



The Patriot

Sentry Variable Account II

Portfolio
Prospectuses
May 1, 2019

A flexible premium deferred variable annuity funded by T. Rowe Price Fixed Income Series, Inc., T. Rowe Price Equity Series, Inc., T. Rowe Price International Series, Inc., Janus Aspen Series, and Vanguard Variable Insurance Fund

TABLE OF CONTENTS

Janus Aspen Series Balanced Portfolio Prospectus.....	3
Janus Aspen Series Research Portfolio Prospectus	47
Janus Aspen Series Forty Portfolio Prospectus.....	83
Janus Aspen Series Enterprise Portfolio Prospectus	119
Janus Aspen Series Global Research Portfolio Prospectus.....	155
T. Rowe Price Government Money Portfolio Prospectus.....	195
T. Rowe Price Limited-Term Bond Portfolio Prospectus.....	216
T. Rowe Price Moderate Allocation Portfolio Prospectus	244
T. Rowe Price Equity Income Portfolio Prospectus	273
T. Rowe Price International Stock Portfolio Prospectus	298
T. Rowe Price Mid-Cap Growth Portfolio Prospectus	322
Vanguard Equity Index Portfolio Prospectus.....	347
Vanguard Balanced Portfolio Prospectus.....	371
Vanguard High Yield Bond Portfolio Prospectus.....	403
Vanguard Mid-Cap Index Portfolio Prospectus	435
Vanguard Real Estate Index Portfolio Prospectus.....	459
Vanguard Small Company Growth Portfolio Prospectus	487

Janus Henderson Balanced Portfolio

Institutional Shares
Ticker
JABLX

Janus Aspen Series

Prospectus

The Securities and Exchange Commission has not approved or disapproved of these securities or passed on the accuracy or adequacy of this Prospectus. Any representation to the contrary is a criminal offense.

Beginning on January 1, 2021, as permitted by regulations adopted by the Securities and Exchange Commission, the insurance company that offers your variable life insurance contract or variable annuity contract, may determine that it will no longer send you paper copies of the Portfolio's shareholder reports, unless you specifically request paper copies of the reports. Beginning on January 1, 2021, for shareholders who are not insurance contract holders, paper copies of the Portfolio's shareholder reports will no longer be sent by mail unless you specifically request paper copies of the reports. Instead, the reports will be made available on a website, and your insurance company or plan sponsor, broker-dealer, or financial intermediary will notify you by mail each time a report is posted and provide you with a website link to access the report. Instructions for requesting paper copies will be provided by your insurance company or plan sponsor, broker-dealer, or financial intermediary.

If you already elected to receive shareholder reports electronically, you will not be affected by this change and you need not take any action. You may elect to receive shareholder reports and other communications from the Portfolio electronically by contacting your insurance company or plan sponsor, broker-dealer, or other financial intermediary.

You may elect to receive all future reports in paper free of charge by contacting your insurance company or plan sponsor, broker-dealer or other financial intermediary. Your election to receive reports in paper will apply to all funds held in your account with your insurance company or plan sponsor, broker-dealer or other financial intermediary.

This Prospectus describes Janus Henderson Balanced Portfolio (the “Portfolio”), a series of Janus Aspen Series (the “Trust”). Janus Capital Management LLC (“Janus Capital”) serves as investment adviser to the Portfolio. The Portfolio currently offers two classes of shares. The Institutional Shares (the “Shares”) are offered by this Prospectus in connection with investment in and payments under variable annuity contracts and variable life insurance contracts (collectively, “variable insurance contracts”), as well as certain qualified retirement plans.

This Prospectus contains information that a prospective purchaser of a variable insurance contract or plan participant should consider in conjunction with the accompanying separate account prospectus of the specific insurance company product before allocating purchase payments or premiums to the Portfolio. Each variable insurance contract involves fees and expenses that are not described in this Prospectus. Refer to the accompanying contract prospectus for information regarding contract fees and expenses and any restrictions on purchases or allocations.

TABLE OF CONTENTS

PORTFOLIO SUMMARY	
Janus Henderson Balanced Portfolio	2
ADDITIONAL INFORMATION ABOUT THE PORTFOLIO	
Fees and expenses	8
Additional investment strategies and general portfolio policies	8
Risks of the Portfolio	13
MANAGEMENT OF THE PORTFOLIO	
Investment adviser	23
Management expenses	23
Investment personnel	24
OTHER INFORMATION	26
DISTRIBUTIONS AND TAXES	27
SHAREHOLDER'S GUIDE	
Pricing of portfolio shares	28
Administrative fees	29
Payments to financial intermediaries by Janus Capital or its affiliates	29
Purchases	30
Redemptions	31
Excessive trading	31
Shareholder communications	34
FINANCIAL HIGHLIGHTS	35
GLOSSARY OF INVESTMENT TERMS	36

PORTFOLIO SUMMARY

Janus Henderson Balanced Portfolio

Ticker: JABLX Institutional Shares

INVESTMENT OBJECTIVE

Janus Henderson Balanced Portfolio (“Balanced Portfolio”) seeks long-term capital growth, consistent with preservation of capital and balanced by current income.

FEES AND EXPENSES OF THE PORTFOLIO

This table describes the fees and expenses that you may pay if you buy and hold Shares of the Portfolio. **Owners of variable insurance contracts that invest in the Shares should refer to the variable insurance contract prospectus for a description of fees and expenses, as the following table and examples do not reflect deductions at the separate account level or contract level for any charges that may be incurred under a contract. Inclusion of these charges would increase the fees and expenses described below.**

ANNUAL FUND OPERATING EXPENSES

(expenses that you pay each year as a percentage of the value of your investment)

Management Fees	0.55%
Other Expenses	0.08%
Total Annual Fund Operating Expenses ⁽¹⁾	0.63%

(1) The total annual fund operating expenses have been restated to exclude acquired fund fees and expenses from the positions acquired in connection with the merger of Janus Henderson Global Allocation Portfolio – Moderate with and into the Portfolio, effective April 30, 2018. Such positions were subsequently liquidated by the Portfolio.

EXAMPLE:

The Example is intended to help you compare the cost of investing in the Portfolio with the cost of investing in other mutual funds. The Example assumes that you invest \$10,000 in the Portfolio for the time periods indicated, reinvest all dividends and distributions, and then redeem all of your Shares at the end of each period. The Example also assumes that your investment has a 5% return each year and that the Portfolio’s operating expenses remain the same. Although your actual costs may be higher or lower, based on these assumptions your costs would be:

	1 Year	3 Years	5 Years	10 Years
Institutional Shares	\$ 64	\$ 202	\$ 351	\$ 786

Portfolio Turnover: The Portfolio pays transaction costs, such as commissions, when it buys and sells securities (or “turns over” its portfolio). A higher portfolio turnover rate may indicate higher transaction costs. These costs, which are not reflected in annual fund operating expenses or in the Example, affect the Portfolio’s performance. During the most recent fiscal year, the Portfolio’s turnover rate was 97% of the average value of its portfolio.

PRINCIPAL INVESTMENT STRATEGIES

The Portfolio pursues its investment objective by normally investing 35-65% of its assets in equity securities and the remaining assets in fixed-income securities and cash equivalents. The Portfolio normally invests at least 25% of its assets in fixed-income senior securities. The Portfolio’s fixed-income investments may reflect a broad range of credit qualities and may include corporate debt securities, U.S. Government obligations, non-U.S. government securities, mortgage-backed securities and other mortgage-related products, and short-term securities. In addition, the Portfolio may invest up to 35% of its net assets in high-yield/high-risk bonds, also known as “junk” bonds. The Portfolio may enter into “to be announced” or “TBA” commitments when purchasing mortgage-backed securities or other securities. The Portfolio may also invest in foreign securities, which may include investments in emerging markets. As of December 31, 2018, approximately 55.89% of the Portfolio’s assets were held in equity securities, including common stocks and preferred stocks and 43.58% of the Portfolio’s assets were held in fixed-income securities and cash equivalents.

In choosing investments for the Portfolio, the portfolio managers apply a “bottom up” approach with two portfolio managers focusing on the equity portion of the Portfolio and the other portfolio managers focusing on the fixed-income portion of the Portfolio. With respect to corporate issuers, the portfolio managers look at companies one at a time to determine if a company is an attractive investment opportunity and if it is consistent with the Portfolio’s investment policies. The portfolio managers may also consider economic factors, such as the effect of interest rates on certain of the Portfolio’s fixed-income investments. The portfolio managers share day-to-day responsibility for the Portfolio’s investments.

The Portfolio may also invest its assets in derivatives, which are instruments that have a value derived from, or directly linked to, an underlying asset, such as equity securities, fixed-income securities, commodities, currencies, interest rates, or market indices. In particular, the Portfolio may use forward currency contracts to offset risks associated with an investment, currency exposure, or market conditions and may use futures, including Treasury futures, to hedge the Portfolio’s interest rate exposure.

The Portfolio may lend portfolio securities on a short-term or long-term basis, in an amount equal to up to one-third of its total assets as determined at the time of the loan origination.

PRINCIPAL INVESTMENT RISKS

The biggest risk is that the Portfolio’s returns will vary, and you could lose money. The Portfolio is designed for long-term investors seeking a balanced portfolio, including common stocks and bonds. Common stocks tend to be more volatile than many other investment choices.

Market Risk. The value of the Portfolio’s holdings may decrease if the value of an individual company or security, or multiple companies or securities, in the Portfolio decreases or if the portfolio managers’ belief about a company’s intrinsic worth is incorrect. Further, regardless of how well individual companies or securities perform, the value of the Portfolio’s holdings could also decrease if there are deteriorating economic or market conditions. It is important to understand that the value of your investment may fall, sometimes sharply, in response to changes in the market, and you could lose money. Market risk may affect a single issuer, industry, economic sector, or the market as a whole.

Growth Securities Risk. The Portfolio invests in companies that the portfolio managers believe have growth potential. Securities of companies perceived to be “growth” companies may be more volatile than other stocks and may involve special risks. If the portfolio managers’ perception of a company’s growth potential is not realized, the securities purchased may not perform as expected, reducing the Portfolio’s returns. In addition, because different types of stocks tend to shift in and out of favor depending on market and economic conditions, “growth” stocks may perform differently from the market as a whole and other types of securities.

Dividend-Oriented Stocks Risk. Companies that have paid regular dividends to shareholders may decrease or eliminate dividend payments in the future. A decrease in dividend payments by an issuer may result in a decrease in the value of the security held by the Portfolio or the Portfolio receiving less income.

Fixed-Income Securities Risk. The Portfolio holds debt and other fixed-income securities. Typically, the values of fixed-income securities change inversely with prevailing interest rates. Therefore, a fundamental risk of fixed-income securities is interest rate risk, which is the risk that the value of such securities will generally decline as prevailing interest rates rise, which may cause the Portfolio’s net asset value to likewise decrease. For example, while securities with longer maturities and durations tend to produce higher yields, they also tend to be more sensitive to changes in prevailing interest rates and are therefore more volatile than shorter-term securities and are subject to greater market fluctuations as a result of changes in interest rates. Investments in fixed-income securities with very low or negative interest rates may diminish the Portfolio’s yield and performance. The Portfolio may be subject to heightened interest rate risk because the Federal Reserve has ended its monetary stimulus program known as quantitative easing and interest rates are near historically low levels. The Federal Reserve raised the federal funds rate several times in recent periods and has signaled additional increases in the near future. To the extent the Federal Reserve continues to raise rates, there is a risk that the fixed-income markets will experience increased volatility and that the liquidity of certain Portfolio investments may be reduced. These developments could cause the Portfolio’s net asset value to fluctuate or make it more difficult for the Portfolio to accurately value its securities. These developments or others also could cause the Portfolio to face increased shareholder redemptions, which may lead to increased portfolio turnover and transaction costs, or could force the Portfolio to liquidate investments at disadvantageous times or prices, therefore adversely affecting the Portfolio as well as the value of your investment. The amount of assets deemed illiquid remaining within the Portfolio may also increase, making it more difficult to meet shareholder redemptions and

further adversely affecting the value of the Portfolio. How specific fixed-income securities may react to changes in interest rates will depend on the specific characteristics of each security. Fixed-income securities are also subject to credit risk, prepayment risk, valuation risk, extension risk, and liquidity risk. Credit risk is the risk that the credit strength of an issuer of a fixed-income security will weaken and/or that the issuer will be unable to make timely principal and interest payments and that the security may go into default. Prepayment risk is the risk that during periods of falling interest rates, certain fixed-income securities with higher interest rates, such as mortgage- and asset-backed securities, may be prepaid by their issuers thereby reducing the amount of interest payments. Valuation risk is the risk that one or more of the fixed-income securities in which the Portfolio invests are priced differently than the value realized upon such security's sale. In times of market instability, valuation may be more difficult. Extension risk is the risk that borrowers may pay off their debt obligations more slowly in times of rising interest rates, which will lengthen the duration of the portfolio. Liquidity risk is the risk that fixed-income securities may be difficult or impossible to sell at the time that the portfolio managers would like or at the price the portfolio managers believe the security is currently worth.

Sovereign Debt Risk. The Portfolio may invest in U.S. and non-U.S. government debt securities ("sovereign debt"). Some investments in sovereign debt, such as U.S. sovereign debt, are considered low risk. However, investments in sovereign debt, especially the debt of less developed countries, can involve a high degree of risk, including the risk that the governmental entity that controls the repayment of sovereign debt may not be willing or able to repay the principal and/or to pay the interest on its sovereign debt in a timely manner. A sovereign debtor's willingness or ability to satisfy its debt obligation may be affected by various factors including, but not limited to, its cash flow situation, the extent of its foreign currency reserves, the availability of foreign exchange when a payment is due, and the relative size of its debt position in relation to its economy as a whole. In the event of default, there may be limited or no legal remedies for collecting sovereign debt and there may be no bankruptcy proceedings through which the Portfolio may collect all or part of the sovereign debt that a governmental entity has not repaid. In addition, to the extent the Portfolio invests in non-U.S. sovereign debt, it may be subject to currency risk.

Mortgage- and Asset-Backed Securities Risk. Mortgage- and asset-backed securities represent interests in "pools" of commercial or residential mortgages or other assets, including consumer loans or receivables. Mortgage- and asset-backed securities tend to be more sensitive to changes in interest rates than other types of debt securities. Investments in mortgage- and asset-backed securities are subject to both extension risk, where borrowers pay off their debt obligations more slowly in times of rising interest rates, and prepayment risk, where borrowers pay off their debt obligations sooner than expected in times of declining interest rates. These risks may reduce the Portfolio's returns. In addition, investments in mortgage- and asset-backed securities, including those comprised of subprime mortgages, may be subject to a higher degree of credit risk, valuation risk, and liquidity risk than various other types of fixed-income securities.

Foreign Exposure Risk. The Portfolio may have exposure to foreign markets as a result of its investments in foreign securities, including investments in emerging markets, which can be more volatile than the U.S. markets. As a result, its returns and net asset value may be affected to a large degree by fluctuations in currency exchange rates or political or economic conditions in a particular country. In some foreign markets, there may not be protection against failure by other parties to complete transactions. It may not be possible for the Portfolio to repatriate capital, dividends, interest, and other income from a particular country or governmental entity. In addition, a market swing in one or more countries or regions where the Portfolio has invested a significant amount of its assets may have a greater effect on the Portfolio's performance than it would in a more geographically diversified portfolio. To the extent the Portfolio invests in foreign debt securities, such investments are sensitive to changes in interest rates. Additionally, investments in securities of foreign governments involve the risk that a foreign government may not be willing or able to pay interest or repay principal when due. The Portfolio's investments in emerging market countries may involve risks greater than, or in addition to, the risks of investing in more developed countries.

High-Yield/High-Risk Bond Risk. High-yield/high-risk bonds are considered speculative and may be more sensitive than other types of bonds to economic changes, political changes, or adverse developments specific to the company that issued the bond, which may adversely affect their value.

TBA Commitments Risk. The Portfolio may enter into "to be announced" or "TBA" commitments. Although the particular TBA securities must meet industry-accepted "good delivery" standards, there can be no assurance that a security purchased on a forward commitment basis will ultimately be issued or delivered by the counterparty. During the settlement period, the Portfolio will still bear the risk of any decline in the value of the security to be delivered. Because TBA commitments do not require the purchase and sale of identical securities, the characteristics of the security delivered to the Portfolio may be less

favorable than the security delivered to the dealer. If the counterparty to a transaction fails to deliver the securities, the Portfolio could suffer a loss.

Derivatives Risk. Derivatives can be highly volatile and involve risks in addition to the risks of the underlying referenced securities or asset. Gains or losses from a derivative investment can be substantially greater than the derivative's original cost, and can therefore involve leverage. Leverage may cause the Portfolio to be more volatile than if it had not used leverage. Derivatives can be less liquid than other types of investments and entail the risk that the counterparty will default on its payment obligations. The Portfolio may use derivatives, including forward currency contracts, for hedging purposes. Hedging with derivatives may increase expenses, and there is no guarantee that a hedging strategy will work. While hedging can reduce or eliminate losses, it can also reduce or eliminate gains or cause losses if the market moves in a manner different from that anticipated by the portfolio managers or if the cost of the derivative outweighs the benefit of the hedge.

Securities Lending Risk. The Portfolio may seek to earn additional income through lending its securities to certain qualified broker-dealers and institutions. There is the risk that when portfolio securities are lent, the securities may not be returned on a timely basis, and the Portfolio may experience delays and costs in recovering the security or gaining access to the collateral provided to the Portfolio to collateralize the loan. If the Portfolio is unable to recover a security on loan, the Portfolio may use the collateral to purchase replacement securities in the market. There is a risk that the value of the collateral could decrease below the cost of the replacement security by the time the replacement investment is made, resulting in a loss to the Portfolio.

Management Risk. The Portfolio is an actively managed investment portfolio and is therefore subject to the risk that the investment strategies employed for the Portfolio may fail to produce the intended results. The Portfolio may underperform its benchmark index or other mutual funds with similar investment objectives.

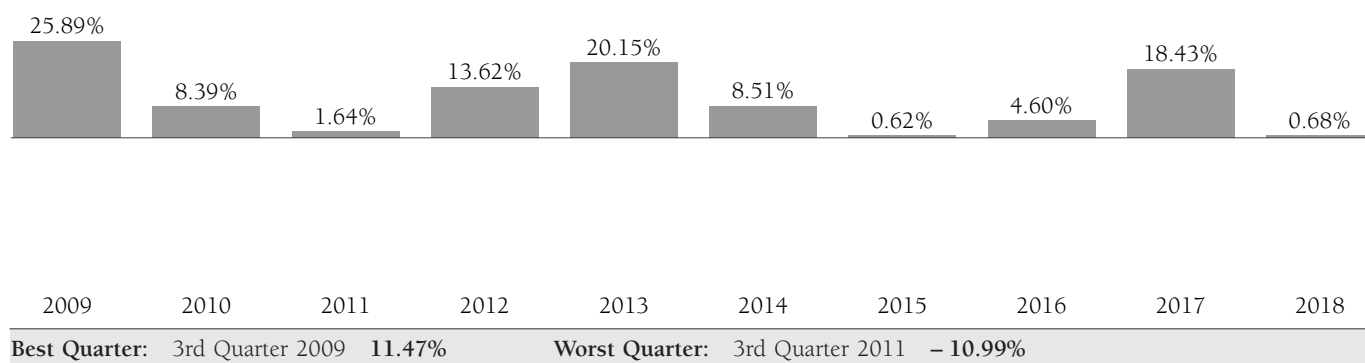
An investment in the Portfolio is not a bank deposit and is not insured or guaranteed by the Federal Deposit Insurance Corporation or any other government agency.

PERFORMANCE INFORMATION

The following information provides some indication of the risks of investing in the Portfolio by showing how the Portfolio's performance has varied over time. The bar chart depicts the change in performance from year to year during the periods indicated, but does not include charges or expenses attributable to any insurance product, which would lower the performance illustrated. The Portfolio does not impose any sales or other charges that would affect total return computations. Total return figures include the effect of the Portfolio's expenses. The table compares the average annual returns for the Institutional Shares of the Portfolio for the periods indicated to broad-based securities market indices. All figures assume reinvestment of dividends and distributions.

The Portfolio's past performance does not necessarily indicate how it will perform in the future. Updated performance information is available at janushenderson.com/VITperformance or by calling 1-877-335-2687.

Annual Total Returns for Institutional Shares (calendar year-end)



Average Annual Total Returns (periods ended 12/31/18)

	1 Year	5 Years	10 Years	Since Inception (9/13/93)
Balanced Portfolio				
Institutional Shares	0.68%	6.37%	9.93%	9.56%
S&P 500® Index (reflects no deduction for fees, expenses, or taxes)	– 4.38%	8.49%	13.12%	9.04%
Bloomberg Barclays U.S. Aggregate Bond Index (reflects no deduction for fees, expenses, or taxes)	0.01%	2.52%	3.48%	5.01%
Balanced Index (reflects no deduction for fees, expenses, or taxes)	– 2.12%	5.94%	8.88%	7.47%

The Portfolio's primary benchmark index is the S&P 500® Index. The Portfolio also compares its performance to the Bloomberg Barclays U.S. Aggregate Bond Index and the Balanced Index. The indices are described below.

- The S&P 500® Index is a commonly recognized, market capitalization-weighted index of 500 widely held equity securities, designed to measure broad U.S. equity performance.
- The Bloomberg Barclays U.S. Aggregate Bond Index is made up of the Bloomberg Barclays U.S. Government/Corporate Bond Index, Mortgage-Backed Securities Index, and Asset-Backed Securities Index, including securities that are of investment grade quality or better, have at least one year to maturity, and have an outstanding par value of at least \$100 million.
- The Balanced Index is an internally-calculated, hypothetical combination of unmanaged indices that combines total returns from the S&P 500® Index (55%) and the Bloomberg Barclays U.S. Aggregate Bond Index (45%).

MANAGEMENT

Investment Adviser: Janus Capital Management LLC

Portfolio Managers: **Jeremiah Buckley**, CFA, is Executive Vice President and Co-Portfolio Manager of the Portfolio, which he has co-managed since December 2015. **Marc Pinto**, CFA, is Executive Vice President and Co-Portfolio Manager of the Portfolio, which he has co-managed since May 2005. **Mayur Saigal** is Executive Vice President and Co-Portfolio Manager of the Portfolio, which he has co-managed since December 2015. **Darrell Watters** is Executive Vice President and Co-Portfolio Manager of the Portfolio, which he has co-managed since December 2015.

PURCHASE AND SALE OF PORTFOLIO SHARES

Purchases of Shares may be made only by the separate accounts of insurance companies for the purpose of funding variable insurance contracts or by certain qualified retirement plans. Redemptions, like purchases, may be effected only through the separate accounts of participating insurance companies or through qualified retirement plans. Requests are duly processed at the NAV next calculated after your order is received in good order by the Portfolio or its agents. Refer to the appropriate separate account prospectus or plan documents for details.

TAX INFORMATION

Because Shares of the Portfolio may be purchased only through variable insurance contracts and certain qualified retirement plans, it is anticipated that any income dividends or net capital gains distributions made by the Portfolio will be exempt from current federal income taxation if left to accumulate within the variable insurance contract or qualified retirement plan. The federal income tax status of your investment depends on the features of your qualified retirement plan or variable insurance contract.

PAYMENTS TO INSURERS, BROKER-DEALERS, AND OTHER FINANCIAL INTERMEDIARIES

Portfolio shares are generally available only through an insurer's variable contracts, or through certain employer or other retirement plans (Retirement Products). Retirement Products are generally purchased through a broker-dealer or other financial intermediary. The Portfolio or its distributor (and/or their related companies) may make payments to the insurer and/or its related companies for distribution and/or other services; some of the payments may go to broker-dealers and other financial intermediaries. These payments may create a conflict of interest for an intermediary, or be a factor in the insurer's decision to include the Portfolio as an underlying investment option in a variable contract. Ask your financial advisor, visit your intermediary's website, or consult your insurance contract prospectus for more information.

ADDITIONAL INFORMATION ABOUT THE PORTFOLIO

FEES AND EXPENSES

Please refer to the following important information when reviewing the “Fees and Expenses of the Portfolio” table in the Portfolio Summary of the Prospectus. The fees and expenses shown were determined based on average net assets as of the fiscal year ended December 31, 2018.

- “Annual Fund Operating Expenses” are paid out of the Portfolio’s assets and include fees for portfolio management and administrative services, including recordkeeping, subaccounting, and other shareholder services. You do not pay these fees directly but, as the Example in the Portfolio Summary shows, these costs are borne indirectly by all shareholders.
- The “Management Fee” is the investment advisory fee rate paid by the Portfolio to Janus Capital. Refer to “Management Expenses” in this Prospectus for additional information with further description in the Statement of Additional Information (“SAI”).
- “Other Expenses”
 - include an administrative services fee of 0.05% of the average daily net assets to compensate insurance companies or other financial intermediaries for services provided to contract owners and plan participants.
 - include acquired fund fees and expenses, which are indirect expenses the Portfolio may incur as a result of investing in shares of an underlying fund. “Acquired Fund” refers to any underlying fund (including, but not limited to, exchange-traded funds) in which a portfolio invests or has invested during the period. To the extent that the Portfolio invests in Acquired Funds, the Portfolio’s “Total Annual Fund Operating Expenses” may not correlate to the “Ratio of gross expenses to average net assets” presented in the Financial Highlights table because that ratio includes only the direct operating expenses incurred by the Portfolio, not the indirect costs of investing in Acquired Funds. Such amounts are less than 0.01%.
 - may include reimbursement to Janus Services LLC (“Janus Services”), the Portfolio’s transfer agent, of its out-of-pocket costs for serving as transfer agent and providing servicing to shareholders, including servicing provided by third parties.
- All expenses in the Portfolio’s “Fees and Expenses of the Portfolio” table are shown without the effect of expense offset arrangements. Pursuant to such arrangements, credits realized as a result of uninvested cash balances are used to reduce custodian and transfer agent expenses.

ADDITIONAL INVESTMENT STRATEGIES AND GENERAL PORTFOLIO POLICIES

The Portfolio’s Board of Trustees (“Trustees”) may change the Portfolio’s investment objective or non-fundamental principal investment strategies without a shareholder vote. The Portfolio will notify you in writing at least 60 days before making any such change it considers material. If there is a material change to the Portfolio’s investment objective or principal investment strategies, you should consider whether the Portfolio remains an appropriate investment for you. There is no guarantee that the Portfolio will achieve its investment objective.

Unless otherwise stated, the following section provides additional information about the investment strategies and general policies that are summarized in the Portfolio Summary section, including the types of securities the Portfolio may invest in when pursuing its investment objective. This section also describes investment strategies and policies that the Portfolio may use to a lesser extent. These non-principal investment strategies and policies may become more important in the future since the Portfolio’s composition can change over time. Except for the Portfolio’s policies with respect to illiquid investments and borrowing, the percentage limitations included in these policies and elsewhere in this Prospectus and/or the SAI normally apply only at the time of purchase of a security. So, for example, if the Portfolio exceeds a limit as a result of market fluctuations or the sale of other securities, it will not be required to dispose of any securities. The “Glossary of Investment Terms” includes descriptions of investment terms used throughout the Prospectus.

Security Selection

The Portfolio pursues its investment objective by normally investing 35-65% of its assets in equity securities and the remaining assets in fixed-income securities and cash equivalents. The portfolio managers generally take a “bottom up” approach to selecting companies in which to invest. This means that they seek to identify individual companies with earnings growth potential that may not be recognized by the market at large. The portfolio managers make this assessment by looking at companies one at a time, regardless of size, country of organization, place of principal business activity, or other similar selection criteria. The portfolio managers may sell a holding if, among other things, the security reaches the portfolio managers’ price target, if the company has a deterioration of fundamentals such as failing to meet key operating benchmarks,

or if the portfolio managers find a better investment opportunity. The portfolio managers may also sell a Portfolio holding to meet redemptions.

The Portfolio may emphasize varying degrees of income. The portfolio managers may consider dividend-paying characteristics to a greater degree than other factors in selecting common stocks. With respect to corporate issuers, the portfolio managers look at companies one at a time to determine if a company is an attractive investment opportunity and if it is consistent with the Portfolio's investment policies. The portfolio managers may also consider economic factors, such as the effect of interest rates on certain of the Portfolio's fixed-income investments. Income realized on the Portfolio's investments may be incidental to its investment objectives.

Cash Position

The Portfolio may not always stay fully invested. For example, when the portfolio managers believe that market conditions are unfavorable for investing, or when they are otherwise unable to locate attractive investment opportunities, the Portfolio's cash or similar investments may increase. In other words, cash or similar investments generally are a residual – they represent the assets that remain after the Portfolio has committed available assets to desirable investment opportunities. When the Portfolio's investments in cash or similar investments increase, it may not participate in market advances or declines to the same extent that it would if the Portfolio remained more fully invested. To the extent the Portfolio invests its uninvested cash through a sweep program (meaning its uninvested cash is pooled with uninvested cash of other funds and invested in certain securities such as repurchase agreements), it is subject to the risks of the account or fund into which it is investing, including liquidity issues that may delay the Portfolio from accessing its cash.

In addition, the Portfolio may temporarily increase its cash position under certain unusual circumstances, such as to protect its assets or maintain liquidity in certain circumstances to meet unusually large redemptions. The Portfolio's cash position may also increase temporarily due to unusually large cash inflows. Under unusual circumstances such as these, the Portfolio may invest up to 100% of its assets in cash or similar investments. In this case, the Portfolio may take positions that are inconsistent with its investment policies. As a result, the Portfolio may not achieve its investment objective.

Emerging Markets

Within the parameters of its specific investment policies, the Portfolio may invest in securities of issuers or companies from or with exposure to one or more "developing countries" or "emerging market countries." Such countries include, but are not limited to, countries included in the MSCI Emerging Markets IndexSM.

Foreign Securities

The Portfolio may invest in foreign securities. The portfolio managers seek investments that meet the selection criteria, regardless of where an issuer or company is located. Foreign securities are generally selected on a security-by-security basis without regard to any predetermined allocation among countries or geographic regions. However, certain factors, such as expected levels of inflation, government policies influencing business conditions, the outlook for currency relationships, and prospects for economic growth among countries, regions, or geographic areas, may warrant greater consideration in selecting foreign securities. There are no limitations on the countries in which the Portfolio may invest, and the Portfolio may at times have significant foreign exposure, including exposure to emerging markets.

High-Yield/High-Risk Bonds

A high-yield/high-risk bond (also known as a "junk" bond) is a bond rated below investment grade by major rating agencies (i.e., BB+ or lower by Standard & Poor's Ratings Services ("Standard & Poor's") and Fitch, Inc. ("Fitch"), or Ba or lower by Moody's Investors Service, Inc. ("Moody's")) or is an unrated bond of similar quality. It presents greater risk of default (the failure to make timely interest and principal payments) than higher quality bonds. To the extent the Portfolio invests in high-yield/high-risk bonds, under normal circumstances, the Portfolio will limit its investments in high-yield/high-risk bonds to 35% or less of its net assets.

Illiquid Investments

The Portfolio will not acquire any illiquid investment if, immediately after the acquisition, the Portfolio would have invested more than 15% of its net assets in illiquid investments. An illiquid investment is any investment that the Portfolio reasonably expects cannot be sold or disposed of in current market conditions in seven calendar days or less without the sale or disposition significantly changing the market value of the investment. For example, some securities are not registered under U.S. securities laws and may be subject to limitations on resale (these are known as "restricted securities").

Inflation-Linked Securities

The Portfolio may invest in inflation-indexed bonds, including municipal inflation-indexed bonds and corporate inflation-indexed bonds, or in derivatives that are linked to these securities. Inflation-linked bonds are fixed-income securities that have a principal value that is periodically adjusted according to the rate of inflation. If an index measuring inflation falls, the principal value of inflation-indexed bonds will typically be adjusted downward, and consequently the interest payable on these securities (calculated with respect to a smaller principal amount) will be reduced. Because of their inflation adjustment feature, inflation-linked bonds typically have lower yields than conventional fixed-rate bonds. In addition, inflation-linked bonds also normally decline in price when real interest rates rise. In the event of deflation, when prices decline over time, the principal and income of inflation-linked bonds would likely decline, resulting in losses to the Portfolio.

In the case of Treasury Inflation-Protected Securities, also known as TIPS, repayment of original bond principal upon maturity (as adjusted for inflation) is guaranteed by the U.S. Treasury. For inflation-linked bonds that do not provide a similar guarantee, the adjusted principal value of the inflation-linked bond repaid at maturity may be less than the original principal. Other non-U.S. sovereign governments also issue inflation-linked securities (sometimes referred to as “linkers”) that are tied to their own local consumer price indices. In certain of these non-U.S. jurisdictions, the repayment of the original bond principal upon the maturity of an inflation-linked bond is not guaranteed, allowing for the amount of the bond repaid at maturity to be less than par. Inflation-linked bonds may also be issued by, or related to, sovereign governments of other developed countries, emerging market countries, or companies or other entities not affiliated with governments.

Initial Public Offerings

The Portfolio may purchase shares issued as part of, or a short period after, a company’s initial public offering (“IPO”), and may at times dispose of those shares shortly after their acquisition. An IPO is the first sale of stock by a private company to the public. IPOs are often issued by smaller, younger companies seeking the capital to expand, but can also be done by large privately-owned companies looking to become publicly traded.

Leverage

Certain of the Portfolio’s investments, including derivatives and short sale transactions, involve the use of leverage. Leverage is investment exposure which exceeds the initial amount invested. Leverage occurs when the Portfolio increases its assets available for investment using reverse repurchase agreements or other similar transactions. In addition, other investment techniques, such as short sales and certain derivative transactions, can create a leveraging effect.

Loans

The Portfolio may invest in various commercial loans, including bank loans, bridge loans, debtor-in-possession (“DIP”) loans, mezzanine loans, and other fixed and floating rate loans. These loans may be acquired through loan participations and assignments or on a when-issued basis. Commercial loans will comprise no more than 20% of the Portfolio’s total assets.

Bank Loans. Bank loans are obligations of companies or other entities entered into in connection with recapitalizations, acquisitions, and refinancings. The Portfolio’s investments in bank loans are generally acquired as a participation interest in, or assignment of, loans originated by a lender or other financial institution. These investments may include institutionally-traded floating and fixed-rate debt securities.

Bridge Loans. Bridge loans are short-term loan arrangements typically made by a borrower in anticipation of receiving intermediate-term or long-term permanent financing. Most bridge loans are structured as floating-rate debt with step-up provisions under which the interest rate on the bridge loan increases the longer the loan remains outstanding. In addition, bridge loans commonly contain a conversion feature that allows the bridge loan investor to convert its loan interest to senior exchange notes if the loan has not been prepaid in full on or prior to its maturity date. Bridge loans typically are structured as senior loans, but may be structured as junior loans.

DIP Loans. DIP loans are issued in connection with restructuring and refinancing transactions. DIP loans are loans to a debtor-in-possession in a proceeding under the U.S. bankruptcy code that have been approved by the bankruptcy court. DIP loans are typically fully secured by a lien on the debtor’s otherwise unencumbered assets or secured by a junior lien on the debtor’s encumbered assets (so long as the loan is fully secured based on the most recent current valuation or appraisal report of the debtor). DIP loans are often required to close with certainty and in a rapid manner to satisfy existing creditors and to enable the issuer to emerge from bankruptcy or to avoid a bankruptcy proceeding.

Mezzanine Loans. Mezzanine loans are a hybrid of debt and equity financing that is typically used to fund the expansion of existing companies. A mezzanine loan is composed of debt capital that gives the lender the right to convert to an ownership

or equity interest in the company if the loan is not paid back in time and in full. Mezzanine loans typically are the most subordinated debt obligation in an issuer's capital structure.

Mortgage- and Asset-Backed Securities

The Portfolio may purchase fixed or variable rate commercial or residential mortgage-backed securities issued by the Government National Mortgage Association ("Ginnie Mae"), the Federal National Mortgage Association ("Fannie Mae"), the Federal Home Loan Mortgage Corporation ("Freddie Mac"), or other governmental or government-related entities. Ginnie Mae's guarantees are backed by the full faith and credit of the U.S. Government, which means that the U.S. Government guarantees that the interest and principal will be paid when due. Fannie Mae and Freddie Mac securities are not backed by the full faith and credit of the U.S. Government.

The Portfolio may also purchase mortgage- and asset-backed securities through single- and multi-seller conduits, collateralized debt obligations, structured investment vehicles, and other similar securities. Asset-backed securities may be backed by various consumer obligations, including automobile loans, equipment leases, credit card receivables, or other collateral. In the event the underlying loans are not paid, the securities' issuer could be forced to sell the assets and recognize losses on such assets, which could impact the Portfolio's return.

Portfolio Turnover

In general, the Portfolio intends to purchase securities for long-term investment, although, to a limited extent, the Portfolio may purchase securities in anticipation of relatively short-term gains. Short-term transactions may also result from liquidity needs, securities having reached a price or yield objective, changes in interest rates or the credit standing of an issuer, or by reason of economic or other developments not foreseen at the time of the initial investment decision. The Portfolio may also sell one security and simultaneously purchase the same or a comparable security to take advantage of short-term differentials in bond yields or securities prices. Portfolio turnover is affected by market conditions, changes in the size of the Portfolio (including due to shareholder purchases and redemptions), the nature of the Portfolio's investments, and the investment style of the portfolio managers. Changes are normally made in the Portfolio's holdings whenever the portfolio managers believe such changes are desirable. Portfolio turnover rates are generally not a factor in making buy and sell decisions for the Portfolio.

Increased portfolio turnover may result in higher costs for brokerage commissions, dealer mark-ups, and other transaction costs. Higher costs associated with increased portfolio turnover also may have a negative effect on the Portfolio's performance. The "Financial Highlights" section of this Prospectus shows the Portfolio's historical turnover rates.

Real Estate-Related Securities

The Portfolio may invest in equity and debt securities of real estate-related companies. Such companies may include those in the real estate industry or real estate-related industries. These securities may include common stocks, preferred stocks, and other securities, including, but not limited to, mortgage-backed securities, real estate-backed securities, securities of real estate investment trusts ("REITs") and similar REIT-like entities. A REIT is a trust that invests in real estate-related projects, such as properties, mortgage loans, and construction loans. REITs are generally categorized as equity, mortgage, or hybrid REITs. A REIT may be listed on an exchange or traded over-the-counter.

Securities Lending

The Portfolio may seek to earn additional income through lending its securities to certain qualified broker-dealers and institutions on a short-term or long-term basis. The Portfolio may lend portfolio securities on a short-term or long-term basis, in an amount equal to up to one-third of its total assets as determined at the time of the loan origination. When the Portfolio lends its securities, it receives collateral (including cash collateral), at least equal to the value of securities loaned. The Portfolio may earn income by investing this collateral in one or more affiliated or non-affiliated cash management vehicles. It is also possible that, due to a decline in the value of a cash management vehicle in which collateral is invested, the Portfolio may lose money. There is also the risk that when portfolio securities are lent, the securities may not be returned on a timely basis, and the Portfolio may experience delays and costs in recovering the security or gaining access to the collateral provided to the Portfolio to collateralize the loan. If the Portfolio is unable to recover a security on loan, the Portfolio may use the collateral to purchase replacement securities in the market. There is a risk that the value of the collateral could decrease below the cost of the replacement security by the time the replacement investment is made, resulting in a loss to the Portfolio. Janus Capital intends to manage the cash collateral in an affiliated cash management vehicle and will receive an investment advisory fee for managing such assets.

Short Sales

The Portfolio may engage in short sales. No more than 10% of the Portfolio's net assets may be invested in short positions (through short sales of stocks, structured products, futures, swaps, and uncovered written calls). The Portfolio may engage in short sales "against the box" and options for hedging purposes that are not subject to this 10% limit. A short sale is generally a transaction in which the Portfolio sells a security it does not own or have the right to acquire (or that it owns but does not wish to deliver) in anticipation that the market price of that security will decline. To complete the transaction, the Portfolio must borrow the security to make delivery to the buyer. The Portfolio is then obligated to replace the security borrowed by purchasing the security at the market price at the time of replacement. A short sale is subject to the risk that if the price of the security sold short increases in value, the Portfolio will incur a loss because it will have to replace the security sold short by purchasing it at a higher price. In addition, the Portfolio may not always be able to close out a short position at a particular time or at an acceptable price. A lender may request, or market conditions may dictate, that the securities sold short be returned to the lender on short notice, and the Portfolio may have to buy the securities sold short at an unfavorable price. If this occurs at a time that other short sellers of the same security also want to close out their positions, it is more likely that the Portfolio will have to cover its short sale at an unfavorable price and potentially reduce or eliminate any gain, or cause a loss, as a result of the short sale. Because there is no upper limit to the price a borrowed security may reach prior to closing a short position, the Portfolio's losses are potentially unlimited in a short sale transaction. The Portfolio's gains and losses will also be decreased or increased, as the case may be, by the amount of any dividends, interest, or expenses, including transaction costs and borrowing fees, the Portfolio may be required to pay in connection with a short sale. Such payments may result in the Portfolio having higher expenses than a portfolio that does not engage in short sales and may negatively affect the Portfolio's performance.

The Portfolio may also enter into short positions through derivative instruments such as options contracts, futures contracts, and swap agreements which may expose the Portfolio to similar risks. To the extent that the Portfolio enters into short derivative positions, the Portfolio may be exposed to risks similar to those associated with short sales, including the risk that the Portfolio's losses are theoretically unlimited. Short sales and short derivatives positions have a leveraging effect on the Portfolio, which may increase the Portfolio's volatility.

Special Situations

The Portfolio may invest in companies that demonstrate special situations or turnarounds, meaning companies that have experienced significant business problems but are believed to have favorable prospects for recovery. For example, a special situation or turnaround may arise when, in the opinion of the portfolio managers, the securities of a particular issuer will be recognized as undervalued by the market and appreciate in value due to a specific development with respect to that issuer. Special situations may include significant changes in a company's allocation of its existing capital, a restructuring of assets, or a redirection of free cash flow. For example, issuers undergoing significant capital changes may include companies involved in spin-offs, sales of divisions, mergers or acquisitions, companies involved in bankruptcy proceedings, or companies initiating large changes in their debt to equity ratio. Companies that are redirecting cash flows may be reducing debt, repurchasing shares, or paying dividends. Special situations may also result from: (i) significant changes in industry structure through regulatory developments or shifts in competition; (ii) a new or improved product, service, operation, or technological advance; (iii) changes in senior management or other extraordinary corporate event; (iv) differences in market supply of and demand for the security; or (v) significant changes in cost structure. Investments in "special situations" companies can present greater risks than investments in companies not experiencing special situations, and the Portfolio's performance could be adversely impacted if the securities selected decline in value or fail to appreciate in value.

Swap Agreements

Certain portfolios may utilize swap agreements including, but not limited to, credit default swaps, equity swaps, inflation index swaps, interest rate and currency swaps, total return swaps (including fixed-income total return swaps), and swaps on exchange-traded funds, as a means to gain exposure to certain companies or countries, and/or to "hedge" or protect their holdings from adverse movements in securities prices, the rate of inflation, or interest rates. Swaps may also be used for capital appreciation. Swap agreements are two-party contracts to exchange one set of cash flows for another. Swap agreements entail the risk that a party will default on its payment obligations to a portfolio. If the other party to a swap defaults, the portfolio would risk the loss of the net amount of the payments that it contractually is entitled to receive. If a portfolio utilizes a swap at the wrong time or judges market conditions incorrectly, the swap may result in a loss to the portfolio and reduce the portfolio's total return. Various types of swaps such as credit default, equity, interest rate, and total return are described in the "Glossary of Investment Terms."

TBA Commitments

The Portfolio may enter into “to be announced” or “TBA” commitments. TBA commitments are forward agreements for the purchase or sale of securities, including mortgage-backed securities, for a fixed price, with payment and delivery on an agreed upon future settlement date. The specific securities to be delivered are not identified at the trade date. However, delivered securities must meet specified terms, including issuer, rate, and mortgage terms. At the time the TBA commitment is made, the transaction is recorded and thereafter the value of such securities is reflected each day in determining the Portfolio’s net asset value (“NAV”). Because the Portfolio is generally not required to pay for the security until the settlement date, if the Portfolio remains substantially fully invested at a time when TBA commitment purchases are outstanding, the purchases may result in a form of leverage. To facilitate these TBA commitments, the Portfolio is required to segregate or otherwise earmark liquid assets marked to market daily in an amount at least equal to such TBA commitments.

U.S. Government Securities

The Portfolio may invest in U.S. Government securities. U.S. Government securities include those issued directly by the U.S. Treasury and those issued or guaranteed by various U.S. Government agencies and instrumentalities. Some government securities are backed by the full faith and credit of the United States. Other government securities are backed only by the rights of the issuer to borrow from the U.S. Treasury. Others are supported by the discretionary authority of the U.S. Government to purchase the obligations. Certain other government securities are supported only by the credit of the issuer. For securities not backed by the full faith and credit of the United States, the Portfolio must look principally to the agency or instrumentality issuing or guaranteeing the securities for repayment and may not be able to assert a claim against the United States if the agency or instrumentality does not meet its commitment. Such securities may involve increased risk of loss of principal and interest compared to government debt securities that are backed by the full faith and credit of the United States.

Because of the rising U.S. Government debt burden, it is possible that the U.S. Government may not be able to meet its financial obligations or that securities issued or backed by the U.S. Government may experience credit downgrades. Such a credit event may adversely affect the financial markets.

Other Types of Investments

Unless otherwise stated within its specific investment policies, the Portfolio may also invest in other types of domestic and foreign securities and use other investment strategies, as described in the “Glossary of Investment Terms.” These securities and strategies are not intended to be principal investment strategies of the Portfolio. If successful, they may benefit the Portfolio by earning a return on the Portfolio’s assets or reducing risk; however, they may not achieve the Portfolio’s investment objective. These securities and strategies may include:

- other investment companies (such as exchange-traded funds)
- indexed/structured securities (such as commercial and residential mortgage- and asset-backed securities)
- various derivative transactions including, but not limited to, options, futures on U.S. and foreign exchanges, forwards, swap agreements, participatory notes, structured notes, and other types of derivatives individually or in combination for hedging purposes or for nonhedging purposes such as seeking to earn income and enhance return, to protect unrealized gains, or to avoid realizing losses; such techniques may also be used to adjust currency exposure relative to a benchmark index, to gain exposure to the market pending investment of cash balances, or to meet liquidity needs
- securities purchased on a when-issued, delayed delivery, or forward commitment basis
- equity and fixed-income securities issued in private placement transactions

RISKS OF THE PORTFOLIO

The value of your investment will vary over time, sometimes significantly, and you may lose money by investing in the Portfolio. To varying degrees, the Portfolio may invest in stocks, fixed-income securities, money market instruments or cash/cash equivalents, and derivatives. The following information is intended to help you better understand some of the risks of investing in the Portfolio, including those risks that are summarized in the Portfolio Summary section. This information also includes descriptions of other risks the Portfolio may be subject to as a result of additional investment strategies and general policies that may apply to the Portfolio. The impact of the following risks on the Portfolio may vary depending on the Portfolio’s investments. The greater the Portfolio’s investment in a particular security, the greater the Portfolio’s exposure to the

risks associated with that security. Before investing in the Portfolio, you should consider carefully the risks that you assume when investing in the Portfolio.

Counterparty Risk. Portfolio transactions involving a counterparty are subject to the risk that the counterparty or a third party will not fulfill its obligation to the Portfolio (“counterparty risk”). Counterparty risk may arise because of the counterparty’s financial condition (i.e., financial difficulties, bankruptcy, or insolvency), market activities and developments, or other reasons, whether foreseen or not. A counterparty’s inability to fulfill its obligation may result in significant financial loss to the Portfolio. The Portfolio may be unable to recover its investment from the counterparty or may obtain a limited recovery, and/or recovery may be delayed. The Portfolio may be exposed to counterparty risk to the extent it participates in lending its securities to third parties and/or cash sweep arrangements whereby the Portfolio’s cash balance is invested in one or more types of cash management vehicles. In addition, the Portfolio may be exposed to counterparty risk through its investments in certain securities, including, but not limited to, repurchase agreements, debt securities, and derivatives (including various types of swaps, futures, and options). The Portfolio intends to enter into financial transactions with counterparties that Janus Capital believes to be creditworthy at the time of the transaction. There is always the risk that Janus Capital’s analysis of a counterparty’s creditworthiness is incorrect or may change due to market conditions. To the extent that the Portfolio focuses its transactions with a limited number of counterparties, it will have greater exposure to the risks associated with one or more counterparties.

Credit Quality Risk. Through the Portfolio’s investments in fixed-income securities, the Portfolio is subject to the risks associated with the credit quality of the issuers of those fixed-income securities. Credit quality measures the likelihood that the issuer or borrower will meet its obligations on a bond. One of the fundamental risks is credit risk, which is the risk that an issuer will be unable to make principal and interest payments when due, or default on its obligations. Higher credit risk may negatively impact the Portfolio’s returns.

Many fixed-income securities receive credit ratings from services such as Standard & Poor’s, Fitch, and Moody’s. These services assign ratings to securities by assessing the likelihood of issuer default. The lower a bond issue is rated by an agency, the more credit risk it is considered to represent. Lower rated instruments and securities generally pay interest at a higher rate to compensate for the associated greater risk. Interest rates can fluctuate in response to economic or market conditions, which can result in a fluctuation in the price of a security and impact the Portfolio’s return. If a security has not received a rating, the Portfolio must rely upon Janus Capital’s credit assessment, which if incorrect can also impact the Portfolio’s returns. Please refer to the “Explanation of Rating Categories” section of the SAI for a description of bond rating categories.

Derivatives Risk. Derivatives can be highly volatile and involve risks in addition to the risks of the underlying referenced securities or asset. Gains or losses from a derivative investment can be substantially greater than the derivative’s original cost, and can therefore involve leverage. Leverage may cause the Portfolio to be more volatile than if it had not used leverage. Derivatives can be complex instruments and may involve analysis that differs from that required for other investment types used by the Portfolio. If the value of a derivative does not correlate well with the particular market or other asset class to which the derivative is intended to provide exposure, the derivative may not produce the anticipated result. Derivatives can also reduce the opportunity for gain or result in losses by offsetting positive returns in other investments. Derivatives can be less liquid than other types of investments and entail the risk that the counterparty will default on its payment obligations. If the counterparty to a derivative transaction defaults, the Portfolio would risk the loss of the net amount of the payments that it contractually is entitled to receive. To the extent the Portfolio enters into short derivative positions, the Portfolio may be exposed to risks similar to those associated with short sales, including the risk that the Portfolio’s losses are theoretically unlimited.

- **Currency Futures Risk.** Currency futures are similar to forward foreign currency exchange contracts, and pose similar risks, except that futures contracts are standardized, exchange-traded contracts while forward foreign currency exchange contracts are traded in the over-the-counter market. The use of currency futures contracts may substantially change the Portfolio’s exposure to currency exchange rates and could result in losses to the Portfolio if currencies do not perform as anticipated. Currency markets generally are not as regulated as securities markets. In addition, currency rates may fluctuate significantly over short periods of time, and can reduce returns. Currency futures may also involve leverage risk.
- **Forward Foreign Currency Exchange Contract Risk.** Forward foreign currency exchange contracts (“forward currency contracts”) involve the risk that unanticipated changes in currency prices may negatively impact the Portfolio’s performance. Moreover, there may be an imperfect correlation between the Portfolio’s holdings of securities quoted or denominated in a particular currency and any forward currency contracts entered into by the Portfolio, which will expose the Portfolio to risk

of foreign exchange loss. The trading markets for forward currency contracts offer less protection against defaults than trading in currency instruments on an exchange. Because a forward currency contract is not guaranteed by an exchange or clearinghouse, a default on the contract could result in losses to the Portfolio and may force the Portfolio to cover its purchase or sale commitments, if any, at the current market price. In addition, forward currency contract markets can experience periods of illiquidity, which could prevent the Portfolio from divesting of a forward currency contract at the optimal time and may adversely affect the Portfolio's returns and net asset value.

Emerging Markets Risk. Within the parameters of its specific investment policies, the Portfolio may invest in securities of issuers or companies from or with exposure to one or more "developing countries" or "emerging market countries." Such countries include, but are not limited to, countries included in the MSCI Emerging Markets IndexSM. To the extent that the Portfolio invests a significant amount of its assets in one or more of these countries, its returns and net asset value may be affected to a large degree by events and economic conditions in such countries. The risks of foreign investing are heightened when investing in emerging markets, which may result in the price of investments in emerging markets experiencing sudden and sharp price swings. In many developing markets, there is less government supervision and regulation of business and industry practices (including the potential lack of strict finance and accounting controls and standards), stock exchanges, brokers, and listed companies than in more developed markets, making these investments potentially more volatile in price and less liquid than investments in developed securities markets, resulting in greater risk to investors. There is a risk in developing countries that a future economic or political crisis could lead to price controls, forced mergers of companies, expropriation or confiscatory taxation, imposition or enforcement of foreign ownership limits, seizure, nationalization, sanctions or imposition of restrictions by various governmental entities on investment and trading, or creation of government monopolies, any of which may have a detrimental effect on the Portfolio's investments. The securities markets of many of these countries may also be smaller, less liquid, and subject to greater price volatility than those in the United States. In the event of a default on any investments in foreign debt obligations, it may be more difficult for the Portfolio to obtain or to enforce a judgment against the issuers of such securities. In addition, the Portfolio's investments may be denominated in foreign currencies and therefore, changes in the value of a country's currency compared to the U.S. dollar may affect the value of the Portfolio's investments. To the extent that the Portfolio invests a significant portion of its assets in the securities of emerging markets issuers in or companies of a single country or region, it is more likely to be impacted by events or conditions affecting that country or region, which could have a negative impact on the Portfolio's performance. The Portfolio may be subject to emerging markets risk to the extent that it invests in securities of issuers or companies which are not considered to be from emerging markets, but which have customers, products, or transactions associated with emerging markets. Some of the risks of investing directly in foreign and emerging market securities may be reduced when the Portfolio invests indirectly in foreign securities through various other investment vehicles including derivatives, which also involve other risks.

Eurozone Risk. A number of countries in the European Union ("EU") have experienced, and may continue to experience, severe economic and financial difficulties. In particular, many EU nations are susceptible to economic risks associated with high levels of debt, notably due to investments in sovereign debt of countries such as Greece, Italy, Spain, Portugal, and Ireland. As a result, financial markets in the EU have been subject to increased volatility and declines in asset values and liquidity. Responses to these financial problems by European governments, central banks, and others, including austerity measures and reforms, may not work, may result in social unrest, and may limit future growth and economic recovery or have other unintended consequences. Further defaults or restructurings by governments and others of their debt could have additional adverse effects on economies, financial markets, and asset valuations around the world. Greece, Ireland, and Portugal have already received one or more "bailouts" from other Eurozone member states, and it is unclear how much additional funding they will require or if additional Eurozone member states will require bailouts in the future. The risk of investing in securities in the European markets may also be heightened due to the referendum in which the United Kingdom voted to exit the EU (commonly known as "Brexit"). There is considerable uncertainty about how Brexit will be conducted, how negotiations of necessary treaties and trade agreements will proceed, or how financial markets will react. In addition, one or more other countries may also abandon the euro and/or withdraw from the EU, placing its currency and banking system in jeopardy. The impact of these actions, especially if they occur in a disorderly fashion, is not clear but could be significant and far-reaching. To the extent that the Portfolio has exposure to European markets or to transactions tied to the value of the euro, these events could negatively affect the value and liquidity of the Portfolio's investments. All of these developments may continue to significantly affect the economies of all EU countries, which in turn may have a material adverse effect on the Portfolio's investments in such countries, other countries that depend on EU countries for significant amounts of trade or investment, or issuers with exposure to debt issued by certain EU countries.

Fixed-Income Securities Risk. The Portfolio holds debt and other fixed-income securities to generate income. Typically, the values of fixed-income securities change inversely with prevailing interest rates. Therefore, a fundamental risk of fixed-income securities is interest rate risk, which is the risk that the value of such securities will generally decline as prevailing interest rates rise, which may cause the Portfolio's net asset value to likewise decrease. How specific fixed-income securities may react to changes in interest rates will depend on the specific characteristics of each security. For example, while securities with longer maturities and durations tend to produce higher yields, they also tend to be more sensitive to changes in prevailing interest rates and are therefore more volatile than shorter-term securities and are subject to greater market fluctuations as a result of changes in interest rates. However, calculations of maturity and duration may be based on estimates and may not reliably predict a security's price sensitivity to changes in interest rates. In addition, different interest rate measures (such as short- and long-term interest rates and U.S. and non-U.S. interest rates), or interest rates on different types of securities or securities of different issuers, may not necessarily change in the same amount or in the same direction. Investments in fixed-income securities with very low or negative interest rates may diminish the Portfolio's yield and performance.

Fixed-income securities are also subject to credit risk, which is the risk that the credit strength of an issuer of a fixed-income security will weaken and/or that the issuer will be unable to make timely principal and interest payments and that the security may go into default. In addition, there is prepayment risk, which is the risk that during periods of falling interest rates, certain fixed-income securities with higher interest rates, such as mortgage- and asset-backed securities, may be prepaid by their issuers thereby reducing the amount of interest payments. This may result in the Portfolio having to reinvest its proceeds in lower yielding securities. Fixed-income securities may also be subject to valuation risk and liquidity risk. Valuation risk is the risk that one or more of the fixed-income securities in which the Portfolio invests are priced differently than the value realized upon such security's sale. In times of market instability, valuation may be more difficult. Liquidity risk is the risk that fixed-income securities may be difficult or impossible to sell at the time that the portfolio managers would like or at the price the portfolio managers believe the security is currently worth. To the extent the Portfolio invests in fixed-income securities in a particular industry or economic sector, its share values may fluctuate in response to events affecting that industry or sector. Securities underlying mortgage- and asset-backed securities, which may include subprime mortgages, also may be subject to a higher degree of credit risk, valuation risk, and liquidity risk. To the extent that the Portfolio invests in derivatives tied to fixed-income securities, the Portfolio may be more substantially exposed to these risks than a portfolio that does not invest in such derivatives.

The market for certain fixed-income securities may become illiquid under adverse market or economic conditions independent of any specific adverse changes in the conditions of a particular issuer. For example, dealer capacity in certain fixed-income markets appears to have undergone fundamental changes since the financial crisis of 2008, which may result in low dealer inventories and a reduction in dealer market-making capacity. The Portfolio may also be subject to heightened interest rate and liquidity risk because the Federal Reserve has ended its monetary stimulus program known as quantitative easing and interest rates are near historically low levels. The Federal Reserve raised the federal funds rate several times in recent periods and has signaled additional increases in the near future. To the extent the Federal Reserve continues to raise rates, there is a risk that the fixed-income markets will experience increased volatility and that the liquidity of certain Portfolio investments may be reduced. These developments could cause the Portfolio's net asset value to fluctuate or make it more difficult for the Portfolio to accurately value its securities. These developments or others also could cause the Portfolio to face increased shareholder redemptions, which may lead to increased portfolio turnover and transaction costs, or could force the Portfolio to liquidate investments at disadvantageous times or prices, therefore adversely affecting the Portfolio as well as the value of your investment. The amount of assets deemed illiquid remaining within the Portfolio may also increase, making it more difficult to meet shareholder redemptions and further adversely affecting the value of the Portfolio.

Foreign Exposure Risk. Within the parameters of its specific investment policies, the Portfolio may invest in foreign debt and equity securities either indirectly (e.g., depositary receipts, depositary shares, and passive foreign investment companies) or directly in foreign markets, including emerging markets. With respect to investments in securities of issuers or companies that are economically tied to different countries throughout the world, securities may be deemed to be economically tied to a particular country based on such factors as the issuer's country of incorporation, primary listing, and other factors including, but not limited to operations, revenues, headquarters, management, and shareholder base. Investments in foreign securities, including securities of foreign and emerging market governments, may involve greater risks than investing in domestic

securities because the Portfolio's performance may depend on factors other than the performance of a particular company. These factors include:

- **Currency Risk.** As long as the Portfolio holds a foreign security, its value will be affected by the value of the local currency relative to the U.S. dollar. When the Portfolio sells a foreign currency denominated security, its value may be worth less in U.S. dollars even if the security increases in value in its home country. U.S. dollar-denominated securities of foreign issuers may also be affected by currency risk, as the value of these securities may also be affected by changes in the issuer's local currency.
- **Political and Economic Risk.** Foreign investments may be subject to heightened political and economic risks, particularly in emerging markets which may have relatively unstable governments, immature economic structures, national policies restricting investments by foreigners, social instability, and different and/or developing legal systems. In some countries, there is the risk that the government may take over the assets or operations of a company or that the government may impose withholding and other taxes or limits on the removal of the Portfolio's assets from that country. In addition, the economies of emerging markets may be predominantly based on only a few industries, may be highly vulnerable to changes in local or global trade conditions, and may suffer from extreme and volatile debt burdens or inflation rates.
- **Regulatory Risk.** There may be less government supervision of foreign markets. As a result, foreign issuers may not be subject to the uniform accounting, auditing, and financial reporting standards and practices applicable to domestic issuers, and there may be less publicly available information about foreign issuers.
- **Foreign Market Risk.** Foreign securities markets, particularly those of emerging market countries, may be less liquid and more volatile than domestic markets. These securities markets may trade a small number of securities, may have a limited number of issuers and a high proportion of shares, or may be held by a relatively small number of persons or institutions. Local securities markets may be unable to respond effectively to increases in trading volume, potentially making prompt liquidation of substantial holdings difficult or impossible at times. It is also possible that certain markets may require payment for securities before delivery, and delays may be encountered in settling securities transactions. In some foreign markets, there may not be protection against failure by other parties to complete transactions. It may not be possible for the Portfolio to repatriate capital, dividends, interest, and other income from a particular country or governmental entity. In addition, securities of issuers located in or economically tied to countries with emerging markets may have limited marketability and may be subject to more abrupt or erratic price movements which could also have a negative effect on the Portfolio. Such factors may hinder the Portfolio's ability to buy and sell emerging market securities in a timely manner, affecting the Portfolio's investment strategies and potentially affecting the value of the Portfolio.
- **Geographic Concentration Risk.** To the extent that the Portfolio invests a substantial amount of its assets in issuers located in a single country or region, the economic, political, social, regulatory, or other developments or conditions within such country or region will generally have a greater effect on the Portfolio than they would on a more geographically diversified fund, which may result in greater losses and volatility. Adverse developments in certain regions could also adversely affect securities of other countries whose economies appear to be unrelated and could have a negative impact on the Portfolio's performance.
- **Transaction Costs.** Costs of buying, selling, and holding foreign securities, including brokerage, tax, and custody costs, may be higher than those involved in domestic transactions.

High-Yield/High-Risk Bond Risk. High-yield/high-risk bonds (also known as "junk" bonds) are bonds rated below investment grade by the primary rating agencies such as Standard & Poor's, Fitch, and Moody's or are unrated bonds of similar quality. The value of lower quality bonds generally is more dependent on credit risk than investment grade bonds. Issuers of high-yield/high-risk bonds may not be as strong financially as those issuing bonds with higher credit ratings and are more vulnerable to real or perceived economic changes, political changes, or adverse developments specific to the issuer. In addition, the junk bond market can experience sudden and sharp price swings.

The secondary market on which high-yield securities are traded is less liquid than the market for investment grade securities. The lack of a liquid secondary market may have an adverse impact on the market price of the security. Additionally, it may be more difficult to value the securities because valuation may require more research, and elements of judgment may play a larger role in the valuation because there is less reliable, objective data available.

Please refer to the "Explanation of Rating Categories" section of the SAI for a description of bond rating categories.

Industry Risk. Industry risk is the possibility that a group of related securities will decline in price due to industry-specific developments. Companies in the same or similar industries may share common characteristics and are more likely to react similarly to industry-specific market or economic developments. The Portfolio's investments, if any, in multiple companies in a particular industry or economic sector may increase the Portfolio's exposure to industry risk.

Inflation-Related Investments Risk. Inflation-linked swaps, inflation-linked bonds (including Treasury Inflation-Protected Securities, also known as TIPS), and other inflation-linked securities are subject to inflation risk. A swap held long by the Portfolio can potentially lose value if the rate of inflation over the life of the swap is less than the fixed rate that the Portfolio agrees to pay at the initiation of the swap. Except for the Portfolio's investments in TIPS, which are guaranteed as to principal by the U.S. Treasury, the inflation-adjusted principal value of inflation-linked bonds repaid at maturity may be less than the original principal. Because of their inflation-linked adjustment feature, inflation-linked bonds typically have lower yields than conventional fixed-rate securities. In the event of deflation, where prices decline over time, the principal and income of inflation-linked bonds will likely decline, resulting in losses to the Portfolio.

Initial Public Offering Risk. The Portfolio's purchase of shares issued in an initial public offering ("IPO") exposes it to the risks associated with companies that have little operating history as public companies, as well as to the risks inherent in those sectors of the market where these new issuers operate. Attractive IPOs are often oversubscribed and may not be available to the Portfolio, or may be available only in very limited quantities. The market for IPO issuers has been volatile, and share prices of newly public companies have fluctuated up and down significantly over short periods of time. Although IPO investments may have had a positive impact on certain portfolios' performance in the past, there can be no assurance that the Portfolio will identify favorable IPO investment opportunities in the future. In addition, under certain market conditions, a relatively small number of companies may issue securities in IPOs. Similarly, as the number of portfolios to which IPO securities are allocated increases, the number of securities issued to any one portfolio may decrease. In addition, as the Portfolio increases in size, the impact of IPOs on the Portfolio's performance will generally decrease.

Interest Rate Risk. Generally, a fixed-income security will increase in value when prevailing interest rates fall and decrease in value when prevailing interest rates rise. Longer-term securities are generally more sensitive to interest rate changes than shorter-term securities, but they generally offer higher yields to compensate investors for the associated risks. High-yield bond prices and floating rate debt security prices are generally less directly responsive to interest rate changes than investment grade issues or comparable fixed rate securities, and may not always follow this pattern. The Portfolio may use futures, swaps, options, and other derivatives to manage interest rate risk. The income component of the Portfolio's holdings includes fixed-income securities.

Leverage Risk. Engaging in transactions using leverage or those having a leveraging effect subjects the Portfolio to certain risks. Leverage can magnify the effect of any gains or losses, causing the Portfolio to be more volatile than if it had not been leveraged. Certain commodity-linked derivatives may subject the Portfolio to leveraged market exposure to commodities. In addition, the Portfolio's assets that are used as collateral to secure short sale transactions may decrease in value while the short positions are outstanding, which may force the Portfolio to use its other assets to increase collateral. There is no assurance that a leveraging strategy will be successful.

Liquidity Risk. The Portfolio may invest in securities or instruments that do not trade actively or in large volumes, and may make investments that are less liquid than other investments. Also, the Portfolio may make investments that may become less liquid in response to market developments or adverse investor perceptions. Investments that are illiquid or that trade in lower volumes may be more difficult to value. When there is no willing buyer and investments cannot be readily sold at the desired time or price, the Portfolio may have to accept a lower price or may not be able to sell the security or instrument at all. Investments in foreign securities, particularly those of issuers located in emerging market countries, tend to have greater exposure to liquidity risk than domestic securities. In unusual market conditions, even normally liquid securities may be affected by a degree of liquidity risk (i.e., if the number and capacity of traditional market participants is reduced). An inability to sell one or more portfolio positions can adversely affect the Portfolio's value or prevent the Portfolio from being able to take advantage of other investment opportunities. Liquidity risk may be increased to the extent that the Portfolio invests in Rule 144A and restricted securities that are deemed to be illiquid investments.

Liquidity risk may also refer to the risk that the Portfolio will not be able to pay redemption proceeds within the allowable time period because of unusual market conditions, an unusually high volume of redemption requests, or other reasons. While the Portfolio may pay redemptions in-kind, the Portfolio may instead choose to raise cash to meet redemption requests through the sale of portfolio securities or permissible borrowings. If the Portfolio is forced to sell securities at an unfavorable

time and/or under unfavorable conditions, such sales may adversely affect the Portfolio's net asset value and may increase brokerage costs.

Loan Risk. The Portfolio may invest in various commercial loans. The risks of such investments vary, depending on the type of loans underlying the investments, as described below.

- **Bank Loan Risk.** The bank loans in which the Portfolio invests may be denominated in U.S. or non-U.S. currencies, including the euro. Bank loans are obligations of companies or other entities entered into in connection with recapitalizations, acquisitions, and refinancings. The Portfolio's investments in bank loans are generally acquired as a participation interest in, or assignment of, loans originated by a lender or other financial institution. These investments may include institutionally-traded floating and fixed-rate debt securities. The bank loans underlying these securities often involve borrowers with low credit ratings whose financial conditions are troubled or uncertain, including companies that are highly leveraged or in bankruptcy proceedings. Participation interests and assignments involve credit, interest rate, and liquidity risk. Some participation interests and assignments may not be considered "securities," and purchasers, such as the Portfolio, therefore may not be entitled to rely on the anti-fraud protections of the federal securities laws. Additionally, because Janus Capital, in the course of investing the Portfolio's assets in loans, may have access to material non-public information regarding the borrower, the ability of the Portfolio to purchase or sell publicly-traded securities of such borrowers may be restricted. In addition, to the extent the Portfolio invests in non-U.S. bank loan investments, those investments also are subject to the risks of foreign investment, including Eurozone risk.

If the Portfolio purchases a participation interest, it may only be able to enforce its rights through the lender and may assume the credit risk of both the borrower and the lender. There are also risks involved in purchasing assignments. If a loan is foreclosed, the Portfolio may become part owner of any collateral securing the loan and may bear the costs and liabilities associated with owning and disposing of any collateral. The Portfolio could be held liable as a co-lender. In addition, there is no assurance that the liquidation of any collateral from a secured loan would satisfy a borrower's obligations or that any collateral could be liquidated. There may be a number of intermediate participants in bank loan transactions and loan agreements that have specific rights, obligations, terms, and conditions. As such, any number of factors in an investment in bank loans could cause the Portfolio to lose income or principal on a particular investment, which in turn could affect the Portfolio's returns, and you could lose money.

Interest rates on floating rate bank loans adjust with interest rate changes and/or issuer credit quality, and unexpected changes in such rates could result in losses to the Portfolio. Additionally, borrowers may pay back principal in whole or part, prior to scheduled due dates. Such prepayment may result in the Portfolio realizing less income on a particular investment and replacing the floating rate bank loan with a less attractive security, which may provide less return to the Portfolio.

Bank loans are generally less liquid than many other fixed-income securities and may be subject to restrictions on resale. Transactions in bank loans may take more than seven days to settle. As a result, the proceeds related to the sale of bank loans may not be available to make additional investments or to meet the Portfolio's redemption obligations until a substantial period after the sale of the loans. To the extent that extended settlement creates short-term liquidity needs, the Portfolio may satisfy these needs by holding additional cash or selling other investments (potentially at an inopportune time, which could result in losses to the Portfolio).

The Portfolio may not be able to identify and invest in attractive floating rate bank loans, such as senior loans, as the market for such investments may be limited in certain economic conditions or because of a high number of potential purchasers of assignments and participations. The Portfolio may also invest in other floating rate debt securities or other investments. For example, the Portfolio may invest in junior or subordinated loans or unsecured loans. Such loans may not provide desired returns or may increase the potential for loss of income or principal. Bank loan investments may be generally considered speculative and risks arising from the Portfolio's investments in bank loans may be similar to those of investments in "junk" bonds or below investment grade investments. The Portfolio's investments in bank loans may be more sensitive to economic changes, political changes, or adverse developments specific to the borrower than higher quality investments.

- **Bridge Loan Risk.** Investments in bridge loans subject the Portfolio to certain risks in addition to those described above. In addition, any delay in obtaining permanent financing subjects the bridge loan investor to increased risk. A borrower's use of bridge loans also involves the risk that the borrower may be unable to locate permanent financing to replace the bridge loan, which may impair the borrower's perceived creditworthiness.

- **DIP Loan Risk.** Investments in DIP loans are subject to the risk that the entity will not emerge from bankruptcy and will be forced to liquidate its assets. In the event of liquidation, the Portfolio's only recourse will be against the property securing the DIP loan.
- **Mezzanine Loan Risk.** Mezzanine loans generally are rated below investment grade, and frequently are unrated. Because mezzanine loans typically are the most subordinated debt obligation in an issuer's capital structure, they are subject to the additional risk that the cash flow of the related borrower and any property securing the loan may be insufficient to repay the loan after the related borrower pays off any senior obligations. Mezzanine loans, which are usually issued in private placement transactions, may be considered illiquid. In addition, they are often used by smaller companies that may be highly leveraged, and in turn may be subject to a higher risk of default. Investment in mezzanine loans is a specialized practice that depends more heavily on independent credit analysis than investments in other fixed-income securities.

Management Risk. The Portfolio is an actively managed investment portfolio and is therefore subject to the risk that the investment strategies employed for the Portfolio may fail to produce the intended results. The Portfolio may underperform its benchmark index or other mutual funds with similar investment objectives.

When substantially all of the Portfolio's investments are in common stocks, the main risk is the risk that the value of the stocks it holds might decrease in response to the activities of an individual company or in response to general market and/or economic conditions. If this occurs, the Portfolio's share price may also decrease.

The Portfolio may use short sales, futures, options, swap agreements (including, but not limited to, equity, interest rate, credit default, and total return), and other derivative instruments individually or in combination to "hedge" or protect its portfolio from adverse movements in securities prices and interest rates. The Portfolio may also use a variety of currency hedging techniques, including the use of forward currency contracts, to manage currency risk. There is no guarantee that a portfolio manager's use of derivative investments will benefit the Portfolio. The Portfolio's performance could be worse than if the Portfolio had not used such instruments. Use of such investments may instead increase risk to the Portfolio, rather than reduce risk.

The Portfolio's performance may also be significantly affected, positively or negatively, by a portfolio manager's use of certain types of investments, such as foreign (non-U.S.) securities, non-investment grade bonds (also known as "junk" bonds), initial public offerings, or securities of companies with relatively small market capitalizations. Note that a portfolio manager's use of such investments may have a magnified performance impact on a portfolio with a small asset base and the portfolio may not experience similar performance as its assets grow.

Market Risk. The value of the Portfolio's holdings may decrease if the value of an individual company or security, or multiple companies or securities, in the Portfolio decreases or if the portfolio managers' belief about a company's intrinsic worth is incorrect. Further, regardless of how well individual companies or securities perform, the value of the Portfolio's holdings could also decrease if there are deteriorating economic or market conditions, including, but not limited to, a general decline in prices on the stock markets, a general decline in real estate markets, a decline in commodities prices, or if the market favors different types of securities than the types of securities in which the Portfolio invests. As discussed in more detail under "Fixed-Income Securities Risk," the conclusion of the Federal Reserve Board's quantitative easing program and subsequent increases of the target range for the federal funds rate could cause the value of the Portfolio to decrease and result in heightened levels of market volatility as well as interest rate risk and liquidity risk. If the value of the Portfolio's holdings decreases, the Portfolio's net asset value will also decrease, which means if you sell your shares in the Portfolio you may lose money. Market risk may affect a single issuer, industry, economic sector, or the market as a whole.

Mortgage- and Asset-Backed Securities Risk. Rising interest rates tend to extend the duration of, or reduce the rate of prepayments on, both commercial mortgage-backed securities ("CMBS") and residential mortgage-backed securities ("RMBS"), making them more sensitive to changes in interest rates ("extension risk"). As a result, in a period of rising interest rates, the price of mortgage-backed securities may fall, causing the Portfolio to exhibit additional volatility. Mortgage-backed securities are also subject to prepayment risk. When interest rates decline, borrowers may pay off their mortgages sooner than expected. This can reduce the Portfolio's returns because the Portfolio will have to reinvest that money at lower prevailing interest rates. Investments in mortgage-backed securities, including those comprised of subprime mortgages, may be subject to a higher degree of credit risk, valuation risk, and liquidity risk than various other types of fixed-income securities. Additionally, although mortgage-backed securities are generally supported by some form of government or private guarantee and/or insurance, there is no assurance that guarantors or insurers will meet their obligations.

CMBS are subject to certain other risks. The market for CMBS developed more recently than that for RMBS and is relatively small in terms of outstanding principal amount of issues compared to the RMBS market. CMBS are also subject to risks associated with a lack of standardized terms, shorter maturities than residential mortgage loans, and payment of all or substantially all of the principal at maturity, rather than regular amortization of principal. Moreover, the type and use of a particular commercial property may add to the risk of CMBS investments. Adverse changes in economic conditions and circumstances are more likely to have an adverse impact on mortgage-backed securities secured by loans on commercial properties than on those secured by residential properties.

Similarly, the value of the Portfolio's investments in asset-backed securities may be adversely affected by changes in interest rates, factors concerning the interests in and structure of the issuer or originator of the receivables, the creditworthiness of the entities that provide any supporting letters of credit, surety bonds, or other credit or liquidity enhancements, and/or the market's assessment of the quality of the underlying assets. Generally, the originating bank or credit provider is neither the obligor nor the guarantor of the security, and interest and principal payments ultimately depend upon payment of the underlying loans by individuals. The Portfolio could incur a loss if the underlying loans are not paid. In addition, most asset-backed securities are subject to prepayment risk in a declining interest rate environment. The impact of prepayments on the value of asset-backed securities may be difficult to predict and may result in greater volatility. Rising interest rates tend to extend the duration of asset-backed securities, making them more volatile and sensitive to changing interest rates.

Real Estate Securities Risk. To the extent it holds equity and/or debt securities of real estate-related companies, the Portfolio may be affected by the risks associated with real estate investments. The value of securities of companies in real estate and real estate-related industries, including securities of REITs, is sensitive to decreases in real estate values and rental income, property taxes, interest rates, tax and regulatory requirements, overbuilding/supply and demand, increased competition, local and general economic conditions, increases in operating costs, environmental liabilities, management skill in running a REIT, and the creditworthiness of the REIT. In addition, mortgage REITs and mortgage-backed securities are subject to prepayment risk. Mortgage-backed securities comprised of subprime mortgages and investments in other real estate-backed securities comprised of under-performing real estate assets also may be subject to a higher degree of credit risk, valuation risk, and liquidity risk. If the Portfolio has REIT investments, the Portfolio's shareholders will indirectly bear their proportionate share of the REIT's expenses, in addition to their proportionate share of the Portfolio's expenses.

REIT Risk. To the extent that the Portfolio holds REITs, it may be subject to the additional risks associated with REIT investments. The ability to trade REITs in the secondary market can be more limited compared to other equity investments, and certain REITs have relatively small market capitalizations, which can increase the volatility of the market price for their securities. REITs are also subject to heavy cash flow dependency to allow them to make distributions to their shareholders. The prices of equity REITs are affected by changes in the value of the underlying property owned by the REITs and changes in capital markets and interest rates. The prices of mortgage REITs are affected by the quality of any credit they extend, the creditworthiness of the mortgages they hold, as well as by the value of the property that secures the mortgages. Equity REITs and mortgage REITs generally are not diversified and are subject to heavy cash flow dependency, defaults by borrowers, and self-liquidation. There is also the risk that borrowers under mortgages held by a REIT or lessees of a property that a REIT owns may be unable to meet their obligations to the REIT. In the event of a default by a borrower or lessee, the REIT may incur substantial costs associated with protecting its investments. Certain "special purpose" REITs in which the Portfolio may invest focus their assets in specific real property sectors, such as hotels, shopping malls, nursing homes, or warehouses, and are therefore subject to the specific risks associated with adverse developments in these sectors.

Rule 144A Securities Risk. The Portfolio may invest in Rule 144A securities that are not registered for sale to the general public under the Securities Act of 1933, as amended, but which may be resold to certain institutional investors. Such securities may be determined to be liquid in accordance with the Portfolio's applicable policies and procedures and Rule 22e-4. However, an insufficient number of qualified institutional buyers interested in purchasing Rule 144A securities at a particular time could affect negatively the Portfolio's ability to dispose of such securities promptly or at expected prices. As such, even if determined to be liquid, the Portfolio's investment in Rule 144A securities may subject the Portfolio to enhanced liquidity risk and potentially increase the Portfolio's exposure to illiquid investments if eligible buyers become uninterested in buying Rule 144A securities at a particular time.

Small- and Mid-Sized Companies Risk. The Portfolio's investments in securities issued by small- and mid-sized companies, which can include smaller, start-up companies offering emerging products or services, may involve greater risks than are customarily associated with larger, more established companies. For example, while small- and mid-sized companies may realize more substantial growth than larger or more established issuers, they may also suffer more significant losses as a result

of their narrow product lines, limited operating history, greater exposure to competitive threats, limited financial resources, limited trading markets, and the potential lack of management depth. Securities issued by small- and mid-sized companies tend to be more volatile and somewhat more speculative than securities issued by larger or more established companies and may underperform as compared to the securities of larger or more established companies. These holdings are also subject to wider price fluctuations and tend to be less liquid than stocks of larger or more established companies, which could have a significant adverse effect on the Portfolio's returns, especially as market conditions change.

Sovereign Debt Risk. The Portfolio may invest in U.S. and non-U.S. government debt securities ("sovereign debt"). Some investments in sovereign debt, such as U.S. sovereign debt, are considered low risk. However, investments in sovereign debt, especially the debt of less developed countries, can involve a high degree of risk, including the risk that the governmental entity that controls the repayment of sovereign debt may not be willing or able to repay the principal and/or to pay the interest on its sovereign debt in a timely manner. A sovereign debtor's willingness or ability to satisfy its debt obligation may be affected by various factors, including its cash flow situation, the extent of its foreign currency reserves, the availability of foreign exchange when a payment is due, the relative size of its debt position in relation to its economy as a whole, the sovereign debtor's policy toward international lenders, and local political constraints to which the governmental entity may be subject. Sovereign debtors may also be dependent on expected disbursements from foreign governments, multilateral agencies, and other entities. The failure of a sovereign debtor to implement economic reforms, achieve specified levels of economic performance, or repay principal or interest when due may result in the cancellation of third party commitments to lend funds to the sovereign debtor, which may further impair such debtor's ability or willingness to timely service its debts. The Portfolio may be requested to participate in the rescheduling of such sovereign debt and to extend further loans to governmental entities, which may adversely affect the Portfolio's holdings. In the event of default, there may be limited or no legal remedies for collecting sovereign debt and there may be no bankruptcy proceedings through which the Portfolio may collect all or part of the sovereign debt that a governmental entity has not repaid. In addition, to the extent the Portfolio invests in non-U.S. sovereign debt, it may be subject to currency risk.

TBA Commitments Risk. The Portfolio may enter into "to be announced" or "TBA" commitments. Although the particular TBA securities must meet industry-accepted "good delivery" standards, there can be no assurance that a security purchased on a forward commitment basis will ultimately be issued or delivered by the counterparty. During the settlement period, the Portfolio will still bear the risk of any decline in the value of the security to be delivered. Because TBA commitments do not require the purchase and sale of identical securities, the characteristics of the security delivered to the Portfolio may be less favorable than the security delivered to the dealer. If the counterparty to a transaction fails to deliver the securities, the Portfolio could suffer a loss. When the Portfolio sells a TBA security prior to settlement, it does not participate in future gains or losses with respect to the security. The Portfolio is generally not required to pay for the TBA security until the settlement date and, as a result, if the Portfolio remains substantially fully invested at a time when TBA commitment purchases are outstanding, the purchases may result in a form of leverage.

MANAGEMENT OF THE PORTFOLIO

INVESTMENT ADVISER

Janus Capital Management LLC, 151 Detroit Street, Denver, Colorado 80206-4805, is the investment adviser to the Portfolio. Janus Capital is responsible for the day-to-day management of the Portfolio's investment portfolio and furnishes continuous advice and recommendations concerning the Portfolio's investments. Janus Capital also provides certain administration and other services and is responsible for other business affairs of the Portfolio.

Janus Capital (together with its predecessors and affiliates) has served as investment adviser to Janus Henderson mutual funds since 1970 and currently serves as investment adviser to all of the Janus Henderson funds, acts as subadviser for a number of private-label mutual funds, and provides separate account advisory services for institutional accounts and other unregistered products.

The Trust and Janus Capital have received an exemptive order from the Securities and Exchange Commission ("SEC") that permits Janus Capital, subject to the approval of the Trustees, to appoint or replace certain subadvisers to manage all or a portion of the Portfolio's assets and enter into, amend, or terminate a subadvisory agreement with certain subadvisers without obtaining shareholder approval (a "manager-of-managers structure"). The manager-of-managers structure applies to subadvisers that are not affiliated with the Trust or Janus Capital ("non-affiliated subadvisers"), as well as any subadviser that is an indirect or direct "wholly-owned subsidiary" (as such term is defined by the Investment Company Act of 1940, as amended) of Janus Capital or of another company that, indirectly or directly, wholly owns Janus Capital (collectively, "wholly-owned subadvisers").

Pursuant to the order, Janus Capital, with the approval of the Trustees, has the discretion to terminate any subadviser and allocate and, as appropriate, reallocate the Portfolio's assets among Janus Capital and any other non-affiliated subadvisers or wholly-owned subadvisers (including terminating a non-affiliated subadviser and replacing it with a wholly-owned subadviser). To the extent that the Portfolio's assets are allocated to one or more subadvisers, Janus Capital, subject to oversight by the Trustees, would have the responsibility to oversee such subadviser(s) to the Portfolio and to recommend for approval by the Trustees, the hiring, termination, and replacement of a subadviser for the Portfolio. In the event that Janus Capital hires a subadviser pursuant to the manager-of-managers structure, the Portfolio would provide shareholders with information about the subadviser and subadvisory agreement within 90 days.

Janus Capital furnishes certain administration, compliance, and accounting services to the Portfolio, including providing office space for the Portfolio and providing personnel to serve as officers to the Portfolio. The Portfolio reimburses Janus Capital for certain of its costs in providing these services (to the extent Janus Capital seeks reimbursement and such costs are not otherwise waived). These costs include some or all of the salaries, fees, and expenses of Janus Capital employees and Portfolio officers, including the Portfolio's Chief Compliance Officer and compliance staff, that provide specified administration and compliance services to the Portfolio. The Portfolio pays these costs based on out-of-pocket expenses incurred by Janus Capital, and these costs are separate and apart from advisory fees and other expenses paid in connection with the investment advisory services Janus Capital provides to the Portfolio.

MANAGEMENT EXPENSES

The Portfolio pays Janus Capital an investment advisory fee and incurs expenses, including administrative services fees payable pursuant to the Transfer Agency Agreement, any other transfer agent and custodian fees and expenses, legal and auditing fees, printing and mailing costs of sending reports and other information to existing shareholders, and Independent Trustees' fees and expenses. The Portfolio's investment advisory fee is calculated daily and paid monthly. The Portfolio's advisory agreement details the investment advisory fee and other expenses that the Portfolio must pay.

The following table reflects the Portfolio's contractual investment advisory fee rate (expressed as an annual rate), as well as the actual investment advisory fee rate paid by the Portfolio to Janus Capital. The rate shown is a fixed rate based on the Portfolio's average daily net assets.

Portfolio Name	Average Daily Net Assets of the Portfolio	Contractual Investment Advisory Fee (%) (annual rate)	Actual Investment Advisory Fee Rate (%) (for the fiscal year ended December 31, 2018)
Balanced Portfolio	All Asset Levels	0.55	0.55

A discussion regarding the basis for the Trustees' approval of the Portfolio's investment advisory agreement is included in the Portfolio's annual report (for the period ending December 31) or semiannual report (for the period ending June 30) to shareholders. You can request the Portfolio's annual or semiannual reports (as they become available), free of charge, by contacting your plan sponsor, broker-dealer, or financial intermediary, or by contacting a Janus Henderson representative at 1-877-335-2687. The reports are also available, free of charge, at janushenderson.com/VIT.

INVESTMENT PERSONNEL

Balanced Portfolio

Co-Portfolio Managers Jeremiah Buckley, Marc Pinto, Mayur Saigal, and Darrell Watters are responsible for the day-to-day management of the Portfolio. Messrs. Buckley and Pinto focus on the equity portion of the Portfolio. Messrs. Saigal and Watters focus on the fixed-income portion of the Portfolio.

Jeremiah Buckley, CFA, is Executive Vice President and Co-Portfolio Manager of Balanced Portfolio, which he has co-managed since December 2015. Mr. Buckley is also Portfolio Manager of other Janus Henderson accounts. He joined Janus Capital in 1998. Mr. Buckley holds a Bachelor of Arts degree in Economics from Dartmouth College, where he graduated Phi Beta Kappa. Mr. Buckley holds the Chartered Financial Analyst designation.

Marc Pinto, CFA, is Executive Vice President and lead Co-Portfolio Manager of Balanced Portfolio, which he has co-managed since May 2005. Mr. Pinto is also Portfolio Manager of other Janus Henderson accounts. He joined Janus Capital in 1994 as an analyst. Mr. Pinto holds a Bachelor's degree in History from Yale University and a Master of Business Administration degree from Harvard University. Mr. Pinto holds the Chartered Financial Analyst designation.

Mayur Saigal is Executive Vice President and Co-Portfolio Manager of Balanced Portfolio, which he has co-managed since December 2015. Mr. Saigal is also Portfolio Manager of other Janus Henderson accounts. He joined Janus Capital in July 2005 as a fixed-income analyst. Mr. Saigal received his Bachelor's degree in Engineering from Mumbai University and his Master of International Management from the Thunderbird School of Global Management.

Darrell Watters is Head of U.S. Fundamental Fixed Income of Janus Henderson Investors. He is Executive Vice President and Co-Portfolio Manager of Balanced Portfolio, which he has co-managed since December 2015. Mr. Watters is also Portfolio Manager of other Janus Henderson accounts. He joined Janus Capital in 1993 as a municipal bond trader. Mr. Watters holds a Bachelor's degree in Economics from Colorado State University.

Information about the portfolio managers' compensation structure and other accounts managed, as well as the range of their individual ownership of securities, and the aggregate range of their individual ownership in all mutual funds advised by Janus Capital, is included in the SAI.

Conflicts of Interest

Janus Capital manages other funds and numerous other accounts, which may include separate accounts and other pooled investment vehicles, such as hedge funds. Side-by-side management of multiple accounts, including the management of a cash collateral pool for securities lending and investing the Janus Henderson funds' cash, may give rise to conflicts of interest among those accounts, and may create potential risks, such as the risk that investment activity in one account may adversely affect another account. For example, short sale activity in an account could adversely affect the market value of long positions in one or more other accounts (and vice versa). Side-by-side management may raise additional potential conflicts of interest relating to the allocation of investment opportunities and the aggregation and allocation of trades. Additionally, Janus Capital is the adviser to the Janus Capital "funds of funds," which are funds that invest primarily in other mutual funds managed by Janus Capital. Because Janus Capital is the adviser to the Janus Capital "funds of funds" and the Janus Henderson funds, it is subject to certain potential conflicts of interest when allocating the assets of a Janus Capital "fund of funds" among such Janus Henderson funds. To the extent that the Portfolio is an underlying fund in a Janus Capital "fund of funds," a potential conflict of interest arises when allocating the assets of the Janus Capital "fund of funds" to the Portfolio. Purchases and redemptions of fund shares by a Janus Capital "fund of funds" due to reallocations or rebalancings may result in a fund having to sell securities or invest cash when it otherwise would not do so. Such transactions could accelerate the realization of taxable income if sales of securities resulted in gains. In addition, redemptions by a Janus Capital "fund of funds" could cause actual expenses to increase, or could result in the Portfolio's current expenses being allocated over a smaller asset base, which may lead to an increase in the Portfolio's expense ratio. The impact of these transactions is likely to be greater when a

Janus Capital “fund of funds” purchases, redeems, or owns a substantial portion of the Portfolio’s shares. A further discussion of potential conflicts of interest and a discussion of certain procedures intended to mitigate such potential conflicts are contained in the Portfolio’s SAI.

OTHER INFORMATION

CLASSES OF SHARES

Only Institutional Shares are offered by this Prospectus. The Shares are available only in connection with investment in and payments under variable insurance contracts, as well as certain qualified retirement plans. Service Shares are offered only in connection with investment in and payments under variable insurance contracts, as well as certain qualified retirement plans, that require a fee from Portfolio assets to procure distribution and/or administrative services to contract owners and plan participants. Because the expenses of each class may differ, the performance of each class is expected to differ. If you would like additional information about the Service Shares, please call 1-800-525-0020. In addition, for an analysis of fees associated with an investment in either share class or other similar funds, please visit www.finra.org/fundalyzer.

CLOSED PORTFOLIO POLICIES

The Portfolio may limit sales of its Shares to new investors. If sales of the Portfolio are limited, it is expected that existing shareholders invested in the Portfolio would be permitted to continue to purchase Shares through their existing Portfolio accounts and to reinvest any dividends or capital gains distributions in such accounts, absent highly unusual circumstances. Requests for new accounts into a closed portfolio would be reviewed by management, taking into consideration eligibility requirements and whether the addition to the portfolio is believed to negatively impact existing portfolio shareholders. The closed portfolio may decline opening new accounts, including eligible new accounts, if it would be in the best interests of the portfolio and its shareholders. If applicable, additional information regarding general policies and exceptions can be found in a closed portfolio's prospectuses and in the "Shares of the Trust" section of the SAI.

LIQUIDATION/REORGANIZATION OF A PORTFOLIO

It is important to know that, pursuant to the Trust's Amended and Restated Trust Instrument, the Trustees have the authority to merge, liquidate, and/or reorganize a portfolio into another portfolio without seeking shareholder vote or consent.

DISTRIBUTION OF THE PORTFOLIO

The Portfolio is distributed by Janus Distributors LLC dba Janus Henderson Distributors ("Janus Henderson Distributors"), which is a member of the Financial Industry Regulatory Authority, Inc. ("FINRA"). To obtain information about FINRA member firms and their associated persons, you may contact FINRA at www.finra.org, or 1-800-289-9999.

DISTRIBUTIONS

To avoid taxation of the Portfolio, the Internal Revenue Code of 1986, as amended (the “Internal Revenue Code”) requires the Portfolio to distribute all or substantially all of its net investment income and any net capital gains realized on its investments at least annually. The Portfolio’s income from certain dividends, interest, and any net realized short-term capital gains are paid to shareholders as ordinary income dividends. Net realized long-term capital gains, if any, are paid to shareholders as capital gains distributions, regardless of how long Shares of the Portfolio have been held. Distributions are made at the class level, so they may vary from class to class within a single portfolio.

Distribution Schedule

Dividends for the Portfolio are normally declared and distributed in June and December. Capital gains are normally declared and distributed in June. However, in certain situations it may be necessary for the Portfolio to declare and distribute capital gains in December. If necessary, dividends and net capital gains may be distributed at other times as well. Unless otherwise instructed, distributions of net investment income and net capital gains, if any, are automatically reinvested in additional Shares of the Portfolio.

How Distributions Affect the Portfolio’s NAV

Distributions are paid to shareholders as of the record date of a distribution of the Portfolio, regardless of how long the shares have been held. Undistributed dividends and net capital gains are included in the Portfolio’s daily net asset value (“NAV”). The share price of the Portfolio drops by the amount of the distribution, net of any subsequent market fluctuations. For example, assume that on December 31, the Portfolio declared a dividend in the amount of \$0.25 per share. If the Portfolio’s share price was \$10.00 on December 30, the Portfolio’s share price on December 31 would be \$9.75, barring market fluctuations.

TAXES

Taxes on Distributions

Because Shares of the Portfolio may be purchased only through variable insurance contracts and certain qualified retirement plans, it is anticipated that any income dividends or net capital gains distributions made by the Portfolio will be exempt from current federal income taxation if left to accumulate within the variable insurance contract or qualified retirement plan. Generally, withdrawals from such contracts or plans may be subject to federal income tax at ordinary income rates and, if withdrawals are made from a retirement plan before age 59½, a 10% penalty tax may be imposed. The federal income tax status of your investment depends on the features of your qualified retirement plan or variable insurance contract. Further information may be found in your plan documents or in the prospectus of the separate account offering such contract.

Taxation of the Portfolio

Dividends, interest, and some capital gains received by the Portfolio on foreign securities may be subject to foreign tax withholding or other foreign taxes. If the Portfolio is eligible, it may from year to year make the election permitted under Section 853 of the Internal Revenue Code to pass through such taxes to shareholders as a foreign tax credit. If such an election is not made, any foreign taxes paid or accrued will represent an expense to the Portfolio.

The Portfolio does not expect to pay any federal income or excise taxes because it intends to meet certain requirements of the Internal Revenue Code. In addition, because the Shares of the Portfolio are sold in connection with variable insurance contracts, the Portfolio intends to satisfy the diversification requirements applicable to insurance company separate accounts under the Internal Revenue Code. If the Portfolio invests in partnerships, it may be subject to state tax liabilities.

SHAREHOLDER'S GUIDE

Investors may not purchase or redeem Shares of the Portfolio directly. Shares may be purchased or redeemed only through variable insurance contracts offered by the separate accounts of participating insurance companies or through certain qualified retirement plans. **Refer to the prospectus for the participating insurance company's separate account or your plan documents for instructions on purchasing or selling variable insurance contracts and on how to select the Portfolio as an investment option for a contract or a qualified retirement plan.**

With certain exceptions, the Portfolio is generally available only to shareholders residing in the United States and employees of Janus Capital or its affiliates. For purposes of this policy, the Portfolio requires that a shareholder and/or entity be a U.S. citizen residing in the United States or a U.S. Territory (including overseas U.S. military or diplomatic addresses) or a resident alien residing in the United States or a U.S. Territory with a valid U.S. Taxpayer Identification Number to open an account with the Portfolio.

PRICING OF PORTFOLIO SHARES

The per share NAV for each class is computed by dividing the total value of assets allocated to the class, less liabilities allocated to that class, by the total number of outstanding shares of the class. The Portfolio's NAV is calculated as of the close of the regular trading session of the New York Stock Exchange ("NYSE") (normally 4:00 p.m. New York time) each day that the NYSE is open ("business day"). However, the time at which the Portfolio's NAV is calculated may be changed if trading on the NYSE is restricted, the NYSE closes at a different time, or as permitted by the SEC. Foreign securities held by the Portfolio may be traded on days and at times when the NYSE is closed and the NAV is therefore not calculated. Accordingly, the value of the Portfolio's holdings may change on days that are not business days in the United States and on which you will not be able to purchase or redeem the Portfolio's Shares.

All purchases and redemptions will be duly processed at the NAV next calculated after your request is received in good order by the Portfolio or its agents. In order to receive a day's price, your order must be received in good order by the Portfolio (or insurance company or plan sponsor) or its agents by the close of the regular trading session of the NYSE.

Securities held by the Portfolio are valued in accordance with policies and procedures established by and under the oversight of the Trustees. To the extent available, equity securities are generally valued on the basis of market quotations. Most fixed-income securities are typically valued using an evaluated bid price supplied by an approved pricing service that is intended to reflect market value. The evaluated bid price is an evaluation that may consider factors such as security prices, yields, maturities, and ratings. Certain short-term instruments maturing within 60 days or less may be valued at amortized cost, which approximates market value. If a market quotation or evaluated price for a security is not readily available or is deemed unreliable, or if an event that is expected to affect the value of the security occurs after the close of the principal exchange or market on which the security is traded, and before the close of the NYSE, a fair value of the security will be determined in good faith under the policies and procedures. Such events include, but are not limited to: (i) a significant event that may affect the securities of a single issuer, such as a merger, bankruptcy, or significant issuer-specific development; (ii) an event that may affect an entire market, such as a natural disaster or significant governmental action; (iii) a non-significant event such as a market closing early or not opening, or a security trading halt; and (iv) pricing of a non-valued security and a restricted or non-public security. This type of fair value pricing may be more commonly used with foreign equity securities, but it may also be used with, among other things, thinly-traded domestic securities or fixed-income securities. Special valuation considerations may apply with respect to "odd-lot" fixed-income transactions which, due to their small size, may receive evaluated prices by pricing services which reflect a large block trade and not what actually could be obtained for the odd-lot position. For valuation purposes, quotations of foreign portfolio securities, other assets and liabilities, and forward contracts stated in foreign currency are generally translated into U.S. dollar equivalents at the prevailing market rates. The Portfolio uses systematic fair valuation models provided by an independent pricing service to value foreign equity securities in order to adjust for stale pricing, which may occur between the close of certain foreign exchanges and the close of the NYSE.

Due to the subjective nature of systematic fair value pricing, the Portfolio's value for a particular security may be different from the last quoted market price. Systematic fair value pricing may reduce arbitrage activity involving the frequent buying and selling of mutual fund shares by investors seeking to take advantage of a perceived lag between a change in the value of the Portfolio's securities and the reflection of such change in the Portfolio's NAV, as further described in the "Excessive Trading" section of this Prospectus. While funds that invest in foreign securities may be at a greater risk for arbitrage activity, such activity may also arise in funds which do not invest in foreign securities, for example, when trading in a security held by a portfolio is halted and does not resume prior to the time the portfolio calculates its NAV (referred to as "stale pricing"). Portfolios that hold thinly-traded securities, such as certain small-capitalization securities or high-yield fixed-income

securities, may be subject to attempted use of arbitrage techniques. To the extent that the Portfolio's valuation of a security is different from the security's market value, short-term arbitrage traders buying and/or selling shares of the Portfolio may dilute the NAV of the Portfolio, which negatively impacts long-term shareholders. The Portfolio's fair value pricing and excessive trading policies and procedures may not completely eliminate short-term trading in certain omnibus accounts and other accounts traded through intermediaries.

The value of the securities of other open-end funds held by the Portfolio, if any, will be calculated using the NAV of such open-end funds, and the prospectuses for such open-end funds explain the circumstances under which they use fair value pricing and the effects of using fair value pricing.

ADMINISTRATIVE FEES

Janus Services receives an administrative services fee at an annual rate of 0.05% of the average daily net assets of the Portfolio for arranging for the provision by participating insurance companies and qualified plan service providers of administrative services, including recordkeeping, subaccounting, order processing, or other shareholder services provided on behalf of contract holders or plan participants investing in the Portfolio. Other shareholder services may include the provision of order confirmations, periodic account statements, forwarding prospectuses, shareholder reports, and other materials to existing customers, and answering inquiries regarding accounts. Janus Services expects to use this entire fee to compensate insurance companies and qualified plan service providers for providing these services to their customers who invest in the Portfolio.

PAYMENTS TO FINANCIAL INTERMEDIARIES BY JANUS CAPITAL OR ITS AFFILIATES

From its own assets, Janus Capital or its affiliates pay fees to selected insurance companies, qualified plan service providers or their affiliates, or other financial intermediaries that distribute, market, or promote the Portfolio or perform related services for contract owners and plan participants. The amount of these payments is determined from time to time by Janus Capital, may be substantial, and may differ for different financial intermediaries. Janus Capital and its affiliates consider a number of factors in making payments to financial intermediaries.

Janus Capital or its affiliates may pay fees, from their own assets, to selected insurance companies, qualified plan service providers, and other financial intermediaries for providing recordkeeping, subaccounting, transaction processing, and other shareholder or administrative services (including payments for processing transactions via the National Securities Clearing Corporation ("NSCC") or other means) in connection with investments in the Janus Henderson funds. These fees are in addition to any fees that may be paid by the Janus Henderson funds for these types of services or other services.

In addition, Janus Capital or its affiliates periodically share certain marketing expenses with selected intermediaries, or pay for or sponsor informational meetings, seminars, client awareness events, support for marketing materials, sales reporting, or business building programs for such intermediaries to raise awareness of the Portfolio. Janus Capital or its affiliates make payments to participate in selected intermediary marketing support programs which may provide Janus Capital or its affiliates with one or more of the following benefits: attendance at sales conferences, participation in meetings or training sessions, access to or information about intermediary personnel, use of an intermediary's marketing and communication infrastructure, fund analysis tools, data, business planning and strategy sessions with intermediary personnel, information on industry- or platform-specific developments, trends and service providers, and other marketing-related services. Such payments may be in addition to, or in lieu of, the fees described above. These payments are intended to promote the sales of Janus Henderson funds and to reimburse financial intermediaries, directly or indirectly, for the costs that they or their salespersons incur in connection with educational seminars, meetings, and training efforts about the Janus Henderson funds to enable the intermediaries and their salespersons to make suitable recommendations, provide useful services, and maintain the necessary infrastructure to make the Janus Henderson funds available to their customers.

The receipt of (or prospect of receiving) fees or reimbursements and other forms of compensation described above may provide a financial intermediary and its salespersons with an incentive to favor sales of Janus Henderson funds' shares over sales of other mutual funds (or non-mutual fund investments) or to favor sales of one class of Janus Henderson funds' shares over sales of another Janus Henderson funds' share class, with respect to which the financial intermediary does not receive such payments or receives them in a lower amount. The receipt of these payments may cause certain financial intermediaries to elevate the prominence of the Janus Henderson funds within such financial intermediary's organization by, for example, placement on a list of preferred or recommended funds and/or the provision of preferential or enhanced opportunities to promote the Janus Henderson funds in various ways within such financial intermediary's organization.

From time to time, certain financial intermediaries approach Janus Capital to request that Janus Capital make contributions to certain charitable organizations. In these cases, Janus Capital's contribution may result in the financial intermediary, or its salespersons, recommending Janus Henderson funds over other mutual funds (or non-mutual fund investments).

The payment arrangements described above will not change the price a contract owner or plan participant pays for Shares nor the amount that a Janus Henderson fund receives to invest on behalf of the contract owner or plan participant. You should consider whether such arrangements exist when evaluating any recommendations from an intermediary to purchase or sell Shares of the Portfolio and, if applicable, when considering which share class of the Portfolio is most appropriate for you. Please contact your insurance company or plan sponsor for details on such arrangements.

PURCHASES

Purchases of Shares may be made only by the separate accounts of insurance companies for the purpose of funding variable insurance contracts or by certain qualified retirement plans. Refer to the prospectus of the appropriate insurance company separate account or your plan documents for information on how to invest in the Shares of the Portfolio. Under certain circumstances, the Portfolio may permit an in-kind purchase of Shares. Participating insurance companies and certain other designated organizations are authorized to receive purchase orders on the Portfolio's behalf. As discussed under "Payments to Financial Intermediaries by Janus Capital or its Affiliates," Janus Capital and its affiliates may make payments to selected insurance companies, qualified plan service providers, or their affiliates, or other financial intermediaries that were instrumental in the acquisition or retention of accounts for the Portfolio or that provide services in connection with investments in the Portfolio. You should consider such arrangements when evaluating any recommendation of the Portfolio.

The Portfolio reserves the right to reject any purchase order, including exchange purchases, for any reason. The Portfolio is not intended for excessive trading. For more information about the Portfolio's policy on excessive trading, refer to "Excessive Trading."

The Portfolio may discontinue sales to a qualified plan and require plan participants with existing investments in the Shares to redeem those investments if the plan loses (or in the opinion of Janus Capital, is at risk of losing) its qualified plan status.

In compliance with the Uniting and Strengthening America by Providing Appropriate Tools Required to Intercept and Obstruct Terrorism Act of 2001 ("USA PATRIOT Act"), your insurance company or plan sponsor is required to verify certain information on your account application as part of its Anti-Money Laundering Program. You will be required to provide your full name, date of birth, Social Security number, and permanent street address to assist in verifying your identity. You may also be asked to provide documents that may help to establish your identity. Until verification of your identity is made, your insurance company or plan sponsor may temporarily limit additional share purchases. In addition, your insurance company or plan sponsor may close an account if they are unable to verify a shareholder's identity. Please contact your insurance company or plan sponsor if you need additional assistance when completing your application or additional information about the insurance company or plan sponsor's Anti-Money Laundering Program.

In an effort to ensure compliance with this law, Janus Capital's Anti-Money Laundering Program (the "Program") provides for the development of internal practices, procedures and controls, designation of anti-money laundering compliance officers, an ongoing training program, and an independent audit function to determine the effectiveness of the Program.

Potential Conflicts

Although the Portfolio does not currently anticipate any disadvantages to policy owners because the Portfolio offers its Shares to unaffiliated variable annuity and variable life separate accounts of insurance companies that are unaffiliated with Janus Capital and to certain qualified retirement plans, there is a possibility that a material conflict may arise. The Trustees monitor events in an effort to identify any disadvantages or material irreconcilable conflicts and to determine what action, if any, should be taken in response. If a material disadvantage or conflict is identified, the Trustees may require one or more insurance company separate accounts or qualified plans to withdraw its investments in the Portfolio or substitute Shares of another portfolio. If this occurs, the Portfolio may be forced to sell its securities at disadvantageous prices. In addition, the Portfolio may refuse to sell its Shares to any separate account or qualified plan or may suspend or terminate the offering of the Portfolio's Shares if such action is required by law or regulatory authority or is in the best interests of the Portfolio's shareholders. It is possible that a qualified plan investing in the Portfolio could lose its qualified plan status under the Internal Revenue Code, which could have adverse tax consequences on insurance company separate accounts investing in the Portfolio. Janus Capital intends to monitor such qualified plans, and the Portfolio may discontinue sales to a qualified plan

and require plan participants with existing investments in the Portfolio to redeem those investments if a plan loses (or in the opinion of Janus Capital is at risk of losing) its qualified plan status.

REDEMPTIONS

Redemptions, like purchases, may be effected only through the separate accounts of participating insurance companies or through certain qualified retirement plans. Please refer to the appropriate separate account prospectus or plan documents for details.

Shares of the Portfolio may be redeemed on any business day on which the Portfolio's NAV is calculated. Redemptions are duly processed at the NAV next calculated after your redemption order is received in good order by the Portfolio or its agents. Redemption proceeds will normally be sent within two business days following receipt of the redemption order. The Portfolio typically expects to meet redemption requests by paying out proceeds from cash or cash equivalent portfolio holdings, or by selling portfolio holdings. In stressed market conditions, and other appropriate circumstances, redemption methods may include borrowing funds or redeeming in-kind.

The Portfolio reserves the right to postpone payment of redemption proceeds for up to seven calendar days. Additionally, the right to require the Portfolio to redeem its Shares may be suspended, or the date of payment may be postponed beyond seven calendar days, whenever: (i) trading on the NYSE is restricted, as determined by the SEC, or the NYSE is closed (except for holidays and weekends); (ii) the SEC permits such suspension and so orders; or (iii) an emergency exists as determined by the SEC so that disposal of securities or determination of NAV is not reasonably practicable.

Large Shareholder Redemptions

Certain large shareholders, such as other portfolios, participating insurance companies, accounts, and Janus Capital affiliates, may from time to time own (beneficially or of record) or control a significant percentage of the Portfolio's Shares. Redemptions by these large shareholders of their holdings in the Portfolio may cause the Portfolio to sell securities at times when it would not otherwise do so, which may negatively impact the Portfolio's NAV and liquidity. Similarly, large Portfolio share purchases may adversely affect the Portfolio's performance to the extent that the Portfolio is delayed in investing new cash and is required to maintain a larger cash position than it ordinarily would. A large shareholder purchase or redemption may also increase transaction costs. In addition, a large redemption could result in the Portfolio's current expenses being allocated over a smaller asset base, which could lead to an increase in the Portfolio's expense ratio.

Redemptions In-Kind

Shares normally will be redeemed for cash, although the Portfolio retains the right to redeem some or all of its shares in-kind under unusual circumstances, in order to protect the interests of remaining shareholders, to accommodate a request by a particular shareholder that does not adversely affect the interests of the remaining shareholders, or in connection with the liquidation of a portfolio, by delivery of securities selected from its assets at its discretion. However, the Portfolio is required to redeem shares solely for cash up to the lesser of \$250,000 or 1% of the NAV of the Portfolio during any 90-day period for any one shareholder. Should redemptions by any shareholder exceed such limitation, the Portfolio will have the option of redeeming the excess in cash or in-kind. In-kind payment means payment will be made in portfolio securities rather than cash, and may potentially include illiquid investments. Illiquid investments may not be able to be sold quickly or at a price that reflects full value, or there may not be a market for such investments, which could cause the redeeming shareholder to realize losses on the investment if it is sold at a price lower than that at which it had been valued. If the Portfolio makes an in-kind payment, the redeeming shareholder might incur brokerage or other transaction costs to convert the securities to cash, whereas such costs are borne by the Portfolio for cash redemptions.

While the Portfolio may pay redemptions in-kind, the Portfolio may instead choose to raise cash to meet redemption requests through the sale of portfolio securities or permissible borrowings. If the Portfolio is forced to sell securities at an unfavorable time and/or under unfavorable conditions, such sales may adversely affect the Portfolio's NAV and may increase brokerage costs.

EXCESSIVE TRADING

Excessive and Short-Term Trading Policies and Procedures

The Trustees have adopted policies and procedures with respect to short-term and excessive trading of Portfolio shares ("excessive trading"). The Portfolio is intended for long-term investment purposes, and the Portfolio will take reasonable steps

to attempt to detect and deter short-term and excessive trading. Transactions placed in violation of the Portfolio's excessive trading policies and procedures may be cancelled or rescinded by the Portfolio by the next business day following receipt by the Portfolio. The trading history of accounts determined to be under common ownership or control within any of the Janus Henderson funds may be considered in enforcing these policies and procedures. As described below, however, the Portfolio may not be able to identify all instances of excessive trading or completely eliminate the possibility of excessive trading. In particular, it may be difficult to identify excessive trading in certain omnibus accounts and other accounts traded through intermediaries (such as insurance companies or plan sponsors). By their nature, omnibus accounts, in which purchases and redemptions of the Portfolio's shares by multiple investors are aggregated by the intermediary and presented to the Portfolio on a net basis, may effectively conceal the identity of individual investors and their transactions from the Portfolio and its agents. This makes the elimination of excessive trading in the accounts impractical without the assistance of the intermediary.

The Janus Henderson funds attempt to deter excessive trading through at least the following methods:

- trade monitoring; and
- fair valuation of securities as described under "Pricing of Portfolio Shares."

The Portfolio monitors for patterns of shareholder short-term trading and may suspend or permanently terminate the purchase and exchange privilege (if permitted by your insurance company or plan sponsor) of any investor who is identified as having a pattern of short-term trading. The Portfolio at all times reserves the right to reject any purchase or exchange request and to modify or terminate the purchase and exchange privileges for any investor for any reason without prior notice, in particular, if the trading activity in the account(s) is deemed to be disruptive to the Portfolio. For example, the Portfolio may refuse a purchase order if the portfolio managers believe they would be unable to invest the money effectively in accordance with the Portfolio's investment policies or the Portfolio would otherwise be adversely affected due to the size of the transaction, frequency of trading, or other factors.

The Portfolio's Trustees may approve from time to time a redemption fee to be imposed by any Janus Henderson fund, subject to 60 days' notice to shareholders of that fund.

Investors who place transactions through the same insurance company or plan sponsor on an omnibus basis may be deemed part of a group for the purpose of the Portfolio's excessive trading policies and procedures and may be rejected in whole or in part by the Portfolio. The Portfolio, however, cannot always identify or reasonably detect excessive trading that may be facilitated by insurance companies or plan sponsors or made difficult to identify through the use of omnibus accounts by those intermediaries that transmit purchase, exchange, and redemption orders to the Portfolio, and thus the Portfolio may have difficulty curtailing such activity. Transactions accepted by an insurance company or plan sponsor in violation of the Portfolio's excessive trading policies may be cancelled or revoked by the Portfolio by the next business day following receipt by the Portfolio.

In an attempt to detect and deter excessive trading in omnibus accounts, the Portfolio or its agents may require intermediaries to impose restrictions on the trading activity of accounts traded through those intermediaries. Such restrictions may include, but are not limited to, requiring that trades be placed by U.S. mail, prohibiting future purchases by investors who have recently redeemed Portfolio shares, requiring intermediaries to report information about customers who purchase and redeem large amounts, and similar restrictions. The Portfolio's ability to impose such restrictions with respect to accounts traded through particular intermediaries may vary depending on the systems' capabilities, applicable contractual and legal restrictions, and cooperation of those intermediaries.

Generally, the Portfolio's excessive trading policies and procedures do not apply to (i) a money market fund, although money market funds at all times reserve the right to reject any purchase request (including exchange purchases, if permitted by your insurance company or plan sponsor) for any reason without prior notice; (ii) transactions in the Janus Henderson funds by a Janus Capital "fund of funds," which is a fund that primarily invests in other Janus Henderson mutual funds; (iii) periodic rebalancing and identifiable transactions by certain funds of funds and asset allocation programs to realign portfolio investments with existing target allocations; and (iv) systematic purchase, exchange, or redemption programs.

The Portfolio's policies and procedures regarding excessive trading may be modified at any time by the Portfolio's Trustees.

Excessive Trading Risks

Excessive trading may present risks to the Portfolio's long-term shareholders. Excessive trading into and out of the Portfolio may disrupt portfolio investment strategies, may create taxable gains to remaining Portfolio shareholders, and may increase

Portfolio expenses, all of which may negatively impact investment returns for all remaining shareholders, including long-term shareholders.

Portfolios that invest in foreign securities may be at a greater risk for excessive trading. Investors may attempt to take advantage of anticipated price movements in securities held by a portfolio based on events occurring after the close of a foreign market that may not be reflected in the portfolio's NAV (referred to as "price arbitrage"). Such arbitrage opportunities may also arise in portfolios which do not invest in foreign securities, for example, when trading in a security held by a portfolio is halted and does not resume prior to the time the portfolio calculates its NAV (referred to as "stale pricing"). Portfolios that hold thinly-traded securities, such as certain small-capitalization securities, may be subject to attempted use of arbitrage techniques. To the extent that the Portfolio's valuation of a security differs from the security's market value, short-term arbitrage traders may dilute the NAV of the Portfolio, which negatively impacts long-term shareholders. Although the Portfolio has adopted valuation policies and procedures intended to reduce the Portfolio's exposure to price arbitrage, stale pricing, and other potential pricing inefficiencies, under such circumstances there is potential for short-term arbitrage trades to dilute the value of shares held by the Portfolio.

Although the Portfolio takes steps to detect and deter excessive trading pursuant to the policies and procedures described in this Prospectus and approved by the Trustees, there is no assurance that these policies and procedures will be effective in limiting excessive trading in all circumstances. For example, the Portfolio may be unable to completely eliminate the possibility of excessive trading in certain omnibus accounts and other accounts traded through intermediaries. Omnibus accounts may effectively conceal the identity of individual investors and their transactions from the Portfolio and its agents. This makes the Portfolio's identification of excessive trading transactions in the Portfolio through an omnibus account difficult and makes the elimination of excessive trading in the account impractical without the assistance of the intermediary. Moreover, the contract between an insurance company and the owner of a variable insurance contract may govern the frequency with which the contract owner may cause the insurance company to purchase or redeem shares of the Portfolio. Although the Portfolio encourages intermediaries to take necessary actions to detect and deter excessive trading, some intermediaries may be unable or unwilling to do so, and accordingly, the Portfolio cannot eliminate completely the possibility of excessive trading.

Shareholders that invest through an omnibus account should be aware that they may be subject to the policies and procedures of their insurance company or plan sponsor with respect to excessive trading in the Portfolio.

AVAILABILITY OF PORTFOLIO HOLDINGS INFORMATION

The Mutual Fund Holdings Disclosure Policies and Procedures adopted by Janus Capital and all mutual funds managed within the Janus Henderson fund complex are designed to be in the best interests of the portfolios and to protect the confidentiality of the portfolios' holdings. The following describes policies and procedures with respect to disclosure of portfolio holdings.

- **Full Holdings.** The Portfolio is required to disclose its complete holdings in the quarterly holdings report on Form N-Q within 60 days of the end of the first and third fiscal quarters, and in the annual report and semiannual report to Portfolio shareholders. These reports (i) are available on the SEC's website at <http://www.sec.gov>; (ii) may be reviewed and copied at the SEC's Public Reference Room in Washington, D.C. (information on the Public Reference Room may be obtained by calling 1-800-SEC-0330); and (iii) are available without charge, upon request, by calling a Janus Henderson representative at 1-877-335-2687 (toll free). Portfolio holdings consisting of at least the names of the holdings are generally available on a monthly basis with a 30-day lag. Holdings are generally posted approximately two business days thereafter under Full Holdings for the Portfolio at janushenderson.com/VIT.
- **Top Holdings.** The Portfolio's top portfolio holdings, in order of position size and as a percentage of the Portfolio's total portfolio, are available monthly with a 15-day lag and on a calendar quarter-end basis with a 15-day lag.
- **Other Information.** The Portfolio may occasionally provide security breakdowns (e.g., industry, sector, regional, market capitalization, and asset allocation), top equity performance contributors/detractors, and specific portfolio level performance attribution information and statistics monthly with a 15-day lag and on a calendar quarter-end basis with a 15-day lag. Top/bottom fixed-income issuers ranked by performance attribution, including the percentage of attribution to Portfolio performance, average Portfolio weighting, and other relevant data points, may be provided monthly with a 15-day lag and on a calendar quarter-end basis with a 15-day lag.

Full portfolio holdings will remain available on the Janus Henderson websites at least until a Form N-CSR or Form N-Q is filed with the SEC for the period that includes the date as of which the website information is current. Janus Capital may exclude from publication on its websites all or any portion of portfolio holdings or change the time periods of disclosure as deemed necessary to protect the interests of the Janus Henderson funds. Under extraordinary circumstances, exceptions to the Mutual Fund Holdings Disclosure Policies and Procedures may be made by Janus Capital's Chief Investment Officer(s) or their delegates. All exceptions shall be preapproved by the Chief Compliance Officer or her designee. Such exceptions may be made without prior notice to shareholders. A summary of the Portfolio's holdings disclosure policies and procedures, which includes a discussion of any exceptions, is contained in the Portfolio's SAI.

SHAREHOLDER COMMUNICATIONS

Your insurance company or plan sponsor is responsible for providing annual and semiannual reports, including the financial statements of the Portfolio. These reports show the Portfolio's investments and the market value of such investments, as well as other information about the Portfolio and its operations. Please contact your insurance company or plan sponsor to obtain these reports. The Trust's fiscal year ends December 31.

FINANCIAL HIGHLIGHTS

The financial highlights table is intended to help you understand the Portfolio's financial performance for the period ended December 31 of the fiscal years shown. Items "Net asset value, beginning of period" through "Net asset value, end of period" reflect financial results for a single Portfolio Share. The gross expense ratio reflects expenses prior to any expense offset arrangement and waivers (reimbursements), if applicable. The net expense ratio reflects expenses after any expense offset arrangement and waivers (reimbursements), if applicable. The information shown for the fiscal years ended December 31 has been audited by PricewaterhouseCoopers LLP, whose report, along with the Portfolio's financial statements, is included in the Annual Report, which is available upon request, and incorporated by reference into the SAI.

The total returns in the table represent the rate that an investor would have earned (or lost) on an investment in the Institutional Shares of the Portfolio (assuming reinvestment of all dividends and distributions) but do not include charges and expenses attributable to any insurance product. If these charges and expenses had been included, the performance for the years shown would be lower. "Total return" information may include adjustments in accordance with generally accepted accounting principles. As a result, returns may differ from returns for shareholder transactions.

Balanced Portfolio – Institutional Shares

	Years ended December 31				
	2018	2017	2016	2015	2014
Net asset value, beginning of period	\$35.27	\$30.32	\$30.08	\$31.43	\$30.26
<i>Income from investment operations:</i>					
Net investment income/(loss) ⁽¹⁾	0.66	0.64	0.58	0.63	0.62
Net gain/(loss) on securities (both realized and unrealized)	(0.42)	4.92	0.77	(0.41)	1.92
Total from investment operations	0.24	5.56	1.35	0.22	2.54
<i>Less distributions:</i>					
Dividends (from net investment income)	(0.77)	(0.54)	(0.67)	(0.50)	(0.55)
Distributions (from capital gains)	(0.99)	(0.07)	(0.44)	(1.07)	(0.82)
Total distributions	(1.76)	(0.61)	(1.11)	(1.57)	(1.37)
Net asset value, end of period	\$33.75	\$35.27	\$30.32	\$30.08	\$31.43
Total return	0.68%	18.43%	4.60%	0.62%	8.54%
Net assets, end of period (in thousands)	\$402,796	\$429,403	\$403,833	\$444,472	\$475,807
Average net assets for the period (in thousands)	\$429,843	\$417,575	\$413,338	\$467,346	\$472,445
Ratio of gross expenses to average net assets	0.63%	0.63%	0.62%	0.58%	0.58%
Ratio of net expenses to average net assets	0.63%	0.63%	0.62%	0.58%	0.58%
Ratio of net investment income/(loss) to average net assets	1.85%	1.94%	1.94%	2.03%	2.01%
Portfolio turnover rate	97% ⁽²⁾	67% ⁽²⁾	80%	73%	87%

(1) Per share amounts are calculated using the average shares outstanding method.

(2) Portfolio turnover rate excludes TBA (to be announced) purchase and sales commitments.

GLOSSARY OF INVESTMENT TERMS

This glossary provides a more detailed description of some of the types of securities, investment strategies, and other instruments in which the Portfolio may invest, as well as some general investment terms. The Portfolio may invest in these instruments to the extent permitted by its investment objective and policies. The Portfolio is not limited by this discussion and may invest in any other types of instruments not precluded by the policies discussed elsewhere in this Prospectus.

EQUITY AND DEBT SECURITIES

Average-Weighted Effective Maturity is a measure of a bond's maturity. The stated maturity of a bond is the date when the issuer must repay the bond's entire principal value to an investor. Some types of bonds may also have an "effective maturity" that is shorter than the stated date due to prepayment or call provisions. Securities without prepayment or call provisions generally have an effective maturity equal to their stated maturity. Average-weighted effective maturity is calculated by averaging the effective maturity of bonds held by a Portfolio with each effective maturity "weighted" according to the percentage of net assets that it represents.

Bank loans include institutionally-traded floating and fixed-rate debt securities generally acquired as a participation interest in or assignment of a loan originated by a lender or financial institution. Assignments and participations involve credit, interest rate, and liquidity risk. Interest rates on floating rate securities adjust with interest rate changes and/or issuer credit quality. If a Portfolio purchases a participation interest, it may only be able to enforce its rights through the lender and may assume the credit risk of both the borrower and the lender. There are also risks involved in purchasing assignments. If a loan is foreclosed, a Portfolio may become part owner of any collateral securing the loan and may bear the costs and liabilities associated with owning and disposing of any collateral. The Portfolio could be held liable as a co-lender. In addition, there is no assurance that the liquidation of any collateral from a secured loan would satisfy a borrower's obligations or that any collateral could be liquidated. A Portfolio may have difficulty trading assignments and participations to third parties or selling such securities in secondary markets, which in turn may affect the Portfolio's NAV.

Bonds are debt securities issued by a company, municipality, government, or government agency. The issuer of a bond is required to pay the holder the amount of the loan (or par value of the bond) at a specified maturity and to make scheduled interest payments.

Certificates of Participation ("COPs") are certificates representing an interest in a pool of securities. Holders are entitled to a proportionate interest in the underlying securities. Municipal lease obligations are often sold in the form of COPs.

Commercial paper is a short-term debt obligation with a maturity ranging from 1 to 270 days issued by banks, corporations, and other borrowers to investors seeking to invest idle cash. A Portfolio may purchase commercial paper issued in private placements under Section 4(2) of the Securities Act of 1933, as amended (the "1933 Act").

Common stocks are equity securities representing shares of ownership in a company and usually carry voting rights and earn dividends. Unlike preferred stock, dividends on common stock are not fixed but are declared at the discretion of the issuer's board of directors.

Convertible securities are preferred stocks or bonds that pay a fixed dividend or interest payment and are convertible into common stock at a specified price or conversion ratio.

Debt securities are securities representing money borrowed that must be repaid at a later date. Such securities have specific maturities and usually a specific rate of interest or an original purchase discount.

Depository receipts are receipts for shares of a foreign-based corporation that entitle the holder to dividends and capital gains on the underlying security. Receipts include those issued by domestic banks (American Depositary Receipts), foreign banks (Global or European Depositary Receipts), and broker-dealers (depository shares).

Duration is a measurement of price sensitivity to interest rate changes. Unlike average maturity, duration reflects both principal and interest payments. Generally, the higher the coupon rate on a bond, the lower its duration will be. The duration of a bond portfolio is calculated by averaging the duration of bonds held by a Portfolio with each duration "weighted" according to the percentage of net assets that it represents. Because duration accounts for interest payments, a Portfolio's duration is usually shorter than its average maturity. Securities with longer durations tend to be more sensitive to changes in interest rates, and are usually more volatile than securities with shorter duration. For example, the price of a bond portfolio

with an average duration of five years would be expected to fall approximately 5% if interest rates rose by one percentage point. A Portfolio with a longer portfolio duration is more likely to experience a decrease in its share price as interest rates rise.

Equity securities generally include domestic and foreign common stocks; preferred stocks; securities convertible into common stocks or preferred stocks; warrants to purchase common or preferred stocks; and other securities with equity characteristics.

Exchange-traded funds (“ETFs”) are index-based investment companies which hold substantially all of their assets in securities with equity characteristics. As a shareholder of another investment company, a Portfolio would bear its pro rata portion of the other investment company’s expenses, including advisory fees, in addition to the expenses the Portfolio bears directly in connection with its own operations.

Fixed-income securities are securities that pay a specified rate of return. The term generally includes short- and long-term government, corporate, and municipal obligations that pay a specified rate of interest, dividends, or coupons for a specified period of time. Coupon and dividend rates may be fixed for the life of the issue or, in the case of adjustable and floating rate securities, for a shorter period.

High-yield/high-risk bonds are bonds that are rated below investment grade by the primary rating agencies (i.e., BB+ or lower by Standard & Poor’s and Fitch, or Ba or lower by Moody’s). Other terms commonly used to describe such bonds include “lower rated bonds,” “non-investment grade bonds,” and “junk bonds.”

Mortgage- and asset-backed securities are shares in a pool of mortgages or other debt instruments. These securities are generally pass-through securities, which means that principal and interest payments on the underlying securities (less servicing fees) are passed through to shareholders on a pro rata basis. These securities involve prepayment risk, which is the risk that the underlying mortgages or other debt may be refinanced or paid off prior to their maturities during periods of declining interest rates. In that case, a Portfolio may have to reinvest the proceeds from the securities at a lower rate. Potential market gains on a security subject to prepayment risk may be more limited than potential market gains on a comparable security that is not subject to prepayment risk.

Mortgage dollar rolls are transactions in which a Portfolio sells a mortgage-related security, such as a security issued by Government National Mortgage Association, to a dealer and simultaneously agrees to purchase a similar security (but not the same security) in the future at a predetermined price. A “dollar roll” can be viewed as a collateralized borrowing in which a Portfolio pledges a mortgage-related security to a dealer to obtain cash.

Municipal securities are bonds or notes issued by a U.S. state or political subdivision. A municipal security may be a general obligation backed by the full faith and credit (i.e., the borrowing and taxing power) of a municipality or a revenue obligation paid out of the revenues of a designated project, facility, or revenue source.

Pass-through securities are shares or certificates of interest in a pool of debt obligations that have been repackaged by an intermediary, such as a bank or broker-dealer.

Passive foreign investment companies (“PFICs”) are any foreign corporations which generate certain amounts of passive income or hold certain amounts of assets for the production of passive income. Passive income includes dividends, interest, royalties, rents, and annuities. To avoid taxes and interest that a Portfolio must pay if these investments are profitable, the Portfolio may make various elections permitted by the tax laws. These elections could require that a Portfolio recognize taxable income, which in turn must be distributed, before the securities are sold and before cash is received to pay the distributions.

Pay-in-kind bonds are debt securities that normally give the issuer an option to pay cash at a coupon payment date or give the holder of the security a similar bond with the same coupon rate and a face value equal to the amount of the coupon payment that would have been made.

Preferred stocks are equity securities that generally pay dividends at a specified rate and have preference over common stock in the payment of dividends and liquidation. Preferred stock generally does not carry voting rights.

Real estate investment trust (“REIT”) is an investment trust that operates through the pooled capital of many investors who buy its shares. Investments are in direct ownership of either income property or mortgage loans.

Rule 144A securities are securities that are not registered for sale to the general public under the 1933 Act, but that may be resold to certain institutional investors.

Standby commitment is a right to sell a specified underlying security or securities within a specified period of time and at an exercise price equal to the amortized cost of the underlying security or securities plus accrued interest, if any, at the time of exercise, that may be sold, transferred, or assigned only with the underlying security or securities. A standby commitment entitles the holder to receive same day settlement, and will be considered to be from the party to whom the investment company will look for payment of the exercise price.

Step coupon bonds are high-quality issues with above-market interest rates and a coupon that increases over the life of the bond. They may pay monthly, semiannual, or annual interest payments. On the date of each coupon payment, the issuer decides whether to call the bond at par, or whether to extend it until the next payment date at the new coupon rate.

Strip bonds are debt securities that are stripped of their interest (usually by a financial intermediary) after the securities are issued. The market value of these securities generally fluctuates more in response to changes in interest rates than interest-paying securities of comparable maturity.

“To be announced” or “TBA” commitments are forward agreements for the purchase or sale of securities, including mortgage-backed securities, for a fixed price, with payment and delivery on an agreed upon future settlement date. The specific securities to be delivered are not identified at the trade date. However, delivered securities must meet specified terms, including issuer, rate, and mortgage terms.

U.S. Government securities include direct obligations of the U.S. Government that are supported by its full faith and credit. Treasury bills have initial maturities of less than one year, Treasury notes have initial maturities of one to ten years, and Treasury bonds may be issued with any maturity but generally have maturities of at least ten years. U.S. Government securities also include indirect obligations of the U.S. Government that are issued by federal agencies and government sponsored entities. Unlike Treasury securities, agency securities generally are not backed by the full faith and credit of the U.S. Government. Some agency securities are supported by the right of the issuer to borrow from the Treasury, others are supported by the discretionary authority of the U.S. Government to purchase the agency’s obligations, and others are supported only by the credit of the sponsoring agency.

Variable and floating rate securities have variable or floating rates of interest and, under certain limited circumstances, may have varying principal amounts. Variable and floating rate securities pay interest at rates that are adjusted periodically according to a specified formula, usually with reference to some interest rate index or market interest rate (the “underlying index”). The floating rate tends to decrease the security’s price sensitivity to changes in interest rates.

Warrants are securities, typically issued with preferred stock or bonds, which give the holder the right to buy a proportionate amount of common stock at a specified price. The specified price is usually higher than the market price at the time of issuance of the warrant. The right may last for a period of years or indefinitely.

Zero coupon bonds are debt securities that do not pay regular interest at regular intervals, but are issued at a discount from face value. The discount approximates the total amount of interest the security will accrue from the date of issuance to maturity. The market value of these securities generally fluctuates more in response to changes in interest rates than interest-paying securities.

FUTURES, OPTIONS, AND OTHER DERIVATIVES

Credit default swaps are a specific kind of counterparty agreement that allows the transfer of third party credit risk from one party to the other. One party in the swap is a lender and faces credit risk from a third party, and the counterparty in the credit default swap agrees to insure this risk in exchange for regular periodic payments.

Derivatives are financial instruments whose performance is derived from the performance of another asset (stock, bond, commodity, currency, interest rate or market index). Types of derivatives can include, but are not limited to options, forward contracts, swaps, and futures contracts.

Equity-linked structured notes are derivative securities which are specially designed to combine the characteristics of one or more underlying securities and their equity derivatives in a single note form. The return and/or yield or income component may be based on the performance of the underlying equity securities, an equity index, and/or option positions. Equity-linked structured notes are typically offered in limited transactions by financial institutions in either registered or non-registered form. An investment in equity-linked structured notes creates exposure to the credit risk of the issuing financial institution, as well as to the market risk of the underlying securities. There is no guaranteed return of principal with these securities, and

the appreciation potential of these securities may be limited by a maximum payment or call right. In certain cases, equity-linked structured notes may be more volatile and less liquid than less complex securities or other types of fixed-income securities. Such securities may exhibit price behavior that does not correlate with other fixed-income securities.

Equity swaps involve the exchange by two parties of future cash flow (e.g., one cash flow based on a referenced interest rate and the other based on the performance of stock or a stock index).

Forward contracts are contracts to purchase or sell a specified amount of a financial instrument for an agreed upon price at a specified time. Forward contracts are not currently exchange-traded and are typically negotiated on an individual basis. A Portfolio may enter into forward currency contracts for investment purposes or to hedge against declines in the value of securities denominated in, or whose value is tied to, a currency other than the U.S. dollar or to reduce the impact of currency appreciation on purchases of such securities. It may also enter into forward contracts to purchase or sell securities or other financial indices.

Futures contracts are contracts that obligate the buyer to receive and the seller to deliver an instrument or money at a specified price on a specified date. A Portfolio may buy and sell futures contracts on foreign currencies, securities, and financial indices including indices of U.S. Government, foreign government, equity, or fixed-income securities. A Portfolio may also buy options on futures contracts. An option on a futures contract gives the buyer the right, but not the obligation, to buy or sell a futures contract at a specified price on or before a specified date. Futures contracts and options on futures are standardized and traded on designated exchanges. To the extent a Portfolio engages in futures contracts on foreign exchanges, such exchanges may not provide the same protection as U.S. exchanges.

Indexed/structured securities are typically short- to intermediate-term debt securities whose value at maturity or interest rate is linked to currencies, interest rates, equity securities, indices, commodity prices, or other financial indicators. Such securities may be positively or negatively indexed (e.g., their value may increase or decrease if the reference index or instrument appreciates). Indexed/structured securities may have return characteristics similar to direct investments in the underlying instruments and may be more volatile than the underlying instruments. A Portfolio bears the market risk of an investment in the underlying instruments, as well as the credit risk of the issuer.

Inflation-linked swaps involve the exchange by a Portfolio with another party of their respective commitments to pay or receive interest (e.g., an exchange of fixed rate payments for floating rate payments or an exchange of floating rate payments based on two different reference indices). By design, one of the reference indices is an inflation index, such as the Consumer Price Index.

Interest rate swaps involve the exchange by two parties of their respective commitments to pay or receive interest (e.g., an exchange of floating rate payments for fixed rate payments).

Inverse floaters are debt instruments whose interest rate bears an inverse relationship to the interest rate on another instrument or index. For example, upon reset, the interest rate payable on the inverse floater may go down when the underlying index has risen. Certain inverse floaters may have an interest rate reset mechanism that multiplies the effects of change in the underlying index. Such mechanism may increase the volatility of the security's market value.

Options are the right, but not the obligation, to buy or sell a specified amount of securities or other assets on or before a fixed date at a predetermined price. A Portfolio may purchase and write put and call options on securities, securities indices, and foreign currencies. A Portfolio may purchase or write such options individually or in combination.

Participatory notes are derivative securities which are linked to the performance of an underlying Indian security and which allow investors to gain market exposure to Indian securities without trading directly in the local Indian market.

Total return swaps involve an exchange by two parties in which one party makes payments based on a set rate, either fixed or variable, while the other party makes payments based on the return of an underlying asset, which includes both the income it generates and any capital gains over the payment period. A fixed-income total return swap may be written on many different kinds of underlying reference assets, and may include different indices for various kinds of debt securities (e.g., U.S. investment grade bonds, high-yield bonds, or emerging market bonds).

OTHER INVESTMENTS, STRATEGIES, AND/OR TECHNIQUES

Cash sweep program is an arrangement in which a Portfolio's uninvested cash balance is used to purchase shares of affiliated or non-affiliated money market funds or cash management pooled investment vehicles at the end of each day.

Diversification is a classification given to a fund under the Investment Company Act of 1940, as amended (the “1940 Act”). Portfolios are classified as either “diversified” or “nondiversified.” To be classified as “diversified” under the 1940 Act, a portfolio may not, with respect to 75% of its total assets, invest more than 5% of its total assets in any issuer and may not own more than 10% of the outstanding voting securities of an issuer. A portfolio that is classified as “nondiversified” under the 1940 Act, on the other hand, has the flexibility to take larger positions in a smaller number of issuers than a portfolio that is classified as “diversified.” However, because the appreciation or depreciation of a single security may have a greater impact on the net asset value of a portfolio which is classified as nondiversified, its share price can be expected to fluctuate more than a comparable portfolio which is classified as diversified.

Industry concentration for purposes under the 1940 Act is the investment of 25% or more of a Portfolio’s total assets in an industry or group of industries.

Leverage is investment exposure which exceeds the initial amount invested. Leverage occurs when a Portfolio increases its assets available for investment using reverse repurchase agreements or other similar transactions. In addition, other investment techniques, such as short sales and certain derivative transactions, can create a leveraging effect. Engaging in transactions using leverage or those having a leveraging effect subjects a Portfolio to certain risks. Leverage can magnify the effect of any gains or losses, causing a Portfolio to be more volatile than if it had not been leveraged. Certain commodity-linked derivative investments may subject a Portfolio to leveraged market exposure to commodities. In addition, a Portfolio’s assets that are used as collateral to secure short sale transactions may decrease in value while the short positions are outstanding, which may force the Portfolio to use its other assets to increase collateral. There is no assurance that a leveraging strategy will be successful.

Market capitalization is the most commonly used measure of the size and value of a company. It is computed by multiplying the current market price of a share of the company’s stock by the total number of its shares outstanding. Market capitalization is an important investment criterion for certain portfolios, while others do not emphasize investments in companies of any particular size.

Repurchase agreements involve the purchase of a security by a Portfolio and a simultaneous agreement by the seller (generally a bank or dealer) to repurchase the security from the Portfolio at a specified date or upon demand. This technique offers a method of earning income on idle cash. These securities involve the risk that the seller will fail to repurchase the security, as agreed. In that case, a Portfolio will bear the risk of market value fluctuations until the security can be sold and may encounter delays and incur costs in liquidating the security.

Reverse repurchase agreements involve the sale of a security by a Portfolio to another party (generally a bank or dealer) in return for cash and an agreement by the Portfolio to buy the security back at a specified price and time. This technique will be used primarily to provide cash to satisfy unusually high redemption requests, or for other temporary or emergency purposes.

Short sales in which a Portfolio may engage may be either “short sales against the box” or other short sales. Short sales against the box involve selling short a security that a Portfolio owns, or a Portfolio has the right to obtain the amount of the security sold short at a specified date in the future. A Portfolio may also enter into a short sale to hedge against anticipated declines in the market price of a security or to reduce portfolio volatility. If the value of a security sold short increases prior to the scheduled delivery date, the Portfolio loses the opportunity to participate in the gain. For short sales, the Portfolio will incur a loss if the value of a security increases during this period because it will be paying more for the security than it has received from the purchaser in the short sale. If the price declines during this period, a Portfolio will realize a short-term capital gain. Although a Portfolio’s potential for gain as a result of a short sale is limited to the price at which it sold the security short less the cost of borrowing the security, its potential for loss is theoretically unlimited because there is no limit to the cost of replacing the borrowed security.

When-issued, delayed delivery, and forward commitment transactions generally involve the purchase of a security with payment and delivery at some time in the future – i.e., beyond normal settlement. A Portfolio does not earn interest on such securities until settlement and bears the risk of market value fluctuations in between the purchase and settlement dates. New issues of stocks and bonds, private placements, and U.S. Government securities may be sold in this manner.

This page intentionally left blank.

You can make inquiries and request other information, including a Statement of Additional Information, annual report, or semiannual report (as they become available), free of charge, by contacting your insurance company or plan sponsor, or by contacting a Janus Henderson representative at 1-877-335-2687. The Portfolio's Statement of Additional Information and most recent annual and semiannual reports are also available, free of charge, at janushenderson.com/VIT. Additional information about the Portfolio's investments is available in the Portfolio's annual and semiannual reports. In the Portfolio's annual and semiannual reports, you will find a discussion of the market conditions and investment strategies that significantly affected the Portfolio's performance during its last fiscal period. Other information is also available from financial intermediaries that sell Shares of the Portfolio.

The Statement of Additional Information provides detailed information about the Portfolio and is incorporated into this Prospectus by reference. Reports and other information about the Portfolio are available on the Electronic Data Gathering Analysis and Retrieval (EDGAR) Database on the SEC's website at <http://www.sec.gov>. You may obtain copies of this information, after paying a duplicating fee, by electronic request at the following e-mail address: publicinfo@sec.gov.

Janus Henderson

INVESTORS

janushenderson.com/VIT

151 Detroit Street
Denver, CO 80206-4805
1-877-335-2687

Janus Henderson Research Portfolio

Institutional Shares
Ticker
JAGRX

Janus Aspen Series

Prospectus

The Securities and Exchange Commission has not approved or disapproved of these securities or passed on the accuracy or adequacy of this Prospectus. Any representation to the contrary is a criminal offense.

Beginning on January 1, 2021, as permitted by regulations adopted by the Securities and Exchange Commission, the insurance company that offers your variable life insurance contract or variable annuity contract, may determine that it will no longer send you paper copies of the Portfolio's shareholder reports, unless you specifically request paper copies of the reports. Beginning on January 1, 2021, for shareholders who are not insurance contract holders, paper copies of the Portfolio's shareholder reports will no longer be sent by mail unless you specifically request paper copies of the reports. Instead, the reports will be made available on a website, and your insurance company or plan sponsor, broker-dealer, or financial intermediary will notify you by mail each time a report is posted and provide you with a website link to access the report. Instructions for requesting paper copies will be provided by your insurance company or plan sponsor, broker-dealer, or financial intermediary.

If you already elected to receive shareholder reports electronically, you will not be affected by this change and you need not take any action. You may elect to receive shareholder reports and other communications from the Portfolio electronically by contacting your insurance company or plan sponsor, broker-dealer, or other financial intermediary.

You may elect to receive all future reports in paper free of charge by contacting your insurance company or plan sponsor, broker-dealer or other financial intermediary. Your election to receive reports in paper will apply to all funds held in your account with your insurance company or plan sponsor, broker-dealer or other financial intermediary.

This Prospectus describes Janus Henderson Research Portfolio (the “Portfolio”), a series of Janus Aspen Series (the “Trust”). Janus Capital Management LLC (“Janus Capital”) serves as investment adviser to the Portfolio. The Portfolio currently offers two classes of shares. The Institutional Shares (the “Shares”) are offered by this Prospectus in connection with investment in and payments under variable annuity contracts and variable life insurance contracts (collectively, “variable insurance contracts”), as well as certain qualified retirement plans.

This Prospectus contains information that a prospective purchaser of a variable insurance contract or plan participant should consider in conjunction with the accompanying separate account prospectus of the specific insurance company product before allocating purchase payments or premiums to the Portfolio. Each variable insurance contract involves fees and expenses that are not described in this Prospectus. Refer to the accompanying contract prospectus for information regarding contract fees and expenses and any restrictions on purchases or allocations.

TABLE OF CONTENTS

PORTFOLIO SUMMARY	
Janus Henderson Research Portfolio	2
ADDITIONAL INFORMATION ABOUT THE PORTFOLIO	
Fees and expenses	6
Additional investment strategies and general portfolio policies	6
Risks of the Portfolio	10
MANAGEMENT OF THE PORTFOLIO	
Investment adviser	15
Management expenses	15
Investment personnel	17
OTHER INFORMATION	18
DISTRIBUTIONS AND TAXES	19
SHAREHOLDER'S GUIDE	
Pricing of portfolio shares	20
Administrative fees	21
Payments to financial intermediaries by Janus Capital or its affiliates	21
Purchases	22
Redemptions	23
Excessive trading	23
Shareholder communications	26
FINANCIAL HIGHLIGHTS	27
GLOSSARY OF INVESTMENT TERMS	28

PORTFOLIO SUMMARY

Janus Henderson Research Portfolio

Ticker: JAGRX Institutional Shares

INVESTMENT OBJECTIVE

Janus Henderson Research Portfolio (“Research Portfolio”) seeks long-term growth of capital.

FEES AND EXPENSES OF THE PORTFOLIO

This table describes the fees and expenses that you may pay if you buy and hold Shares of the Portfolio. **Owners of variable insurance contracts that invest in the Shares should refer to the variable insurance contract prospectus for a description of fees and expenses, as the following table and examples do not reflect deductions at the separate account level or contract level for any charges that may be incurred under a contract. Inclusion of these charges would increase the fees and expenses described below.**

ANNUAL FUND OPERATING EXPENSES

(expenses that you pay each year as a percentage of the value of your investment)

Management Fees (may adjust up or down)	0.48%
Other Expenses	0.10%
Total Annual Fund Operating Expenses	0.58%

EXAMPLE:

The Example is intended to help you compare the cost of investing in the Portfolio with the cost of investing in other mutual funds. The Example assumes that you invest \$10,000 in the Portfolio for the time periods indicated, reinvest all dividends and distributions, and then redeem all of your Shares at the end of each period. The Example also assumes that your investment has a 5% return each year and that the Portfolio’s operating expenses remain the same. Although your actual costs may be higher or lower, based on these assumptions your costs would be:

	1 Year	3 Years	5 Years	10 Years
Institutional Shares	\$ 59	\$ 186	\$ 324	\$ 726

Portfolio Turnover: The Portfolio pays transaction costs, such as commissions, when it buys and sells securities (or “turns over” its portfolio). A higher portfolio turnover rate may indicate higher transaction costs. These costs, which are not reflected in annual fund operating expenses or in the Example, affect the Portfolio’s performance. During the most recent fiscal year, the Portfolio’s turnover rate was 47% of the average value of its portfolio.

PRINCIPAL INVESTMENT STRATEGIES

The Portfolio pursues its investment objective by investing primarily in common stocks selected for their growth potential. The Portfolio may invest in companies of any size, from larger, well-established companies to smaller, emerging growth companies.

Janus Capital’s equity research analysts, overseen by the Portfolio Oversight Team led by Janus Capital’s Director of Research Carmel Wellso (the “Research Team”), select investments for the Portfolio that represent the Research Team’s high-conviction investment ideas in all market capitalizations and styles. The Research Team, comprised of sector specialists, conducts fundamental analysis with a focus on “bottom up” research, quantitative modeling, and valuation analysis. Using this research process, analysts rate their stocks based upon attractiveness. Stocks considered to be attractive may have all or some of the following characteristics: 1) good and preferably growing free cash flow, 2) strong and defensible market position, 3) healthy risk/return profile, 4) exemplary governance, and 5) attractive valuation. Analysts bring their high-conviction ideas to their respective sector teams. Sector teams compare the appreciation and risk potential of each of the team’s high-conviction ideas and construct a sector portfolio that is intended to maximize the best risk-reward opportunities. Although the Research Team may find high-conviction investment ideas anywhere in the world, the Research Team emphasizes investments in securities of U.S.-based issuers.

Positions may be sold when, among other things, there is no longer high conviction in the return potential of the investment or if the risk characteristics have caused a re-evaluation of the opportunity. This may occur if the stock has appreciated and reflects the anticipated value, if another company represents a better risk-reward opportunity, or if the investment's fundamental characteristics deteriorate. Securities may also be sold from the portfolio to rebalance sector weightings.

Ms. Wellso oversees the investment process and is responsible for the day-to-day management of the Portfolio. It is expected that the Portfolio will be broadly diversified among a variety of industry sectors. The Portfolio intends to be fully invested under normal circumstances. However, under unusual circumstances, if the Research Team does not have high conviction in enough investment opportunities, the Portfolio's uninvested assets may be held in cash or similar instruments.

The Portfolio may also invest its assets in derivatives, which are instruments that have a value derived from, or directly linked to, an underlying asset, such as equity securities, fixed-income securities, commodities, currencies, interest rates, or market indices. The types of derivatives in which the Portfolio may invest include options and swaps. The Portfolio may use derivatives to manage the Portfolio's equity exposure, to offset risks associated with an investment or market conditions, and to gain access to markets where direct investment may be restricted or unavailable. The Portfolio may also hold derivatives, such as warrants, in connection with corporate actions.

The Portfolio may lend portfolio securities on a short-term or long-term basis, in an amount equal to up to one-third of its total assets as determined at the time of the loan origination.

PRINCIPAL INVESTMENT RISKS

The biggest risk is that the Portfolio's returns will vary, and you could lose money. The Portfolio is designed for long-term investors seeking an equity portfolio, including common stocks. Common stocks tend to be more volatile than many other investment choices.

Market Risk. The value of the Portfolio's holdings may decrease if the value of an individual company or security, or multiple companies or securities, in the Portfolio decreases or if the investment personnel's belief about a company's intrinsic worth is incorrect. Further, regardless of how well individual companies or securities perform, the value of the Portfolio's holdings could also decrease if there are deteriorating economic or market conditions. It is important to understand that the value of your investment may fall, sometimes sharply, in response to changes in the market, and you could lose money. Market risk may affect a single issuer, industry, economic sector, or the market as a whole.

Growth Securities Risk. The Portfolio invests in companies that the investment personnel believe have growth potential. Securities of companies perceived to be "growth" companies may be more volatile than other stocks and may involve special risks. If the investment personnel's perception of a company's growth potential is not realized, the securities purchased may not perform as expected, reducing the Portfolio's returns. In addition, because different types of stocks tend to shift in and out of favor depending on market and economic conditions, "growth" stocks may perform differently from the market as a whole and other types of securities. The Portfolio's Research Team compares and broadly matches the Portfolio's sector weights to those of a growth-based index. If growth stocks are out of favor, sectors that are larger in a growth index may underperform, leading to Portfolio underperformance relative to indices less biased toward growth stocks.

Securities Lending Risk. The Portfolio may seek to earn additional income through lending its securities to certain qualified broker-dealers and institutions. There is the risk that when portfolio securities are lent, the securities may not be returned on a timely basis, and the Portfolio may experience delays and costs in recovering the security or gaining access to the collateral provided to the Portfolio to collateralize the loan. If the Portfolio is unable to recover a security on loan, the Portfolio may use the collateral to purchase replacement securities in the market. There is a risk that the value of the collateral could decrease below the cost of the replacement security by the time the replacement investment is made, resulting in a loss to the Portfolio.

Derivatives Risk. Derivatives can be highly volatile and involve risks in addition to the risks of the underlying referenced securities or asset. Gains or losses from a derivative investment can be substantially greater than the derivative's original cost, and can therefore involve leverage. Leverage may cause the Portfolio to be more volatile than if it had not used leverage. Derivatives can be less liquid than other types of investments and entail the risk that the counterparty will default on its payment obligations. The Portfolio may use derivatives for hedging purposes. Hedging with derivatives may increase expenses, and there is no guarantee that a hedging strategy will work. While hedging can reduce or eliminate losses, it can also reduce or eliminate gains or cause losses if the market moves in a manner different from that anticipated by the

investment personnel or if the cost of the derivative outweighs the benefit of the hedge.

Mid-Sized Companies Risk. The Portfolio's investments in securities issued by mid-sized companies may involve greater risks than are customarily associated with larger, more established companies. Securities issued by mid-sized companies tend to be more volatile than securities issued by larger or more established companies and may underperform as compared to the securities of larger or more established companies.

Management Risk. The Portfolio is an actively managed investment portfolio and is therefore subject to the risk that the investment strategies employed for the Portfolio may fail to produce the intended results. The Portfolio may underperform its benchmark index or other mutual funds with similar investment objectives.

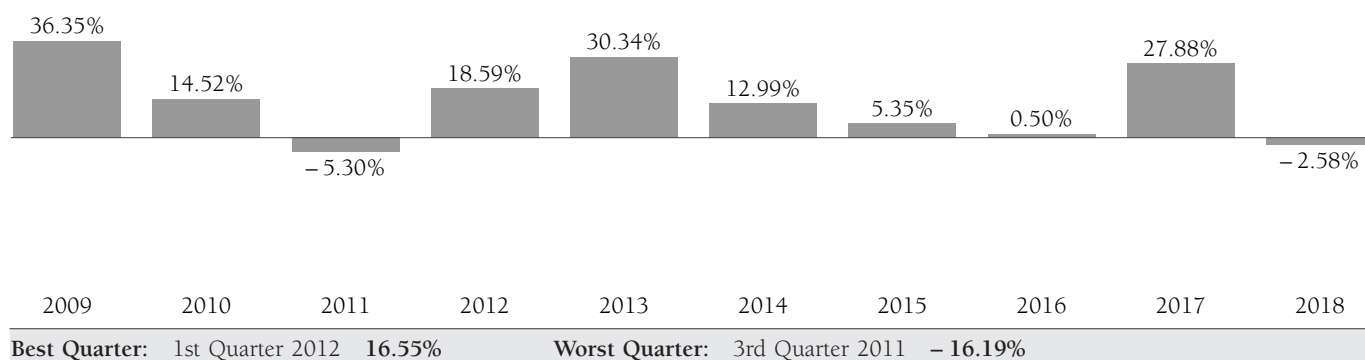
An investment in the Portfolio is not a bank deposit and is not insured or guaranteed by the Federal Deposit Insurance Corporation or any other government agency.

PERFORMANCE INFORMATION

The following information provides some indication of the risks of investing in the Portfolio by showing how the Portfolio's performance has varied over time. The bar chart depicts the change in performance from year to year during the periods indicated, but does not include charges or expenses attributable to any insurance product, which would lower the performance illustrated. The Portfolio does not impose any sales or other charges that would affect total return computations. Total return figures include the effect of the Portfolio's expenses. The table compares the average annual returns for the Institutional Shares of the Portfolio for the periods indicated to broad-based securities market indices. All figures assume reinvestment of dividends and distributions.

The Portfolio's past performance does not necessarily indicate how it will perform in the future. Updated performance information is available at janushenderson.com/VITperformance or by calling 1-877-335-2687.

Annual Total Returns for Institutional Shares (calendar year-end)



Average Annual Total Returns (periods ended 12/31/18)

	1 Year	5 Years	10 Years	Since Inception (9/13/93)
Research Portfolio				
Institutional Shares	- 2.58%	8.31%	13.04%	8.01%
Russell 1000® Growth Index (reflects no deduction for fees, expenses, or taxes)	- 1.51%	10.40%	15.29%	8.96%
S&P 500® Index (reflects no deduction for fees, expenses, or taxes)	- 4.38%	8.49%	13.12%	9.04%
Core Growth Index (reflects no deduction for fees, expenses, or taxes)	- 2.94%	9.46%	14.21%	9.04%

The Portfolio's primary benchmark index is the Russell 1000® Growth Index. The Portfolio also compares its performance to the S&P 500® Index and the Core Growth Index. Previously, the Core Growth Index was used to calculate the Portfolio's performance fee adjustment. Effective May 1, 2017, the Portfolio's performance fee adjustment is calculated based on a combination of the Core Growth Index and Russell 1000® Growth Index for a period of 36 months as described further in the Portfolio's statement of additional information. The indices are described below.

- The Russell 1000® Growth Index measures the performance of those Russell 1000® companies with higher price-to-book ratios and higher forecasted growth values.
- The S&P 500® Index is a commonly recognized, market capitalization-weighted index of 500 widely held equity securities, designed to measure broad U.S. equity performance.
- The Core Growth Index is an internally-calculated, hypothetical combination of unmanaged indices that combines total returns from the Russell 1000® Growth Index (50%) and the S&P 500® Index (50%).

MANAGEMENT

Investment Adviser: Janus Capital Management LLC

Portfolio Management: Carmel Wellso, Janus Capital's Director of Research and Executive Vice President of the Portfolio since May 2017, provides general oversight of the Research Team.

PURCHASE AND SALE OF PORTFOLIO SHARES

Purchases of Shares may be made only by the separate accounts of insurance companies for the purpose of funding variable insurance contracts or by certain qualified retirement plans. Redemptions, like purchases, may be effected only through the separate accounts of participating insurance companies or through qualified retirement plans. Requests are duly processed at the NAV next calculated after your order is received in good order by the Portfolio or its agents. Refer to the appropriate separate account prospectus or plan documents for details.

TAX INFORMATION

Because Shares of the Portfolio may be purchased only through variable insurance contracts and certain qualified retirement plans, it is anticipated that any income dividends or net capital gains distributions made by the Portfolio will be exempt from current federal income taxation if left to accumulate within the variable insurance contract or qualified retirement plan. The federal income tax status of your investment depends on the features of your qualified retirement plan or variable insurance contract.

PAYMENTS TO INSURERS, BROKER-DEALERS, AND OTHER FINANCIAL INTERMEDIARIES

Portfolio shares are generally available only through an insurer's variable contracts, or through certain employer or other retirement plans (Retirement Products). Retirement Products are generally purchased through a broker-dealer or other financial intermediary. The Portfolio or its distributor (and/or their related companies) may make payments to the insurer and/or its related companies for distribution and/or other services; some of the payments may go to broker-dealers and other financial intermediaries. These payments may create a conflict of interest for an intermediary, or be a factor in the insurer's decision to include the Portfolio as an underlying investment option in a variable contract. Ask your financial advisor, visit your intermediary's website, or consult your insurance contract prospectus for more information.

ADDITIONAL INFORMATION ABOUT THE PORTFOLIO

FEES AND EXPENSES

Please refer to the following important information when reviewing the “Fees and Expenses of the Portfolio” table in the Portfolio Summary of the Prospectus. The fees and expenses shown were determined based on average net assets as of the fiscal year ended December 31, 2018.

- “Annual Fund Operating Expenses” are paid out of the Portfolio’s assets and include fees for portfolio management and administrative services, including recordkeeping, subaccounting, and other shareholder services. You do not pay these fees directly but, as the Example in the Portfolio Summary shows, these costs are borne indirectly by all shareholders.
- The “Management Fee” is the investment advisory fee rate paid by the Portfolio to Janus Capital. Research Portfolio pays an investment advisory fee rate that adjusts up or down by a variable rate of up to 0.15% (assuming constant assets) on a monthly basis based upon the Portfolio’s performance relative to its benchmark index during a measurement period. This base fee rate, prior to any performance adjustment, is 0.64%. Refer to “Management Expenses” in this Prospectus for additional information with further description in the Statement of Additional Information (“SAI”).
- “Other Expenses”
 - include an administrative services fee of 0.05% of the average daily net assets to compensate insurance companies or other financial intermediaries for services provided to contract owners and plan participants.
 - include acquired fund fees and expenses, which are indirect expenses the Portfolio may incur as a result of investing in shares of an underlying fund. “Acquired Fund” refers to any underlying fund (including, but not limited to, exchange-traded funds) in which a portfolio invests or has invested during the period. To the extent that the Portfolio invests in Acquired Funds, the Portfolio’s “Total Annual Fund Operating Expenses” may not correlate to the “Ratio of gross expenses to average net assets” presented in the Financial Highlights table because that ratio includes only the direct operating expenses incurred by the Portfolio, not the indirect costs of investing in Acquired Funds. Such amounts are less than 0.01%.
 - may include reimbursement to Janus Services LLC (“Janus Services”), the Portfolio’s transfer agent, of its out-of-pocket costs for serving as transfer agent and providing servicing to shareholders, including servicing provided by third parties.
- All expenses in the Portfolio’s “Fees and Expenses of the Portfolio” table are shown without the effect of expense offset arrangements. Pursuant to such arrangements, credits realized as a result of uninvested cash balances are used to reduce custodian and transfer agent expenses.

ADDITIONAL INVESTMENT STRATEGIES AND GENERAL PORTFOLIO POLICIES

The Portfolio’s Board of Trustees (“Trustees”) may change the Portfolio’s investment objective or non-fundamental principal investment strategies without a shareholder vote. The Portfolio will notify you in writing at least 60 days before making any such change it considers material. If there is a material change to the Portfolio’s investment objective or principal investment strategies, you should consider whether the Portfolio remains an appropriate investment for you. There is no guarantee that the Portfolio will achieve its investment objective.

Unless otherwise stated, the following section provides additional information about the investment strategies and general policies that are summarized in the Portfolio Summary section, including the types of securities the Portfolio may invest in when pursuing its investment objective. This section also describes investment strategies and policies that the Portfolio may use to a lesser extent. These non-principal investment strategies and policies may become more important in the future since the Portfolio’s composition can change over time. Except for the Portfolio’s policies with respect to illiquid investments and borrowing, the percentage limitations included in these policies and elsewhere in this Prospectus and/or the SAI normally apply only at the time of purchase of a security. So, for example, if the Portfolio exceeds a limit as a result of market fluctuations or the sale of other securities, it will not be required to dispose of any securities. The “Glossary of Investment Terms” includes descriptions of investment terms used throughout the Prospectus.

Security Selection

Janus Capital’s equity research analysts, overseen by the Portfolio Oversight Team led by Janus Capital’s Director of Research Carmel Wellso (the “Research Team”), select investments for the Portfolio that reflect the Research Team’s high-conviction investment ideas in all market capitalizations, and styles. The Research Team, comprised of sector specialists, conducts fundamental analysis with a focus on “bottom up” research, quantitative modeling, and valuation analysis, and rate their stocks based upon attractiveness. Stocks considered to be attractive may have all or some of the following characteristics: 1)

good and preferably growing free cash flow, 2) strong and defensible market position, 3) healthy risk/return profile, 4) exemplary governance, and 5) attractive valuation. Analysts bring their high-conviction ideas to their respective sector teams. Sector teams compare the appreciation and risk potential of each of the team's high-conviction ideas and construct a sector portfolio that is intended to maximize the best risk-reward opportunities. Although the Research Team may find high-conviction investment ideas anywhere in the world with respect to the Portfolio, the Research Team emphasizes investments in securities of U.S.-based issuers for the Portfolio.

Positions may be sold when, among other things, there is no longer high conviction in the return potential of the investment or if the risk characteristics have caused a re-evaluation of the opportunity. This may occur if the stock has appreciated and reflects the anticipated value, if another company represents a better risk-reward opportunity, or if the investment's fundamental characteristics deteriorate. Securities may also be sold from the portfolio to rebalance sector weightings.

Cash Position

The Portfolio may not always stay fully invested. For example, when the investment personnel believe that market conditions are unfavorable for investing, or when they are otherwise unable to locate attractive investment opportunities, the Portfolio's cash or similar investments may increase. In other words, cash or similar investments generally are a residual – they represent the assets that remain after the Portfolio has committed available assets to desirable investment opportunities. When the Portfolio's investments in cash or similar investments increase, it may not participate in market advances or declines to the same extent that it would if the Portfolio remained more fully invested. To the extent the Portfolio invests its uninvested cash through a sweep program (meaning its uninvested cash is pooled with uninvested cash of other funds and invested in certain securities such as repurchase agreements), it is subject to the risks of the account or fund into which it is investing, including liquidity issues that may delay the Portfolio from accessing its cash.

In addition, the Portfolio may temporarily increase its cash position under certain unusual circumstances, such as to protect its assets or maintain liquidity in certain circumstances to meet unusually large redemptions. The Portfolio's cash position may also increase temporarily due to unusually large cash inflows. Under unusual circumstances such as these, the Portfolio may invest up to 100% of its assets in cash or similar investments. In this case, the Portfolio may take positions that are inconsistent with its investment policies. As a result, the Portfolio may not achieve its investment objective.

Emerging Markets

Within the parameters of its specific investment policies, the Portfolio may invest in securities of issuers or companies from or with exposure to one or more "developing countries" or "emerging market countries." Such countries include, but are not limited to, countries included in the MSCI Emerging Markets IndexSM.

Foreign Securities

The Portfolio may invest in foreign securities. The investment personnel seek investments that meet the selection criteria, regardless of where an issuer or company is located. Foreign securities are generally selected on a security-by-security basis without regard to any predetermined allocation among countries or geographic regions. However, certain factors, such as expected levels of inflation, government policies influencing business conditions, the outlook for currency relationships, and prospects for economic growth among countries, regions, or geographic areas, may warrant greater consideration in selecting foreign securities. There are no limitations on the countries in which the Portfolio may invest, and the Portfolio may at times have significant foreign exposure, including exposure to emerging markets.

High-Yield/High-Risk Bonds

A high-yield/high-risk bond (also known as a "junk" bond) is a bond rated below investment grade by major rating agencies (i.e., BB+ or lower by Standard & Poor's Ratings Services ("Standard & Poor's") and Fitch, Inc. ("Fitch"), or Ba or lower by Moody's Investors Service, Inc. ("Moody's")) or is an unrated bond of similar quality. It presents greater risk of default (the failure to make timely interest and principal payments) than higher quality bonds. To the extent the Portfolio invests in high-yield/high-risk bonds, under normal circumstances, the Portfolio will limit its investments in high-yield/high-risk bonds to 35% or less of its net assets.

Illiquid Investments

The Portfolio will not acquire any illiquid investment if, immediately after the acquisition, the Portfolio would have invested more than 15% of its net assets in illiquid investments. An illiquid investment is any investment that the Portfolio reasonably expects cannot be sold or disposed of in current market conditions in seven calendar days or less without the sale or

disposition significantly changing the market value of the investment. For example, some securities are not registered under U.S. securities laws and may be subject to limitations on resale (these are known as “restricted securities”).

Initial Public Offerings

An IPO is the first sale of stock by a private company to the public. IPOs are often issued by smaller, younger companies seeking the capital to expand, but can also be done by large privately-owned companies looking to become publicly traded.

Leverage

Certain of the Portfolio's investments, including derivatives and short sale transactions, involve the use of leverage. Leverage is investment exposure which exceeds the initial amount invested. Leverage occurs when the Portfolio increases its assets available for investment using reverse repurchase agreements or other similar transactions. In addition, other investment techniques, such as short sales and certain derivative transactions, can create a leveraging effect.

Portfolio Turnover

In general, the Portfolio intends to purchase securities for long-term investment, although, to a limited extent, the Portfolio may purchase securities in anticipation of relatively short-term gains. Short-term transactions may also result from liquidity needs, securities having reached a price or yield objective, changes in interest rates or the credit standing of an issuer, or by reason of economic or other developments not foreseen at the time of the initial investment decision. The Portfolio may also sell one security and simultaneously purchase the same or a comparable security to take advantage of short-term differentials in bond yields or securities prices. Portfolio turnover is affected by market conditions, changes in the size of the Portfolio (including due to shareholder purchases and redemptions), the nature of the Portfolio's investments, and the investment style of the investment personnel. Changes are normally made in the Portfolio's holdings whenever the investment personnel believe such changes are desirable. Portfolio turnover rates are generally not a factor in making buy and sell decisions for the Portfolio.

Increased portfolio turnover may result in higher costs for brokerage commissions, dealer mark-ups, and other transaction costs. Higher costs associated with increased portfolio turnover also may have a negative effect on the Portfolio's performance. The “Financial Highlights” section of this Prospectus shows the Portfolio's historical turnover rates.

Real Estate-Related Securities

The Portfolio may invest in equity and debt securities of real estate-related companies. Such companies may include those in the real estate industry or real estate-related industries. These securities may include common stocks, preferred stocks, and other securities, including, but not limited to, mortgage-backed securities, real estate-backed securities, securities of real estate investment trusts (“REITs”) and similar REIT-like entities. A REIT is a trust that invests in real estate-related projects, such as properties, mortgage loans, and construction loans. REITs are generally categorized as equity, mortgage, or hybrid REITs. A REIT may be listed on an exchange or traded over-the-counter.

Securities Lending

The Portfolio may seek to earn additional income through lending its securities to certain qualified broker-dealers and institutions on a short-term or long-term basis. The Portfolio may lend portfolio securities on a short-term or long-term basis, in an amount equal to up to one-third of its total assets as determined at the time of the loan origination. When the Portfolio lends its securities, it receives collateral (including cash collateral), at least equal to the value of securities loaned. The Portfolio may earn income by investing this collateral in one or more affiliated or non-affiliated cash management vehicles. It is also possible that, due to a decline in the value of a cash management vehicle in which collateral is invested, the Portfolio may lose money. There is also the risk that when portfolio securities are lent, the securities may not be returned on a timely basis, and the Portfolio may experience delays and costs in recovering the security or gaining access to the collateral provided to the Portfolio to collateralize the loan. If the Portfolio is unable to recover a security on loan, the Portfolio may use the collateral to purchase replacement securities in the market. There is a risk that the value of the collateral could decrease below the cost of the replacement security by the time the replacement investment is made, resulting in a loss to the Portfolio. Janus Capital intends to manage the cash collateral in an affiliated cash management vehicle and will receive an investment advisory fee for managing such assets.

Short Sales

The Portfolio may engage in short sales. No more than 10% of the Portfolio's net assets may be invested in short positions (through short sales of stocks, structured products, futures, swaps, and uncovered written calls). The Portfolio may engage in short sales “against the box” and options for hedging purposes that are not subject to this 10% limit. A short sale is generally

a transaction in which the Portfolio sells a security it does not own or have the right to acquire (or that it owns but does not wish to deliver) in anticipation that the market price of that security will decline. To complete the transaction, the Portfolio must borrow the security to make delivery to the buyer. The Portfolio is then obligated to replace the security borrowed by purchasing the security at the market price at the time of replacement. A short sale is subject to the risk that if the price of the security sold short increases in value, the Portfolio will incur a loss because it will have to replace the security sold short by purchasing it at a higher price. In addition, the Portfolio may not always be able to close out a short position at a particular time or at an acceptable price. A lender may request, or market conditions may dictate, that the securities sold short be returned to the lender on short notice, and the Portfolio may have to buy the securities sold short at an unfavorable price. If this occurs at a time that other short sellers of the same security also want to close out their positions, it is more likely that the Portfolio will have to cover its short sale at an unfavorable price and potentially reduce or eliminate any gain, or cause a loss, as a result of the short sale. Because there is no upper limit to the price a borrowed security may reach prior to closing a short position, the Portfolio's losses are potentially unlimited in a short sale transaction. The Portfolio's gains and losses will also be decreased or increased, as the case may be, by the amount of any dividends, interest, or expenses, including transaction costs and borrowing fees, the Portfolio may be required to pay in connection with a short sale. Such payments may result in the Portfolio having higher expenses than a portfolio that does not engage in short sales and may negatively affect the Portfolio's performance.

The Portfolio may also enter into short positions through derivative instruments such as options contracts, futures contracts, and swap agreements which may expose the Portfolio to similar risks. To the extent that the Portfolio enters into short derivative positions, the Portfolio may be exposed to risks similar to those associated with short sales, including the risk that the Portfolio's losses are theoretically unlimited. Short sales and short derivatives positions have a leveraging effect on the Portfolio, which may increase the Portfolio's volatility.

Special Situations

The Portfolio may invest in companies that demonstrate special situations or turnarounds, meaning companies that have experienced significant business problems but are believed to have favorable prospects for recovery. For example, a special situation or turnaround may arise when, in the opinion of the investment personnel, the securities of a particular issuer will be recognized as undervalued by the market and appreciate in value due to a specific development with respect to that issuer. Special situations may include significant changes in a company's allocation of its existing capital, a restructuring of assets, or a redirection of free cash flow. For example, issuers undergoing significant capital changes may include companies involved in spin-offs, sales of divisions, mergers or acquisitions, companies involved in bankruptcy proceedings, or companies initiating large changes in their debt to equity ratio. Companies that are redirecting cash flows may be reducing debt, repurchasing shares, or paying dividends. Special situations may also result from: (i) significant changes in industry structure through regulatory developments or shifts in competition; (ii) a new or improved product, service, operation, or technological advance; (iii) changes in senior management or other extraordinary corporate event; (iv) differences in market supply of and demand for the security; or (v) significant changes in cost structure. Investments in "special situations" companies can present greater risks than investments in companies not experiencing special situations, and the Portfolio's performance could be adversely impacted if the securities selected decline in value or fail to appreciate in value.

Swap Agreements

Certain portfolios may utilize swap agreements including, but not limited to, credit default swaps, equity swaps, inflation index swaps, interest rate and currency swaps, total return swaps (including fixed-income total return swaps), and swaps on exchange-traded funds, as a means to gain exposure to certain companies or countries, and/or to "hedge" or protect their holdings from adverse movements in securities prices, the rate of inflation, or interest rates. Swaps may also be used for capital appreciation. Swap agreements are two-party contracts to exchange one set of cash flows for another. Swap agreements entail the risk that a party will default on its payment obligations to a portfolio. If the other party to a swap defaults, the portfolio would risk the loss of the net amount of the payments that it contractually is entitled to receive. If a portfolio utilizes a swap at the wrong time or judges market conditions incorrectly, the swap may result in a loss to the portfolio and reduce the portfolio's total return. Various types of swaps such as credit default, equity, interest rate, and total return are described in the "Glossary of Investment Terms."

Other Types of Investments

Unless otherwise stated within its specific investment policies, the Portfolio may also invest in other types of domestic and foreign securities and use other investment strategies, as described in the "Glossary of Investment Terms." These securities and strategies are not intended to be principal investment strategies of the Portfolio. If successful, they may benefit the

Portfolio by earning a return on the Portfolio's assets or reducing risk; however, they may not achieve the Portfolio's investment objective. These securities and strategies may include:

- debt securities (such as bonds, notes, and debentures)
- other investment companies (such as exchange-traded funds)
- preferred stocks and securities convertible into common stocks or preferred stocks
- indexed/structured securities (such as commercial and residential mortgage- and asset-backed securities)
- various derivative transactions including, but not limited to, options, futures on U.S. and foreign exchanges, forwards, swap agreements, participatory notes, structured notes, and other types of derivatives individually or in combination for hedging purposes or for nonhedging purposes such as seeking to earn income and enhance return, to protect unrealized gains, or to avoid realizing losses; such techniques may also be used to adjust currency exposure relative to a benchmark index, to gain exposure to the market pending investment of cash balances, or to meet liquidity needs
- securities purchased on a when-issued, delayed delivery, or forward commitment basis
- equity and fixed-income securities issued in private placement transactions

RISKS OF THE PORTFOLIO

The value of your investment will vary over time, sometimes significantly, and you may lose money by investing in the Portfolio. To varying degrees, the Portfolio may invest in stocks, fixed-income securities, money market instruments or cash/cash equivalents, and derivatives. The following information is intended to help you better understand some of the risks of investing in the Portfolio, including those risks that are summarized in the Portfolio Summary section. This information also includes descriptions of other risks the Portfolio may be subject to as a result of additional investment strategies and general policies that may apply to the Portfolio. The impact of the following risks on the Portfolio may vary depending on the Portfolio's investments. The greater the Portfolio's investment in a particular security, the greater the Portfolio's exposure to the risks associated with that security. Before investing in the Portfolio, you should consider carefully the risks that you assume when investing in the Portfolio.

Counterparty Risk. Portfolio transactions involving a counterparty are subject to the risk that the counterparty or a third party will not fulfill its obligation to the Portfolio ("counterparty risk"). Counterparty risk may arise because of the counterparty's financial condition (i.e., financial difficulties, bankruptcy, or insolvency), market activities and developments, or other reasons, whether foreseen or not. A counterparty's inability to fulfill its obligation may result in significant financial loss to the Portfolio. The Portfolio may be unable to recover its investment from the counterparty or may obtain a limited recovery, and/or recovery may be delayed. The Portfolio may be exposed to counterparty risk to the extent it participates in lending its securities to third parties and/or cash sweep arrangements whereby the Portfolio's cash balance is invested in one or more types of cash management vehicles. In addition, the Portfolio may be exposed to counterparty risk through its investments in certain securities, including, but not limited to, repurchase agreements, debt securities, and derivatives (including various types of swaps, futures, and options). The Portfolio intends to enter into financial transactions with counterparties that Janus Capital believes to be creditworthy at the time of the transaction. There is always the risk that Janus Capital's analysis of a counterparty's creditworthiness is incorrect or may change due to market conditions. To the extent that the Portfolio focuses its transactions with a limited number of counterparties, it will have greater exposure to the risks associated with one or more counterparties.

Derivatives Risk. Derivatives can be highly volatile and involve risks in addition to the risks of the underlying referenced securities or asset. Gains or losses from a derivative investment can be substantially greater than the derivative's original cost, and can therefore involve leverage. Leverage may cause the Portfolio to be more volatile than if it had not used leverage. Derivatives can be complex instruments and may involve analysis that differs from that required for other investment types used by the Portfolio. If the value of a derivative does not correlate well with the particular market or other asset class to which the derivative is intended to provide exposure, the derivative may not produce the anticipated result. Derivatives can also reduce the opportunity for gain or result in losses by offsetting positive returns in other investments. Derivatives can be less liquid than other types of investments and entail the risk that the counterparty will default on its payment obligations. If the counterparty to a derivative transaction defaults, the Portfolio would risk the loss of the net amount of the payments that

it contractually is entitled to receive. To the extent the Portfolio enters into short derivative positions, the Portfolio may be exposed to risks similar to those associated with short sales, including the risk that the Portfolio's losses are theoretically unlimited.

Emerging Markets Risk. Within the parameters of its specific investment policies, the Portfolio may invest in securities of issuers or companies from or with exposure to one or more "developing countries" or "emerging market countries." Such countries include, but are not limited to, countries included in the MSCI Emerging Markets IndexSM. To the extent that the Portfolio invests a significant amount of its assets in one or more of these countries, its returns and net asset value may be affected to a large degree by events and economic conditions in such countries. The risks of foreign investing are heightened when investing in emerging markets, which may result in the price of investments in emerging markets experiencing sudden and sharp price swings. In many developing markets, there is less government supervision and regulation of business and industry practices (including the potential lack of strict finance and accounting controls and standards), stock exchanges, brokers, and listed companies than in more developed markets, making these investments potentially more volatile in price and less liquid than investments in developed securities markets, resulting in greater risk to investors. There is a risk in developing countries that a future economic or political crisis could lead to price controls, forced mergers of companies, expropriation or confiscatory taxation, imposition or enforcement of foreign ownership limits, seizure, nationalization, sanctions or imposition of restrictions by various governmental entities on investment and trading, or creation of government monopolies, any of which may have a detrimental effect on the Portfolio's investments. The securities markets of many of these countries may also be smaller, less liquid, and subject to greater price volatility than those in the United States. In the event of a default on any investments in foreign debt obligations, it may be more difficult for the Portfolio to obtain or to enforce a judgment against the issuers of such securities. In addition, the Portfolio's investments may be denominated in foreign currencies and therefore, changes in the value of a country's currency compared to the U.S. dollar may affect the value of the Portfolio's investments. To the extent that the Portfolio invests a significant portion of its assets in the securities of emerging markets issuers in or companies of a single country or region, it is more likely to be impacted by events or conditions affecting that country or region, which could have a negative impact on the Portfolio's performance. The Portfolio may be subject to emerging markets risk to the extent that it invests in securities of issuers or companies which are not considered to be from emerging markets, but which have customers, products, or transactions associated with emerging markets. Some of the risks of investing directly in foreign and emerging market securities may be reduced when the Portfolio invests indirectly in foreign securities through various other investment vehicles including derivatives, which also involve other risks.

Eurozone Risk. A number of countries in the European Union ("EU") have experienced, and may continue to experience, severe economic and financial difficulties. In particular, many EU nations are susceptible to economic risks associated with high levels of debt, notably due to investments in sovereign debt of countries such as Greece, Italy, Spain, Portugal, and Ireland. As a result, financial markets in the EU have been subject to increased volatility and declines in asset values and liquidity. Responses to these financial problems by European governments, central banks, and others, including austerity measures and reforms, may not work, may result in social unrest, and may limit future growth and economic recovery or have other unintended consequences. Further defaults or restructurings by governments and others of their debt could have additional adverse effects on economies, financial markets, and asset valuations around the world. Greece, Ireland, and Portugal have already received one or more "bailouts" from other Eurozone member states, and it is unclear how much additional funding they will require or if additional Eurozone member states will require bailouts in the future. The risk of investing in securities in the European markets may also be heightened due to the referendum in which the United Kingdom voted to exit the EU (commonly known as "Brexit"). There is considerable uncertainty about how Brexit will be conducted, how negotiations of necessary treaties and trade agreements will proceed, or how financial markets will react. In addition, one or more other countries may also abandon the euro and/or withdraw from the EU, placing its currency and banking system in jeopardy. The impact of these actions, especially if they occur in a disorderly fashion, is not clear but could be significant and far-reaching. To the extent that the Portfolio has exposure to European markets or to transactions tied to the value of the euro, these events could negatively affect the value and liquidity of the Portfolio's investments. All of these developments may continue to significantly affect the economies of all EU countries, which in turn may have a material adverse effect on the Portfolio's investments in such countries, other countries that depend on EU countries for significant amounts of trade or investment, or issuers with exposure to debt issued by certain EU countries.

Foreign Exposure Risk. Within the parameters of its specific investment policies, the Portfolio may invest in foreign debt and equity securities either indirectly (e.g., depositary receipts, depositary shares, and passive foreign investment companies) or directly in foreign markets, including emerging markets. With respect to investments in securities of issuers or companies that

are economically tied to different countries throughout the world, securities may be deemed to be economically tied to a particular country based on such factors as the issuer's country of incorporation, primary listing, and other factors including, but not limited to operations, revenues, headquarters, management, and shareholder base. Investments in foreign securities, including securities of foreign and emerging market governments, may involve greater risks than investing in domestic securities because the Portfolio's performance may depend on factors other than the performance of a particular company. These factors include:

- **Currency Risk.** As long as the Portfolio holds a foreign security, its value will be affected by the value of the local currency relative to the U.S. dollar. When the Portfolio sells a foreign currency denominated security, its value may be worth less in U.S. dollars even if the security increases in value in its home country. U.S. dollar-denominated securities of foreign issuers may also be affected by currency risk, as the value of these securities may also be affected by changes in the issuer's local currency.
- **Political and Economic Risk.** Foreign investments may be subject to heightened political and economic risks, particularly in emerging markets which may have relatively unstable governments, immature economic structures, national policies restricting investments by foreigners, social instability, and different and/or developing legal systems. In some countries, there is the risk that the government may take over the assets or operations of a company or that the government may impose withholding and other taxes or limits on the removal of the Portfolio's assets from that country. In addition, the economies of emerging markets may be predominantly based on only a few industries, may be highly vulnerable to changes in local or global trade conditions, and may suffer from extreme and volatile debt burdens or inflation rates.
- **Regulatory Risk.** There may be less government supervision of foreign markets. As a result, foreign issuers may not be subject to the uniform accounting, auditing, and financial reporting standards and practices applicable to domestic issuers, and there may be less publicly available information about foreign issuers.
- **Foreign Market Risk.** Foreign securities markets, particularly those of emerging market countries, may be less liquid and more volatile than domestic markets. These securities markets may trade a small number of securities, may have a limited number of issuers and a high proportion of shares, or may be held by a relatively small number of persons or institutions. Local securities markets may be unable to respond effectively to increases in trading volume, potentially making prompt liquidation of substantial holdings difficult or impossible at times. It is also possible that certain markets may require payment for securities before delivery, and delays may be encountered in settling securities transactions. In some foreign markets, there may not be protection against failure by other parties to complete transactions. It may not be possible for the Portfolio to repatriate capital, dividends, interest, and other income from a particular country or governmental entity. In addition, securities of issuers located in or economically tied to countries with emerging markets may have limited marketability and may be subject to more abrupt or erratic price movements which could also have a negative effect on the Portfolio. Such factors may hinder the Portfolio's ability to buy and sell emerging market securities in a timely manner, affecting the Portfolio's investment strategies and potentially affecting the value of the Portfolio.
- **Geographic Concentration Risk.** To the extent that the Portfolio invests a substantial amount of its assets in issuers located in a single country or region, the economic, political, social, regulatory, or other developments or conditions within such country or region will generally have a greater effect on the Portfolio than they would on a more geographically diversified fund, which may result in greater losses and volatility. Adverse developments in certain regions could also adversely affect securities of other countries whose economies appear to be unrelated and could have a negative impact on the Portfolio's performance.
- **Transaction Costs.** Costs of buying, selling, and holding foreign securities, including brokerage, tax, and custody costs, may be higher than those involved in domestic transactions.

High-Yield/High-Risk Bond Risk. High-yield/high-risk bonds (also known as "junk" bonds) are bonds rated below investment grade by the primary rating agencies such as Standard & Poor's, Fitch, and Moody's or are unrated bonds of similar quality. The value of lower quality bonds generally is more dependent on credit risk than investment grade bonds. Issuers of high-yield/high-risk bonds may not be as strong financially as those issuing bonds with higher credit ratings and are more vulnerable to real or perceived economic changes, political changes, or adverse developments specific to the issuer. In addition, the junk bond market can experience sudden and sharp price swings.

Please refer to the "Explanation of Rating Categories" section of the SAI for a description of bond rating categories.

Industry Risk. Industry risk is the possibility that a group of related securities will decline in price due to industry-specific developments. Companies in the same or similar industries may share common characteristics and are more likely to react similarly to industry-specific market or economic developments. The Portfolio's investments, if any, in multiple companies in a particular industry or economic sector may increase the Portfolio's exposure to industry risk.

Initial Public Offering Risk. A portfolio's purchase of shares issued in an initial public offering ("IPO") exposes it to the risks associated with companies that have little operating history as public companies, as well as to the risks inherent in those sectors of the market where these new issuers operate. Attractive IPOs are often oversubscribed and may not be available to the portfolio, or may be available only in very limited quantities. The market for IPO issuers has been volatile, and share prices of newly public companies have fluctuated up and down significantly over short periods of time. Although IPO investments may have had a positive impact on certain portfolios' performance in the past, there can be no assurance that the portfolio will identify favorable IPO investment opportunities in the future. In addition, under certain market conditions, a relatively small number of companies may issue securities in IPOs. Similarly, as the number of portfolios to which IPO securities are allocated increases, the number of securities issued to any one portfolio may decrease. In addition, as the portfolio increases in size, the impact of IPOs on the portfolio's performance will generally decrease.

Leverage Risk. Engaging in transactions using leverage or those having a leveraging effect subjects the Portfolio to certain risks. Leverage can magnify the effect of any gains or losses, causing the Portfolio to be more volatile than if it had not been leveraged. Certain commodity-linked derivatives may subject the Portfolio to leveraged market exposure to commodities. In addition, the Portfolio's assets that are used as collateral to secure short sale transactions may decrease in value while the short positions are outstanding, which may force the Portfolio to use its other assets to increase collateral. There is no assurance that a leveraging strategy will be successful.

Liquidity Risk. The Portfolio may invest in securities or instruments that do not trade actively or in large volumes, and may make investments that are less liquid than other investments. Also, the Portfolio may make investments that may become less liquid in response to market developments or adverse investor perceptions. Investments that are illiquid or that trade in lower volumes may be more difficult to value. When there is no willing buyer and investments cannot be readily sold at the desired time or price, the Portfolio may have to accept a lower price or may not be able to sell the security or instrument at all. Investments in foreign securities, particularly those of issuers located in emerging market countries, tend to have greater exposure to liquidity risk than domestic securities. In unusual market conditions, even normally liquid securities may be affected by a degree of liquidity risk (i.e., if the number and capacity of traditional market participants is reduced). An inability to sell one or more portfolio positions can adversely affect the Portfolio's value or prevent the Portfolio from being able to take advantage of other investment opportunities.

Liquidity risk may also refer to the risk that the Portfolio will not be able to pay redemption proceeds within the allowable time period because of unusual market conditions, an unusually high volume of redemption requests, or other reasons. While the Portfolio may pay redemptions in-kind, the Portfolio may instead choose to raise cash to meet redemption requests through the sale of portfolio securities or permissible borrowings. If the Portfolio is forced to sell securities at an unfavorable time and/or under unfavorable conditions, such sales may adversely affect the Portfolio's net asset value and may increase brokerage costs.

Management Risk. The Portfolio is an actively managed investment portfolio and is therefore subject to the risk that the investment strategies employed for the Portfolio may fail to produce the intended results. The Portfolio may underperform its benchmark index or other mutual funds with similar investment objectives.

Because the Portfolio may invest substantially all of its assets in common stocks, the main risk is the risk that the value of the stocks it holds might decrease in response to the activities of an individual company or in response to general market and/or economic conditions. If this occurs, the Portfolio's share price may also decrease.

The Portfolio may use short sales, futures, options, swap agreements (including, but not limited to, equity, interest rate, credit default, and total return), and other derivative instruments individually or in combination to "hedge" or protect its portfolio from adverse movements in securities prices and interest rates. The Portfolio may also use a variety of currency hedging techniques, including the use of forward currency contracts, to manage currency risk. There is no guarantee that the investment personnel's use of derivative investments will benefit the Portfolio. The Portfolio's performance could be worse than if the Portfolio had not used such instruments. Use of such investments may instead increase risk to the Portfolio, rather than reduce risk.

The Portfolio's performance may also be significantly affected, positively or negatively, by the investment personnel's use of certain types of investments, such as foreign (non-U.S.) securities, non-investment grade bonds (also known as "junk" bonds), initial public offerings, or securities of companies with relatively small market capitalizations. Note that the investment personnel's use of such investments may have a magnified performance impact on a portfolio with a small asset base and the portfolio may not experience similar performance as its assets grow.

Market Risk. The value of the Portfolio's holdings may decrease if the value of an individual company or security, or multiple companies or securities, in the Portfolio decreases or if the investment personnel's belief about a company's intrinsic worth is incorrect. Further, regardless of how well individual companies or securities perform, the value of the Portfolio's holdings could also decrease if there are deteriorating economic or market conditions, including, but not limited to, a general decline in prices on the stock markets, a general decline in real estate markets, a decline in commodities prices, or if the market favors different types of securities than the types of securities in which the Portfolio invests. If the value of the Portfolio's holdings decreases, the Portfolio's net asset value will also decrease, which means if you sell your shares in the Portfolio you may lose money. Market risk may affect a single issuer, industry, economic sector, or the market as a whole.

Real Estate Securities Risk. To the extent it holds equity and/or debt securities of real estate-related companies, the Portfolio may be affected by the risks associated with real estate investments. The value of securities of companies in real estate and real estate-related industries, including securities of REITs, is sensitive to decreases in real estate values and rental income, property taxes, interest rates, tax and regulatory requirements, overbuilding/supply and demand, increased competition, local and general economic conditions, increases in operating costs, environmental liabilities, management skill in running a REIT, and the creditworthiness of the REIT. In addition, mortgage REITs and mortgage-backed securities are subject to prepayment risk. Mortgage-backed securities comprised of subprime mortgages and investments in other real estate-backed securities comprised of under-performing real estate assets also may be subject to a higher degree of credit risk, valuation risk, and liquidity risk. If the Portfolio has REIT investments, the Portfolio's shareholders will indirectly bear their proportionate share of the REIT's expenses, in addition to their proportionate share of the Portfolio's expenses.

REIT Risk. To the extent that the Portfolio holds REITs, it may be subject to the additional risks associated with REIT investments. The ability to trade REITs in the secondary market can be more limited compared to other equity investments, and certain REITs have relatively small market capitalizations, which can increase the volatility of the market price for their securities. REITs are also subject to heavy cash flow dependency to allow them to make distributions to their shareholders. The prices of equity REITs are affected by changes in the value of the underlying property owned by the REITs and changes in capital markets and interest rates. The prices of mortgage REITs are affected by the quality of any credit they extend, the creditworthiness of the mortgages they hold, as well as by the value of the property that secures the mortgages. Equity REITs and mortgage REITs generally are not diversified and are subject to heavy cash flow dependency, defaults by borrowers, and self-liquidation. There is also the risk that borrowers under mortgages held by a REIT or lessees of a property that a REIT owns may be unable to meet their obligations to the REIT. In the event of a default by a borrower or lessee, the REIT may incur substantial costs associated with protecting its investments. Certain "special purpose" REITs in which the Portfolio may invest focus their assets in specific real property sectors, such as hotels, shopping malls, nursing homes, or warehouses, and are therefore subject to the specific risks associated with adverse developments in these sectors.

Small- and Mid-Sized Companies Risk. The Portfolio's investments in securities issued by small- and mid-sized companies, which can include smaller, start-up companies offering emerging products or services, may involve greater risks than are customarily associated with larger, more established companies. For example, while small- and mid-sized companies may realize more substantial growth than larger or more established issuers, they may also suffer more significant losses as a result of their narrow product lines, limited operating history, greater exposure to competitive threats, limited financial resources, limited trading markets, and the potential lack of management depth. Securities issued by small- and mid-sized companies tend to be more volatile and somewhat more speculative than securities issued by larger or more established companies and may underperform as compared to the securities of larger or more established companies. These holdings are also subject to wider price fluctuations and tend to be less liquid than stocks of larger or more established companies, which could have a significant adverse effect on the Portfolio's returns, especially as market conditions change.

Warrants and Rights Risk. The price, performance and liquidity of warrants and rights to purchase equity securities are typically linked to the underlying stock. These instruments have many characteristics of convertible securities and, similarly, will react to variations in the general market for equity securities. Rights are similar to warrants, but normally have a short duration and are distributed directly by the issuer to its shareholders. Rights and warrants have no voting rights, receive no dividends and have no rights with respect to the assets of the issuer.

MANAGEMENT OF THE PORTFOLIO

INVESTMENT ADVISER

Janus Capital Management LLC, 151 Detroit Street, Denver, Colorado 80206-4805, is the investment adviser to the Portfolio. Janus Capital is responsible for the day-to-day management of the Portfolio's investment portfolio and furnishes continuous advice and recommendations concerning the Portfolio's investments. Janus Capital also provides certain administration and other services and is responsible for other business affairs of the Portfolio.

Janus Capital (together with its predecessors and affiliates) has served as investment adviser to Janus Henderson mutual funds since 1970 and currently serves as investment adviser to all of the Janus Henderson funds, acts as subadviser for a number of private-label mutual funds, and provides separate account advisory services for institutional accounts and other unregistered products.

The Trust and Janus Capital have received an exemptive order from the Securities and Exchange Commission ("SEC") that permits Janus Capital, subject to the approval of the Trustees, to appoint or replace certain subadvisers to manage all or a portion of the Portfolio's assets and enter into, amend, or terminate a subadvisory agreement with certain subadvisers without obtaining shareholder approval (a "manager-of-managers structure"). The manager-of-managers structure applies to subadvisers that are not affiliated with the Trust or Janus Capital ("non-affiliated subadvisers"), as well as any subadviser that is an indirect or direct "wholly-owned subsidiary" (as such term is defined by the Investment Company Act of 1940, as amended) of Janus Capital or of another company that, indirectly or directly, wholly owns Janus Capital (collectively, "wholly-owned subadvisers").

Pursuant to the order, Janus Capital, with the approval of the Trustees, has the discretion to terminate any subadviser and allocate and, as appropriate, reallocate the Portfolio's assets among Janus Capital and any other non-affiliated subadvisers or wholly-owned subadvisers (including terminating a non-affiliated subadviser and replacing it with a wholly-owned subadviser). To the extent that the Portfolio's assets are allocated to one or more subadvisers, Janus Capital, subject to oversight by the Trustees, would have the responsibility to oversee such subadviser(s) to the Portfolio and to recommend for approval by the Trustees, the hiring, termination, and replacement of a subadviser for the Portfolio. In the event that Janus Capital hires a subadviser pursuant to the manager-of-managers structure, the Portfolio would provide shareholders with information about the subadviser and subadvisory agreement within 90 days.

Janus Capital furnishes certain administration, compliance, and accounting services to the Portfolio, including providing office space for the Portfolio and providing personnel to serve as officers to the Portfolio. The Portfolio reimburses Janus Capital for certain of its costs in providing these services (to the extent Janus Capital seeks reimbursement and such costs are not otherwise waived). These costs include some or all of the salaries, fees, and expenses of Janus Capital employees and Portfolio officers, including the Portfolio's Chief Compliance Officer and compliance staff, that provide specified administration and compliance services to the Portfolio. The Portfolio pays these costs based on out-of-pocket expenses incurred by Janus Capital, and these costs are separate and apart from advisory fees and other expenses paid in connection with the investment advisory services Janus Capital provides to the Portfolio.

MANAGEMENT EXPENSES

The Portfolio pays Janus Capital an investment advisory fee and incurs expenses, including administrative services fees payable pursuant to the Transfer Agency Agreement, any other transfer agent and custodian fees and expenses, legal and auditing fees, printing and mailing costs of sending reports and other information to existing shareholders, and Independent Trustees' fees and expenses. The Portfolio's investment advisory fee is calculated daily and paid monthly. The Portfolio's advisory agreement details the investment advisory fee and other expenses that the Portfolio must pay.

Research Portfolio pays an investment advisory fee rate that may adjust up or down based on the Portfolio's performance relative to the cumulative investment record of its benchmark index over a rolling 36-month performance measurement period.

The table below reflects the Portfolio's base fee rate (expressed as an annual rate), as well as the actual investment advisory fee rate paid by the Portfolio to Janus Capital. The third column shows the full performance rate for outperformance or underperformance during the measurement period relative to the Portfolio's benchmark index. The fourth column shows the performance adjusted investment advisory fee rate, which is equal to the Portfolio's base fee rate plus or minus the performance adjustment over the period. This fourth column shows the actual amount of the investment advisory fee rate paid by the Portfolio as of the end of the fiscal year.

As an example, if the Portfolio outperformed its benchmark index over the performance measurement period by its full performance rate (listed in the table below), the advisory fee would increase by 0.15% (assuming constant assets). Conversely, if the Portfolio underperformed its benchmark index over the performance measurement period by its full performance rate (listed in the table below), the advisory fee would decrease by 0.15% (assuming constant assets). Actual performance within the full range of the full performance rate may result in positive or negative incremental adjustments to the advisory fee of greater or less than 0.15%. Additional details discussing the performance fee are included below with further description in the SAI.

Portfolio Name	Base Fee Rate (%)	Full Performance Rate vs. Benchmark Index	Performance Adjusted/Actual Investment Advisory Fee Rate (%) (for the fiscal year ended December 31, 2018)
Research Portfolio	0.64	± 5.00%	0.48

The investment advisory fee rate is determined by calculating a base fee (shown in the previous table) and applying a performance adjustment (described in further detail below). The performance adjustment either increases or decreases the base fee depending on how well the Portfolio has performed relative to its benchmark index. Previously, the benchmark index used to calculate the Portfolio's performance was the Core Growth Index utilizing the full performance rate of $\pm 4.50\%$. Effective May 1, 2017, the full performance rate for Research Portfolio changed to $\pm 5.00\%$ and the benchmark index used for purposes of calculating the performance adjustment changed from the Core Growth Index to the Russell 1000[®] Growth Index. Details regarding the implementation of the new benchmark index are contained in the SAI.

The calculation of the performance adjustment applies as follows:

Investment Advisory Fee = Base Fee Rate \pm Performance Adjustment

The investment advisory fee rate paid to Janus Capital by the Portfolio consists of two components: (1) a base fee calculated by applying the contractual fixed rate of the advisory fee to the Portfolio's average daily net assets during the previous month ("Base Fee Rate"), plus or minus (2) a performance-fee adjustment ("Performance Adjustment") calculated by applying a variable rate of up to 0.15% (positive or negative) to the Portfolio's average daily net assets based on the Portfolio's relative performance compared to the cumulative investment record of its benchmark index over a 36-month rolling performance measurement period.

No Performance Adjustment is applied unless the difference between the Portfolio's investment performance and the cumulative investment record of the Portfolio's benchmark index is 0.50% or greater (positive or negative) during the applicable performance measurement period. The Base Fee Rate is subject to an upward or downward Performance Adjustment for every full 0.50% increment by which the Portfolio outperforms or underperforms its benchmark index. Because the Performance Adjustment is tied to the Portfolio's relative performance compared to its benchmark index (and not its absolute performance), the Performance Adjustment could increase Janus Capital's fee even if the Portfolio's Shares lose value during the performance measurement period and could decrease Janus Capital's fee even if the Portfolio's Shares increase in value during the performance measurement period. For purposes of computing the Base Fee Rate and the Performance Adjustment, net assets are averaged over different periods (average daily net assets during the previous month for the Base Fee Rate, versus average daily net assets during the performance measurement period for the Performance Adjustment). Performance of the Portfolio is calculated net of expenses whereas the Portfolio's benchmark index does not have any fees or expenses. Reinvestment of dividends and distributions is included in calculating both the performance of the Portfolio and the Portfolio's benchmark index. The Base Fee Rate is calculated and accrued daily. The Performance Adjustment is calculated monthly in arrears and is accrued throughout the month. The investment fee is paid monthly in arrears. Under extreme circumstances involving underperformance by a rapidly shrinking Portfolio, the dollar amount of the Performance Adjustment could be more than the dollar amount of the Base Fee Rate. In such circumstances, Janus Capital would reimburse the Portfolio.

The investment performance of the Portfolio's Service Shares for the performance measurement period is used to calculate the Performance Adjustment. After Janus Capital determines whether the Portfolio's performance was above or below its benchmark index by comparing the investment performance of the Portfolio's Service Shares against the cumulative

investment record of the Portfolio's benchmark index, Janus Capital applies the same Performance Adjustment (positive or negative) across each other class of shares of the Portfolio, as applicable. It is not possible to predict the effect of the Performance Adjustment on future overall compensation to Janus Capital since it depends on the performance of the Portfolio relative to the record of the Portfolio's benchmark index and future changes to the size of the Portfolio.

A discussion regarding the basis for the Trustees' approval of the Portfolio's investment advisory agreement is included in the Portfolio's annual report (for the period ending December 31) or semiannual report (for the period ending June 30) to shareholders. You can request the Portfolio's annual or semiannual reports (as they become available), free of charge, by contacting your plan sponsor, broker-dealer, or financial intermediary, or by contacting a Janus Henderson representative at 1-877-335-2687. The reports are also available, free of charge, at janushenderson.com/VIT.

INVESTMENT PERSONNEL

Research Portfolio

The Research Team (Janus Capital's equity research analysts overseen by the Portfolio Oversight Team led by Carmel Wellso) selects investments for Research Portfolio and has done so since May 2017.

Carmel Wellso is Janus Capital's Director of Research and Executive Vice President of the Portfolio. Ms. Wellso is primarily responsible for the day-to-day operations of the Portfolio. She leads the Portfolio Oversight Team that reviews the Portfolio's risks, overall structure, and guidelines and has done so since December 2014. Ms. Wellso is also Portfolio Manager of other Janus Henderson accounts. She joined Janus Capital in June 2008 as a research analyst. Ms. Wellso holds a Bachelor's degree in English Literature and Business Administration from Marquette University and a Master of Business Administration degree from the Thunderbird School of Global Management.

Information about Ms. Wellso's compensation structure and other accounts managed, as well as the range of her individual ownership of securities, and the aggregate range of her individual ownership in all mutual funds advised by Janus Capital, is included in the SAI.

Conflicts of Interest

Janus Capital manages other funds and numerous other accounts, which may include separate accounts and other pooled investment vehicles, such as hedge funds. Side-by-side management of multiple accounts, including the management of a cash collateral pool for securities lending and investing the Janus Henderson funds' cash, may give rise to conflicts of interest among those accounts, and may create potential risks, such as the risk that investment activity in one account may adversely affect another account. For example, short sale activity in an account could adversely affect the market value of long positions in one or more other accounts (and vice versa). Side-by-side management may raise additional potential conflicts of interest relating to the allocation of investment opportunities and the aggregation and allocation of trades. Additionally, Janus Capital is the adviser to the Janus Capital "funds of funds," which are funds that invest primarily in other mutual funds managed by Janus Capital. Because Janus Capital is the adviser to the Janus Capital "funds of funds" and the Janus Henderson funds, it is subject to certain potential conflicts of interest when allocating the assets of a Janus Capital "fund of funds" among such Janus Henderson funds. To the extent that the Portfolio is an underlying fund in a Janus Capital "fund of funds," a potential conflict of interest arises when allocating the assets of the Janus Capital "fund of funds" to the Portfolio. Purchases and redemptions of fund shares by a Janus Capital "fund of funds" due to reallocations or rebalancings may result in a fund having to sell securities or invest cash when it otherwise would not do so. Such transactions could accelerate the realization of taxable income if sales of securities resulted in gains. In addition, redemptions by a Janus Capital "fund of funds" could cause actual expenses to increase, or could result in the Portfolio's current expenses being allocated over a smaller asset base, which may lead to an increase in the Portfolio's expense ratio. The impact of these transactions is likely to be greater when a Janus Capital "fund of funds" purchases, redeems, or owns a substantial portion of the Portfolio's shares. A further discussion of potential conflicts of interest and a discussion of certain procedures intended to mitigate such potential conflicts are contained in the Portfolio's SAI.

OTHER INFORMATION

CLASSES OF SHARES

Only Institutional Shares are offered by this Prospectus. The Shares are available only in connection with investment in and payments under variable insurance contracts, as well as certain qualified retirement plans. Service Shares are offered only in connection with investment in and payments under variable insurance contracts, as well as certain qualified retirement plans, that require a fee from Portfolio assets to procure distribution and/or administrative services to contract owners and plan participants. Because the expenses of each class may differ, the performance of each class is expected to differ. If you would like additional information about the Service Shares, please call 1-800-525-0020. In addition, for an analysis of fees associated with an investment in either share class or other similar funds, please visit www.finra.org/fundalyzer.

CLOSED PORTFOLIO POLICIES

The Portfolio may limit sales of its Shares to new investors. If sales of the Portfolio are limited, it is expected that existing shareholders invested in the Portfolio would be permitted to continue to purchase Shares through their existing Portfolio accounts and to reinvest any dividends or capital gains distributions in such accounts, absent highly unusual circumstances. Requests for new accounts into a closed portfolio would be reviewed by management, taking into consideration eligibility requirements and whether the addition to the portfolio is believed to negatively impact existing portfolio shareholders. The closed portfolio may decline opening new accounts, including eligible new accounts, if it would be in the best interests of the portfolio and its shareholders. If applicable, additional information regarding general policies and exceptions can be found in a closed portfolio's prospectuses and in the "Shares of the Trust" section of the SAI.

LIQUIDATION/REORGANIZATION OF A PORTFOLIO

It is important to know that, pursuant to the Trust's Amended and Restated Trust Instrument, the Trustees have the authority to merge, liquidate, and/or reorganize a portfolio into another portfolio without seeking shareholder vote or consent.

DISTRIBUTION OF THE PORTFOLIO

The Portfolio is distributed by Janus Distributors LLC dba Janus Henderson Distributors ("Janus Henderson Distributors"), which is a member of the Financial Industry Regulatory Authority, Inc. ("FINRA"). To obtain information about FINRA member firms and their associated persons, you may contact FINRA at www.finra.org, or 1-800-289-9999.

DISTRIBUTIONS AND TAXES

DISTRIBUTIONS

To avoid taxation of the Portfolio, the Internal Revenue Code of 1986, as amended (the “Internal Revenue Code”) requires the Portfolio to distribute all or substantially all of its net investment income and any net capital gains realized on its investments at least annually. The Portfolio’s income from certain dividends, interest, and any net realized short-term capital gains are paid to shareholders as ordinary income dividends. Net realized long-term capital gains, if any, are paid to shareholders as capital gains distributions, regardless of how long Shares of the Portfolio have been held. Distributions are made at the class level, so they may vary from class to class within a single portfolio.

Distribution Schedule

Dividends for the Portfolio are normally declared and distributed in June and December. Capital gains are normally declared and distributed in June. However, in certain situations it may be necessary for the Portfolio to declare and distribute capital gains in December. If necessary, dividends and net capital gains may be distributed at other times as well. Unless otherwise instructed, distributions of net investment income and net capital gains, if any, are automatically reinvested in additional Shares of the Portfolio.

How Distributions Affect the Portfolio’s NAV

Distributions are paid to shareholders as of the record date of a distribution of the Portfolio, regardless of how long the shares have been held. Undistributed dividends and net capital gains are included in the Portfolio’s daily net asset value (“NAV”). The share price of the Portfolio drops by the amount of the distribution, net of any subsequent market fluctuations. For example, assume that on December 31, the Portfolio declared a dividend in the amount of \$0.25 per share. If the Portfolio’s share price was \$10.00 on December 30, the Portfolio’s share price on December 31 would be \$9.75, barring market fluctuations.

TAXES

Taxes on Distributions

Because Shares of the Portfolio may be purchased only through variable insurance contracts and certain qualified retirement plans, it is anticipated that any income dividends or net capital gains distributions made by the Portfolio will be exempt from current federal income taxation if left to accumulate within the variable insurance contract or qualified retirement plan. Generally, withdrawals from such contracts or plans may be subject to federal income tax at ordinary income rates and, if withdrawals are made from a retirement plan before age 59½, a 10% penalty tax may be imposed. The federal income tax status of your investment depends on the features of your qualified retirement plan or variable insurance contract. Further information may be found in your plan documents or in the prospectus of the separate account offering such contract.

Taxation of the Portfolio

Dividends, interest, and some capital gains received by the Portfolio on foreign securities may be subject to foreign tax withholding or other foreign taxes. If the Portfolio is eligible, it may from year to year make the election permitted under Section 853 of the Internal Revenue Code to pass through such taxes to shareholders as a foreign tax credit. If such an election is not made, any foreign taxes paid or accrued will represent an expense to the Portfolio.

The Portfolio does not expect to pay any federal income or excise taxes because it intends to meet certain requirements of the Internal Revenue Code. In addition, because the Shares of the Portfolio are sold in connection with variable insurance contracts, the Portfolio intends to satisfy the diversification requirements applicable to insurance company separate accounts under the Internal Revenue Code. If the Portfolio invests in partnerships, it may be subject to state tax liabilities.

SHAREHOLDER'S GUIDE

Investors may not purchase or redeem Shares of the Portfolio directly. Shares may be purchased or redeemed only through variable insurance contracts offered by the separate accounts of participating insurance companies or through certain qualified retirement plans. **Refer to the prospectus for the participating insurance company's separate account or your plan documents for instructions on purchasing or selling variable insurance contracts and on how to select the Portfolio as an investment option for a contract or a qualified retirement plan.**

With certain exceptions, the Portfolio is generally available only to shareholders residing in the United States and employees of Janus Capital or its affiliates. For purposes of this policy, the Portfolio requires that a shareholder and/or entity be a U.S. citizen residing in the United States or a U.S. Territory (including overseas U.S. military or diplomatic addresses) or a resident alien residing in the United States or a U.S. Territory with a valid U.S. Taxpayer Identification Number to open an account with the Portfolio.

PRICING OF PORTFOLIO SHARES

The per share NAV for each class is computed by dividing the total value of assets allocated to the class, less liabilities allocated to that class, by the total number of outstanding shares of the class. The Portfolio's NAV is calculated as of the close of the regular trading session of the New York Stock Exchange ("NYSE") (normally 4:00 p.m. New York time) each day that the NYSE is open ("business day"). However, the time at which the Portfolio's NAV is calculated may be changed if trading on the NYSE is restricted, the NYSE closes at a different time, or as permitted by the SEC. Foreign securities held by the Portfolio may be traded on days and at times when the NYSE is closed and the NAV is therefore not calculated. Accordingly, the value of the Portfolio's holdings may change on days that are not business days in the United States and on which you will not be able to purchase or redeem the Portfolio's Shares.

All purchases and redemptions will be duly processed at the NAV next calculated after your request is received in good order by the Portfolio or its agents. In order to receive a day's price, your order must be received in good order by the Portfolio (or insurance company or plan sponsor) or its agents by the close of the regular trading session of the NYSE.

Securities held by the Portfolio are valued in accordance with policies and procedures established by and under the oversight of the Trustees. To the extent available, equity securities are generally valued on the basis of market quotations. Most fixed-income securities are typically valued using an evaluated bid price supplied by an approved pricing service that is intended to reflect market value. The evaluated bid price is an evaluation that may consider factors such as security prices, yields, maturities, and ratings. Certain short-term instruments maturing within 60 days or less may be valued at amortized cost, which approximates market value. If a market quotation or evaluated price for a security is not readily available or is deemed unreliable, or if an event that is expected to affect the value of the security occurs after the close of the principal exchange or market on which the security is traded, and before the close of the NYSE, a fair value of the security will be determined in good faith under the policies and procedures. Such events include, but are not limited to: (i) a significant event that may affect the securities of a single issuer, such as a merger, bankruptcy, or significant issuer-specific development; (ii) an event that may affect an entire market, such as a natural disaster or significant governmental action; (iii) a non-significant event such as a market closing early or not opening, or a security trading halt; and (iv) pricing of a non-valued security and a restricted or non-public security. This type of fair value pricing may be more commonly used with foreign equity securities, but it may also be used with, among other things, thinly-traded domestic securities or fixed-income securities. Special valuation considerations may apply with respect to "odd-lot" fixed-income transactions which, due to their small size, may receive evaluated prices by pricing services which reflect a large block trade and not what actually could be obtained for the odd-lot position. For valuation purposes, quotations of foreign portfolio securities, other assets and liabilities, and forward contracts stated in foreign currency are generally translated into U.S. dollar equivalents at the prevailing market rates. The Portfolio uses systematic fair valuation models provided by an independent pricing service to value foreign equity securities in order to adjust for stale pricing, which may occur between the close of certain foreign exchanges and the close of the NYSE.

Due to the subjective nature of systematic fair value pricing, the Portfolio's value for a particular security may be different from the last quoted market price. Systematic fair value pricing may reduce arbitrage activity involving the frequent buying and selling of mutual fund shares by investors seeking to take advantage of a perceived lag between a change in the value of the Portfolio's securities and the reflection of such change in the Portfolio's NAV, as further described in the "Excessive Trading" section of this Prospectus. While funds that invest in foreign securities may be at a greater risk for arbitrage activity, such activity may also arise in funds which do not invest in foreign securities, for example, when trading in a security held by a portfolio is halted and does not resume prior to the time the portfolio calculates its NAV (referred to as "stale pricing"). Portfolios that hold thinly-traded securities, such as certain small-capitalization securities or high-yield fixed-income

securities, may be subject to attempted use of arbitrage techniques. To the extent that the Portfolio's valuation of a security is different from the security's market value, short-term arbitrage traders buying and/or selling shares of the Portfolio may dilute the NAV of the Portfolio, which negatively impacts long-term shareholders. The Portfolio's fair value pricing and excessive trading policies and procedures may not completely eliminate short-term trading in certain omnibus accounts and other accounts traded through intermediaries.

The value of the securities of other open-end funds held by the Portfolio, if any, will be calculated using the NAV of such open-end funds, and the prospectuses for such open-end funds explain the circumstances under which they use fair value pricing and the effects of using fair value pricing.

ADMINISTRATIVE FEES

Janus Services receives an administrative services fee at an annual rate of 0.05% of the average daily net assets of the Portfolio for arranging for the provision by participating insurance companies and qualified plan service providers of administrative services, including recordkeeping, subaccounting, order processing, or other shareholder services provided on behalf of contract holders or plan participants investing in the Portfolio. Other shareholder services may include the provision of order confirmations, periodic account statements, forwarding prospectuses, shareholder reports, and other materials to existing customers, and answering inquiries regarding accounts. Janus Services expects to use this entire fee to compensate insurance companies and qualified plan service providers for providing these services to their customers who invest in the Portfolio.

PAYMENTS TO FINANCIAL INTERMEDIARIES BY JANUS CAPITAL OR ITS AFFILIATES

From its own assets, Janus Capital or its affiliates pay fees to selected insurance companies, qualified plan service providers or their affiliates, or other financial intermediaries that distribute, market, or promote the Portfolio or perform related services for contract owners and plan participants. The amount of these payments is determined from time to time by Janus Capital, may be substantial, and may differ for different financial intermediaries. Janus Capital and its affiliates consider a number of factors in making payments to financial intermediaries.

Janus Capital or its affiliates may pay fees, from their own assets, to selected insurance companies, qualified plan service providers, and other financial intermediaries for providing recordkeeping, subaccounting, transaction processing, and other shareholder or administrative services (including payments for processing transactions via the National Securities Clearing Corporation ("NSCC") or other means) in connection with investments in the Janus Henderson funds. These fees are in addition to any fees that may be paid by the Janus Henderson funds for these types of services or other services.

In addition, Janus Capital or its affiliates periodically share certain marketing expenses with selected intermediaries, or pay for or sponsor informational meetings, seminars, client awareness events, support for marketing materials, sales reporting, or business building programs for such intermediaries to raise awareness of the Portfolio. Janus Capital or its affiliates make payments to participate in selected intermediary marketing support programs which may provide Janus Capital or its affiliates with one or more of the following benefits: attendance at sales conferences, participation in meetings or training sessions, access to or information about intermediary personnel, use of an intermediary's marketing and communication infrastructure, fund analysis tools, data, business planning and strategy sessions with intermediary personnel, information on industry- or platform-specific developments, trends and service providers, and other marketing-related services. Such payments may be in addition to, or in lieu of, the fees described above. These payments are intended to promote the sales of Janus Henderson funds and to reimburse financial intermediaries, directly or indirectly, for the costs that they or their salespersons incur in connection with educational seminars, meetings, and training efforts about the Janus Henderson funds to enable the intermediaries and their salespersons to make suitable recommendations, provide useful services, and maintain the necessary infrastructure to make the Janus Henderson funds available to their customers.

The receipt of (or prospect of receiving) fees or reimbursements and other forms of compensation described above may provide a financial intermediary and its salespersons with an incentive to favor sales of Janus Henderson funds' shares over sales of other mutual funds (or non-mutual fund investments) or to favor sales of one class of Janus Henderson funds' shares over sales of another Janus Henderson funds' share class, with respect to which the financial intermediary does not receive such payments or receives them in a lower amount. The receipt of these payments may cause certain financial intermediaries to elevate the prominence of the Janus Henderson funds within such financial intermediary's organization by, for example, placement on a list of preferred or recommended funds and/or the provision of preferential or enhanced opportunities to promote the Janus Henderson funds in various ways within such financial intermediary's organization.

From time to time, certain financial intermediaries approach Janus Capital to request that Janus Capital make contributions to certain charitable organizations. In these cases, Janus Capital's contribution may result in the financial intermediary, or its salespersons, recommending Janus Henderson funds over other mutual funds (or non-mutual fund investments).

The payment arrangements described above will not change the price a contract owner or plan participant pays for Shares nor the amount that a Janus Henderson fund receives to invest on behalf of the contract owner or plan participant. You should consider whether such arrangements exist when evaluating any recommendations from an intermediary to purchase or sell Shares of the Portfolio and, if applicable, when considering which share class of the Portfolio is most appropriate for you. Please contact your insurance company or plan sponsor for details on such arrangements.

PURCHASES

Purchases of Shares may be made only by the separate accounts of insurance companies for the purpose of funding variable insurance contracts or by certain qualified retirement plans. Refer to the prospectus of the appropriate insurance company separate account or your plan documents for information on how to invest in the Shares of the Portfolio. Under certain circumstances, the Portfolio may permit an in-kind purchase of Shares. Participating insurance companies and certain other designated organizations are authorized to receive purchase orders on the Portfolio's behalf. As discussed under "Payments to Financial Intermediaries by Janus Capital or its Affiliates," Janus Capital and its affiliates may make payments to selected insurance companies, qualified plan service providers, or their affiliates, or other financial intermediaries that were instrumental in the acquisition or retention of accounts for the Portfolio or that provide services in connection with investments in the Portfolio. You should consider such arrangements when evaluating any recommendation of the Portfolio.

The Portfolio reserves the right to reject any purchase order, including exchange purchases, for any reason. The Portfolio is not intended for excessive trading. For more information about the Portfolio's policy on excessive trading, refer to "Excessive Trading."

The Portfolio may discontinue sales to a qualified plan and require plan participants with existing investments in the Shares to redeem those investments if the plan loses (or in the opinion of Janus Capital, is at risk of losing) its qualified plan status.

In compliance with the Uniting and Strengthening America by Providing Appropriate Tools Required to Intercept and Obstruct Terrorism Act of 2001 ("USA PATRIOT Act"), your insurance company or plan sponsor is required to verify certain information on your account application as part of its Anti-Money Laundering Program. You will be required to provide your full name, date of birth, Social Security number, and permanent street address to assist in verifying your identity. You may also be asked to provide documents that may help to establish your identity. Until verification of your identity is made, your insurance company or plan sponsor may temporarily limit additional share purchases. In addition, your insurance company or plan sponsor may close an account if they are unable to verify a shareholder's identity. Please contact your insurance company or plan sponsor if you need additional assistance when completing your application or additional information about the insurance company or plan sponsor's Anti-Money Laundering Program.

In an effort to ensure compliance with this law, Janus Capital's Anti-Money Laundering Program (the "Program") provides for the development of internal practices, procedures and controls, designation of anti-money laundering compliance officers, an ongoing training program, and an independent audit function to determine the effectiveness of the Program.

Potential Conflicts

Although the Portfolio does not currently anticipate any disadvantages to policy owners because the Portfolio offers its Shares to unaffiliated variable annuity and variable life separate accounts of insurance companies that are unaffiliated with Janus Capital and to certain qualified retirement plans, there is a possibility that a material conflict may arise. The Trustees monitor events in an effort to identify any disadvantages or material irreconcilable conflicts and to determine what action, if any, should be taken in response. If a material disadvantage or conflict is identified, the Trustees may require one or more insurance company separate accounts or qualified plans to withdraw its investments in the Portfolio or substitute Shares of another portfolio. If this occurs, the Portfolio may be forced to sell its securities at disadvantageous prices. In addition, the Portfolio may refuse to sell its Shares to any separate account or qualified plan or may suspend or terminate the offering of the Portfolio's Shares if such action is required by law or regulatory authority or is in the best interests of the Portfolio's shareholders. It is possible that a qualified plan investing in the Portfolio could lose its qualified plan status under the Internal Revenue Code, which could have adverse tax consequences on insurance company separate accounts investing in the Portfolio. Janus Capital intends to monitor such qualified plans, and the Portfolio may discontinue sales to a qualified plan

and require plan participants with existing investments in the Portfolio to redeem those investments if a plan loses (or in the opinion of Janus Capital is at risk of losing) its qualified plan status.

REDEMPTIONS

Redemptions, like purchases, may be effected only through the separate accounts of participating insurance companies or through certain qualified retirement plans. Please refer to the appropriate separate account prospectus or plan documents for details.

Shares of the Portfolio may be redeemed on any business day on which the Portfolio's NAV is calculated. Redemptions are duly processed at the NAV next calculated after your redemption order is received in good order by the Portfolio or its agents. Redemption proceeds will normally be sent within two business days following receipt of the redemption order. The Portfolio typically expects to meet redemption requests by paying out proceeds from cash or cash equivalent portfolio holdings, or by selling portfolio holdings. In stressed market conditions, and other appropriate circumstances, redemption methods may include borrowing funds or redeeming in-kind.

The Portfolio reserves the right to postpone payment of redemption proceeds for up to seven calendar days. Additionally, the right to require the Portfolio to redeem its Shares may be suspended, or the date of payment may be postponed beyond seven calendar days, whenever: (i) trading on the NYSE is restricted, as determined by the SEC, or the NYSE is closed (except for holidays and weekends); (ii) the SEC permits such suspension and so orders; or (iii) an emergency exists as determined by the SEC so that disposal of securities or determination of NAV is not reasonably practicable.

Large Shareholder Redemptions

Certain large shareholders, such as other portfolios, participating insurance companies, accounts, and Janus Capital affiliates, may from time to time own (beneficially or of record) or control a significant percentage of the Portfolio's Shares. Redemptions by these large shareholders of their holdings in the Portfolio may cause the Portfolio to sell securities at times when it would not otherwise do so, which may negatively impact the Portfolio's NAV and liquidity. Similarly, large Portfolio share purchases may adversely affect the Portfolio's performance to the extent that the Portfolio is delayed in investing new cash and is required to maintain a larger cash position than it ordinarily would. A large shareholder purchase or redemption may also increase transaction costs. In addition, a large redemption could result in the Portfolio's current expenses being allocated over a smaller asset base, which could lead to an increase in the Portfolio's expense ratio.

Redemptions In-Kind

Shares normally will be redeemed for cash, although the Portfolio retains the right to redeem some or all of its shares in-kind under unusual circumstances, in order to protect the interests of remaining shareholders, to accommodate a request by a particular shareholder that does not adversely affect the interests of the remaining shareholders, or in connection with the liquidation of a portfolio, by delivery of securities selected from its assets at its discretion. However, the Portfolio is required to redeem shares solely for cash up to the lesser of \$250,000 or 1% of the NAV of the Portfolio during any 90-day period for any one shareholder. Should redemptions by any shareholder exceed such limitation, the Portfolio will have the option of redeeming the excess in cash or in-kind. In-kind payment means payment will be made in portfolio securities rather than cash, and may potentially include illiquid investments. Illiquid investments may not be able to be sold quickly or at a price that reflects full value, or there may not be a market for such investments, which could cause the redeeming shareholder to realize losses on the investment if it is sold at a price lower than that at which it had been valued. If the Portfolio makes an in-kind payment, the redeeming shareholder might incur brokerage or other transaction costs to convert the securities to cash, whereas such costs are borne by the Portfolio for cash redemptions.

While the Portfolio may pay redemptions in-kind, the Portfolio may instead choose to raise cash to meet redemption requests through the sale of portfolio securities or permissible borrowings. If the Portfolio is forced to sell securities at an unfavorable time and/or under unfavorable conditions, such sales may adversely affect the Portfolio's NAV and may increase brokerage costs.

EXCESSIVE TRADING

Excessive and Short-Term Trading Policies and Procedures

The Trustees have adopted policies and procedures with respect to short-term and excessive trading of Portfolio shares ("excessive trading"). The Portfolio is intended for long-term investment purposes, and the Portfolio will take reasonable steps

to attempt to detect and deter short-term and excessive trading. Transactions placed in violation of the Portfolio's excessive trading policies and procedures may be cancelled or rescinded by the Portfolio by the next business day following receipt by the Portfolio. The trading history of accounts determined to be under common ownership or control within any of the Janus Henderson funds may be considered in enforcing these policies and procedures. As described below, however, the Portfolio may not be able to identify all instances of excessive trading or completely eliminate the possibility of excessive trading. In particular, it may be difficult to identify excessive trading in certain omnibus accounts and other accounts traded through intermediaries (such as insurance companies or plan sponsors). By their nature, omnibus accounts, in which purchases and redemptions of the Portfolio's shares by multiple investors are aggregated by the intermediary and presented to the Portfolio on a net basis, may effectively conceal the identity of individual investors and their transactions from the Portfolio and its agents. This makes the elimination of excessive trading in the accounts impractical without the assistance of the intermediary.

The Janus Henderson funds attempt to deter excessive trading through at least the following methods:

- trade monitoring; and
- fair valuation of securities as described under "Pricing of Portfolio Shares."

The Portfolio monitors for patterns of shareholder short-term trading and may suspend or permanently terminate the purchase and exchange privilege (if permitted by your insurance company or plan sponsor) of any investor who is identified as having a pattern of short-term trading. The Portfolio at all times reserves the right to reject any purchase or exchange request and to modify or terminate the purchase and exchange privileges for any investor for any reason without prior notice, in particular, if the trading activity in the account(s) is deemed to be disruptive to the Portfolio. For example, the Portfolio may refuse a purchase order if the investment personnel believe they would be unable to invest the money effectively in accordance with the Portfolio's investment policies or the Portfolio would otherwise be adversely affected due to the size of the transaction, frequency of trading, or other factors.

The Portfolio's Trustees may approve from time to time a redemption fee to be imposed by any Janus Henderson fund, subject to 60 days' notice to shareholders of that fund.

Investors who place transactions through the same insurance company or plan sponsor on an omnibus basis may be deemed part of a group for the purpose of the Portfolio's excessive trading policies and procedures and may be rejected in whole or in part by the Portfolio. The Portfolio, however, cannot always identify or reasonably detect excessive trading that may be facilitated by insurance companies or plan sponsors or made difficult to identify through the use of omnibus accounts by those intermediaries that transmit purchase, exchange, and redemption orders to the Portfolio, and thus the Portfolio may have difficulty curtailing such activity. Transactions accepted by an insurance company or plan sponsor in violation of the Portfolio's excessive trading policies may be cancelled or revoked by the Portfolio by the next business day following receipt by the Portfolio.

In an attempt to detect and deter excessive trading in omnibus accounts, the Portfolio or its agents may require intermediaries to impose restrictions on the trading activity of accounts traded through those intermediaries. Such restrictions may include, but are not limited to, requiring that trades be placed by U.S. mail, prohibiting future purchases by investors who have recently redeemed Portfolio shares, requiring intermediaries to report information about customers who purchase and redeem large amounts, and similar restrictions. The Portfolio's ability to impose such restrictions with respect to accounts traded through particular intermediaries may vary depending on the systems' capabilities, applicable contractual and legal restrictions, and cooperation of those intermediaries.

Generally, the Portfolio's excessive trading policies and procedures do not apply to (i) a money market fund, although money market funds at all times reserve the right to reject any purchase request (including exchange purchases, if permitted by your insurance company or plan sponsor) for any reason without prior notice; (ii) transactions in the Janus Henderson funds by a Janus Capital "fund of funds," which is a fund that primarily invests in other Janus Henderson mutual funds; (iii) periodic rebalancing and identifiable transactions by certain funds of funds and asset allocation programs to realign portfolio investments with existing target allocations; and (iv) systematic purchase, exchange, or redemption programs.

The Portfolio's policies and procedures regarding excessive trading may be modified at any time by the Portfolio's Trustees.

Excessive Trading Risks

Excessive trading may present risks to the Portfolio's long-term shareholders. Excessive trading into and out of the Portfolio may disrupt portfolio investment strategies, may create taxable gains to remaining Portfolio shareholders, and may increase

Portfolio expenses, all of which may negatively impact investment returns for all remaining shareholders, including long-term shareholders.

Portfolios that invest in foreign securities may be at a greater risk for excessive trading. Investors may attempt to take advantage of anticipated price movements in securities held by a portfolio based on events occurring after the close of a foreign market that may not be reflected in the portfolio's NAV (referred to as "price arbitrage"). Such arbitrage opportunities may also arise in portfolios which do not invest in foreign securities, for example, when trading in a security held by a portfolio is halted and does not resume prior to the time the portfolio calculates its NAV (referred to as "stale pricing"). Portfolios that hold thinly-traded securities, such as certain small-capitalization securities, may be subject to attempted use of arbitrage techniques. To the extent that the Portfolio's valuation of a security differs from the security's market value, short-term arbitrage traders may dilute the NAV of the Portfolio, which negatively impacts long-term shareholders. Although the Portfolio has adopted valuation policies and procedures intended to reduce the Portfolio's exposure to price arbitrage, stale pricing, and other potential pricing inefficiencies, under such circumstances there is potential for short-term arbitrage trades to dilute the value of shares held by the Portfolio.

Although the Portfolio takes steps to detect and deter excessive trading pursuant to the policies and procedures described in this Prospectus and approved by the Trustees, there is no assurance that these policies and procedures will be effective in limiting excessive trading in all circumstances. For example, the Portfolio may be unable to completely eliminate the possibility of excessive trading in certain omnibus accounts and other accounts traded through intermediaries. Omnibus accounts may effectively conceal the identity of individual investors and their transactions from the Portfolio and its agents. This makes the Portfolio's identification of excessive trading transactions in the Portfolio through an omnibus account difficult and makes the elimination of excessive trading in the account impractical without the assistance of the intermediary. Moreover, the contract between an insurance company and the owner of a variable insurance contract may govern the frequency with which the contract owner may cause the insurance company to purchase or redeem shares of the Portfolio. Although the Portfolio encourages intermediaries to take necessary actions to detect and deter excessive trading, some intermediaries may be unable or unwilling to do so, and accordingly, the Portfolio cannot eliminate completely the possibility of excessive trading.

Shareholders that invest through an omnibus account should be aware that they may be subject to the policies and procedures of their insurance company or plan sponsor with respect to excessive trading in the Portfolio.

AVAILABILITY OF PORTFOLIO HOLDINGS INFORMATION

The Mutual Fund Holdings Disclosure Policies and Procedures adopted by Janus Capital and all mutual funds managed within the Janus Henderson fund complex are designed to be in the best interests of the portfolios and to protect the confidentiality of the portfolios' holdings. The following describes policies and procedures with respect to disclosure of portfolio holdings.

- **Full Holdings.** The Portfolio is required to disclose its complete holdings in the quarterly holdings report on Form N-Q within 60 days of the end of the first and third fiscal quarters, and in the annual report and semiannual report to Portfolio shareholders. These reports (i) are available on the SEC's website at <http://www.sec.gov>; (ii) may be reviewed and copied at the SEC's Public Reference Room in Washington, D.C. (information on the Public Reference Room may be obtained by calling 1-800-SEC-0330); and (iii) are available without charge, upon request, by calling a Janus Henderson representative at 1-877-335-2687 (toll free). Portfolio holdings consisting of at least the names of the holdings are generally available on a monthly basis with a 30-day lag. Holdings are generally posted approximately two business days thereafter under Full Holdings for the Portfolio at janushenderson.com/VIT.
- **Top Holdings.** The Portfolio's top portfolio holdings, in order of position size and as a percentage of the Portfolio's total portfolio, are available monthly with a 15-day lag and on a calendar quarter-end basis with a 15-day lag.
- **Other Information.** The Portfolio may occasionally provide security breakdowns (e.g., industry, sector, regional, market capitalization, and asset allocation), top performance contributors/detractors, and specific portfolio level performance attribution information and statistics monthly with a 15-day lag and on a calendar quarter-end basis with a 15-day lag. Top performance contributors/detractors may include the percentage of contribution/detraction to Portfolio performance.

Full portfolio holdings will remain available on the Janus Henderson websites at least until a Form N-CSR or Form N-Q is filed with the SEC for the period that includes the date as of which the website information is current. Janus Capital may

exclude from publication on its websites all or any portion of portfolio holdings or change the time periods of disclosure as deemed necessary to protect the interests of the Janus Henderson funds. Under extraordinary circumstances, exceptions to the Mutual Fund Holdings Disclosure Policies and Procedures may be made by Janus Capital's Chief Investment Officer(s) or their delegates. All exceptions shall be preapproved by the Chief Compliance Officer or her designee. Such exceptions may be made without prior notice to shareholders. A summary of the Portfolio's holdings disclosure policies and procedures, which includes a discussion of any exceptions, is contained in the Portfolio's SAI.

SHAREHOLDER COMMUNICATIONS

Your insurance company or plan sponsor is responsible for providing annual and semiannual reports, including the financial statements of the Portfolio. These reports show the Portfolio's investments and the market value of such investments, as well as other information about the Portfolio and its operations. Please contact your insurance company or plan sponsor to obtain these reports. The Trust's fiscal year ends December 31.

FINANCIAL HIGHLIGHTS

The financial highlights table is intended to help you understand the Portfolio's financial performance for the period ended December 31 of the fiscal years shown. Items "Net asset value, beginning of period" through "Net asset value, end of period" reflect financial results for a single Portfolio Share. The gross expense ratio reflects expenses prior to any expense offset arrangement and waivers (reimbursements), if applicable. The net expense ratio reflects expenses after any expense offset arrangement and waivers (reimbursements), if applicable. The information shown for the fiscal years ended December 31 has been audited by PricewaterhouseCoopers LLP, whose report, along with the Portfolio's financial statements, is included in the Annual Report, which is available upon request, and incorporated by reference into the SAI.

The total returns in the table represent the rate that an investor would have earned (or lost) on an investment in the Institutional Shares of the Portfolio (assuming reinvestment of all dividends and distributions) but do not include charges and expenses attributable to any insurance product. If these charges and expenses had been included, the performance for the years shown would be lower. "Total return" information may include adjustments in accordance with generally accepted accounting principles. As a result, returns may differ from returns for shareholder transactions.

Research Portfolio – Institutional Shares

	Years ended December 31				
	2018	2017	2016	2015	2014
Net asset value, beginning of period	\$36.51	\$28.93	\$30.84	\$35.76	\$34.20
<i>Income from investment operations:</i>					
Net investment income/(loss) ⁽¹⁾	0.19	0.16	0.14	0.17	0.15
Net gain/(loss) on securities (both realized and unrealized)	(0.94)	7.87	(0.03)	1.92	4.08
Total from investment operations	(0.75)	8.03	0.11	2.09	4.23
<i>Less distributions:</i>					
Dividends (from net investment income)	(0.21)	(0.13)	(0.16)	(0.23)	(0.13)
Distributions (from capital gains)	(1.85)	(0.32)	(1.86)	(6.78)	(2.54)
Total distributions	(2.06)	(0.45)	(2.02)	(7.01)	(2.67)
Net asset value, end of period	\$33.70	\$36.51	\$28.93	\$30.84	\$35.76
Total return	(2.58)%	27.88%	0.50%	5.35%	12.99%
Net assets, end of period (in thousands)	\$328,803	\$379,048	\$330,516	\$380,663	\$431,838
Average net assets for the period (in thousands)	\$380,194	\$360,896	\$353,738	\$413,393	\$420,607
Ratio of gross expenses to average net assets	0.58%	0.61%	0.62%	0.71%	0.55%
Ratio of net expenses to average net assets	0.58%	0.61%	0.62%	0.71%	0.55%
Ratio of net investment income/(loss) to average net assets	0.50%	0.48%	0.47%	0.49%	0.44%
Portfolio turnover rate	47%	55%	58%	54%	60%

(1) Per share amounts are calculated using the average shares outstanding method.

GLOSSARY OF INVESTMENT TERMS

This glossary provides a more detailed description of some of the types of securities, investment strategies, and other instruments in which the Portfolio may invest, as well as some general investment terms. The Portfolio may invest in these instruments to the extent permitted by its investment objective and policies. The Portfolio is not limited by this discussion and may invest in any other types of instruments not precluded by the policies discussed elsewhere in this Prospectus.

EQUITY AND DEBT SECURITIES

Average-Weighted Effective Maturity is a measure of a bond's maturity. The stated maturity of a bond is the date when the issuer must repay the bond's entire principal value to an investor. Some types of bonds may also have an "effective maturity" that is shorter than the stated date due to prepayment or call provisions. Securities without prepayment or call provisions generally have an effective maturity equal to their stated maturity. Average-weighted effective maturity is calculated by averaging the effective maturity of bonds held by a Portfolio with each effective maturity "weighted" according to the percentage of net assets that it represents.

Bank loans include institutionally-traded floating and fixed-rate debt securities generally acquired as a participation interest in or assignment of a loan originated by a lender or financial institution. Assignments and participations involve credit, interest rate, and liquidity risk. Interest rates on floating rate securities adjust with interest rate changes and/or issuer credit quality. If a Portfolio purchases a participation interest, it may only be able to enforce its rights through the lender and may assume the credit risk of both the borrower and the lender. There are also risks involved in purchasing assignments. If a loan is foreclosed, a Portfolio may become part owner of any collateral securing the loan and may bear the costs and liabilities associated with owning and disposing of any collateral. The Portfolio could be held liable as a co-lender. In addition, there is no assurance that the liquidation of any collateral from a secured loan would satisfy a borrower's obligations or that any collateral could be liquidated. A Portfolio may have difficulty trading assignments and participations to third parties or selling such securities in secondary markets, which in turn may affect the Portfolio's NAV.

Bonds are debt securities issued by a company, municipality, government, or government agency. The issuer of a bond is required to pay the holder the amount of the loan (or par value of the bond) at a specified maturity and to make scheduled interest payments.

Certificates of Participation ("COPs") are certificates representing an interest in a pool of securities. Holders are entitled to a proportionate interest in the underlying securities. Municipal lease obligations are often sold in the form of COPs.

Commercial paper is a short-term debt obligation with a maturity ranging from 1 to 270 days issued by banks, corporations, and other borrowers to investors seeking to invest idle cash. A Portfolio may purchase commercial paper issued in private placements under Section 4(2) of the Securities Act of 1933, as amended (the "1933 Act").

Common stocks are equity securities representing shares of ownership in a company and usually carry voting rights and earn dividends. Unlike preferred stock, dividends on common stock are not fixed but are declared at the discretion of the issuer's board of directors.

Convertible securities are preferred stocks or bonds that pay a fixed dividend or interest payment and are convertible into common stock at a specified price or conversion ratio.

Debt securities are securities representing money borrowed that must be repaid at a later date. Such securities have specific maturities and usually a specific rate of interest or an original purchase discount.

Depository receipts are receipts for shares of a foreign-based corporation that entitle the holder to dividends and capital gains on the underlying security. Receipts include those issued by domestic banks (American Depositary Receipts), foreign banks (Global or European Depositary Receipts), and broker-dealers (depository shares).

Duration is a measurement of price sensitivity to interest rate changes. Unlike average maturity, duration reflects both principal and interest payments. Generally, the higher the coupon rate on a bond, the lower its duration will be. The duration of a bond portfolio is calculated by averaging the duration of bonds held by a Portfolio with each duration "weighted" according to the percentage of net assets that it represents. Because duration accounts for interest payments, a Portfolio's duration is usually shorter than its average maturity. Securities with longer durations tend to be more sensitive to changes in interest rates, and are usually more volatile than securities with shorter duration. For example, the price of a bond portfolio

with an average duration of five years would be expected to fall approximately 5% if interest rates rose by one percentage point. A Portfolio with a longer portfolio duration is more likely to experience a decrease in its share price as interest rates rise.

Equity securities generally include domestic and foreign common stocks; preferred stocks; securities convertible into common stocks or preferred stocks; warrants to purchase common or preferred stocks; and other securities with equity characteristics.

Exchange-traded funds (“ETFs”) are index-based investment companies which hold substantially all of their assets in securities with equity characteristics. As a shareholder of another investment company, a Portfolio would bear its pro rata portion of the other investment company’s expenses, including advisory fees, in addition to the expenses the Portfolio bears directly in connection with its own operations.

Fixed-income securities are securities that pay a specified rate of return. The term generally includes short- and long-term government, corporate, and municipal obligations that pay a specified rate of interest, dividends, or coupons for a specified period of time. Coupon and dividend rates may be fixed for the life of the issue or, in the case of adjustable and floating rate securities, for a shorter period.

High-yield/high-risk bonds are bonds that are rated below investment grade by the primary rating agencies (i.e., BB+ or lower by Standard & Poor’s and Fitch, or Ba or lower by Moody’s). Other terms commonly used to describe such bonds include “lower rated bonds,” “non-investment grade bonds,” and “junk bonds.”

Mortgage- and asset-backed securities are shares in a pool of mortgages or other debt instruments. These securities are generally pass-through securities, which means that principal and interest payments on the underlying securities (less servicing fees) are passed through to shareholders on a pro rata basis. These securities involve prepayment risk, which is the risk that the underlying mortgages or other debt may be refinanced or paid off prior to their maturities during periods of declining interest rates. In that case, a Portfolio may have to reinvest the proceeds from the securities at a lower rate. Potential market gains on a security subject to prepayment risk may be more limited than potential market gains on a comparable security that is not subject to prepayment risk.

Mortgage dollar rolls are transactions in which a Portfolio sells a mortgage-related security, such as a security issued by Government National Mortgage Association, to a dealer and simultaneously agrees to purchase a similar security (but not the same security) in the future at a predetermined price. A “dollar roll” can be viewed as a collateralized borrowing in which a Portfolio pledges a mortgage-related security to a dealer to obtain cash.

Municipal securities are bonds or notes issued by a U.S. state or political subdivision. A municipal security may be a general obligation backed by the full faith and credit (i.e., the borrowing and taxing power) of a municipality or a revenue obligation paid out of the revenues of a designated project, facility, or revenue source.

Pass-through securities are shares or certificates of interest in a pool of debt obligations that have been repackaged by an intermediary, such as a bank or broker-dealer.

Passive foreign investment companies (“PFICs”) are any foreign corporations which generate certain amounts of passive income or hold certain amounts of assets for the production of passive income. Passive income includes dividends, interest, royalties, rents, and annuities. To avoid taxes and interest that a Portfolio must pay if these investments are profitable, the Portfolio may make various elections permitted by the tax laws. These elections could require that a Portfolio recognize taxable income, which in turn must be distributed, before the securities are sold and before cash is received to pay the distributions.

Pay-in-kind bonds are debt securities that normally give the issuer an option to pay cash at a coupon payment date or give the holder of the security a similar bond with the same coupon rate and a face value equal to the amount of the coupon payment that would have been made.

Preferred stocks are equity securities that generally pay dividends at a specified rate and have preference over common stock in the payment of dividends and liquidation. Preferred stock generally does not carry voting rights.

Real estate investment trust (“REIT”) is an investment trust that operates through the pooled capital of many investors who buy its shares. Investments are in direct ownership of either income property or mortgage loans.

Rule 144A securities are securities that are not registered for sale to the general public under the 1933 Act, but that may be resold to certain institutional investors.

Standby commitment is a right to sell a specified underlying security or securities within a specified period of time and at an exercise price equal to the amortized cost of the underlying security or securities plus accrued interest, if any, at the time of exercise, that may be sold, transferred, or assigned only with the underlying security or securities. A standby commitment entitles the holder to receive same day settlement, and will be considered to be from the party to whom the investment company will look for payment of the exercise price.

Step coupon bonds are high-quality issues with above-market interest rates and a coupon that increases over the life of the bond. They may pay monthly, semiannual, or annual interest payments. On the date of each coupon payment, the issuer decides whether to call the bond at par, or whether to extend it until the next payment date at the new coupon rate.

Strip bonds are debt securities that are stripped of their interest (usually by a financial intermediary) after the securities are issued. The market value of these securities generally fluctuates more in response to changes in interest rates than interest-paying securities of comparable maturity.

“To be announced” or “TBA” commitments are forward agreements for the purchase or sale of securities, including mortgage-backed securities, for a fixed price, with payment and delivery on an agreed upon future settlement date. The specific securities to be delivered are not identified at the trade date. However, delivered securities must meet specified terms, including issuer, rate, and mortgage terms.

U.S. Government securities include direct obligations of the U.S. Government that are supported by its full faith and credit. Treasury bills have initial maturities of less than one year, Treasury notes have initial maturities of one to ten years, and Treasury bonds may be issued with any maturity but generally have maturities of at least ten years. U.S. Government securities also include indirect obligations of the U.S. Government that are issued by federal agencies and government sponsored entities. Unlike Treasury securities, agency securities generally are not backed by the full faith and credit of the U.S. Government. Some agency securities are supported by the right of the issuer to borrow from the Treasury, others are supported by the discretionary authority of the U.S. Government to purchase the agency’s obligations, and others are supported only by the credit of the sponsoring agency.

Variable and floating rate securities have variable or floating rates of interest and, under certain limited circumstances, may have varying principal amounts. Variable and floating rate securities pay interest at rates that are adjusted periodically according to a specified formula, usually with reference to some interest rate index or market interest rate (the “underlying index”). The floating rate tends to decrease the security’s price sensitivity to changes in interest rates.

Warrants are securities, typically issued with preferred stock or bonds, which give the holder the right to buy a proportionate amount of common stock at a specified price. The specified price is usually higher than the market price at the time of issuance of the warrant. The right may last for a period of years or indefinitely.

Zero coupon bonds are debt securities that do not pay regular interest at regular intervals, but are issued at a discount from face value. The discount approximates the total amount of interest the security will accrue from the date of issuance to maturity. The market value of these securities generally fluctuates more in response to changes in interest rates than interest-paying securities.

FUTURES, OPTIONS, AND OTHER DERIVATIVES

Credit default swaps are a specific kind of counterparty agreement that allows the transfer of third party credit risk from one party to the other. One party in the swap is a lender and faces credit risk from a third party, and the counterparty in the credit default swap agrees to insure this risk in exchange for regular periodic payments.

Derivatives are financial instruments whose performance is derived from the performance of another asset (stock, bond, commodity, currency, interest rate or market index). Types of derivatives can include, but are not limited to options, forward contracts, swaps, and futures contracts.

Equity-linked structured notes are derivative securities which are specially designed to combine the characteristics of one or more underlying securities and their equity derivatives in a single note form. The return and/or yield or income component may be based on the performance of the underlying equity securities, an equity index, and/or option positions. Equity-linked structured notes are typically offered in limited transactions by financial institutions in either registered or non-registered form. An investment in equity-linked structured notes creates exposure to the credit risk of the issuing financial institution, as well as to the market risk of the underlying securities. There is no guaranteed return of principal with these securities, and

the appreciation potential of these securities may be limited by a maximum payment or call right. In certain cases, equity-linked structured notes may be more volatile and less liquid than less complex securities or other types of fixed-income securities. Such securities may exhibit price behavior that does not correlate with other fixed-income securities.

Equity swaps involve the exchange by two parties of future cash flow (e.g., one cash flow based on a referenced interest rate and the other based on the performance of stock or a stock index).

Forward contracts are contracts to purchase or sell a specified amount of a financial instrument for an agreed upon price at a specified time. Forward contracts are not currently exchange-traded and are typically negotiated on an individual basis. A Portfolio may enter into forward currency contracts for investment purposes or to hedge against declines in the value of securities denominated in, or whose value is tied to, a currency other than the U.S. dollar or to reduce the impact of currency appreciation on purchases of such securities. It may also enter into forward contracts to purchase or sell securities or other financial indices.

Futures contracts are contracts that obligate the buyer to receive and the seller to deliver an instrument or money at a specified price on a specified date. A Portfolio may buy and sell futures contracts on foreign currencies, securities, and financial indices including indices of U.S. Government, foreign government, equity, or fixed-income securities. A Portfolio may also buy options on futures contracts. An option on a futures contract gives the buyer the right, but not the obligation, to buy or sell a futures contract at a specified price on or before a specified date. Futures contracts and options on futures are standardized and traded on designated exchanges. To the extent a Portfolio engages in futures contracts on foreign exchanges, such exchanges may not provide the same protection as U.S. exchanges.

Indexed/structured securities are typically short- to intermediate-term debt securities whose value at maturity or interest rate is linked to currencies, interest rates, equity securities, indices, commodity prices, or other financial indicators. Such securities may be positively or negatively indexed (e.g., their value may increase or decrease if the reference index or instrument appreciates). Indexed/structured securities may have return characteristics similar to direct investments in the underlying instruments and may be more volatile than the underlying instruments. A Portfolio bears the market risk of an investment in the underlying instruments, as well as the credit risk of the issuer.

Inflation-linked swaps involve the exchange by a Portfolio with another party of their respective commitments to pay or receive interest (e.g., an exchange of fixed rate payments for floating rate payments or an exchange of floating rate payments based on two different reference indices). By design, one of the reference indices is an inflation index, such as the Consumer Price Index.

Interest rate swaps involve the exchange by two parties of their respective commitments to pay or receive interest (e.g., an exchange of floating rate payments for fixed rate payments).

Inverse floaters are debt instruments whose interest rate bears an inverse relationship to the interest rate on another instrument or index. For example, upon reset, the interest rate payable on the inverse floater may go down when the underlying index has risen. Certain inverse floaters may have an interest rate reset mechanism that multiplies the effects of change in the underlying index. Such mechanism may increase the volatility of the security's market value.

Options are the right, but not the obligation, to buy or sell a specified amount of securities or other assets on or before a fixed date at a predetermined price. A Portfolio may purchase and write put and call options on securities, securities indices, and foreign currencies. A Portfolio may purchase or write such options individually or in combination.

Participatory notes are derivative securities which are linked to the performance of an underlying Indian security and which allow investors to gain market exposure to Indian securities without trading directly in the local Indian market.

Total return swaps involve an exchange by two parties in which one party makes payments based on a set rate, either fixed or variable, while the other party makes payments based on the return of an underlying asset, which includes both the income it generates and any capital gains over the payment period. A fixed-income total return swap may be written on many different kinds of underlying reference assets, and may include different indices for various kinds of debt securities (e.g., U.S. investment grade bonds, high-yield bonds, or emerging market bonds).

OTHER INVESTMENTS, STRATEGIES, AND/OR TECHNIQUES

Cash sweep program is an arrangement in which a Portfolio's uninvested cash balance is used to purchase shares of affiliated or non-affiliated money market funds or cash management pooled investment vehicles at the end of each day.

Diversification is a classification given to a fund under the Investment Company Act of 1940, as amended (the “1940 Act”). Portfolios are classified as either “diversified” or “nondiversified.” To be classified as “diversified” under the 1940 Act, a portfolio may not, with respect to 75% of its total assets, invest more than 5% of its total assets in any issuer and may not own more than 10% of the outstanding voting securities of an issuer. A portfolio that is classified as “nondiversified” under the 1940 Act, on the other hand, has the flexibility to take larger positions in a smaller number of issuers than a portfolio that is classified as “diversified.” However, because the appreciation or depreciation of a single security may have a greater impact on the net asset value of a portfolio which is classified as nondiversified, its share price can be expected to fluctuate more than a comparable portfolio which is classified as diversified.

Industry concentration for purposes under the 1940 Act is the investment of 25% or more of a Portfolio’s total assets in an industry or group of industries.

Leverage is investment exposure which exceeds the initial amount invested. Leverage occurs when a Portfolio increases its assets available for investment using reverse repurchase agreements or other similar transactions. In addition, other investment techniques, such as short sales and certain derivative transactions, can create a leveraging effect. Engaging in transactions using leverage or those having a leveraging effect subjects a Portfolio to certain risks. Leverage can magnify the effect of any gains or losses, causing a Portfolio to be more volatile than if it had not been leveraged. Certain commodity-linked derivative investments may subject a Portfolio to leveraged market exposure to commodities. In addition, a Portfolio’s assets that are used as collateral to secure short sale transactions may decrease in value while the short positions are outstanding, which may force the Portfolio to use its other assets to increase collateral. There is no assurance that a leveraging strategy will be successful.

Market capitalization is the most commonly used measure of the size and value of a company. It is computed by multiplying the current market price of a share of the company’s stock by the total number of its shares outstanding. Market capitalization is an important investment criterion for certain portfolios, while others do not emphasize investments in companies of any particular size.

Repurchase agreements involve the purchase of a security by a Portfolio and a simultaneous agreement by the seller (generally a bank or dealer) to repurchase the security from the Portfolio at a specified date or upon demand. This technique offers a method of earning income on idle cash. These securities involve the risk that the seller will fail to repurchase the security, as agreed. In that case, a Portfolio will bear the risk of market value fluctuations until the security can be sold and may encounter delays and incur costs in liquidating the security.

Reverse repurchase agreements involve the sale of a security by a Portfolio to another party (generally a bank or dealer) in return for cash and an agreement by the Portfolio to buy the security back at a specified price and time. This technique will be used primarily to provide cash to satisfy unusually high redemption requests, or for other temporary or emergency purposes.

Short sales in which a Portfolio may engage may be either “short sales against the box” or other short sales. Short sales against the box involve selling short a security that a Portfolio owns, or a Portfolio has the right to obtain the amount of the security sold short at a specified date in the future. A Portfolio may also enter into a short sale to hedge against anticipated declines in the market price of a security or to reduce portfolio volatility. If the value of a security sold short increases prior to the scheduled delivery date, the Portfolio loses the opportunity to participate in the gain. For short sales, the Portfolio will incur a loss if the value of a security increases during this period because it will be paying more for the security than it has received from the purchaser in the short sale. If the price declines during this period, a Portfolio will realize a short-term capital gain. Although a Portfolio’s potential for gain as a result of a short sale is limited to the price at which it sold the security short less the cost of borrowing the security, its potential for loss is theoretically unlimited because there is no limit to the cost of replacing the borrowed security.

When-issued, delayed delivery, and forward commitment transactions generally involve the purchase of a security with payment and delivery at some time in the future – i.e., beyond normal settlement. A Portfolio does not earn interest on such securities until settlement and bears the risk of market value fluctuations in between the purchase and settlement dates. New issues of stocks and bonds, private placements, and U.S. Government securities may be sold in this manner.

This page intentionally left blank.

You can make inquiries and request other information, including a Statement of Additional Information, annual report, or semiannual report (as they become available), free of charge, by contacting your insurance company or plan sponsor, or by contacting a Janus Henderson representative at 1-877-335-2687. The Portfolio's Statement of Additional Information and most recent annual and semiannual reports are also available, free of charge, at janushenderson.com/VIT. Additional information about the Portfolio's investments is available in the Portfolio's annual and semiannual reports. In the Portfolio's annual and semiannual reports, you will find a discussion of the market conditions and investment strategies that significantly affected the Portfolio's performance during its last fiscal period. Other information is also available from financial intermediaries that sell Shares of the Portfolio.

The Statement of Additional Information provides detailed information about the Portfolio and is incorporated into this Prospectus by reference. Reports and other information about the Portfolio are available on the Electronic Data Gathering Analysis and Retrieval (EDGAR) Database on the SEC's website at <http://www.sec.gov>. You may obtain copies of this information, after paying a duplicating fee, by electronic request at the following e-mail address: publicinfo@sec.gov.

Janus Henderson — INVESTORS —

janushenderson.com/VIT

151 Detroit Street
Denver, CO 80206-4805
1-877-335-2687

Janus Henderson Forty Portfolio

Institutional Shares
Ticker
JACAX

Janus Aspen Series

Prospectus

The Securities and Exchange Commission has not approved or disapproved of these securities or passed on the accuracy or adequacy of this Prospectus. Any representation to the contrary is a criminal offense.

Beginning on January 1, 2021, as permitted by regulations adopted by the Securities and Exchange Commission, the insurance company that offers your variable life insurance contract or variable annuity contract, may determine that it will no longer send you paper copies of the Portfolio's shareholder reports, unless you specifically request paper copies of the reports. Beginning on January 1, 2021, for shareholders who are not insurance contract holders, paper copies of the Portfolio's shareholder reports will no longer be sent by mail unless you specifically request paper copies of the reports. Instead, the reports will be made available on a website, and your insurance company or plan sponsor, broker-dealer, or financial intermediary will notify you by mail each time a report is posted and provide you with a website link to access the report. Instructions for requesting paper copies will be provided by your insurance company or plan sponsor, broker-dealer, or financial intermediary.

If you already elected to receive shareholder reports electronically, you will not be affected by this change and you need not take any action. You may elect to receive shareholder reports and other communications from the Portfolio electronically by contacting your insurance company or plan sponsor, broker-dealer, or other financial intermediary.

You may elect to receive all future reports in paper free of charge by contacting your insurance company or plan sponsor, broker-dealer or other financial intermediary. Your election to receive reports in paper will apply to all funds held in your account with your insurance company or plan sponsor, broker-dealer or other financial intermediary.

This Prospectus describes Janus Henderson Forty Portfolio (the “Portfolio”), a series of Janus Aspen Series (the “Trust”). Janus Capital Management LLC (“Janus Capital”) serves as investment adviser to the Portfolio. The Portfolio currently offers two classes of shares. The Institutional Shares (the “Shares”) are offered by this Prospectus in connection with investment in and payments under variable annuity contracts and variable life insurance contracts (collectively, “variable insurance contracts”), as well as certain qualified retirement plans.

This Prospectus contains information that a prospective purchaser of a variable insurance contract or plan participant should consider in conjunction with the accompanying separate account prospectus of the specific insurance company product before allocating purchase payments or premiums to the Portfolio. Each variable insurance contract involves fees and expenses that are not described in this Prospectus. Refer to the accompanying contract prospectus for information regarding contract fees and expenses and any restrictions on purchases or allocations.

TABLE OF CONTENTS

PORTFOLIO SUMMARY	
Janus Henderson Forty Portfolio	2
ADDITIONAL INFORMATION ABOUT THE PORTFOLIO	
Fees and expenses	6
Additional investment strategies and general portfolio policies	6
Risks of the Portfolio	10
MANAGEMENT OF THE PORTFOLIO	
Investment adviser	16
Management expenses	16
Investment personnel	18
OTHER INFORMATION	19
DISTRIBUTIONS AND TAXES	20
SHAREHOLDER'S GUIDE	
Pricing of portfolio shares	21
Administrative fees	22
Payments to financial intermediaries by Janus Capital or its affiliates	22
Purchases	23
Redemptions	24
Excessive trading	24
Shareholder communications	27
FINANCIAL HIGHLIGHTS	28
GLOSSARY OF INVESTMENT TERMS	29

PORTFOLIO SUMMARY

Janus Henderson Forty Portfolio

Ticker: JACAX Institutional Shares

INVESTMENT OBJECTIVE

Janus Henderson Forty Portfolio (“Forty Portfolio”) seeks long-term growth of capital.

FEES AND EXPENSES OF THE PORTFOLIO

This table describes the fees and expenses that you may pay if you buy and hold Shares of the Portfolio. **Owners of variable insurance contracts that invest in the Shares should refer to the variable insurance contract prospectus for a description of fees and expenses, as the following table and examples do not reflect deductions at the separate account level or contract level for any charges that may be incurred under a contract. Inclusion of these charges would increase the fees and expenses described below.**

ANNUAL FUND OPERATING EXPENSES

(expenses that you pay each year as a percentage of the value of your investment)

Management Fees (may adjust up or down)	0.62%
Other Expenses	0.09%
Total Annual Fund Operating Expenses	0.71%

EXAMPLE:

The Example is intended to help you compare the cost of investing in the Portfolio with the cost of investing in other mutual funds. The Example assumes that you invest \$10,000 in the Portfolio for the time periods indicated, reinvest all dividends and distributions, and then redeem all of your Shares at the end of each period. The Example also assumes that your investment has a 5% return each year and that the Portfolio’s operating expenses remain the same. Although your actual costs may be higher or lower, based on these assumptions your costs would be:

	1 Year	3 Years	5 Years	10 Years
Institutional Shares	\$ 73	\$ 227	\$ 395	\$ 883

Portfolio Turnover: The Portfolio pays transaction costs, such as commissions, when it buys and sells securities (or “turns over” its portfolio). A higher portfolio turnover rate may indicate higher transaction costs. These costs, which are not reflected in annual fund operating expenses or in the Example, affect the Portfolio’s performance. During the most recent fiscal year, the Portfolio’s turnover rate was 41% of the average value of its portfolio.

PRINCIPAL INVESTMENT STRATEGIES

The Portfolio pursues its investment objective by normally investing primarily in a core group of 20-40 common stocks selected for their growth potential. The Portfolio may invest in companies of any size, from larger, well-established companies to smaller, emerging growth companies. The Portfolio may also invest in foreign securities, which may include investments in emerging markets. As of December 31, 2018, the Portfolio held stocks of 42 companies. Of these holdings, 20 comprised approximately 67.21% of the Portfolio’s holdings.

The portfolio managers apply a “bottom up” approach in choosing investments. In other words, the portfolio managers look at companies one at a time to determine if a company is an attractive investment opportunity and if it is consistent with the Portfolio’s investment policies.

The Portfolio may lend portfolio securities on a short-term or long-term basis, in an amount equal to up to one-third of its total assets as determined at the time of the loan origination.

PRINCIPAL INVESTMENT RISKS

The biggest risk is that the Portfolio's returns will vary, and you could lose money. The Portfolio is designed for long-term investors seeking an equity portfolio, including common stocks. Common stocks tend to be more volatile than many other investment choices.

Market Risk. The value of the Portfolio's holdings may decrease if the value of an individual company or security, or multiple companies or securities, in the Portfolio decreases or if the portfolio managers' belief about a company's intrinsic worth is incorrect. Further, regardless of how well individual companies or securities perform, the value of the Portfolio's holdings could also decrease if there are deteriorating economic or market conditions. It is important to understand that the value of your investment may fall, sometimes sharply, in response to changes in the market, and you could lose money. Market risk may affect a single issuer, industry, economic sector, or the market as a whole.

Growth Securities Risk. The Portfolio invests in companies that the portfolio managers believe have growth potential. Securities of companies perceived to be "growth" companies may be more volatile than other stocks and may involve special risks. If the portfolio managers' perception of a company's growth potential is not realized, the securities purchased may not perform as expected, reducing the Portfolio's returns. In addition, because different types of stocks tend to shift in and out of favor depending on market and economic conditions, "growth" stocks may perform differently from the market as a whole and other types of securities.

Nondiversification Risk. The Portfolio is classified as nondiversified under the Investment Company Act of 1940, as amended. This gives the portfolio managers more flexibility to hold larger positions in a smaller number of securities. As a result, an increase or decrease in the value of a single security held by the Portfolio may have a greater impact on the Portfolio's net asset value and total return.

Mid-Sized Companies Risk. The Portfolio's investments in securities issued by mid-sized companies may involve greater risks than are customarily associated with larger, more established companies. Securities issued by mid-sized companies tend to be more volatile than securities issued by larger or more established companies and may underperform as compared to the securities of larger or more established companies.

Foreign Exposure Risk. The Portfolio may have exposure to foreign markets as a result of its investments in foreign securities, including investments in emerging markets, which can be more volatile than the U.S. markets. As a result, its returns and net asset value may be affected to a large degree by fluctuations in currency exchange rates or political or economic conditions in a particular country. In some foreign markets, there may not be protection against failure by other parties to complete transactions. It may not be possible for the Portfolio to repatriate capital, dividends, interest, and other income from a particular country or governmental entity. In addition, a market swing in one or more countries or regions where the Portfolio has invested a significant amount of its assets may have a greater effect on the Portfolio's performance than it would in a more geographically diversified portfolio. The Portfolio's investments in emerging market countries may involve risks greater than, or in addition to, the risks of investing in more developed countries.

Securities Lending Risk. The Portfolio may seek to earn additional income through lending its securities to certain qualified broker-dealers and institutions. There is the risk that when portfolio securities are lent, the securities may not be returned on a timely basis, and the Portfolio may experience delays and costs in recovering the security or gaining access to the collateral provided to the Portfolio to collateralize the loan. If the Portfolio is unable to recover a security on loan, the Portfolio may use the collateral to purchase replacement securities in the market. There is a risk that the value of the collateral could decrease below the cost of the replacement security by the time the replacement investment is made, resulting in a loss to the Portfolio.

Management Risk. The Portfolio is an actively managed investment portfolio and is therefore subject to the risk that the investment strategies employed for the Portfolio may fail to produce the intended results. The Portfolio may underperform its benchmark index or other mutual funds with similar investment objectives.

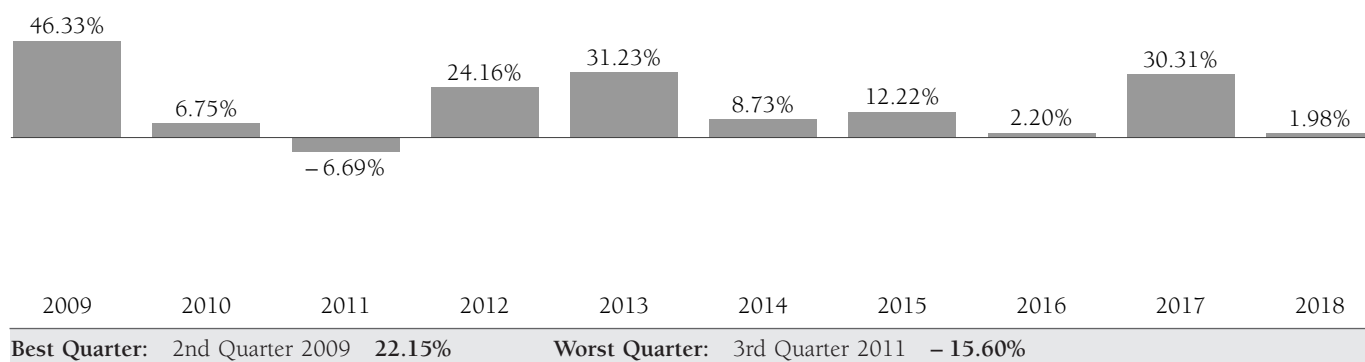
An investment in the Portfolio is not a bank deposit and is not insured or guaranteed by the Federal Deposit Insurance Corporation or any other government agency.

PERFORMANCE INFORMATION

The following information provides some indication of the risks of investing in the Portfolio by showing how the Portfolio's performance has varied over time. The bar chart depicts the change in performance from year to year during the periods indicated, but does not include charges or expenses attributable to any insurance product, which would lower the performance illustrated. The Portfolio does not impose any sales or other charges that would affect total return computations. Total return figures include the effect of the Portfolio's expenses. The table compares the average annual returns for the Institutional Shares of the Portfolio for the periods indicated to broad-based securities market indices. All figures assume reinvestment of dividends and distributions.

The Portfolio's past performance does not necessarily indicate how it will perform in the future. Updated performance information is available at janushenderson.com/VITperformance or by calling 1-877-335-2687.

Annual Total Returns for Institutional Shares (calendar year-end)



Average Annual Total Returns (periods ended 12/31/18)

	1 Year	5 Years	10 Years	Since Inception (5/1/97)
Forty Portfolio				
Institutional Shares	1.98%	10.63%	14.68%	10.98%
Russell 1000® Growth Index (reflects no deduction for fees, expenses, or taxes)	- 1.51%	10.40%	15.29%	7.22%
S&P 500® Index (reflects no deduction for fees, expenses, or taxes)	- 4.38%	8.49%	13.12%	7.42%

The Portfolio's primary benchmark index is the Russell 1000® Growth Index. The Portfolio also compares its performance to the S&P 500® Index. The Russell 1000® Growth Index is used to calculate the Portfolio's performance fee adjustment. The indices are described below.

- The Russell 1000® Growth Index measures the performance of those Russell 1000® companies with higher price-to-book ratios and higher forecasted growth values.
- The S&P 500® Index is a commonly recognized, market capitalization-weighted index of 500 widely held equity securities, designed to measure broad U.S. equity performance.

MANAGEMENT

Investment Adviser: Janus Capital Management LLC

Portfolio Managers: **A. Douglas Rao** is Executive Vice President and Co-Portfolio Manager of the Portfolio, which he has managed or co-managed since June 2013. **Nick Schommer**, CFA, is Executive Vice President and Co-Portfolio Manager of the Portfolio, which he has co-managed since January 2016.

PURCHASE AND SALE OF PORTFOLIO SHARES

Purchases of Shares may be made only by the separate accounts of insurance companies for the purpose of funding variable insurance contracts or by certain qualified retirement plans. Redemptions, like purchases, may be effected only through the separate accounts of participating insurance companies or through qualified retirement plans. Requests are duly processed at the NAV next calculated after your order is received in good order by the Portfolio or its agents. Refer to the appropriate separate account prospectus or plan documents for details.

TAX INFORMATION

Because Shares of the Portfolio may be purchased only through variable insurance contracts and certain qualified retirement plans, it is anticipated that any income dividends or net capital gains distributions made by the Portfolio will be exempt from current federal income taxation if left to accumulate within the variable insurance contract or qualified retirement plan. The federal income tax status of your investment depends on the features of your qualified retirement plan or variable insurance contract.

PAYMENTS TO INSURERS, BROKER-DEALERS, AND OTHER FINANCIAL INTERMEDIARIES

Portfolio shares are generally available only through an insurer's variable contracts, or through certain employer or other retirement plans (Retirement Products). Retirement Products are generally purchased through a broker-dealer or other financial intermediary. The Portfolio or its distributor (and/or their related companies) may make payments to the insurer and/or its related companies for distribution and/or other services; some of the payments may go to broker-dealers and other financial intermediaries. These payments may create a conflict of interest for an intermediary, or be a factor in the insurer's decision to include the Portfolio as an underlying investment option in a variable contract. Ask your financial advisor, visit your intermediary's website, or consult your insurance contract prospectus for more information.

ADDITIONAL INFORMATION ABOUT THE PORTFOLIO

FEES AND EXPENSES

Please refer to the following important information when reviewing the “Fees and Expenses of the Portfolio” table in the Portfolio Summary of the Prospectus. The fees and expenses shown were determined based on average net assets as of the fiscal year ended December 31, 2018.

- “Annual Fund Operating Expenses” are paid out of the Portfolio’s assets and include fees for portfolio management and administrative services, including recordkeeping, subaccounting, and other shareholder services. You do not pay these fees directly but, as the Example in the Portfolio Summary shows, these costs are borne indirectly by all shareholders.
- The “Management Fee” is the investment advisory fee rate paid by the Portfolio to Janus Capital. Forty Portfolio pays an investment advisory fee rate that adjusts up or down by a variable rate of up to 0.15% (assuming constant assets) on a monthly basis based upon the Portfolio’s performance relative to its benchmark index during a measurement period. This base fee rate, prior to any performance adjustment, is 0.64%. Refer to “Management Expenses” in this Prospectus for additional information with further description in the Statement of Additional Information (“SAI”).
- “Other Expenses”
 - include an administrative services fee of 0.05% of the average daily net assets to compensate insurance companies or other financial intermediaries for services provided to contract owners and plan participants.
 - include acquired fund fees and expenses, which are indirect expenses the Portfolio may incur as a result of investing in shares of an underlying fund. “Acquired Fund” refers to any underlying fund (including, but not limited to, exchange-traded funds) in which a portfolio invests or has invested during the period. To the extent that the Portfolio invests in Acquired Funds, the Portfolio’s “Total Annual Fund Operating Expenses” may not correlate to the “Ratio of gross expenses to average net assets” presented in the Financial Highlights table because that ratio includes only the direct operating expenses incurred by the Portfolio, not the indirect costs of investing in Acquired Funds. Such amounts are less than 0.01%.
 - may include reimbursement to Janus Services LLC (“Janus Services”), the Portfolio’s transfer agent, of its out-of-pocket costs for serving as transfer agent and providing servicing to shareholders, including servicing provided by third parties.
- All expenses in the Portfolio’s “Fees and Expenses of the Portfolio” table are shown without the effect of expense offset arrangements. Pursuant to such arrangements, credits realized as a result of uninvested cash balances are used to reduce custodian and transfer agent expenses.

ADDITIONAL INVESTMENT STRATEGIES AND GENERAL PORTFOLIO POLICIES

The Portfolio’s Board of Trustees (“Trustees”) may change the Portfolio’s investment objective or non-fundamental principal investment strategies without a shareholder vote. The Portfolio will notify you in writing at least 60 days before making any such change it considers material. If there is a material change to the Portfolio’s investment objective or principal investment strategies, you should consider whether the Portfolio remains an appropriate investment for you. There is no guarantee that the Portfolio will achieve its investment objective.

Unless otherwise stated, the following section provides additional information about the investment strategies and general policies that are summarized in the Portfolio Summary section, including the types of securities the Portfolio may invest in when pursuing its investment objective. This section also describes investment strategies and policies that the Portfolio may use to a lesser extent. These non-principal investment strategies and policies may become more important in the future since the Portfolio’s composition can change over time. Except for the Portfolio’s policies with respect to illiquid investments and borrowing, the percentage limitations included in these policies and elsewhere in this Prospectus and/or the SAI normally apply only at the time of purchase of a security. So, for example, if the Portfolio exceeds a limit as a result of market fluctuations or the sale of other securities, it will not be required to dispose of any securities. The “Glossary of Investment Terms” includes descriptions of investment terms used throughout the Prospectus.

Security Selection

The Portfolio may invest substantially all of its assets in common stocks. The portfolio managers generally take a “bottom up” approach to selecting companies in which to invest. This means that they seek to identify individual companies with earnings growth potential that may not be recognized by the market at large. The portfolio managers make this assessment by looking at companies one at a time, regardless of size, country of organization, place of principal business activity, or other similar selection criteria. The portfolio managers may sell a holding if, among other things, the security reaches the portfolio

managers' price target, if the company has a deterioration of fundamentals such as failing to meet key operating benchmarks, or if the portfolio managers find a better investment opportunity.

Cash Position

The Portfolio may not always stay fully invested. For example, when the portfolio managers believe that market conditions are unfavorable for investing, or when they are otherwise unable to locate attractive investment opportunities, the Portfolio's cash or similar investments may increase. In other words, cash or similar investments generally are a residual – they represent the assets that remain after the Portfolio has committed available assets to desirable investment opportunities. When the Portfolio's investments in cash or similar investments increase, it may not participate in market advances or declines to the same extent that it would if the Portfolio remained more fully invested. To the extent the Portfolio invests its uninvested cash through a sweep program (meaning its uninvested cash is pooled with uninvested cash of other funds and invested in certain securities such as repurchase agreements), it is subject to the risks of the account or fund into which it is investing, including liquidity issues that may delay the Portfolio from accessing its cash.

In addition, the Portfolio may temporarily increase its cash position under certain unusual circumstances, such as to protect its assets or maintain liquidity in certain circumstances to meet unusually large redemptions. The Portfolio's cash position may also increase temporarily due to unusually large cash inflows. Under unusual circumstances such as these, the Portfolio may invest up to 100% of its assets in cash or similar investments. In this case, the Portfolio may take positions that are inconsistent with its investment policies. As a result, the Portfolio may not achieve its investment objective.

Emerging Markets

Within the parameters of its specific investment policies, the Portfolio may invest in securities of issuers or companies from or with exposure to one or more "developing countries" or "emerging market countries." Such countries include, but are not limited to, countries included in the MSCI Emerging Markets IndexSM.

Foreign Securities

The Portfolio may invest in foreign securities. The portfolio managers seek investments that meet the selection criteria, regardless of where an issuer or company is located. Foreign securities are generally selected on a security-by-security basis without regard to any predetermined allocation among countries or geographic regions. However, certain factors, such as expected levels of inflation, government policies influencing business conditions, the outlook for currency relationships, and prospects for economic growth among countries, regions, or geographic areas, may warrant greater consideration in selecting foreign securities. There are no limitations on the countries in which the Portfolio may invest, and the Portfolio may at times have significant foreign exposure, including exposure to emerging markets.

High-Yield/High-Risk Bonds

A high-yield/high-risk bond (also known as a "junk" bond) is a bond rated below investment grade by major rating agencies (i.e., BB+ or lower by Standard & Poor's Ratings Services ("Standard & Poor's") and Fitch, Inc. ("Fitch"), or Ba or lower by Moody's Investors Service, Inc. ("Moody's")) or is an unrated bond of similar quality. It presents greater risk of default (the failure to make timely interest and principal payments) than higher quality bonds. To the extent the Portfolio invests in high-yield/high-risk bonds, under normal circumstances, the Portfolio will limit its investments in high-yield/high-risk bonds to 35% or less of its net assets.

Illiquid Investments

The Portfolio will not acquire any illiquid investment if, immediately after the acquisition, the Portfolio would have invested more than 15% of its net assets in illiquid investments. An illiquid investment is any investment that the Portfolio reasonably expects cannot be sold or disposed of in current market conditions in seven calendar days or less without the sale or disposition significantly changing the market value of the investment. For example, some securities are not registered under U.S. securities laws and may be subject to limitations on resale (these are known as "restricted securities").

Initial Public Offerings

The Portfolio may purchase shares issued as part of, or a short period after, a company's initial public offering ("IPO"), and may at times dispose of those shares shortly after their acquisition. An IPO is the first sale of stock by a private company to the public. IPOs are often issued by smaller, younger companies seeking the capital to expand, but can also be done by large privately-owned companies looking to become publicly traded.

Nondiversification

Diversification is a way to reduce risk by investing in a broad range of stocks or other securities. The Portfolio is classified as “nondiversified.” A portfolio that is classified as “nondiversified” has the ability to take larger positions in a smaller number of issuers than a portfolio that is classified as “diversified.” This gives a portfolio which is classified as nondiversified more flexibility to focus its investments in companies that the portfolio managers have identified as the most attractive for the investment objective and strategy of the portfolio. However, because the appreciation or depreciation of a single security may have a greater impact on the net asset value of a portfolio which is classified as nondiversified, its share price can be expected to fluctuate more than a comparable portfolio which is classified as diversified. This fluctuation, if significant, may affect the performance of the portfolio.

Portfolio Turnover

In general, the Portfolio intends to purchase securities for long-term investment, although, to a limited extent, the Portfolio may purchase securities in anticipation of relatively short-term gains. Short-term transactions may also result from liquidity needs, securities having reached a price or yield objective, changes in interest rates or the credit standing of an issuer, or by reason of economic or other developments not foreseen at the time of the initial investment decision. The Portfolio may also sell one security and simultaneously purchase the same or a comparable security to take advantage of short-term differentials in bond yields or securities prices. Portfolio turnover is affected by market conditions, changes in the size of the Portfolio (including due to shareholder purchases and redemptions), the nature of the Portfolio's investments, and the investment style of the portfolio managers. Changes are normally made in the Portfolio's holdings whenever the portfolio managers believe such changes are desirable. Portfolio turnover rates are generally not a factor in making buy and sell decisions for the Portfolio.

Increased portfolio turnover may result in higher costs for brokerage commissions, dealer mark-ups, and other transaction costs. Higher costs associated with increased portfolio turnover also may have a negative effect on the Portfolio's performance. The “Financial Highlights” section of this Prospectus shows the Portfolio's historical turnover rates.

Real Estate-Related Securities

The Portfolio may invest in equity and debt securities of real estate-related companies. Such companies may include those in the real estate industry or real estate-related industries. These securities may include common stocks, preferred stocks, and other securities, including, but not limited to, mortgage-backed securities, real estate-backed securities, securities of real estate investment trusts (“REITs”) and similar REIT-like entities. A REIT is a trust that invests in real estate-related projects, such as properties, mortgage loans, and construction loans. REITs are generally categorized as equity, mortgage, or hybrid REITs. A REIT may be listed on an exchange or traded over-the-counter.

Securities Lending

The Portfolio may seek to earn additional income through lending its securities to certain qualified broker-dealers and institutions on a short-term or long-term basis. The Portfolio may lend portfolio securities on a short-term or long-term basis, in an amount equal to up to one-third of its total assets as determined at the time of the loan origination. When the Portfolio lends its securities, it receives collateral (including cash collateral), at least equal to the value of securities loaned. The Portfolio may earn income by investing this collateral in one or more affiliated or non-affiliated cash management vehicles. It is also possible that, due to a decline in the value of a cash management vehicle in which collateral is invested, the Portfolio may lose money. There is also the risk that when portfolio securities are lent, the securities may not be returned on a timely basis, and the Portfolio may experience delays and costs in recovering the security or gaining access to the collateral provided to the Portfolio to collateralize the loan. If the Portfolio is unable to recover a security on loan, the Portfolio may use the collateral to purchase replacement securities in the market. There is a risk that the value of the collateral could decrease below the cost of the replacement security by the time the replacement investment is made, resulting in a loss to the Portfolio. Janus Capital intends to manage the cash collateral in an affiliated cash management vehicle and will receive an investment advisory fee for managing such assets.

Short Sales

The Portfolio may engage in short sales. No more than 10% of the Portfolio's net assets may be invested in short positions (through short sales of stocks, structured products, futures, swaps, and uncovered written calls). The Portfolio may engage in short sales “against the box” and options for hedging purposes that are not subject to this 10% limit. A short sale is generally a transaction in which the Portfolio sells a security it does not own or have the right to acquire (or that it owns but does not wish to deliver) in anticipation that the market price of that security will decline. To complete the transaction, the Portfolio

must borrow the security to make delivery to the buyer. The Portfolio is then obligated to replace the security borrowed by purchasing the security at the market price at the time of replacement. A short sale is subject to the risk that if the price of the security sold short increases in value, the Portfolio will incur a loss because it will have to replace the security sold short by purchasing it at a higher price. In addition, the Portfolio may not always be able to close out a short position at a particular time or at an acceptable price. A lender may request, or market conditions may dictate, that the securities sold short be returned to the lender on short notice, and the Portfolio may have to buy the securities sold short at an unfavorable price. If this occurs at a time that other short sellers of the same security also want to close out their positions, it is more likely that the Portfolio will have to cover its short sale at an unfavorable price and potentially reduce or eliminate any gain, or cause a loss, as a result of the short sale. Because there is no upper limit to the price a borrowed security may reach prior to closing a short position, the Portfolio's losses are potentially unlimited in a short sale transaction. The Portfolio's gains and losses will also be decreased or increased, as the case may be, by the amount of any dividends, interest, or expenses, including transaction costs and borrowing fees, the Portfolio may be required to pay in connection with a short sale. Such payments may result in the Portfolio having higher expenses than a portfolio that does not engage in short sales and may negatively affect the Portfolio's performance.

The Portfolio may also enter into short positions through derivative instruments such as options contracts, futures contracts, and swap agreements which may expose the Portfolio to similar risks. To the extent that the Portfolio enters into short derivative positions, the Portfolio may be exposed to risks similar to those associated with short sales, including the risk that the Portfolio's losses are theoretically unlimited. Short sales and short derivatives positions have a leveraging effect on the Portfolio, which may increase the Portfolio's volatility.

Special Situations

The Portfolio may invest in companies that demonstrate special situations or turnarounds, meaning companies that have experienced significant business problems but are believed to have favorable prospects for recovery. For example, a special situation or turnaround may arise when, in the opinion of the portfolio managers, the securities of a particular issuer will be recognized as undervalued by the market and appreciate in value due to a specific development with respect to that issuer. Special situations may include significant changes in a company's allocation of its existing capital, a restructuring of assets, or a redirection of free cash flow. For example, issuers undergoing significant capital changes may include companies involved in spin-offs, sales of divisions, mergers or acquisitions, companies involved in bankruptcy proceedings, or companies initiating large changes in their debt to equity ratio. Companies that are redirecting cash flows may be reducing debt, repurchasing shares, or paying dividends. Special situations may also result from: (i) significant changes in industry structure through regulatory developments or shifts in competition; (ii) a new or improved product, service, operation, or technological advance; (iii) changes in senior management or other extraordinary corporate event; (iv) differences in market supply of and demand for the security; or (v) significant changes in cost structure. Investments in "special situations" companies can present greater risks than investments in companies not experiencing special situations, and the Portfolio's performance could be adversely impacted if the securities selected decline in value or fail to appreciate in value.

Swap Agreements

Certain portfolios may utilize swap agreements including, but not limited to, credit default swaps, equity swaps, inflation index swaps, interest rate and currency swaps, total return swaps (including fixed-income total return swaps), and swaps on exchange-traded funds, as a means to gain exposure to certain companies or countries, and/or to "hedge" or protect their holdings from adverse movements in securities prices, the rate of inflation, or interest rates. Swaps may also be used for capital appreciation. Swap agreements are two-party contracts to exchange one set of cash flows for another. Swap agreements entail the risk that a party will default on its payment obligations to a portfolio. If the other party to a swap defaults, the portfolio would risk the loss of the net amount of the payments that it contractually is entitled to receive. If a portfolio utilizes a swap at the wrong time or judges market conditions incorrectly, the swap may result in a loss to the portfolio and reduce the portfolio's total return. Various types of swaps such as credit default, equity, interest rate, and total return are described in the "Glossary of Investment Terms."

Other Types of Investments

Unless otherwise stated within its specific investment policies, the Portfolio may also invest in other types of domestic and foreign securities and use other investment strategies, as described in the "Glossary of Investment Terms." These securities and strategies are not intended to be principal investment strategies of the Portfolio. If successful, they may benefit the

Portfolio by earning a return on the Portfolio's assets or reducing risk; however, they may not achieve the Portfolio's investment objective. These securities and strategies may include:

- debt securities (such as bonds, notes, and debentures)
- other investment companies (such as exchange-traded funds)
- preferred stocks and securities convertible into common stocks or preferred stocks
- indexed/structured securities (such as commercial and residential mortgage- and asset-backed securities)
- various derivative transactions including, but not limited to, options, futures on U.S. and foreign exchanges, forwards, swap agreements, participatory notes, structured notes, and other types of derivatives individually or in combination for hedging purposes or for nonhedging purposes such as seeking to earn income and enhance return, to protect unrealized gains, or to avoid realizing losses; such techniques may also be used to adjust currency exposure relative to a benchmark index, to gain exposure to the market pending investment of cash balances, or to meet liquidity needs
- securities purchased on a when-issued, delayed delivery, or forward commitment basis
- equity and fixed-income securities issued in private placement transactions

RISKS OF THE PORTFOLIO

The value of your investment will vary over time, sometimes significantly, and you may lose money by investing in the Portfolio. To varying degrees, the Portfolio may invest in stocks, fixed-income securities, money market instruments or cash/cash equivalents, and derivatives. The following information is intended to help you better understand some of the risks of investing in the Portfolio, including those risks that are summarized in the Portfolio Summary section. This information also includes descriptions of other risks the Portfolio may be subject to as a result of additional investment strategies and general policies that may apply to the Portfolio. The impact of the following risks on the Portfolio may vary depending on the Portfolio's investments. The greater the Portfolio's investment in a particular security, the greater the Portfolio's exposure to the risks associated with that security. Before investing in the Portfolio, you should consider carefully the risks that you assume when investing in the Portfolio.

Counterparty Risk. Portfolio transactions involving a counterparty are subject to the risk that the counterparty or a third party will not fulfill its obligation to the Portfolio ("counterparty risk"). Counterparty risk may arise because of the counterparty's financial condition (i.e., financial difficulties, bankruptcy, or insolvency), market activities and developments, or other reasons, whether foreseen or not. A counterparty's inability to fulfill its obligation may result in significant financial loss to the Portfolio. The Portfolio may be unable to recover its investment from the counterparty or may obtain a limited recovery, and/or recovery may be delayed. The Portfolio may be exposed to counterparty risk to the extent it participates in lending its securities to third parties and/or cash sweep arrangements whereby the Portfolio's cash balance is invested in one or more types of cash management vehicles. In addition, the Portfolio may be exposed to counterparty risk through its investments in certain securities, including, but not limited to, repurchase agreements, debt securities, and derivatives (including various types of swaps, futures, and options). The Portfolio intends to enter into financial transactions with counterparties that Janus Capital believes to be creditworthy at the time of the transaction. There is always the risk that Janus Capital's analysis of a counterparty's creditworthiness is incorrect or may change due to market conditions. To the extent that the Portfolio focuses its transactions with a limited number of counterparties, it will have greater exposure to the risks associated with one or more counterparties.

Derivatives Risk. Derivatives can be highly volatile and involve risks in addition to the risks of the underlying referenced securities or asset. Gains or losses from a derivative investment can be substantially greater than the derivative's original cost, and can therefore involve leverage. Leverage may cause the Portfolio to be more volatile than if it had not used leverage. Derivatives can be complex instruments and may involve analysis that differs from that required for other investment types used by the Portfolio. If the value of a derivative does not correlate well with the particular market or other asset class to which the derivative is intended to provide exposure, the derivative may not produce the anticipated result. Derivatives can also reduce the opportunity for gain or result in losses by offsetting positive returns in other investments. Derivatives can be less liquid than other types of investments and entail the risk that the counterparty will default on its payment obligations. If the counterparty to a derivative transaction defaults, the Portfolio would risk the loss of the net amount of the payments that

it contractually is entitled to receive. To the extent the Portfolio enters into short derivative positions, the Portfolio may be exposed to risks similar to those associated with short sales, including the risk that the Portfolio's losses are theoretically unlimited.

Emerging Markets Risk. Within the parameters of its specific investment policies, the Portfolio may invest in securities of issuers or companies from or with exposure to one or more "developing countries" or "emerging market countries." Such countries include, but are not limited to, countries included in the MSCI Emerging Markets IndexSM. To the extent that the Portfolio invests a significant amount of its assets in one or more of these countries, its returns and net asset value may be affected to a large degree by events and economic conditions in such countries. The risks of foreign investing are heightened when investing in emerging markets, which may result in the price of investments in emerging markets experiencing sudden and sharp price swings. In many developing markets, there is less government supervision and regulation of business and industry practices (including the potential lack of strict finance and accounting controls and standards), stock exchanges, brokers, and listed companies than in more developed markets, making these investments potentially more volatile in price and less liquid than investments in developed securities markets, resulting in greater risk to investors. There is a risk in developing countries that a future economic or political crisis could lead to price controls, forced mergers of companies, expropriation or confiscatory taxation, imposition or enforcement of foreign ownership limits, seizure, nationalization, sanctions or imposition of restrictions by various governmental entities on investment and trading, or creation of government monopolies, any of which may have a detrimental effect on the Portfolio's investments. The securities markets of many of these countries may also be smaller, less liquid, and subject to greater price volatility than those in the United States. In the event of a default on any investments in foreign debt obligations, it may be more difficult for the Portfolio to obtain or to enforce a judgment against the issuers of such securities. In addition, the Portfolio's investments may be denominated in foreign currencies and therefore, changes in the value of a country's currency compared to the U.S. dollar may affect the value of the Portfolio's investments. To the extent that the Portfolio invests a significant portion of its assets in the securities of emerging markets issuers in or companies of a single country or region, it is more likely to be impacted by events or conditions affecting that country or region, which could have a negative impact on the Portfolio's performance. The Portfolio may be subject to emerging markets risk to the extent that it invests in securities of issuers or companies which are not considered to be from emerging markets, but which have customers, products, or transactions associated with emerging markets. Some of the risks of investing directly in foreign and emerging market securities may be reduced when the Portfolio invests indirectly in foreign securities through various other investment vehicles including derivatives, which also involve other risks.

Eurozone Risk. A number of countries in the European Union ("EU") have experienced, and may continue to experience, severe economic and financial difficulties. In particular, many EU nations are susceptible to economic risks associated with high levels of debt, notably due to investments in sovereign debt of countries such as Greece, Italy, Spain, Portugal, and Ireland. As a result, financial markets in the EU have been subject to increased volatility and declines in asset values and liquidity. Responses to these financial problems by European governments, central banks, and others, including austerity measures and reforms, may not work, may result in social unrest, and may limit future growth and economic recovery or have other unintended consequences. Further defaults or restructurings by governments and others of their debt could have additional adverse effects on economies, financial markets, and asset valuations around the world. Greece, Ireland, and Portugal have already received one or more "bailouts" from other Eurozone member states, and it is unclear how much additional funding they will require or if additional Eurozone member states will require bailouts in the future. The risk of investing in securities in the European markets may also be heightened due to the referendum in which the United Kingdom voted to exit the EU (commonly known as "Brexit"). There is considerable uncertainty about how Brexit will be conducted, how negotiations of necessary treaties and trade agreements will proceed, or how financial markets will react. In addition, one or more other countries may also abandon the euro and/or withdraw from the EU, placing its currency and banking system in jeopardy. The impact of these actions, especially if they occur in a disorderly fashion, is not clear but could be significant and far-reaching. To the extent that the Portfolio has exposure to European markets or to transactions tied to the value of the euro, these events could negatively affect the value and liquidity of the Portfolio's investments. All of these developments may continue to significantly affect the economies of all EU countries, which in turn may have a material adverse effect on the Portfolio's investments in such countries, other countries that depend on EU countries for significant amounts of trade or investment, or issuers with exposure to debt issued by certain EU countries.

Foreign Exposure Risk. Within the parameters of its specific investment policies, the Portfolio may invest in foreign debt and equity securities either indirectly (e.g., depositary receipts, depositary shares, and passive foreign investment companies) or directly in foreign markets, including emerging markets. With respect to investments in securities of issuers or companies that

are economically tied to different countries throughout the world, securities may be deemed to be economically tied to a particular country based on such factors as the issuer's country of incorporation, primary listing, and other factors including, but not limited to operations, revenues, headquarters, management, and shareholder base. Investments in foreign securities, including securities of foreign and emerging market governments, may involve greater risks than investing in domestic securities because the Portfolio's performance may depend on factors other than the performance of a particular company. These factors include:

- **Currency Risk.** As long as the Portfolio holds a foreign security, its value will be affected by the value of the local currency relative to the U.S. dollar. When the Portfolio sells a foreign currency denominated security, its value may be worth less in U.S. dollars even if the security increases in value in its home country. U.S. dollar-denominated securities of foreign issuers may also be affected by currency risk, as the value of these securities may also be affected by changes in the issuer's local currency.
- **Political and Economic Risk.** Foreign investments may be subject to heightened political and economic risks, particularly in emerging markets which may have relatively unstable governments, immature economic structures, national policies restricting investments by foreigners, social instability, and different and/or developing legal systems. In some countries, there is the risk that the government may take over the assets or operations of a company or that the government may impose withholding and other taxes or limits on the removal of the Portfolio's assets from that country. In addition, the economies of emerging markets may be predominantly based on only a few industries, may be highly vulnerable to changes in local or global trade conditions, and may suffer from extreme and volatile debt burdens or inflation rates.
- **Regulatory Risk.** There may be less government supervision of foreign markets. As a result, foreign issuers may not be subject to the uniform accounting, auditing, and financial reporting standards and practices applicable to domestic issuers, and there may be less publicly available information about foreign issuers.
- **Foreign Market Risk.** Foreign securities markets, particularly those of emerging market countries, may be less liquid and more volatile than domestic markets. These securities markets may trade a small number of securities, may have a limited number of issuers and a high proportion of shares, or may be held by a relatively small number of persons or institutions. Local securities markets may be unable to respond effectively to increases in trading volume, potentially making prompt liquidation of substantial holdings difficult or impossible at times. It is also possible that certain markets may require payment for securities before delivery, and delays may be encountered in settling securities transactions. In some foreign markets, there may not be protection against failure by other parties to complete transactions. It may not be possible for the Portfolio to repatriate capital, dividends, interest, and other income from a particular country or governmental entity. In addition, securities of issuers located in or economically tied to countries with emerging markets may have limited marketability and may be subject to more abrupt or erratic price movements which could also have a negative effect on the Portfolio. Such factors may hinder the Portfolio's ability to buy and sell emerging market securities in a timely manner, affecting the Portfolio's investment strategies and potentially affecting the value of the Portfolio.
- **Geographic Concentration Risk.** To the extent that the Portfolio invests a substantial amount of its assets in issuers located in a single country or region, the economic, political, social, regulatory, or other developments or conditions within such country or region will generally have a greater effect on the Portfolio than they would on a more geographically diversified fund, which may result in greater losses and volatility. Adverse developments in certain regions could also adversely affect securities of other countries whose economies appear to be unrelated and could have a negative impact on the Portfolio's performance.
- **Transaction Costs.** Costs of buying, selling, and holding foreign securities, including brokerage, tax, and custody costs, may be higher than those involved in domestic transactions.

High-Yield/High-Risk Bond Risk. High-yield/high-risk bonds (also known as "junk" bonds) are bonds rated below investment grade by the primary rating agencies such as Standard & Poor's, Fitch, and Moody's or are unrated bonds of similar quality. The value of lower quality bonds generally is more dependent on credit risk than investment grade bonds. Issuers of high-yield/high-risk bonds may not be as strong financially as those issuing bonds with higher credit ratings and are more vulnerable to real or perceived economic changes, political changes, or adverse developments specific to the issuer. In addition, the junk bond market can experience sudden and sharp price swings.

Please refer to the "Explanation of Rating Categories" section of the SAI for a description of bond rating categories.

Industry Risk. Industry risk is the possibility that a group of related securities will decline in price due to industry-specific developments. Companies in the same or similar industries may share common characteristics and are more likely to react similarly to industry-specific market or economic developments. The Portfolio's investments, if any, in multiple companies in a particular industry or economic sector may increase the Portfolio's exposure to industry risk.

Initial Public Offering Risk. The Portfolio's purchase of shares issued in an initial public offering ("IPO") exposes it to the risks associated with companies that have little operating history as public companies, as well as to the risks inherent in those sectors of the market where these new issuers operate. Attractive IPOs are often oversubscribed and may not be available to the Portfolio, or may be available only in very limited quantities. The market for IPO issuers has been volatile, and share prices of newly public companies have fluctuated up and down significantly over short periods of time. Although IPO investments may have had a positive impact on certain portfolios' performance in the past, there can be no assurance that the Portfolio will identify favorable IPO investment opportunities in the future. In addition, under certain market conditions, a relatively small number of companies may issue securities in IPOs. Similarly, as the number of portfolios to which IPO securities are allocated increases, the number of securities issued to any one portfolio may decrease. In addition, as the Portfolio increases in size, the impact of IPOs on the Portfolio's performance will generally decrease.

Liquidity Risk. The Portfolio may invest in securities or instruments that do not trade actively or in large volumes, and may make investments that are less liquid than other investments. Also, the Portfolio may make investments that may become less liquid in response to market developments or adverse investor perceptions. Investments that are illiquid or that trade in lower volumes may be more difficult to value. When there is no willing buyer and investments cannot be readily sold at the desired time or price, the Portfolio may have to accept a lower price or may not be able to sell the security or instrument at all. Investments in foreign securities, particularly those of issuers located in emerging market countries, tend to have greater exposure to liquidity risk than domestic securities. In unusual market conditions, even normally liquid securities may be affected by a degree of liquidity risk (i.e., if the number and capacity of traditional market participants is reduced). An inability to sell one or more portfolio positions can adversely affect the Portfolio's value or prevent the Portfolio from being able to take advantage of other investment opportunities.

Liquidity risk may also refer to the risk that the Portfolio will not be able to pay redemption proceeds within the allowable time period because of unusual market conditions, an unusually high volume of redemption requests, or other reasons. While the Portfolio may pay redemptions in-kind, the Portfolio may instead choose to raise cash to meet redemption requests through the sale of portfolio securities or permissible borrowings. If the Portfolio is forced to sell securities at an unfavorable time and/or under unfavorable conditions, such sales may adversely affect the Portfolio's net asset value and may increase brokerage costs.

Management Risk. The Portfolio is an actively managed investment portfolio and is therefore subject to the risk that the investment strategies employed for the Portfolio may fail to produce the intended results. The Portfolio may underperform its benchmark index or other mutual funds with similar investment objectives.

Because the Portfolio may invest substantially all of its assets in common stocks, the main risk is the risk that the value of the stocks it holds might decrease in response to the activities of an individual company or in response to general market and/or economic conditions. If this occurs, the Portfolio's share price may also decrease.

The Portfolio may use short sales, futures, options, swap agreements (including, but not limited to, equity, interest rate, credit default, and total return), and other derivative instruments individually or in combination to "hedge" or protect its portfolio from adverse movements in securities prices and interest rates. The Portfolio may also use a variety of currency hedging techniques, including the use of forward currency contracts, to manage currency risk. There is no guarantee that a portfolio manager's use of derivative investments will benefit the Portfolio. The Portfolio's performance could be worse than if the Portfolio had not used such instruments. Use of such investments may instead increase risk to the Portfolio, rather than reduce risk.

The Portfolio's performance may also be significantly affected, positively or negatively, by a portfolio manager's use of certain types of investments, such as foreign (non-U.S.) securities, non-investment grade bonds (also known as "junk" bonds), initial public offerings, or securities of companies with relatively small market capitalizations. Note that a portfolio manager's use of such investments may have a magnified performance impact on a portfolio with a small asset base and the portfolio may not experience similar performance as its assets grow.

Market Risk. The value of the Portfolio's holdings may decrease if the value of an individual company or security, or multiple companies or securities, in the Portfolio decreases or if the portfolio managers' belief about a company's intrinsic worth is incorrect. Further, regardless of how well individual companies or securities perform, the value of the Portfolio's holdings could also decrease if there are deteriorating economic or market conditions, including, but not limited to, a general decline in prices on the stock markets, a general decline in real estate markets, a decline in commodities prices, or if the market favors different types of securities than the types of securities in which the Portfolio invests. If the value of the Portfolio's holdings decreases, the Portfolio's net asset value will also decrease, which means if you sell your shares in the Portfolio you may lose money. Market risk may affect a single issuer, industry, economic sector, or the market as a whole.

Nondiversification Risk. The Portfolio is classified as nondiversified under the Investment Company Act of 1940, as amended, and may hold a greater percentage of its assets in a smaller number of issuers. As a result, an increase or decrease in the value of a single security held by the Portfolio may have a greater impact on the Portfolio's net asset value and total return. Being nondiversified may also make the Portfolio more susceptible to financial, economic, political, or other developments that may impact a security. Although the Portfolio may satisfy the requirements for a diversified portfolio, and has from time to time operated as diversified, its nondiversified classification gives the portfolio managers more flexibility to hold larger positions in a smaller number of securities than a portfolio that is classified as diversified. The Portfolio's policy of concentrating its portfolio in a smaller number of holdings could result in more volatility in the Portfolio's performance and share price. Since the Portfolio normally invests primarily in a core portfolio of 20-40 common stocks, this risk may be increased.

Real Estate Securities Risk. To the extent it holds equity and/or debt securities of real estate-related companies, the Portfolio may be affected by the risks associated with real estate investments. The value of securities of companies in real estate and real estate-related industries, including securities of REITs, is sensitive to decreases in real estate values and rental income, property taxes, interest rates, tax and regulatory requirements, overbuilding/supply and demand, increased competition, local and general economic conditions, increases in operating costs, environmental liabilities, management skill in running a REIT, and the creditworthiness of the REIT. In addition, mortgage REITs and mortgage-backed securities are subject to prepayment risk. Mortgage-backed securities comprised of subprime mortgages and investments in other real estate-backed securities comprised of under-performing real estate assets also may be subject to a higher degree of credit risk, valuation risk, and liquidity risk. If the Portfolio has REIT investments, the Portfolio's shareholders will indirectly bear their proportionate share of the REIT's expenses, in addition to their proportionate share of the Portfolio's expenses.

REIT Risk. To the extent that the Portfolio holds REITs, it may be subject to the additional risks associated with REIT investments. The ability to trade REITs in the secondary market can be more limited compared to other equity investments, and certain REITs have relatively small market capitalizations, which can increase the volatility of the market price for their securities. REITs are also subject to heavy cash flow dependency to allow them to make distributions to their shareholders. The prices of equity REITs are affected by changes in the value of the underlying property owned by the REITs and changes in capital markets and interest rates. The prices of mortgage REITs are affected by the quality of any credit they extend, the creditworthiness of the mortgages they hold, as well as by the value of the property that secures the mortgages. Equity REITs and mortgage REITs generally are not diversified and are subject to heavy cash flow dependency, defaults by borrowers, and self-liquidation. There is also the risk that borrowers under mortgages held by a REIT or lessees of a property that a REIT owns may be unable to meet their obligations to the REIT. In the event of a default by a borrower or lessee, the REIT may incur substantial costs associated with protecting its investments. Certain "special purpose" REITs in which the Portfolio may invest focus their assets in specific real property sectors, such as hotels, shopping malls, nursing homes, or warehouses, and are therefore subject to the specific risks associated with adverse developments in these sectors.

Small- and Mid-Sized Companies Risk. The Portfolio's investments in securities issued by small- and mid-sized companies, which can include smaller, start-up companies offering emerging products or services, may involve greater risks than are customarily associated with larger, more established companies. For example, while small- and mid-sized companies may realize more substantial growth than larger or more established issuers, they may also suffer more significant losses as a result of their narrow product lines, limited operating history, greater exposure to competitive threats, limited financial resources, limited trading markets, and the potential lack of management depth. Securities issued by small- and mid-sized companies tend to be more volatile and somewhat more speculative than securities issued by larger or more established companies and may underperform as compared to the securities of larger or more established companies. These holdings are also subject to wider price fluctuations and tend to be less liquid than stocks of larger or more established companies, which could have a significant adverse effect on the Portfolio's returns, especially as market conditions change.

Sovereign Debt Risk. The Portfolio may invest in U.S. and non-U.S. government debt securities (“sovereign debt”). Some investments in sovereign debt, such as U.S. sovereign debt, are considered low risk. However, investments in sovereign debt, especially the debt of less developed countries, can involve a high degree of risk, including the risk that the governmental entity that controls the repayment of sovereign debt may not be willing or able to repay the principal and/or to pay the interest on its sovereign debt in a timely manner. A sovereign debtor’s willingness or ability to satisfy its debt obligation may be affected by various factors, including its cash flow situation, the extent of its foreign currency reserves, the availability of foreign exchange when a payment is due, the relative size of its debt position in relation to its economy as a whole, the sovereign debtor’s policy toward international lenders, and local political constraints to which the governmental entity may be subject. Sovereign debtors may also be dependent on expected disbursements from foreign governments, multilateral agencies, and other entities. The failure of a sovereign debtor to implement economic reforms, achieve specified levels of economic performance, or repay principal or interest when due may result in the cancellation of third party commitments to lend funds to the sovereign debtor, which may further impair such debtor’s ability or willingness to timely service its debts. The Portfolio may be requested to participate in the rescheduling of such sovereign debt and to extend further loans to governmental entities, which may adversely affect the Portfolio’s holdings. In the event of default, there may be limited or no legal remedies for collecting sovereign debt and there may be no bankruptcy proceedings through which the Portfolio may collect all or part of the sovereign debt that a governmental entity has not repaid. In addition, to the extent the Portfolio invests in non-U.S. sovereign debt, it may be subject to currency risk.

MANAGEMENT OF THE PORTFOLIO

INVESTMENT ADVISER

Janus Capital Management LLC, 151 Detroit Street, Denver, Colorado 80206-4805, is the investment adviser to the Portfolio. Janus Capital is responsible for the day-to-day management of the Portfolio's investment portfolio and furnishes continuous advice and recommendations concerning the Portfolio's investments. Janus Capital also provides certain administration and other services and is responsible for other business affairs of the Portfolio.

Janus Capital (together with its predecessors and affiliates) has served as investment adviser to Janus Henderson mutual funds since 1970 and currently serves as investment adviser to all of the Janus Henderson funds, acts as subadviser for a number of private-label mutual funds, and provides separate account advisory services for institutional accounts and other unregistered products.

The Trust and Janus Capital have received an exemptive order from the Securities and Exchange Commission ("SEC") that permits Janus Capital, subject to the approval of the Trustees, to appoint or replace certain subadvisers to manage all or a portion of the Portfolio's assets and enter into, amend, or terminate a subadvisory agreement with certain subadvisers without obtaining shareholder approval (a "manager-of-managers structure"). The manager-of-managers structure applies to subadvisers that are not affiliated with the Trust or Janus Capital ("non-affiliated subadvisers"), as well as any subadviser that is an indirect or direct "wholly-owned subsidiary" (as such term is defined by the Investment Company Act of 1940, as amended) of Janus Capital or of another company that, indirectly or directly, wholly owns Janus Capital (collectively, "wholly-owned subadvisers").

Pursuant to the order, Janus Capital, with the approval of the Trustees, has the discretion to terminate any subadviser and allocate and, as appropriate, reallocate the Portfolio's assets among Janus Capital and any other non-affiliated subadvisers or wholly-owned subadvisers (including terminating a non-affiliated subadviser and replacing it with a wholly-owned subadviser). To the extent that the Portfolio's assets are allocated to one or more subadvisers, Janus Capital, subject to oversight by the Trustees, would have the responsibility to oversee such subadviser(s) to the Portfolio and to recommend for approval by the Trustees, the hiring, termination, and replacement of a subadviser for the Portfolio. In the event that Janus Capital hires a subadviser pursuant to the manager-of-managers structure, the Portfolio would provide shareholders with information about the subadviser and subadvisory agreement within 90 days.

Janus Capital furnishes certain administration, compliance, and accounting services to the Portfolio, including providing office space for the Portfolio and providing personnel to serve as officers to the Portfolio. The Portfolio reimburses Janus Capital for certain of its costs in providing these services (to the extent Janus Capital seeks reimbursement and such costs are not otherwise waived). These costs include some or all of the salaries, fees, and expenses of Janus Capital employees and Portfolio officers, including the Portfolio's Chief Compliance Officer and compliance staff, that provide specified administration and compliance services to the Portfolio. The Portfolio pays these costs based on out-of-pocket expenses incurred by Janus Capital, and these costs are separate and apart from advisory fees and other expenses paid in connection with the investment advisory services Janus Capital provides to the Portfolio.

MANAGEMENT EXPENSES

The Portfolio pays Janus Capital an investment advisory fee and incurs expenses, including administrative services fees payable pursuant to the Transfer Agency Agreement, any other transfer agent and custodian fees and expenses, legal and auditing fees, printing and mailing costs of sending reports and other information to existing shareholders, and Independent Trustees' fees and expenses. The Portfolio's investment advisory fee is calculated daily and paid monthly. The Portfolio's advisory agreement details the investment advisory fee and other expenses that the Portfolio must pay.

Forty Portfolio pays an investment advisory fee rate that may adjust up or down based on the Portfolio's performance relative to the cumulative investment record of its benchmark index, the Russell 1000[®] Growth Index, over a rolling 36-month performance measurement period.

The table below reflects the Portfolio's base fee rate (expressed as an annual rate), as well as the actual investment advisory fee rate paid by the Portfolio to Janus Capital. The third column shows the full performance rate for outperformance or underperformance during the measurement period relative to the Portfolio's benchmark index. The fourth column shows the performance adjusted investment advisory fee rate, which is equal to the Portfolio's base fee rate plus or minus the performance adjustment over the period. This fourth column shows the actual amount of the investment advisory fee rate paid by the Portfolio as of the end of the fiscal year.

As an example, if the Portfolio outperformed its benchmark index over the performance measurement period by its full performance rate (listed in the table below), the advisory fee would increase by 0.15% (assuming constant assets). Conversely, if the Portfolio underperformed its benchmark index over the performance measurement period by its full performance rate (listed in the table below), the advisory fee would decrease by 0.15% (assuming constant assets). Actual performance within the full range of the full performance rate may result in positive or negative incremental adjustments to the advisory fee of greater or less than 0.15%. Additional details discussing the performance fee are included below with further description in the SAI.

Portfolio Name	Base Fee Rate (%)	Full Performance Rate vs. Benchmark Index	Performance Adjusted/Actual Investment Advisory Fee Rate (%) (for the fiscal year ended December 31, 2018)
Forty Portfolio	0.64	± 8.50%	0.62

The investment advisory fee rate is determined by calculating a base fee (shown in the previous table) and applying a performance adjustment (described in further detail below). The performance adjustment either increases or decreases the base fee depending on how well the Portfolio has performed relative to the Russell 1000® Growth Index.

The calculation of the performance adjustment applies as follows:

Investment Advisory Fee = Base Fee Rate +/- Performance Adjustment

The investment advisory fee rate paid to Janus Capital by the Portfolio consists of two components: (1) a base fee calculated by applying the contractual fixed rate of the advisory fee to the Portfolio's average daily net assets during the previous month ("Base Fee Rate"), plus or minus (2) a performance-fee adjustment ("Performance Adjustment") calculated by applying a variable rate of up to 0.15% (positive or negative) to the Portfolio's average daily net assets based on the Portfolio's relative performance compared to the cumulative investment record of its benchmark index over a 36-month rolling performance measurement period.

No Performance Adjustment is applied unless the difference between the Portfolio's investment performance and the cumulative investment record of the Portfolio's benchmark index is 0.50% or greater (positive or negative) during the applicable performance measurement period. The Base Fee Rate is subject to an upward or downward Performance Adjustment for every full 0.50% increment by which the Portfolio outperforms or underperforms its benchmark index. Because the Performance Adjustment is tied to the Portfolio's relative performance compared to its benchmark index (and not its absolute performance), the Performance Adjustment could increase Janus Capital's fee even if the Portfolio's Shares lose value during the performance measurement period and could decrease Janus Capital's fee even if the Portfolio's Shares increase in value during the performance measurement period. For purposes of computing the Base Fee Rate and the Performance Adjustment, net assets are averaged over different periods (average daily net assets during the previous month for the Base Fee Rate, versus average daily net assets during the performance measurement period for the Performance Adjustment). Performance of the Portfolio is calculated net of expenses whereas the Portfolio's benchmark index does not have any fees or expenses. Reinvestment of dividends and distributions is included in calculating both the performance of the Portfolio and the Portfolio's benchmark index. The Base Fee Rate is calculated and accrued daily. The Performance Adjustment is calculated monthly in arrears and is accrued throughout the month. The investment fee is paid monthly in arrears. Under extreme circumstances involving underperformance by a rapidly shrinking Portfolio, the dollar amount of the Performance Adjustment could be more than the dollar amount of the Base Fee Rate. In such circumstances, Janus Capital would reimburse the Portfolio.

The investment performance of the Portfolio's Service Shares for the performance measurement period is used to calculate the Performance Adjustment. After Janus Capital determines whether the Portfolio's performance was above or below its benchmark index by comparing the investment performance of the Portfolio's Service Shares against the cumulative investment record of the Portfolio's benchmark index, Janus Capital applies the same Performance Adjustment (positive or negative) across each other class of shares of the Portfolio, as applicable. It is not possible to predict the effect of the Performance Adjustment on future overall compensation to Janus Capital since it depends on the performance of the Portfolio relative to the record of the Portfolio's benchmark index and future changes to the size of the Portfolio.

A discussion regarding the basis for the Trustees' approval of the Portfolio's investment advisory agreement is included in the Portfolio's annual report (for the period ending December 31) or semiannual report (for the period ending June 30) to shareholders. You can request the Portfolio's annual or semiannual reports (as they become available), free of charge, by contacting your plan sponsor, broker-dealer, or financial intermediary, or by contacting a Janus Henderson representative at 1-877-335-2687. The reports are also available, free of charge, at janushenderson.com/VIT.

INVESTMENT PERSONNEL

Forty Portfolio

Co-Portfolio Managers A. Douglas Rao and Nick Schommer jointly share responsibility for the day-to-day management of the Portfolio, with no limitation on the authority of one co-portfolio manager in relation to the other.

A. Douglas Rao is Executive Vice President and Co-Portfolio Manager of Forty Portfolio, which he has managed or co-managed since June 2013. Mr. Rao is also Portfolio Manager of other Janus Henderson accounts. He joined Janus Capital in May 2013. Prior to joining Janus Capital, Mr. Rao was a partner and portfolio manager with Chautauqua Capital Management from 2012 to May 2013, and a portfolio manager with Marsico Capital Management, LLC from 2007 to 2012. Mr. Rao holds a Bachelor's degree in History from the University of Virginia and a Master of Business Administration degree from the University of California, Los Angeles.

Nick Schommer, CFA, is Executive Vice President and Co-Portfolio Manager of Forty Portfolio, which he has co-managed since January 2016. Mr. Schommer is also Portfolio Manager of other Janus Henderson accounts. He joined Janus Capital in June 2013. Prior to joining Janus Capital, Mr. Schommer was an associate portfolio manager at Thornburg Investment Management, a position he had held since January 2012. Mr. Schommer holds a Bachelor of Science degree in Chemistry from the U.S. Military Academy at West Point, where he was recognized as a Distinguished Cadet and Phi Kappa Phi, and a Master of Business Administration degree from the UCLA Anderson School of Management. Mr. Schommer holds the Chartered Financial Analyst designation.

Information about the portfolio managers' compensation structure and other accounts managed, as well as the range of their individual ownership of securities, and the aggregate range of their individual ownership in all mutual funds advised by Janus Capital, is included in the SAI.

Conflicts of Interest

Janus Capital manages other funds and numerous other accounts, which may include separate accounts and other pooled investment vehicles, such as hedge funds. Side-by-side management of multiple accounts, including the management of a cash collateral pool for securities lending and investing the Janus Henderson funds' cash, may give rise to conflicts of interest among those accounts, and may create potential risks, such as the risk that investment activity in one account may adversely affect another account. For example, short sale activity in an account could adversely affect the market value of long positions in one or more other accounts (and vice versa). Side-by-side management may raise additional potential conflicts of interest relating to the allocation of investment opportunities and the aggregation and allocation of trades. Additionally, Janus Capital is the adviser to the Janus Capital "funds of funds," which are funds that invest primarily in other mutual funds managed by Janus Capital. Because Janus Capital is the adviser to the Janus Capital "funds of funds" and the Janus Henderson funds, it is subject to certain potential conflicts of interest when allocating the assets of a Janus Capital "fund of funds" among such Janus Henderson funds. To the extent that the Portfolio is an underlying fund in a Janus Capital "fund of funds," a potential conflict of interest arises when allocating the assets of the Janus Capital "fund of funds" to the Portfolio. Purchases and redemptions of fund shares by a Janus Capital "fund of funds" due to reallocations or rebalancings may result in a fund having to sell securities or invest cash when it otherwise would not do so. Such transactions could accelerate the realization of taxable income if sales of securities resulted in gains. In addition, redemptions by a Janus Capital "fund of funds" could cause actual expenses to increase, or could result in the Portfolio's current expenses being allocated over a smaller asset base, which may lead to an increase in the Portfolio's expense ratio. The impact of these transactions is likely to be greater when a Janus Capital "fund of funds" purchases, redeems, or owns a substantial portion of the Portfolio's shares. A further discussion of potential conflicts of interest and a discussion of certain procedures intended to mitigate such potential conflicts are contained in the Portfolio's SAI.

OTHER INFORMATION

CLASSES OF SHARES

Only Institutional Shares are offered by this Prospectus. The Shares are available only in connection with investment in and payments under variable insurance contracts, as well as certain qualified retirement plans. Service Shares are offered only in connection with investment in and payments under variable insurance contracts, as well as certain qualified retirement plans, that require a fee from Portfolio assets to procure distribution and/or administrative services to contract owners and plan participants. Because the expenses of each class may differ, the performance of each class is expected to differ. If you would like additional information about the Service Shares, please call 1-800-525-0020. In addition, for an analysis of fees associated with an investment in either share class or other similar funds, please visit www.finra.org/fundalyzer.

CLOSED PORTFOLIO POLICIES

The Portfolio may limit sales of its Shares to new investors. If sales of the Portfolio are limited, it is expected that existing shareholders invested in the Portfolio would be permitted to continue to purchase Shares through their existing Portfolio accounts and to reinvest any dividends or capital gains distributions in such accounts, absent highly unusual circumstances. Requests for new accounts into a closed portfolio would be reviewed by management, taking into consideration eligibility requirements and whether the addition to the portfolio is believed to negatively impact existing portfolio shareholders. The closed portfolio may decline opening new accounts, including eligible new accounts, if it would be in the best interests of the portfolio and its shareholders. If applicable, additional information regarding general policies and exceptions can be found in a closed portfolio's prospectuses and in the "Shares of the Trust" section of the SAI.

LIQUIDATION/REORGANIZATION OF A PORTFOLIO

It is important to know that, pursuant to the Trust's Amended and Restated Trust Instrument, the Trustees have the authority to merge, liquidate, and/or reorganize a portfolio into another portfolio without seeking shareholder vote or consent.

DISTRIBUTION OF THE PORTFOLIO

The Portfolio is distributed by Janus Distributors LLC dba Janus Henderson Distributors ("Janus Henderson Distributors"), which is a member of the Financial Industry Regulatory Authority, Inc. ("FINRA"). To obtain information about FINRA member firms and their associated persons, you may contact FINRA at www.finra.org, or 1-800-289-9999.

DISTRIBUTIONS

To avoid taxation of the Portfolio, the Internal Revenue Code of 1986, as amended (the “Internal Revenue Code”) requires the Portfolio to distribute all or substantially all of its net investment income and any net capital gains realized on its investments at least annually. The Portfolio’s income from certain dividends, interest, and any net realized short-term capital gains are paid to shareholders as ordinary income dividends. Net realized long-term capital gains, if any, are paid to shareholders as capital gains distributions, regardless of how long Shares of the Portfolio have been held. Distributions are made at the class level, so they may vary from class to class within a single portfolio.

Distribution Schedule

Dividends for the Portfolio are normally declared and distributed in June and December. Capital gains are normally declared and distributed in June. However, in certain situations it may be necessary for the Portfolio to declare and distribute capital gains in December. If necessary, dividends and net capital gains may be distributed at other times as well. Unless otherwise instructed, distributions of net investment income and net capital gains, if any, are automatically reinvested in additional Shares of the Portfolio.

How Distributions Affect the Portfolio’s NAV

Distributions are paid to shareholders as of the record date of a distribution of the Portfolio, regardless of how long the shares have been held. Undistributed dividends and net capital gains are included in the Portfolio’s daily net asset value (“NAV”). The share price of the Portfolio drops by the amount of the distribution, net of any subsequent market fluctuations. For example, assume that on December 31, the Portfolio declared a dividend in the amount of \$0.25 per share. If the Portfolio’s share price was \$10.00 on December 30, the Portfolio’s share price on December 31 would be \$9.75, barring market fluctuations.

TAXES

Taxes on Distributions

Because Shares of the Portfolio may be purchased only through variable insurance contracts and certain qualified retirement plans, it is anticipated that any income dividends or net capital gains distributions made by the Portfolio will be exempt from current federal income taxation if left to accumulate within the variable insurance contract or qualified retirement plan. Generally, withdrawals from such contracts or plans may be subject to federal income tax at ordinary income rates and, if withdrawals are made from a retirement plan before age 59½, a 10% penalty tax may be imposed. The federal income tax status of your investment depends on the features of your qualified retirement plan or variable insurance contract. Further information may be found in your plan documents or in the prospectus of the separate account offering such contract.

Taxation of the Portfolio

Dividends, interest, and some capital gains received by the Portfolio on foreign securities may be subject to foreign tax withholding or other foreign taxes. If the Portfolio is eligible, it may from year to year make the election permitted under Section 853 of the Internal Revenue Code to pass through such taxes to shareholders as a foreign tax credit. If such an election is not made, any foreign taxes paid or accrued will represent an expense to the Portfolio.

The Portfolio does not expect to pay any federal income or excise taxes because it intends to meet certain requirements of the Internal Revenue Code. In addition, because the Shares of the Portfolio are sold in connection with variable insurance contracts, the Portfolio intends to satisfy the diversification requirements applicable to insurance company separate accounts under the Internal Revenue Code. If the Portfolio invests in partnerships, it may be subject to state tax liabilities.

SHAREHOLDER'S GUIDE

Investors may not purchase or redeem Shares of the Portfolio directly. Shares may be purchased or redeemed only through variable insurance contracts offered by the separate accounts of participating insurance companies or through certain qualified retirement plans. **Refer to the prospectus for the participating insurance company's separate account or your plan documents for instructions on purchasing or selling variable insurance contracts and on how to select the Portfolio as an investment option for a contract or a qualified retirement plan.**

With certain exceptions, the Portfolio is generally available only to shareholders residing in the United States and employees of Janus Capital or its affiliates. For purposes of this policy, the Portfolio requires that a shareholder and/or entity be a U.S. citizen residing in the United States or a U.S. Territory (including overseas U.S. military or diplomatic addresses) or a resident alien residing in the United States or a U.S. Territory with a valid U.S. Taxpayer Identification Number to open an account with the Portfolio.

PRICING OF PORTFOLIO SHARES

The per share NAV for each class is computed by dividing the total value of assets allocated to the class, less liabilities allocated to that class, by the total number of outstanding shares of the class. The Portfolio's NAV is calculated as of the close of the regular trading session of the New York Stock Exchange ("NYSE") (normally 4:00 p.m. New York time) each day that the NYSE is open ("business day"). However, the time at which the Portfolio's NAV is calculated may be changed if trading on the NYSE is restricted, the NYSE closes at a different time, or as permitted by the SEC. Foreign securities held by the Portfolio may be traded on days and at times when the NYSE is closed and the NAV is therefore not calculated. Accordingly, the value of the Portfolio's holdings may change on days that are not business days in the United States and on which you will not be able to purchase or redeem the Portfolio's Shares.

All purchases and redemptions will be duly processed at the NAV next calculated after your request is received in good order by the Portfolio or its agents. In order to receive a day's price, your order must be received in good order by the Portfolio (or insurance company or plan sponsor) or its agents by the close of the regular trading session of the NYSE.

Securities held by the Portfolio are valued in accordance with policies and procedures established by and under the oversight of the Trustees. To the extent available, equity securities are generally valued on the basis of market quotations. Most fixed-income securities are typically valued using an evaluated bid price supplied by an approved pricing service that is intended to reflect market value. The evaluated bid price is an evaluation that may consider factors such as security prices, yields, maturities, and ratings. Certain short-term instruments maturing within 60 days or less may be valued at amortized cost, which approximates market value. If a market quotation or evaluated price for a security is not readily available or is deemed unreliable, or if an event that is expected to affect the value of the security occurs after the close of the principal exchange or market on which the security is traded, and before the close of the NYSE, a fair value of the security will be determined in good faith under the policies and procedures. Such events include, but are not limited to: (i) a significant event that may affect the securities of a single issuer, such as a merger, bankruptcy, or significant issuer-specific development; (ii) an event that may affect an entire market, such as a natural disaster or significant governmental action; (iii) a non-significant event such as a market closing early or not opening, or a security trading halt; and (iv) pricing of a non-valued security and a restricted or non-public security. This type of fair value pricing may be more commonly used with foreign equity securities, but it may also be used with, among other things, thinly-traded domestic securities or fixed-income securities. Special valuation considerations may apply with respect to "odd-lot" fixed-income transactions which, due to their small size, may receive evaluated prices by pricing services which reflect a large block trade and not what actually could be obtained for the odd-lot position. For valuation purposes, quotations of foreign portfolio securities, other assets and liabilities, and forward contracts stated in foreign currency are generally translated into U.S. dollar equivalents at the prevailing market rates. The Portfolio uses systematic fair valuation models provided by an independent pricing service to value foreign equity securities in order to adjust for stale pricing, which may occur between the close of certain foreign exchanges and the close of the NYSE.

Due to the subjective nature of systematic fair value pricing, the Portfolio's value for a particular security may be different from the last quoted market price. Systematic fair value pricing may reduce arbitrage activity involving the frequent buying and selling of mutual fund shares by investors seeking to take advantage of a perceived lag between a change in the value of the Portfolio's securities and the reflection of such change in the Portfolio's NAV, as further described in the "Excessive Trading" section of this Prospectus. While funds that invest in foreign securities may be at a greater risk for arbitrage activity, such activity may also arise in funds which do not invest in foreign securities, for example, when trading in a security held by a portfolio is halted and does not resume prior to the time the portfolio calculates its NAV (referred to as "stale pricing"). Portfolios that hold thinly-traded securities, such as certain small-capitalization securities or high-yield fixed-income

securities, may be subject to attempted use of arbitrage techniques. To the extent that the Portfolio's valuation of a security is different from the security's market value, short-term arbitrage traders buying and/or selling shares of the Portfolio may dilute the NAV of the Portfolio, which negatively impacts long-term shareholders. The Portfolio's fair value pricing and excessive trading policies and procedures may not completely eliminate short-term trading in certain omnibus accounts and other accounts traded through intermediaries.

The value of the securities of other open-end funds held by the Portfolio, if any, will be calculated using the NAV of such open-end funds, and the prospectuses for such open-end funds explain the circumstances under which they use fair value pricing and the effects of using fair value pricing.

ADMINISTRATIVE FEES

Janus Services receives an administrative services fee at an annual rate of 0.05% of the average daily net assets of the Portfolio for arranging for the provision by participating insurance companies and qualified plan service providers of administrative services, including recordkeeping, subaccounting, order processing, or other shareholder services provided on behalf of contract holders or plan participants investing in the Portfolio. Other shareholder services may include the provision of order confirmations, periodic account statements, forwarding prospectuses, shareholder reports, and other materials to existing customers, and answering inquiries regarding accounts. Janus Services expects to use this entire fee to compensate insurance companies and qualified plan service providers for providing these services to their customers who invest in the Portfolio.

PAYMENTS TO FINANCIAL INTERMEDIARIES BY JANUS CAPITAL OR ITS AFFILIATES

From its own assets, Janus Capital or its affiliates pay fees to selected insurance companies, qualified plan service providers or their affiliates, or other financial intermediaries that distribute, market, or promote the Portfolio or perform related services for contract owners and plan participants. The amount of these payments is determined from time to time by Janus Capital, may be substantial, and may differ for different financial intermediaries. Janus Capital and its affiliates consider a number of factors in making payments to financial intermediaries.

Janus Capital or its affiliates may pay fees, from their own assets, to selected insurance companies, qualified plan service providers, and other financial intermediaries for providing recordkeeping, subaccounting, transaction processing, and other shareholder or administrative services (including payments for processing transactions via the National Securities Clearing Corporation ("NSCC") or other means) in connection with investments in the Janus Henderson funds. These fees are in addition to any fees that may be paid by the Janus Henderson funds for these types of services or other services.

In addition, Janus Capital or its affiliates periodically share certain marketing expenses with selected intermediaries, or pay for or sponsor informational meetings, seminars, client awareness events, support for marketing materials, sales reporting, or business building programs for such intermediaries to raise awareness of the Portfolio. Janus Capital or its affiliates make payments to participate in selected intermediary marketing support programs which may provide Janus Capital or its affiliates with one or more of the following benefits: attendance at sales conferences, participation in meetings or training sessions, access to or information about intermediary personnel, use of an intermediary's marketing and communication infrastructure, fund analysis tools, data, business planning and strategy sessions with intermediary personnel, information on industry- or platform-specific developments, trends and service providers, and other marketing-related services. Such payments may be in addition to, or in lieu of, the fees described above. These payments are intended to promote the sales of Janus Henderson funds and to reimburse financial intermediaries, directly or indirectly, for the costs that they or their salespersons incur in connection with educational seminars, meetings, and training efforts about the Janus Henderson funds to enable the intermediaries and their salespersons to make suitable recommendations, provide useful services, and maintain the necessary infrastructure to make the Janus Henderson funds available to their customers.

The receipt of (or prospect of receiving) fees or reimbursements and other forms of compensation described above may provide a financial intermediary and its salespersons with an incentive to favor sales of Janus Henderson funds' shares over sales of other mutual funds (or non-mutual fund investments) or to favor sales of one class of Janus Henderson funds' shares over sales of another Janus Henderson funds' share class, with respect to which the financial intermediary does not receive such payments or receives them in a lower amount. The receipt of these payments may cause certain financial intermediaries to elevate the prominence of the Janus Henderson funds within such financial intermediary's organization by, for example, placement on a list of preferred or recommended funds and/or the provision of preferential or enhanced opportunities to promote the Janus Henderson funds in various ways within such financial intermediary's organization.

From time to time, certain financial intermediaries approach Janus Capital to request that Janus Capital make contributions to certain charitable organizations. In these cases, Janus Capital's contribution may result in the financial intermediary, or its salespersons, recommending Janus Henderson funds over other mutual funds (or non-mutual fund investments).

The payment arrangements described above will not change the price a contract owner or plan participant pays for Shares nor the amount that a Janus Henderson fund receives to invest on behalf of the contract owner or plan participant. You should consider whether such arrangements exist when evaluating any recommendations from an intermediary to purchase or sell Shares of the Portfolio and, if applicable, when considering which share class of the Portfolio is most appropriate for you. Please contact your insurance company or plan sponsor for details on such arrangements.

PURCHASES

Purchases of Shares may be made only by the separate accounts of insurance companies for the purpose of funding variable insurance contracts or by certain qualified retirement plans. Refer to the prospectus of the appropriate insurance company separate account or your plan documents for information on how to invest in the Shares of the Portfolio. Under certain circumstances, the Portfolio may permit an in-kind purchase of Shares. Participating insurance companies and certain other designated organizations are authorized to receive purchase orders on the Portfolio's behalf. As discussed under "Payments to Financial Intermediaries by Janus Capital or its Affiliates," Janus Capital and its affiliates may make payments to selected insurance companies, qualified plan service providers, or their affiliates, or other financial intermediaries that were instrumental in the acquisition or retention of accounts for the Portfolio or that provide services in connection with investments in the Portfolio. You should consider such arrangements when evaluating any recommendation of the Portfolio.

The Portfolio reserves the right to reject any purchase order, including exchange purchases, for any reason. The Portfolio is not intended for excessive trading. For more information about the Portfolio's policy on excessive trading, refer to "Excessive Trading."

The Portfolio may discontinue sales to a qualified plan and require plan participants with existing investments in the Shares to redeem those investments if the plan loses (or in the opinion of Janus Capital, is at risk of losing) its qualified plan status.

In compliance with the Uniting and Strengthening America by Providing Appropriate Tools Required to Intercept and Obstruct Terrorism Act of 2001 ("USA PATRIOT Act"), your insurance company or plan sponsor is required to verify certain information on your account application as part of its Anti-Money Laundering Program. You will be required to provide your full name, date of birth, Social Security number, and permanent street address to assist in verifying your identity. You may also be asked to provide documents that may help to establish your identity. Until verification of your identity is made, your insurance company or plan sponsor may temporarily limit additional share purchases. In addition, your insurance company or plan sponsor may close an account if they are unable to verify a shareholder's identity. Please contact your insurance company or plan sponsor if you need additional assistance when completing your application or additional information about the insurance company or plan sponsor's Anti-Money Laundering Program.

In an effort to ensure compliance with this law, Janus Capital's Anti-Money Laundering Program (the "Program") provides for the development of internal practices, procedures and controls, designation of anti-money laundering compliance officers, an ongoing training program, and an independent audit function to determine the effectiveness of the Program.

Potential Conflicts

Although the Portfolio does not currently anticipate any disadvantages to policy owners because the Portfolio offers its Shares to unaffiliated variable annuity and variable life separate accounts of insurance companies that are unaffiliated with Janus Capital and to certain qualified retirement plans, there is a possibility that a material conflict may arise. The Trustees monitor events in an effort to identify any disadvantages or material irreconcilable conflicts and to determine what action, if any, should be taken in response. If a material disadvantage or conflict is identified, the Trustees may require one or more insurance company separate accounts or qualified plans to withdraw its investments in the Portfolio or substitute Shares of another portfolio. If this occurs, the Portfolio may be forced to sell its securities at disadvantageous prices. In addition, the Portfolio may refuse to sell its Shares to any separate account or qualified plan or may suspend or terminate the offering of the Portfolio's Shares if such action is required by law or regulatory authority or is in the best interests of the Portfolio's shareholders. It is possible that a qualified plan investing in the Portfolio could lose its qualified plan status under the Internal Revenue Code, which could have adverse tax consequences on insurance company separate accounts investing in the Portfolio. Janus Capital intends to monitor such qualified plans, and the Portfolio may discontinue sales to a qualified plan

and require plan participants with existing investments in the Portfolio to redeem those investments if a plan loses (or in the opinion of Janus Capital is at risk of losing) its qualified plan status.

REDEMPTIONS

Redemptions, like purchases, may be effected only through the separate accounts of participating insurance companies or through certain qualified retirement plans. Please refer to the appropriate separate account prospectus or plan documents for details.

Shares of the Portfolio may be redeemed on any business day on which the Portfolio's NAV is calculated. Redemptions are duly processed at the NAV next calculated after your redemption order is received in good order by the Portfolio or its agents. Redemption proceeds will normally be sent within two business days following receipt of the redemption order. The Portfolio typically expects to meet redemption requests by paying out proceeds from cash or cash equivalent portfolio holdings, or by selling portfolio holdings. In stressed market conditions, and other appropriate circumstances, redemption methods may include borrowing funds or redeeming in-kind.

The Portfolio reserves the right to postpone payment of redemption proceeds for up to seven calendar days. Additionally, the right to require the Portfolio to redeem its Shares may be suspended, or the date of payment may be postponed beyond seven calendar days, whenever: (i) trading on the NYSE is restricted, as determined by the SEC, or the NYSE is closed (except for holidays and weekends); (ii) the SEC permits such suspension and so orders; or (iii) an emergency exists as determined by the SEC so that disposal of securities or determination of NAV is not reasonably practicable.

Large Shareholder Redemptions

Certain large shareholders, such as other portfolios, participating insurance companies, accounts, and Janus Capital affiliates, may from time to time own (beneficially or of record) or control a significant percentage of the Portfolio's Shares. Redemptions by these large shareholders of their holdings in the Portfolio may cause the Portfolio to sell securities at times when it would not otherwise do so, which may negatively impact the Portfolio's NAV and liquidity. Similarly, large Portfolio share purchases may adversely affect the Portfolio's performance to the extent that the Portfolio is delayed in investing new cash and is required to maintain a larger cash position than it ordinarily would. A large shareholder purchase or redemption may also increase transaction costs. In addition, a large redemption could result in the Portfolio's current expenses being allocated over a smaller asset base, which could lead to an increase in the Portfolio's expense ratio.

Redemptions In-Kind

Shares normally will be redeemed for cash, although the Portfolio retains the right to redeem some or all of its shares in-kind under unusual circumstances, in order to protect the interests of remaining shareholders, to accommodate a request by a particular shareholder that does not adversely affect the interests of the remaining shareholders, or in connection with the liquidation of a portfolio, by delivery of securities selected from its assets at its discretion. However, the Portfolio is required to redeem shares solely for cash up to the lesser of \$250,000 or 1% of the NAV of the Portfolio during any 90-day period for any one shareholder. Should redemptions by any shareholder exceed such limitation, the Portfolio will have the option of redeeming the excess in cash or in-kind. In-kind payment means payment will be made in portfolio securities rather than cash, and may potentially include illiquid investments. Illiquid investments may not be able to be sold quickly or at a price that reflects full value, or there may not be a market for such investments, which could cause the redeeming shareholder to realize losses on the investment if it is sold at a price lower than that at which it had been valued. If the Portfolio makes an in-kind payment, the redeeming shareholder might incur brokerage or other transaction costs to convert the securities to cash, whereas such costs are borne by the Portfolio for cash redemptions.

While the Portfolio may pay redemptions in-kind, the Portfolio may instead choose to raise cash to meet redemption requests through the sale of portfolio securities or permissible borrowings. If the Portfolio is forced to sell securities at an unfavorable time and/or under unfavorable conditions, such sales may adversely affect the Portfolio's NAV and may increase brokerage costs.

EXCESSIVE TRADING

Excessive and Short-Term Trading Policies and Procedures

The Trustees have adopted policies and procedures with respect to short-term and excessive trading of Portfolio shares ("excessive trading"). The Portfolio is intended for long-term investment purposes, and the Portfolio will take reasonable steps

to attempt to detect and deter short-term and excessive trading. Transactions placed in violation of the Portfolio's excessive trading policies and procedures may be cancelled or rescinded by the Portfolio by the next business day following receipt by the Portfolio. The trading history of accounts determined to be under common ownership or control within any of the Janus Henderson funds may be considered in enforcing these policies and procedures. As described below, however, the Portfolio may not be able to identify all instances of excessive trading or completely eliminate the possibility of excessive trading. In particular, it may be difficult to identify excessive trading in certain omnibus accounts and other accounts traded through intermediaries (such as insurance companies or plan sponsors). By their nature, omnibus accounts, in which purchases and redemptions of the Portfolio's shares by multiple investors are aggregated by the intermediary and presented to the Portfolio on a net basis, may effectively conceal the identity of individual investors and their transactions from the Portfolio and its agents. This makes the elimination of excessive trading in the accounts impractical without the assistance of the intermediary.

The Janus Henderson funds attempt to deter excessive trading through at least the following methods:

- trade monitoring; and
- fair valuation of securities as described under "Pricing of Portfolio Shares."

The Portfolio monitors for patterns of shareholder short-term trading and may suspend or permanently terminate the purchase and exchange privilege (if permitted by your insurance company or plan sponsor) of any investor who is identified as having a pattern of short-term trading. The Portfolio at all times reserves the right to reject any purchase or exchange request and to modify or terminate the purchase and exchange privileges for any investor for any reason without prior notice, in particular, if the trading activity in the account(s) is deemed to be disruptive to the Portfolio. For example, the Portfolio may refuse a purchase order if the portfolio managers believe they would be unable to invest the money effectively in accordance with the Portfolio's investment policies or the Portfolio would otherwise be adversely affected due to the size of the transaction, frequency of trading, or other factors.

The Portfolio's Trustees may approve from time to time a redemption fee to be imposed by any Janus Henderson fund, subject to 60 days' notice to shareholders of that fund.

Investors who place transactions through the same insurance company or plan sponsor on an omnibus basis may be deemed part of a group for the purpose of the Portfolio's excessive trading policies and procedures and may be rejected in whole or in part by the Portfolio. The Portfolio, however, cannot always identify or reasonably detect excessive trading that may be facilitated by insurance companies or plan sponsors or made difficult to identify through the use of omnibus accounts by those intermediaries that transmit purchase, exchange, and redemption orders to the Portfolio, and thus the Portfolio may have difficulty curtailing such activity. Transactions accepted by an insurance company or plan sponsor in violation of the Portfolio's excessive trading policies may be cancelled or revoked by the Portfolio by the next business day following receipt by the Portfolio.

In an attempt to detect and deter excessive trading in omnibus accounts, the Portfolio or its agents may require intermediaries to impose restrictions on the trading activity of accounts traded through those intermediaries. Such restrictions may include, but are not limited to, requiring that trades be placed by U.S. mail, prohibiting future purchases by investors who have recently redeemed Portfolio shares, requiring intermediaries to report information about customers who purchase and redeem large amounts, and similar restrictions. The Portfolio's ability to impose such restrictions with respect to accounts traded through particular intermediaries may vary depending on the systems' capabilities, applicable contractual and legal restrictions, and cooperation of those intermediaries.

Generally, the Portfolio's excessive trading policies and procedures do not apply to (i) a money market fund, although money market funds at all times reserve the right to reject any purchase request (including exchange purchases, if permitted by your insurance company or plan sponsor) for any reason without prior notice; (ii) transactions in the Janus Henderson funds by a Janus Capital "fund of funds," which is a fund that primarily invests in other Janus Henderson mutual funds; (iii) periodic rebalancing and identifiable transactions by certain funds of funds and asset allocation programs to realign portfolio investments with existing target allocations; and (iv) systematic purchase, exchange, or redemption programs.

The Portfolio's policies and procedures regarding excessive trading may be modified at any time by the Portfolio's Trustees.

Excessive Trading Risks

Excessive trading may present risks to the Portfolio's long-term shareholders. Excessive trading into and out of the Portfolio may disrupt portfolio investment strategies, may create taxable gains to remaining Portfolio shareholders, and may increase

Portfolio expenses, all of which may negatively impact investment returns for all remaining shareholders, including long-term shareholders.

Portfolios that invest in foreign securities may be at a greater risk for excessive trading. Investors may attempt to take advantage of anticipated price movements in securities held by a portfolio based on events occurring after the close of a foreign market that may not be reflected in the portfolio's NAV (referred to as "price arbitrage"). Such arbitrage opportunities may also arise in portfolios which do not invest in foreign securities, for example, when trading in a security held by a portfolio is halted and does not resume prior to the time the portfolio calculates its NAV (referred to as "stale pricing"). Portfolios that hold thinly-traded securities, such as certain small-capitalization securities, may be subject to attempted use of arbitrage techniques. To the extent that the Portfolio's valuation of a security differs from the security's market value, short-term arbitrage traders may dilute the NAV of the Portfolio, which negatively impacts long-term shareholders. Although the Portfolio has adopted valuation policies and procedures intended to reduce the Portfolio's exposure to price arbitrage, stale pricing, and other potential pricing inefficiencies, under such circumstances there is potential for short-term arbitrage trades to dilute the value of shares held by the Portfolio.

Although the Portfolio takes steps to detect and deter excessive trading pursuant to the policies and procedures described in this Prospectus and approved by the Trustees, there is no assurance that these policies and procedures will be effective in limiting excessive trading in all circumstances. For example, the Portfolio may be unable to completely eliminate the possibility of excessive trading in certain omnibus accounts and other accounts traded through intermediaries. Omnibus accounts may effectively conceal the identity of individual investors and their transactions from the Portfolio and its agents. This makes the Portfolio's identification of excessive trading transactions in the Portfolio through an omnibus account difficult and makes the elimination of excessive trading in the account impractical without the assistance of the intermediary. Moreover, the contract between an insurance company and the owner of a variable insurance contract may govern the frequency with which the contract owner may cause the insurance company to purchase or redeem shares of the Portfolio. Although the Portfolio encourages intermediaries to take necessary actions to detect and deter excessive trading, some intermediaries may be unable or unwilling to do so, and accordingly, the Portfolio cannot eliminate completely the possibility of excessive trading.

Shareholders that invest through an omnibus account should be aware that they may be subject to the policies and procedures of their insurance company or plan sponsor with respect to excessive trading in the Portfolio.

AVAILABILITY OF PORTFOLIO HOLDINGS INFORMATION

The Mutual Fund Holdings Disclosure Policies and Procedures adopted by Janus Capital and all mutual funds managed within the Janus Henderson fund complex are designed to be in the best interests of the portfolios and to protect the confidentiality of the portfolios' holdings. The following describes policies and procedures with respect to disclosure of portfolio holdings.

- **Full Holdings.** The Portfolio is required to disclose its complete holdings in the quarterly holdings report on Form N-Q within 60 days of the end of the first and third fiscal quarters, and in the annual report and semiannual report to Portfolio shareholders. These reports (i) are available on the SEC's website at <http://www.sec.gov>; (ii) may be reviewed and copied at the SEC's Public Reference Room in Washington, D.C. (information on the Public Reference Room may be obtained by calling 1-800-SEC-0330); and (iii) are available without charge, upon request, by calling a Janus Henderson representative at 1-877-335-2687 (toll free). Portfolio holdings consisting of at least the names of the holdings are generally available on a monthly basis with a 30-day lag. Holdings are generally posted approximately two business days thereafter under Full Holdings for the Portfolio at janushenderson.com/VIT.
- **Top Holdings.** The Portfolio's top portfolio holdings, in order of position size and as a percentage of the Portfolio's total portfolio, are available monthly with a 15-day lag and on a calendar quarter-end basis with a 15-day lag.
- **Other Information.** The Portfolio may occasionally provide security breakdowns (e.g., industry, sector, regional, market capitalization, and asset allocation), top performance contributors/detractors, and specific portfolio level performance attribution information and statistics monthly with a 15-day lag and on a calendar quarter-end basis with a 15-day lag. Top performance contributors/detractors may include the percentage of contribution/detraction to Portfolio performance.

Full portfolio holdings will remain available on the Janus Henderson websites at least until a Form N-CSR or Form N-Q is filed with the SEC for the period that includes the date as of which the website information is current. Janus Capital may

exclude from publication on its websites all or any portion of portfolio holdings or change the time periods of disclosure as deemed necessary to protect the interests of the Janus Henderson funds. Under extraordinary circumstances, exceptions to the Mutual Fund Holdings Disclosure Policies and Procedures may be made by Janus Capital's Chief Investment Officer(s) or their delegates. All exceptions shall be preapproved by the Chief Compliance Officer or her designee. Such exceptions may be made without prior notice to shareholders. A summary of the Portfolio's holdings disclosure policies and procedures, which includes a discussion of any exceptions, is contained in the Portfolio's SAI.

SHAREHOLDER COMMUNICATIONS

Your insurance company or plan sponsor is responsible for providing annual and semiannual reports, including the financial statements of the Portfolio. These reports show the Portfolio's investments and the market value of such investments, as well as other information about the Portfolio and its operations. Please contact your insurance company or plan sponsor to obtain these reports. The Trust's fiscal year ends December 31.

FINANCIAL HIGHLIGHTS

The financial highlights table is intended to help you understand the Portfolio's financial performance for the period ended December 31 of the fiscal years shown. Items "Net asset value, beginning of period" through "Net asset value, end of period" reflect financial results for a single Portfolio Share. The gross expense ratio reflects expenses prior to any expense offset arrangement and waivers (reimbursements), if applicable. The net expense ratio reflects expenses after any expense offset arrangement and waivers (reimbursements), if applicable. The information shown for the fiscal years ended December 31 has been audited by PricewaterhouseCoopers LLP, whose report, along with the Portfolio's financial statements, is included in the Annual Report, which is available upon request, and incorporated by reference into the SAI.

The total returns in the table represent the rate that an investor would have earned (or lost) on an investment in the Institutional Shares of the Portfolio (assuming reinvestment of all dividends and distributions) but do not include charges and expenses attributable to any insurance product. If these charges and expenses had been included, the performance for the years shown would be lower. "Total return" information may include adjustments in accordance with generally accepted accounting principles. As a result, returns may differ from returns for shareholder transactions.

Forty Portfolio – Institutional Shares

	Years ended December 31				
	2018	2017	2016	2015	2014
Net asset value, beginning of period	\$39.76	\$32.19	\$36.37	\$40.27	\$53.34
<i>Income from investment operations:</i>					
Net investment income/(loss) ⁽¹⁾	0.07	0.02	0.05	0.03	0.03
Net gain/(loss) on securities (both realized and unrealized)	1.31	9.58	0.58	4.77	3.08
Total from investment operations	1.38	9.60	0.63	4.80	3.11
<i>Less distributions:</i>					
Dividends (from net investment income)	—	—	—	—	(0.09)
Distributions (from capital gains)	(5.94)	(2.03)	(4.81)	(8.70)	(16.09)
Total distributions	(5.94)	(2.03)	(4.81)	(8.70)	(16.18)
Net asset value, end of period	\$35.20	\$39.76	\$32.19	\$36.37	\$40.27
Total return	1.98%	30.31%	2.20%	12.22%	8.73%
Net assets, end of period (in thousands)	\$292,132	\$309,258	\$257,009	\$295,725	\$299,546
Average net assets for the period (in thousands)	\$327,962	\$297,125	\$273,374	\$298,904	\$307,359
Ratio of gross expenses to average net assets	0.71%	0.82%	0.72%	0.69%	0.57%
Ratio of net expenses to average net assets	0.71%	0.82%	0.72%	0.69%	0.57%
Ratio of net investment income/(loss) to average net assets	0.17%	0.05%	0.15%	0.08%	0.07%
Portfolio turnover rate	41%	39%	53%	55%	46%

(1) Per share amounts are calculated using the average shares outstanding method.

GLOSSARY OF INVESTMENT TERMS

This glossary provides a more detailed description of some of the types of securities, investment strategies, and other instruments in which the Portfolio may invest, as well as some general investment terms. The Portfolio may invest in these instruments to the extent permitted by its investment objective and policies. The Portfolio is not limited by this discussion and may invest in any other types of instruments not precluded by the policies discussed elsewhere in this Prospectus.

EQUITY AND DEBT SECURITIES

Average-Weighted Effective Maturity is a measure of a bond's maturity. The stated maturity of a bond is the date when the issuer must repay the bond's entire principal value to an investor. Some types of bonds may also have an "effective maturity" that is shorter than the stated date due to prepayment or call provisions. Securities without prepayment or call provisions generally have an effective maturity equal to their stated maturity. Average-weighted effective maturity is calculated by averaging the effective maturity of bonds held by a Portfolio with each effective maturity "weighted" according to the percentage of net assets that it represents.

Bank loans include institutionally-traded floating and fixed-rate debt securities generally acquired as a participation interest in or assignment of a loan originated by a lender or financial institution. Assignments and participations involve credit, interest rate, and liquidity risk. Interest rates on floating rate securities adjust with interest rate changes and/or issuer credit quality. If a Portfolio purchases a participation interest, it may only be able to enforce its rights through the lender and may assume the credit risk of both the borrower and the lender. There are also risks involved in purchasing assignments. If a loan is foreclosed, a Portfolio may become part owner of any collateral securing the loan and may bear the costs and liabilities associated with owning and disposing of any collateral. The Portfolio could be held liable as a co-lender. In addition, there is no assurance that the liquidation of any collateral from a secured loan would satisfy a borrower's obligations or that any collateral could be liquidated. A Portfolio may have difficulty trading assignments and participations to third parties or selling such securities in secondary markets, which in turn may affect the Portfolio's NAV.

Bonds are debt securities issued by a company, municipality, government, or government agency. The issuer of a bond is required to pay the holder the amount of the loan (or par value of the bond) at a specified maturity and to make scheduled interest payments.

Certificates of Participation ("COPs") are certificates representing an interest in a pool of securities. Holders are entitled to a proportionate interest in the underlying securities. Municipal lease obligations are often sold in the form of COPs.

Commercial paper is a short-term debt obligation with a maturity ranging from 1 to 270 days issued by banks, corporations, and other borrowers to investors seeking to invest idle cash. A Portfolio may purchase commercial paper issued in private placements under Section 4(2) of the Securities Act of 1933, as amended (the "1933 Act").

Common stocks are equity securities representing shares of ownership in a company and usually carry voting rights and earn dividends. Unlike preferred stock, dividends on common stock are not fixed but are declared at the discretion of the issuer's board of directors.

Convertible securities are preferred stocks or bonds that pay a fixed dividend or interest payment and are convertible into common stock at a specified price or conversion ratio.

Debt securities are securities representing money borrowed that must be repaid at a later date. Such securities have specific maturities and usually a specific rate of interest or an original purchase discount.

Depository receipts are receipts for shares of a foreign-based corporation that entitle the holder to dividends and capital gains on the underlying security. Receipts include those issued by domestic banks (American Depositary Receipts), foreign banks (Global or European Depositary Receipts), and broker-dealers (depository shares).

Duration is a measurement of price sensitivity to interest rate changes. Unlike average maturity, duration reflects both principal and interest payments. Generally, the higher the coupon rate on a bond, the lower its duration will be. The duration of a bond portfolio is calculated by averaging the duration of bonds held by a Portfolio with each duration "weighted" according to the percentage of net assets that it represents. Because duration accounts for interest payments, a Portfolio's duration is usually shorter than its average maturity. Securities with longer durations tend to be more sensitive to changes in interest rates, and are usually more volatile than securities with shorter duration. For example, the price of a bond portfolio

with an average duration of five years would be expected to fall approximately 5% if interest rates rose by one percentage point. A Portfolio with a longer portfolio duration is more likely to experience a decrease in its share price as interest rates rise.

Equity securities generally include domestic and foreign common stocks; preferred stocks; securities convertible into common stocks or preferred stocks; warrants to purchase common or preferred stocks; and other securities with equity characteristics.

Exchange-traded funds (“ETFs”) are index-based investment companies which hold substantially all of their assets in securities with equity characteristics. As a shareholder of another investment company, a Portfolio would bear its pro rata portion of the other investment company’s expenses, including advisory fees, in addition to the expenses the Portfolio bears directly in connection with its own operations.

Fixed-income securities are securities that pay a specified rate of return. The term generally includes short- and long-term government, corporate, and municipal obligations that pay a specified rate of interest, dividends, or coupons for a specified period of time. Coupon and dividend rates may be fixed for the life of the issue or, in the case of adjustable and floating rate securities, for a shorter period.

High-yield/high-risk bonds are bonds that are rated below investment grade by the primary rating agencies (i.e., BB+ or lower by Standard & Poor’s and Fitch, or Ba or lower by Moody’s). Other terms commonly used to describe such bonds include “lower rated bonds,” “non-investment grade bonds,” and “junk bonds.”

Mortgage- and asset-backed securities are shares in a pool of mortgages or other debt instruments. These securities are generally pass-through securities, which means that principal and interest payments on the underlying securities (less servicing fees) are passed through to shareholders on a pro rata basis. These securities involve prepayment risk, which is the risk that the underlying mortgages or other debt may be refinanced or paid off prior to their maturities during periods of declining interest rates. In that case, a Portfolio may have to reinvest the proceeds from the securities at a lower rate. Potential market gains on a security subject to prepayment risk may be more limited than potential market gains on a comparable security that is not subject to prepayment risk.

Mortgage dollar rolls are transactions in which a Portfolio sells a mortgage-related security, such as a security issued by Government National Mortgage Association, to a dealer and simultaneously agrees to purchase a similar security (but not the same security) in the future at a predetermined price. A “dollar roll” can be viewed as a collateralized borrowing in which a Portfolio pledges a mortgage-related security to a dealer to obtain cash.

Municipal securities are bonds or notes issued by a U.S. state or political subdivision. A municipal security may be a general obligation backed by the full faith and credit (i.e., the borrowing and taxing power) of a municipality or a revenue obligation paid out of the revenues of a designated project, facility, or revenue source.

Pass-through securities are shares or certificates of interest in a pool of debt obligations that have been repackaged by an intermediary, such as a bank or broker-dealer.

Passive foreign investment companies (“PFICs”) are any foreign corporations which generate certain amounts of passive income or hold certain amounts of assets for the production of passive income. Passive income includes dividends, interest, royalties, rents, and annuities. To avoid taxes and interest that a Portfolio must pay if these investments are profitable, the Portfolio may make various elections permitted by the tax laws. These elections could require that a Portfolio recognize taxable income, which in turn must be distributed, before the securities are sold and before cash is received to pay the distributions.

Pay-in-kind bonds are debt securities that normally give the issuer an option to pay cash at a coupon payment date or give the holder of the security a similar bond with the same coupon rate and a face value equal to the amount of the coupon payment that would have been made.

Preferred stocks are equity securities that generally pay dividends at a specified rate and have preference over common stock in the payment of dividends and liquidation. Preferred stock generally does not carry voting rights.

Real estate investment trust (“REIT”) is an investment trust that operates through the pooled capital of many investors who buy its shares. Investments are in direct ownership of either income property or mortgage loans.

Rule 144A securities are securities that are not registered for sale to the general public under the 1933 Act, but that may be resold to certain institutional investors.

Standby commitment is a right to sell a specified underlying security or securities within a specified period of time and at an exercise price equal to the amortized cost of the underlying security or securities plus accrued interest, if any, at the time of exercise, that may be sold, transferred, or assigned only with the underlying security or securities. A standby commitment entitles the holder to receive same day settlement, and will be considered to be from the party to whom the investment company will look for payment of the exercise price.

Step coupon bonds are high-quality issues with above-market interest rates and a coupon that increases over the life of the bond. They may pay monthly, semiannual, or annual interest payments. On the date of each coupon payment, the issuer decides whether to call the bond at par, or whether to extend it until the next payment date at the new coupon rate.

Strip bonds are debt securities that are stripped of their interest (usually by a financial intermediary) after the securities are issued. The market value of these securities generally fluctuates more in response to changes in interest rates than interest-paying securities of comparable maturity.

“To be announced” or “TBA” commitments are forward agreements for the purchase or sale of securities, including mortgage-backed securities, for a fixed price, with payment and delivery on an agreed upon future settlement date. The specific securities to be delivered are not identified at the trade date. However, delivered securities must meet specified terms, including issuer, rate, and mortgage terms.

U.S. Government securities include direct obligations of the U.S. Government that are supported by its full faith and credit. Treasury bills have initial maturities of less than one year, Treasury notes have initial maturities of one to ten years, and Treasury bonds may be issued with any maturity but generally have maturities of at least ten years. U.S. Government securities also include indirect obligations of the U.S. Government that are issued by federal agencies and government sponsored entities. Unlike Treasury securities, agency securities generally are not backed by the full faith and credit of the U.S. Government. Some agency securities are supported by the right of the issuer to borrow from the Treasury, others are supported by the discretionary authority of the U.S. Government to purchase the agency’s obligations, and others are supported only by the credit of the sponsoring agency.

Variable and floating rate securities have variable or floating rates of interest and, under certain limited circumstances, may have varying principal amounts. Variable and floating rate securities pay interest at rates that are adjusted periodically according to a specified formula, usually with reference to some interest rate index or market interest rate (the “underlying index”). The floating rate tends to decrease the security’s price sensitivity to changes in interest rates.

Warrants are securities, typically issued with preferred stock or bonds, which give the holder the right to buy a proportionate amount of common stock at a specified price. The specified price is usually higher than the market price at the time of issuance of the warrant. The right may last for a period of years or indefinitely.

Zero coupon bonds are debt securities that do not pay regular interest at regular intervals, but are issued at a discount from face value. The discount approximates the total amount of interest the security will accrue from the date of issuance to maturity. The market value of these securities generally fluctuates more in response to changes in interest rates than interest-paying securities.

FUTURES, OPTIONS, AND OTHER DERIVATIVES

Credit default swaps are a specific kind of counterparty agreement that allows the transfer of third party credit risk from one party to the other. One party in the swap is a lender and faces credit risk from a third party, and the counterparty in the credit default swap agrees to insure this risk in exchange for regular periodic payments.

Derivatives are financial instruments whose performance is derived from the performance of another asset (stock, bond, commodity, currency, interest rate or market index). Types of derivatives can include, but are not limited to options, forward contracts, swaps, and futures contracts.

Equity-linked structured notes are derivative securities which are specially designed to combine the characteristics of one or more underlying securities and their equity derivatives in a single note form. The return and/or yield or income component may be based on the performance of the underlying equity securities, an equity index, and/or option positions. Equity-linked structured notes are typically offered in limited transactions by financial institutions in either registered or non-registered form. An investment in equity-linked structured notes creates exposure to the credit risk of the issuing financial institution, as well as to the market risk of the underlying securities. There is no guaranteed return of principal with these securities, and

the appreciation potential of these securities may be limited by a maximum payment or call right. In certain cases, equity-linked structured notes may be more volatile and less liquid than less complex securities or other types of fixed-income securities. Such securities may exhibit price behavior that does not correlate with other fixed-income securities.

Equity swaps involve the exchange by two parties of future cash flow (e.g., one cash flow based on a referenced interest rate and the other based on the performance of stock or a stock index).

Forward contracts are contracts to purchase or sell a specified amount of a financial instrument for an agreed upon price at a specified time. Forward contracts are not currently exchange-traded and are typically negotiated on an individual basis. A Portfolio may enter into forward currency contracts for investment purposes or to hedge against declines in the value of securities denominated in, or whose value is tied to, a currency other than the U.S. dollar or to reduce the impact of currency appreciation on purchases of such securities. It may also enter into forward contracts to purchase or sell securities or other financial indices.

Futures contracts are contracts that obligate the buyer to receive and the seller to deliver an instrument or money at a specified price on a specified date. A Portfolio may buy and sell futures contracts on foreign currencies, securities, and financial indices including indices of U.S. Government, foreign government, equity, or fixed-income securities. A Portfolio may also buy options on futures contracts. An option on a futures contract gives the buyer the right, but not the obligation, to buy or sell a futures contract at a specified price on or before a specified date. Futures contracts and options on futures are standardized and traded on designated exchanges. To the extent a Portfolio engages in futures contracts on foreign exchanges, such exchanges may not provide the same protection as U.S. exchanges.

Indexed/structured securities are typically short- to intermediate-term debt securities whose value at maturity or interest rate is linked to currencies, interest rates, equity securities, indices, commodity prices, or other financial indicators. Such securities may be positively or negatively indexed (e.g., their value may increase or decrease if the reference index or instrument appreciates). Indexed/structured securities may have return characteristics similar to direct investments in the underlying instruments and may be more volatile than the underlying instruments. A Portfolio bears the market risk of an investment in the underlying instruments, as well as the credit risk of the issuer.

Inflation-linked swaps involve the exchange by a Portfolio with another party of their respective commitments to pay or receive interest (e.g., an exchange of fixed rate payments for floating rate payments or an exchange of floating rate payments based on two different reference indices). By design, one of the reference indices is an inflation index, such as the Consumer Price Index.

Interest rate swaps involve the exchange by two parties of their respective commitments to pay or receive interest (e.g., an exchange of floating rate payments for fixed rate payments).

Inverse floaters are debt instruments whose interest rate bears an inverse relationship to the interest rate on another instrument or index. For example, upon reset, the interest rate payable on the inverse floater may go down when the underlying index has risen. Certain inverse floaters may have an interest rate reset mechanism that multiplies the effects of change in the underlying index. Such mechanism may increase the volatility of the security's market value.

Options are the right, but not the obligation, to buy or sell a specified amount of securities or other assets on or before a fixed date at a predetermined price. A Portfolio may purchase and write put and call options on securities, securities indices, and foreign currencies. A Portfolio may purchase or write such options individually or in combination.

Participatory notes are derivative securities which are linked to the performance of an underlying Indian security and which allow investors to gain market exposure to Indian securities without trading directly in the local Indian market.

Total return swaps involve an exchange by two parties in which one party makes payments based on a set rate, either fixed or variable, while the other party makes payments based on the return of an underlying asset, which includes both the income it generates and any capital gains over the payment period. A fixed-income total return swap may be written on many different kinds of underlying reference assets, and may include different indices for various kinds of debt securities (e.g., U.S. investment grade bonds, high-yield bonds, or emerging market bonds).

OTHER INVESTMENTS, STRATEGIES, AND/OR TECHNIQUES

Cash sweep program is an arrangement in which a Portfolio's uninvested cash balance is used to purchase shares of affiliated or non-affiliated money market funds or cash management pooled investment vehicles at the end of each day.

Diversification is a classification given to a fund under the Investment Company Act of 1940, as amended (the “1940 Act”). Portfolios are classified as either “diversified” or “nondiversified.” To be classified as “diversified” under the 1940 Act, a portfolio may not, with respect to 75% of its total assets, invest more than 5% of its total assets in any issuer and may not own more than 10% of the outstanding voting securities of an issuer. A portfolio that is classified as “nondiversified” under the 1940 Act, on the other hand, has the flexibility to take larger positions in a smaller number of issuers than a portfolio that is classified as “diversified.” However, because the appreciation or depreciation of a single security may have a greater impact on the net asset value of a portfolio which is classified as nondiversified, its share price can be expected to fluctuate more than a comparable portfolio which is classified as diversified.

Industry concentration for purposes under the 1940 Act is the investment of 25% or more of a Portfolio’s total assets in an industry or group of industries.

Leverage is investment exposure which exceeds the initial amount invested. Leverage occurs when a Portfolio increases its assets available for investment using reverse repurchase agreements or other similar transactions. In addition, other investment techniques, such as short sales and certain derivative transactions, can create a leveraging effect. Engaging in transactions using leverage or those having a leveraging effect subjects a Portfolio to certain risks. Leverage can magnify the effect of any gains or losses, causing a Portfolio to be more volatile than if it had not been leveraged. Certain commodity-linked derivative investments may subject a Portfolio to leveraged market exposure to commodities. In addition, a Portfolio’s assets that are used as collateral to secure short sale transactions may decrease in value while the short positions are outstanding, which may force the Portfolio to use its other assets to increase collateral. There is no assurance that a leveraging strategy will be successful.

Market capitalization is the most commonly used measure of the size and value of a company. It is computed by multiplying the current market price of a share of the company’s stock by the total number of its shares outstanding. Market capitalization is an important investment criterion for certain portfolios, while others do not emphasize investments in companies of any particular size.

Repurchase agreements involve the purchase of a security by a Portfolio and a simultaneous agreement by the seller (generally a bank or dealer) to repurchase the security from the Portfolio at a specified date or upon demand. This technique offers a method of earning income on idle cash. These securities involve the risk that the seller will fail to repurchase the security, as agreed. In that case, a Portfolio will bear the risk of market value fluctuations until the security can be sold and may encounter delays and incur costs in liquidating the security.

Reverse repurchase agreements involve the sale of a security by a Portfolio to another party (generally a bank or dealer) in return for cash and an agreement by the Portfolio to buy the security back at a specified price and time. This technique will be used primarily to provide cash to satisfy unusually high redemption requests, or for other temporary or emergency purposes.

Short sales in which a Portfolio may engage may be either “short sales against the box” or other short sales. Short sales against the box involve selling short a security that a Portfolio owns, or a Portfolio has the right to obtain the amount of the security sold short at a specified date in the future. A Portfolio may also enter into a short sale to hedge against anticipated declines in the market price of a security or to reduce portfolio volatility. If the value of a security sold short increases prior to the scheduled delivery date, the Portfolio loses the opportunity to participate in the gain. For short sales, the Portfolio will incur a loss if the value of a security increases during this period because it will be paying more for the security than it has received from the purchaser in the short sale. If the price declines during this period, a Portfolio will realize a short-term capital gain. Although a Portfolio’s potential for gain as a result of a short sale is limited to the price at which it sold the security short less the cost of borrowing the security, its potential for loss is theoretically unlimited because there is no limit to the cost of replacing the borrowed security.

When-issued, delayed delivery, and forward commitment transactions generally involve the purchase of a security with payment and delivery at some time in the future – i.e., beyond normal settlement. A Portfolio does not earn interest on such securities until settlement and bears the risk of market value fluctuations in between the purchase and settlement dates. New issues of stocks and bonds, private placements, and U.S. Government securities may be sold in this manner.

You can make inquiries and request other information, including a Statement of Additional Information, annual report, or semiannual report (as they become available), free of charge, by contacting your insurance company or plan sponsor, or by contacting a Janus Henderson representative at 1-877-335-2687. The Portfolio's Statement of Additional Information and most recent annual and semiannual reports are also available, free of charge, at janushenderson.com/VIT. Additional information about the Portfolio's investments is available in the Portfolio's annual and semiannual reports. In the Portfolio's annual and semiannual reports, you will find a discussion of the market conditions and investment strategies that significantly affected the Portfolio's performance during its last fiscal period. Other information is also available from financial intermediaries that sell Shares of the Portfolio.

The Statement of Additional Information provides detailed information about the Portfolio and is incorporated into this Prospectus by reference. Reports and other information about the Portfolio are available on the Electronic Data Gathering Analysis and Retrieval (EDGAR) Database on the SEC's website at <http://www.sec.gov>. You may obtain copies of this information, after paying a duplicating fee, by electronic request at the following e-mail address: publicinfo@sec.gov.

Janus Henderson — INVESTORS —

janushenderson.com/VIT

151 Detroit Street
Denver, CO 80206-4805
1-877-335-2687

Janus Henderson Enterprise Portfolio†

Institutional Shares
Ticker
JAAGX

Janus Aspen Series

Prospectus

† The Portfolio is closed to certain new investors. Refer to the “Shareholder’s Guide” section of this Prospectus for more details.

The Securities and Exchange Commission has not approved or disapproved of these securities or passed on the accuracy or adequacy of this Prospectus. Any representation to the contrary is a criminal offense.

Beginning on January 1, 2021, as permitted by regulations adopted by the Securities and Exchange Commission, the insurance company that offers your variable life insurance contract or variable annuity contract, may determine that it will no longer send you paper copies of the Portfolio’s shareholder reports, unless you specifically request paper copies of the reports. Beginning on January 1, 2021, for shareholders who are not insurance contract holders, paper copies of the Portfolio’s shareholder reports will no longer be sent by mail unless you specifically request paper copies of the reports. Instead, the reports will be made available on a website, and your insurance company or plan sponsor, broker-dealer, or financial intermediary will notify you by mail each time a report is posted and provide you with a website link to access the report. Instructions for requesting paper copies will be provided by your insurance company or plan sponsor, broker-dealer, or financial intermediary.

If you already elected to receive shareholder reports electronically, you will not be affected by this change and you need not take any action. You may elect to receive shareholder reports and other communications from the Portfolio electronically by contacting your insurance company or plan sponsor, broker-dealer, or other financial intermediary.

You may elect to receive all future reports in paper free of charge by contacting your insurance company or plan sponsor, broker-dealer or other financial intermediary. Your election to receive reports in paper will apply to all funds held in your account with your insurance company or plan sponsor, broker-dealer or other financial intermediary.

This Prospectus describes Janus Henderson Enterprise Portfolio (the “Portfolio”), a series of Janus Aspen Series (the “Trust”). Janus Capital Management LLC (“Janus Capital”) serves as investment adviser to the Portfolio. The Portfolio currently offers two classes of shares. The Institutional Shares (the “Shares”) are offered by this Prospectus in connection with investment in and payments under variable annuity contracts and variable life insurance contracts (collectively, “variable insurance contracts”), as well as certain qualified retirement plans.

This Prospectus contains information that a prospective purchaser of a variable insurance contract or plan participant should consider in conjunction with the accompanying separate account prospectus of the specific insurance company product before allocating purchase payments or premiums to the Portfolio. Each variable insurance contract involves fees and expenses that are not described in this Prospectus. Refer to the accompanying contract prospectus for information regarding contract fees and expenses and any restrictions on purchases or allocations.

TABLE OF CONTENTS

PORTFOLIO SUMMARY	
Janus Henderson Enterprise Portfolio	2
ADDITIONAL INFORMATION ABOUT THE PORTFOLIO	
Fees and expenses	6
Additional investment strategies and general portfolio policies	6
Risks of the Portfolio	10
MANAGEMENT OF THE PORTFOLIO	
Investment adviser	16
Management expenses	16
Investment personnel	17
OTHER INFORMATION	18
DISTRIBUTIONS AND TAXES	19
SHAREHOLDER'S GUIDE	
Pricing of portfolio shares	20
Administrative fees	21
Payments to financial intermediaries by Janus Capital or its affiliates	21
Purchases	22
Redemptions	23
Excessive trading	24
Shareholder communications	26
FINANCIAL HIGHLIGHTS	27
GLOSSARY OF INVESTMENT TERMS	28

PORTFOLIO SUMMARY

Janus Henderson Enterprise Portfolio

(closed to certain new investors)

Ticker: JAAGX Institutional Shares

INVESTMENT OBJECTIVE

Janus Henderson Enterprise Portfolio (“Enterprise Portfolio”) seeks long-term growth of capital.

FEES AND EXPENSES OF THE PORTFOLIO

This table describes the fees and expenses that you may pay if you buy and hold Shares of the Portfolio. **Owners of variable insurance contracts that invest in the Shares should refer to the variable insurance contract prospectus for a description of fees and expenses, as the following table and examples do not reflect deductions at the separate account level or contract level for any charges that may be incurred under a contract. Inclusion of these charges would increase the fees and expenses described below.**

ANNUAL FUND OPERATING EXPENSES

(expenses that you pay each year as a percentage of the value of your investment)

Management Fees	0.64%
Other Expenses	0.08%
Total Annual Fund Operating Expenses	0.72%

EXAMPLE:

The Example is intended to help you compare the cost of investing in the Portfolio with the cost of investing in other mutual funds. The Example assumes that you invest \$10,000 in the Portfolio for the time periods indicated, reinvest all dividends and distributions, and then redeem all of your Shares at the end of each period. The Example also assumes that your investment has a 5% return each year and that the Portfolio's operating expenses remain the same. Although your actual costs may be higher or lower, based on these assumptions your costs would be:

	1 Year	3 Years	5 Years	10 Years
Institutional Shares	\$ 74	\$ 230	\$ 401	\$ 894

Portfolio Turnover: The Portfolio pays transaction costs, such as commissions, when it buys and sells securities (or “turns over” its portfolio). A higher portfolio turnover rate may indicate higher transaction costs. These costs, which are not reflected in annual fund operating expenses or in the Example, affect the Portfolio's performance. During the most recent fiscal year, the Portfolio's turnover rate was 14% of the average value of its portfolio.

PRINCIPAL INVESTMENT STRATEGIES

The Portfolio pursues its investment objective by investing primarily in common stocks selected for their growth potential, and normally invests at least 50% of its equity assets in medium-sized companies. Medium-sized companies are those whose market capitalization falls within the range of companies in the Russell Midcap[®] Growth Index. Market capitalization is a commonly used measure of the size and value of a company. The market capitalizations within the index will vary, but as of December 31, 2018, they ranged from approximately \$262 million to \$33.38 billion. The Portfolio may also invest in foreign securities, which may include investments in emerging markets. In addition, the Portfolio's investments may include securities of real estate-related companies, including real estate investment trusts.

The portfolio managers apply a “bottom up” approach in choosing investments. In other words, the portfolio managers look at companies one at a time to determine if a company is an attractive investment opportunity and if it is consistent with the Portfolio's investment policies. Attributes considered in the process of securities selection may include sustainable growth, return on invested capital, and competitive positioning.

The Portfolio may also invest its assets in derivatives, which are instruments that have a value derived from, or directly linked to, an underlying asset, such as equity securities, fixed-income securities, commodities, currencies, interest rates, or market

indices. In particular, the Portfolio may use forward currency contracts to offset risks associated with an investment, currency exposure, or market conditions, or to hedge currency exposure relative to the Portfolio's benchmark index.

The Portfolio may lend portfolio securities on a short-term or long-term basis, in an amount equal to up to one-third of its total assets as determined at the time of the loan origination.

PRINCIPAL INVESTMENT RISKS

The biggest risk is that the Portfolio's returns will vary, and you could lose money. The Portfolio is designed for long-term investors seeking an equity portfolio, including common stocks. Common stocks tend to be more volatile than many other investment choices.

Market Risk. The value of the Portfolio's holdings may decrease if the value of an individual company or security, or multiple companies or securities, in the Portfolio decreases or if the portfolio managers' belief about a company's intrinsic worth is incorrect. Further, regardless of how well individual companies or securities perform, the value of the Portfolio's holdings could also decrease if there are deteriorating economic or market conditions. It is important to understand that the value of your investment may fall, sometimes sharply, in response to changes in the market, and you could lose money. Market risk may affect a single issuer, industry, economic sector, or the market as a whole.

Mid-Sized Companies Risk. The Portfolio's investments in securities issued by mid-sized companies may involve greater risks than are customarily associated with larger, more established companies. Securities issued by mid-sized companies tend to be more volatile than securities issued by larger or more established companies and may underperform as compared to the securities of larger or more established companies.

Growth Securities Risk. The Portfolio invests in companies that the portfolio managers believe have growth potential. Securities of companies perceived to be "growth" companies may be more volatile than other stocks and may involve special risks. If the portfolio managers' perception of a company's growth potential is not realized, the securities purchased may not perform as expected, reducing the Portfolio's returns. In addition, because different types of stocks tend to shift in and out of favor depending on market and economic conditions, "growth" stocks may perform differently from the market as a whole and other types of securities.

Foreign Exposure Risk. The Portfolio may have exposure to foreign markets as a result of its investments in foreign securities, including investments in emerging markets, which can be more volatile than the U.S. markets. As a result, its returns and net asset value may be affected to a large degree by fluctuations in currency exchange rates or political or economic conditions in a particular country. In some foreign markets, there may not be protection against failure by other parties to complete transactions. It may not be possible for the Portfolio to repatriate capital, dividends, interest, and other income from a particular country or governmental entity. In addition, a market swing in one or more countries or regions where the Portfolio has invested a significant amount of its assets may have a greater effect on the Portfolio's performance than it would in a more geographically diversified portfolio. The Portfolio's investments in emerging market countries may involve risks greater than, or in addition to, the risks of investing in more developed countries.

Real Estate Securities Risk. The Portfolio's performance may be affected by the risks associated with investments in real estate-related companies. The value of real estate-related companies' securities is sensitive to changes in real estate values and rental income, property taxes, interest rates, tax and regulatory requirements, supply and demand, and the management skill and creditworthiness of the company. Investments in real estate investment trusts ("REITs") involve the same risks as other real estate investments. In addition, a REIT could fail to qualify for tax-free pass-through of its income under the Internal Revenue Code of 1986, as amended (the "Internal Revenue Code") or fail to maintain its exemption from registration under the Investment Company Act of 1940, as amended, which could produce adverse economic consequences for the REIT and its investors, including the Portfolio.

Derivatives Risk. Derivatives can be highly volatile and involve risks in addition to the risks of the underlying referenced securities or asset. Gains or losses from a derivative investment can be substantially greater than the derivative's original cost, and can therefore involve leverage. Leverage may cause the Portfolio to be more volatile than if it had not used leverage. Derivatives can be less liquid than other types of investments and entail the risk that the counterparty will default on its payment obligations. The Portfolio may use derivatives, including forward currency contracts, for hedging purposes. Hedging with derivatives may increase expenses, and there is no guarantee that a hedging strategy will work. While hedging can

reduce or eliminate losses, it can also reduce or eliminate gains or cause losses if the market moves in a manner different from that anticipated by the portfolio managers or if the cost of the derivative outweighs the benefit of the hedge.

Sector Risk. At times, the Portfolio may have a significant portion of its assets invested in securities of companies conducting business within an economic sector. Companies in the same economic sector may be similarly affected by economic or market events, making the Portfolio more vulnerable to unfavorable developments in that economic sector than funds that invest more broadly. As the Portfolio's holdings become more concentrated, the Portfolio is less able to spread risk and potentially reduce the risk of loss and volatility. In addition, the Portfolio may be overweight or underweight in certain sectors relative to its benchmark index, which may cause the Portfolio's performance to be more or less sensitive to developments affecting those sectors.

Securities Lending Risk. The Portfolio may seek to earn additional income through lending its securities to certain qualified broker-dealers and institutions. There is the risk that when portfolio securities are lent, the securities may not be returned on a timely basis, and the Portfolio may experience delays and costs in recovering the security or gaining access to the collateral provided to the Portfolio to collateralize the loan. If the Portfolio is unable to recover a security on loan, the Portfolio may use the collateral to purchase replacement securities in the market. There is a risk that the value of the collateral could decrease below the cost of the replacement security by the time the replacement investment is made, resulting in a loss to the Portfolio.

Management Risk. The Portfolio is an actively managed investment portfolio and is therefore subject to the risk that the investment strategies employed for the Portfolio may fail to produce the intended results. The Portfolio may underperform its benchmark index or other mutual funds with similar investment objectives.

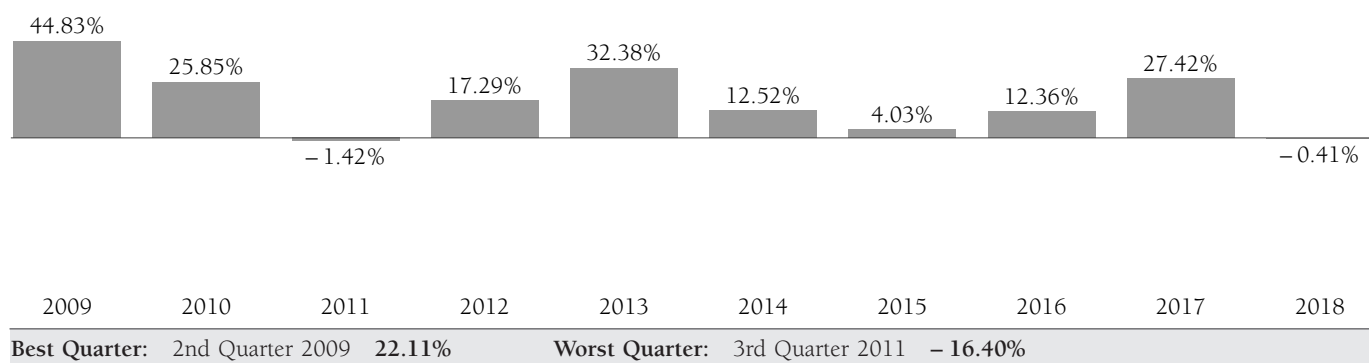
An investment in the Portfolio is not a bank deposit and is not insured or guaranteed by the Federal Deposit Insurance Corporation or any other government agency.

PERFORMANCE INFORMATION

The following information provides some indication of the risks of investing in the Portfolio by showing how the Portfolio's performance has varied over time. The bar chart depicts the change in performance from year to year during the periods indicated, but does not include charges or expenses attributable to any insurance product, which would lower the performance illustrated. The Portfolio does not impose any sales or other charges that would affect total return computations. Total return figures include the effect of the Portfolio's expenses. The table compares the average annual returns for the Institutional Shares of the Portfolio for the periods indicated to a broad-based securities market index. All figures assume reinvestment of dividends and distributions.

The Portfolio's past performance does not necessarily indicate how it will perform in the future. Updated performance information is available at janushenderson.com/VITperformance or by calling 1-877-335-2687.

Annual Total Returns for Institutional Shares (calendar year-end)



Average Annual Total Returns (periods ended 12/31/18)

	1 Year	5 Years	10 Years	Since Inception (9/13/93)
Enterprise Portfolio				
Institutional Shares	– 0.41%	10.79%	16.63%	10.59%
Russell Midcap [®] Growth Index (reflects no deduction for fees, expenses, or taxes)	– 4.75%	7.42%	15.12%	9.23%

The Portfolio's primary benchmark index is the Russell Midcap[®] Growth Index. The index is described below.

- The Russell Midcap[®] Growth Index measures the performance of those Russell Midcap[®] companies with higher price-to-book ratios and higher forecasted growth values. The stocks are also members of the Russell 1000[®] Growth Index.

MANAGEMENT

Investment Adviser: Janus Capital Management LLC

Portfolio Managers: **Brian Demain**, CFA, is Executive Vice President and Co-Portfolio Manager of the Portfolio, which he has managed or co-managed since November 2007. **Cody Wheaton**, CFA, is Executive Vice President and Co-Portfolio Manager of the Portfolio, which he has co-managed since July 2016.

PURCHASE AND SALE OF PORTFOLIO SHARES

Purchases of Shares may be made only by the separate accounts of insurance companies for the purpose of funding variable insurance contracts or by certain qualified retirement plans. Redemptions, like purchases, may be effected only through the separate accounts of participating insurance companies or through qualified retirement plans. Requests are duly processed at the NAV next calculated after your order is received in good order by the Portfolio or its agents. Refer to the appropriate separate account prospectus or plan documents for details.

TAX INFORMATION

Because Shares of the Portfolio may be purchased only through variable insurance contracts and certain qualified retirement plans, it is anticipated that any income dividends or net capital gains distributions made by the Portfolio will be exempt from current federal income taxation if left to accumulate within the variable insurance contract or qualified retirement plan. The federal income tax status of your investment depends on the features of your qualified retirement plan or variable insurance contract.

PAYMENTS TO INSURERS, BROKER-DEALERS, AND OTHER FINANCIAL INTERMEDIARIES

Portfolio shares are generally available only through an insurer's variable contracts, or through certain employer or other retirement plans (Retirement Products). Retirement Products are generally purchased through a broker-dealer or other financial intermediary. The Portfolio or its distributor (and/or their related companies) may make payments to the insurer and/or its related companies for distribution and/or other services; some of the payments may go to broker-dealers and other financial intermediaries. These payments may create a conflict of interest for an intermediary, or be a factor in the insurer's decision to include the Portfolio as an underlying investment option in a variable contract. Ask your financial advisor, visit your intermediary's website, or consult your insurance contract prospectus for more information.

ADDITIONAL INFORMATION ABOUT THE PORTFOLIO

FEES AND EXPENSES

Please refer to the following important information when reviewing the “Fees and Expenses of the Portfolio” table in the Portfolio Summary of the Prospectus. The fees and expenses shown were determined based on average net assets as of the fiscal year ended December 31, 2018.

- “Annual Fund Operating Expenses” are paid out of the Portfolio’s assets and include fees for portfolio management and administrative services, including recordkeeping, subaccounting, and other shareholder services. You do not pay these fees directly but, as the Example in the Portfolio Summary shows, these costs are borne indirectly by all shareholders.
- The “Management Fee” is the investment advisory fee rate paid by the Portfolio to Janus Capital. Refer to “Management Expenses” in this Prospectus for additional information with further description in the Statement of Additional Information (“SAI”).
- “Other Expenses”
 - include an administrative services fee of 0.05% of the average daily net assets to compensate insurance companies or other financial intermediaries for services provided to contract owners and plan participants.
 - include acquired fund fees and expenses, which are indirect expenses the Portfolio may incur as a result of investing in shares of an underlying fund. “Acquired Fund” refers to any underlying fund (including, but not limited to, exchange-traded funds) in which a portfolio invests or has invested during the period. To the extent that the Portfolio invests in Acquired Funds, the Portfolio’s “Total Annual Fund Operating Expenses” may not correlate to the “Ratio of gross expenses to average net assets” presented in the Financial Highlights table because that ratio includes only the direct operating expenses incurred by the Portfolio, not the indirect costs of investing in Acquired Funds. Such amounts are less than 0.01%.
 - may include reimbursement to Janus Services LLC (“Janus Services”), the Portfolio’s transfer agent, of its out-of-pocket costs for serving as transfer agent and providing servicing to shareholders, including servicing provided by third parties.
- All expenses in the Portfolio’s “Fees and Expenses of the Portfolio” table are shown without the effect of expense offset arrangements. Pursuant to such arrangements, credits realized as a result of uninvested cash balances are used to reduce custodian and transfer agent expenses.

ADDITIONAL INVESTMENT STRATEGIES AND GENERAL PORTFOLIO POLICIES

The Portfolio’s Board of Trustees (“Trustees”) may change the Portfolio’s investment objective or non-fundamental principal investment strategies without a shareholder vote. The Portfolio will notify you in writing at least 60 days before making any such change it considers material. If there is a material change to the Portfolio’s investment objective or principal investment strategies, you should consider whether the Portfolio remains an appropriate investment for you. There is no guarantee that the Portfolio will achieve its investment objective.

Unless otherwise stated, the following section provides additional information about the investment strategies and general policies that are summarized in the Portfolio Summary section, including the types of securities the Portfolio may invest in when pursuing its investment objective. This section also describes investment strategies and policies that the Portfolio may use to a lesser extent. These non-principal investment strategies and policies may become more important in the future since the Portfolio’s composition can change over time. Except for the Portfolio’s policies with respect to illiquid investments and borrowing, the percentage limitations included in these policies and elsewhere in this Prospectus and/or the SAI normally apply only at the time of purchase of a security. So, for example, if the Portfolio exceeds a limit as a result of market fluctuations or the sale of other securities, it will not be required to dispose of any securities. The “Glossary of Investment Terms” includes descriptions of investment terms used throughout the Prospectus.

Security Selection

The Portfolio may invest substantially all of its assets in common stocks. The portfolio managers generally take a “bottom up” approach to selecting companies in which to invest. This means that they seek to identify individual companies with earnings growth potential that may not be recognized by the market at large. The portfolio managers make this assessment by looking at companies one at a time, regardless of size, country of organization, place of principal business activity, or other similar selection criteria. The portfolio managers may sell a holding if, among other things, the security reaches the portfolio managers’ price target, if the company has a deterioration of fundamentals such as failing to meet key operating benchmarks, or if the portfolio managers find a better investment opportunity.

Cash Position

The Portfolio may not always stay fully invested. For example, when the portfolio managers believe that market conditions are unfavorable for investing, or when they are otherwise unable to locate attractive investment opportunities, the Portfolio's cash or similar investments may increase. In other words, cash or similar investments generally are a residual – they represent the assets that remain after the Portfolio has committed available assets to desirable investment opportunities. When the Portfolio's investments in cash or similar investments increase, it may not participate in market advances or declines to the same extent that it would if the Portfolio remained more fully invested. To the extent the Portfolio invests its uninvested cash through a sweep program (meaning its uninvested cash is pooled with uninvested cash of other funds and invested in certain securities such as repurchase agreements), it is subject to the risks of the account or fund into which it is investing, including liquidity issues that may delay the Portfolio from accessing its cash.

In addition, the Portfolio may temporarily increase its cash position under certain unusual circumstances, such as to protect its assets or maintain liquidity in certain circumstances to meet unusually large redemptions. The Portfolio's cash position may also increase temporarily due to unusually large cash inflows. Under unusual circumstances such as these, the Portfolio may invest up to 100% of its assets in cash or similar investments. In this case, the Portfolio may take positions that are inconsistent with its investment policies. As a result, the Portfolio may not achieve its investment objective.

Emerging Markets

Within the parameters of its specific investment policies, the Portfolio may invest in securities of issuers or companies from or with exposure to one or more “developing countries” or “emerging market countries.” Such countries include, but are not limited to, countries included in the MSCI Emerging Markets IndexSM.

Foreign Securities

The Portfolio may invest in foreign securities. The portfolio managers seek investments that meet the selection criteria, regardless of where an issuer or company is located. Foreign securities are generally selected on a security-by-security basis without regard to any predetermined allocation among countries or geographic regions. However, certain factors, such as expected levels of inflation, government policies influencing business conditions, the outlook for currency relationships, and prospects for economic growth among countries, regions, or geographic areas, may warrant greater consideration in selecting foreign securities. There are no limitations on the countries in which the Portfolio may invest, and the Portfolio may at times have significant foreign exposure, including exposure to emerging markets.

High-Yield/High-Risk Bonds

A high-yield/high-risk bond (also known as a “junk” bond) is a bond rated below investment grade by major rating agencies (i.e., BB+ or lower by Standard & Poor's Ratings Services (“Standard & Poor's”) and Fitch, Inc. (“Fitch”), or Ba or lower by Moody's Investors Service, Inc. (“Moody's”)) or is an unrated bond of similar quality. It presents greater risk of default (the failure to make timely interest and principal payments) than higher quality bonds. To the extent the Portfolio invests in high-yield/high-risk bonds, under normal circumstances, the Portfolio will limit its investments in high-yield/high-risk bonds to 35% or less of its net assets.

Illiquid Investments

The Portfolio will not acquire any illiquid investment if, immediately after the acquisition, the Portfolio would have invested more than 15% of its net assets in illiquid investments. An illiquid investment is any investment that the Portfolio reasonably expects cannot be sold or disposed of in current market conditions in seven calendar days or less without the sale or disposition significantly changing the market value of the investment. For example, some securities are not registered under U.S. securities laws and may be subject to limitations on resale (these are known as “restricted securities”).

Initial Public Offerings

The Portfolio may purchase shares issued as part of, or a short period after, a company's initial public offering (“IPO”), and may at times dispose of those shares shortly after their acquisition. An IPO is the first sale of stock by a private company to the public. IPOs are often issued by smaller, younger companies seeking the capital to expand, but can also be done by large privately-owned companies looking to become publicly traded.

Leverage

Certain of the Portfolio's investments, including derivatives and short sale transactions, involve the use of leverage. Leverage is investment exposure which exceeds the initial amount invested. Leverage occurs when the Portfolio increases its assets

available for investment using reverse repurchase agreements or other similar transactions. In addition, other investment techniques, such as short sales and certain derivative transactions, can create a leveraging effect.

Portfolio Turnover

In general, the Portfolio intends to purchase securities for long-term investment, although, to a limited extent, the Portfolio may purchase securities in anticipation of relatively short-term gains. Short-term transactions may also result from liquidity needs, securities having reached a price or yield objective, changes in interest rates or the credit standing of an issuer, or by reason of economic or other developments not foreseen at the time of the initial investment decision. The Portfolio may also sell one security and simultaneously purchase the same or a comparable security to take advantage of short-term differentials in bond yields or securities prices. Portfolio turnover is affected by market conditions, changes in the size of the Portfolio (including due to shareholder purchases and redemptions), the nature of the Portfolio's investments, and the investment style of the portfolio managers. Changes are normally made in the Portfolio's holdings whenever the portfolio managers believe such changes are desirable. Portfolio turnover rates are generally not a factor in making buy and sell decisions for the Portfolio.

Increased portfolio turnover may result in higher costs for brokerage commissions, dealer mark-ups, and other transaction costs. Higher costs associated with increased portfolio turnover also may have a negative effect on the Portfolio's performance. The "Financial Highlights" section of this Prospectus shows the Portfolio's historical turnover rates.

Real Estate-Related Securities

The Portfolio may invest in equity and debt securities of real estate-related companies. Such companies may include those in the real estate industry or real estate-related industries. These securities may include common stocks, preferred stocks, and other securities, including, but not limited to, mortgage-backed securities, real estate-backed securities, securities of real estate investment trusts ("REITs") and similar REIT-like entities. A REIT is a trust that invests in real estate-related projects, such as properties, mortgage loans, and construction loans. REITs are generally categorized as equity, mortgage, or hybrid REITs. A REIT may be listed on an exchange or traded over-the-counter.

Securities Lending

The Portfolio may seek to earn additional income through lending its securities to certain qualified broker-dealers and institutions on a short-term or long-term basis. The Portfolio may lend portfolio securities on a short-term or long-term basis, in an amount equal to up to one-third of its total assets as determined at the time of the loan origination. When the Portfolio lends its securities, it receives collateral (including cash collateral), at least equal to the value of securities loaned. The Portfolio may earn income by investing this collateral in one or more affiliated or non-affiliated cash management vehicles. It is also possible that, due to a decline in the value of a cash management vehicle in which collateral is invested, the Portfolio may lose money. There is also the risk that when portfolio securities are lent, the securities may not be returned on a timely basis, and the Portfolio may experience delays and costs in recovering the security or gaining access to the collateral provided to the Portfolio to collateralize the loan. If the Portfolio is unable to recover a security on loan, the Portfolio may use the collateral to purchase replacement securities in the market. There is a risk that the value of the collateral could decrease below the cost of the replacement security by the time the replacement investment is made, resulting in a loss to the Portfolio. Janus Capital intends to manage the cash collateral in an affiliated cash management vehicle and will receive an investment advisory fee for managing such assets.

Short Sales

The Portfolio may engage in short sales. No more than 10% of the Portfolio's net assets may be invested in short positions (through short sales of stocks, structured products, futures, swaps, and uncovered written calls). The Portfolio may engage in short sales "against the box" and options for hedging purposes that are not subject to this 10% limit. A short sale is generally a transaction in which the Portfolio sells a security it does not own or have the right to acquire (or that it owns but does not wish to deliver) in anticipation that the market price of that security will decline. To complete the transaction, the Portfolio must borrow the security to make delivery to the buyer. The Portfolio is then obligated to replace the security borrowed by purchasing the security at the market price at the time of replacement. A short sale is subject to the risk that if the price of the security sold short increases in value, the Portfolio will incur a loss because it will have to replace the security sold short by purchasing it at a higher price. In addition, the Portfolio may not always be able to close out a short position at a particular time or at an acceptable price. A lender may request, or market conditions may dictate, that the securities sold short be returned to the lender on short notice, and the Portfolio may have to buy the securities sold short at an unfavorable price. If this occurs at a time that other short sellers of the same security also want to close out their positions, it is more

likely that the Portfolio will have to cover its short sale at an unfavorable price and potentially reduce or eliminate any gain, or cause a loss, as a result of the short sale. Because there is no upper limit to the price a borrowed security may reach prior to closing a short position, the Portfolio's losses are potentially unlimited in a short sale transaction. The Portfolio's gains and losses will also be decreased or increased, as the case may be, by the amount of any dividends, interest, or expenses, including transaction costs and borrowing fees, the Portfolio may be required to pay in connection with a short sale. Such payments may result in the Portfolio having higher expenses than a portfolio that does not engage in short sales and may negatively affect the Portfolio's performance.

The Portfolio may also enter into short positions through derivative instruments such as options contracts, futures contracts, and swap agreements which may expose the Portfolio to similar risks. To the extent that the Portfolio enters into short derivative positions, the Portfolio may be exposed to risks similar to those associated with short sales, including the risk that the Portfolio's losses are theoretically unlimited. Short sales and short derivatives positions have a leveraging effect on the Portfolio, which may increase the Portfolio's volatility.

Special Situations

The Portfolio may invest in companies that demonstrate special situations or turnarounds, meaning companies that have experienced significant business problems but are believed to have favorable prospects for recovery. For example, a special situation or turnaround may arise when, in the opinion of the portfolio managers, the securities of a particular issuer will be recognized as undervalued by the market and appreciate in value due to a specific development with respect to that issuer. Special situations may include significant changes in a company's allocation of its existing capital, a restructuring of assets, or a redirection of free cash flow. For example, issuers undergoing significant capital changes may include companies involved in spin-offs, sales of divisions, mergers or acquisitions, companies involved in bankruptcy proceedings, or companies initiating large changes in their debt to equity ratio. Companies that are redirecting cash flows may be reducing debt, repurchasing shares, or paying dividends. Special situations may also result from: (i) significant changes in industry structure through regulatory developments or shifts in competition; (ii) a new or improved product, service, operation, or technological advance; (iii) changes in senior management or other extraordinary corporate event; (iv) differences in market supply of and demand for the security; or (v) significant changes in cost structure. Investments in "special situations" companies can present greater risks than investments in companies not experiencing special situations, and the Portfolio's performance could be adversely impacted if the securities selected decline in value or fail to appreciate in value.

Swap Agreements

Certain portfolios may utilize swap agreements including, but not limited to, credit default swaps, equity swaps, inflation index swaps, interest rate and currency swaps, total return swaps (including fixed-income total return swaps), and swaps on exchange-traded funds, as a means to gain exposure to certain companies or countries, and/or to "hedge" or protect their holdings from adverse movements in securities prices, the rate of inflation, or interest rates. Swaps may also be used for capital appreciation. Swap agreements are two-party contracts to exchange one set of cash flows for another. Swap agreements entail the risk that a party will default on its payment obligations to a portfolio. If the other party to a swap defaults, the portfolio would risk the loss of the net amount of the payments that it contractually is entitled to receive. If a portfolio utilizes a swap at the wrong time or judges market conditions incorrectly, the swap may result in a loss to the portfolio and reduce the portfolio's total return. Various types of swaps such as credit default, equity, interest rate, and total return are described in the "Glossary of Investment Terms."

Other Types of Investments

Unless otherwise stated within its specific investment policies, the Portfolio may also invest in other types of domestic and foreign securities and use other investment strategies, as described in the "Glossary of Investment Terms." These securities and strategies are not intended to be principal investment strategies of the Portfolio. If successful, they may benefit the Portfolio by earning a return on the Portfolio's assets or reducing risk; however, they may not achieve the Portfolio's investment objective. These securities and strategies may include:

- debt securities (such as bonds, notes, and debentures)
- other investment companies (such as exchange-traded funds)
- preferred stocks and securities convertible into common stocks or preferred stocks
- indexed/structured securities (such as commercial and residential mortgage- and asset-backed securities)

- various derivative transactions including, but not limited to, options, futures on U.S. and foreign exchanges, forwards, swap agreements, participatory notes, structured notes, and other types of derivatives individually or in combination for hedging purposes or for nonhedging purposes such as seeking to earn income and enhance return, to protect unrealized gains, or to avoid realizing losses; such techniques may also be used to adjust currency exposure relative to a benchmark index, to gain exposure to the market pending investment of cash balances, or to meet liquidity needs
- securities purchased on a when-issued, delayed delivery, or forward commitment basis
- equity and fixed-income securities issued in private placement transactions

RISKS OF THE PORTFOLIO

The value of your investment will vary over time, sometimes significantly, and you may lose money by investing in the Portfolio. To varying degrees, the Portfolio may invest in stocks, fixed-income securities, money market instruments or cash/cash equivalents, and derivatives. The following information is intended to help you better understand some of the risks of investing in the Portfolio, including those risks that are summarized in the Portfolio Summary section. This information also includes descriptions of other risks the Portfolio may be subject to as a result of additional investment strategies and general policies that may apply to the Portfolio. The impact of the following risks on the Portfolio may vary depending on the Portfolio's investments. The greater the Portfolio's investment in a particular security, the greater the Portfolio's exposure to the risks associated with that security. Before investing in the Portfolio, you should consider carefully the risks that you assume when investing in the Portfolio.

Counterparty Risk. Portfolio transactions involving a counterparty are subject to the risk that the counterparty or a third party will not fulfill its obligation to the Portfolio ("counterparty risk"). Counterparty risk may arise because of the counterparty's financial condition (i.e., financial difficulties, bankruptcy, or insolvency), market activities and developments, or other reasons, whether foreseen or not. A counterparty's inability to fulfill its obligation may result in significant financial loss to the Portfolio. The Portfolio may be unable to recover its investment from the counterparty or may obtain a limited recovery, and/or recovery may be delayed. The Portfolio may be exposed to counterparty risk to the extent it participates in lending its securities to third parties and/or cash sweep arrangements whereby the Portfolio's cash balance is invested in one or more types of cash management vehicles. In addition, the Portfolio may be exposed to counterparty risk through its investments in certain securities, including, but not limited to, repurchase agreements, debt securities, and derivatives (including various types of swaps, futures, and options). The Portfolio intends to enter into financial transactions with counterparties that Janus Capital believes to be creditworthy at the time of the transaction. There is always the risk that Janus Capital's analysis of a counterparty's creditworthiness is incorrect or may change due to market conditions. To the extent that the Portfolio focuses its transactions with a limited number of counterparties, it will have greater exposure to the risks associated with one or more counterparties.

Derivatives Risk. Derivatives can be highly volatile and involve risks in addition to the risks of the underlying referenced securities or asset. Gains or losses from a derivative investment can be substantially greater than the derivative's original cost, and can therefore involve leverage. Leverage may cause the Portfolio to be more volatile than if it had not used leverage. Derivatives can be complex instruments and may involve analysis that differs from that required for other investment types used by the Portfolio. If the value of a derivative does not correlate well with the particular market or other asset class to which the derivative is intended to provide exposure, the derivative may not produce the anticipated result. Derivatives can also reduce the opportunity for gain or result in losses by offsetting positive returns in other investments. Derivatives can be less liquid than other types of investments and entail the risk that the counterparty will default on its payment obligations. If the counterparty to a derivative transaction defaults, the Portfolio would risk the loss of the net amount of the payments that it contractually is entitled to receive. To the extent the Portfolio enters into short derivative positions, the Portfolio may be exposed to risks similar to those associated with short sales, including the risk that the Portfolio's losses are theoretically unlimited.

• **Currency Futures Risk.** Currency futures are similar to forward foreign currency exchange contracts, and pose similar risks, except that futures contracts are standardized, exchange-traded contracts while forward foreign currency exchange contracts are traded in the over-the-counter market. The use of currency futures contracts may substantially change the Portfolio's exposure to currency exchange rates and could result in losses to the Portfolio if currencies do not perform as anticipated. Currency markets generally are not as regulated as securities markets. In addition, currency rates may fluctuate significantly over short periods of time, and can reduce returns. Currency futures may also involve leverage risk.

• **Forward Foreign Currency Exchange Contract Risk.** Forward foreign currency exchange contracts (“forward currency contracts”) involve the risk that unanticipated changes in currency prices may negatively impact the Portfolio’s performance. Moreover, there may be an imperfect correlation between the Portfolio’s holdings of securities quoted or denominated in a particular currency and any forward currency contracts entered into by the Portfolio, which will expose the Portfolio to risk of foreign exchange loss. The trading markets for forward currency contracts offer less protection against defaults than trading in currency instruments on an exchange. Because a forward currency contract is not guaranteed by an exchange or clearinghouse, a default on the contract could result in losses to the Portfolio and may force the Portfolio to cover its purchase or sale commitments, if any, at the current market price. In addition, forward currency contract markets can experience periods of illiquidity, which could prevent the Portfolio from divesting of a forward currency contract at the optimal time and may adversely affect the Portfolio’s returns and net asset value.

Emerging Markets Risk. Within the parameters of its specific investment policies, the Portfolio may invest in securities of issuers or companies from or with exposure to one or more “developing countries” or “emerging market countries.” Such countries include, but are not limited to, countries included in the MSCI Emerging Markets IndexSM. To the extent that the Portfolio invests a significant amount of its assets in one or more of these countries, its returns and net asset value may be affected to a large degree by events and economic conditions in such countries. The risks of foreign investing are heightened when investing in emerging markets, which may result in the price of investments in emerging markets experiencing sudden and sharp price swings. In many developing markets, there is less government supervision and regulation of business and industry practices (including the potential lack of strict finance and accounting controls and standards), stock exchanges, brokers, and listed companies than in more developed markets, making these investments potentially more volatile in price and less liquid than investments in developed securities markets, resulting in greater risk to investors. There is a risk in developing countries that a future economic or political crisis could lead to price controls, forced mergers of companies, expropriation or confiscatory taxation, imposition or enforcement of foreign ownership limits, seizure, nationalization, sanctions or imposition of restrictions by various governmental entities on investment and trading, or creation of government monopolies, any of which may have a detrimental effect on the Portfolio’s investments. The securities markets of many of these countries may also be smaller, less liquid, and subject to greater price volatility than those in the United States. In the event of a default on any investments in foreign debt obligations, it may be more difficult for the Portfolio to obtain or to enforce a judgment against the issuers of such securities. In addition, the Portfolio’s investments may be denominated in foreign currencies and therefore, changes in the value of a country’s currency compared to the U.S. dollar may affect the value of the Portfolio’s investments. To the extent that the Portfolio invests a significant portion of its assets in the securities of emerging markets issuers in or companies of a single country or region, it is more likely to be impacted by events or conditions affecting that country or region, which could have a negative impact on the Portfolio’s performance. The Portfolio may be subject to emerging markets risk to the extent that it invests in securities of issuers or companies which are not considered to be from emerging markets, but which have customers, products, or transactions associated with emerging markets. Some of the risks of investing directly in foreign and emerging market securities may be reduced when the Portfolio invests indirectly in foreign securities through various other investment vehicles including derivatives, which also involve other risks.

Eurozone Risk. A number of countries in the European Union (“EU”) have experienced, and may continue to experience, severe economic and financial difficulties. In particular, many EU nations are susceptible to economic risks associated with high levels of debt, notably due to investments in sovereign debt of countries such as Greece, Italy, Spain, Portugal, and Ireland. As a result, financial markets in the EU have been subject to increased volatility and declines in asset values and liquidity. Responses to these financial problems by European governments, central banks, and others, including austerity measures and reforms, may not work, may result in social unrest, and may limit future growth and economic recovery or have other unintended consequences. Further defaults or restructurings by governments and others of their debt could have additional adverse effects on economies, financial markets, and asset valuations around the world. Greece, Ireland, and Portugal have already received one or more “bailouts” from other Eurozone member states, and it is unclear how much additional funding they will require or if additional Eurozone member states will require bailouts in the future. The risk of investing in securities in the European markets may also be heightened due to the referendum in which the United Kingdom voted to exit the EU (commonly known as “Brexit”). There is considerable uncertainty about how Brexit will be conducted, how negotiations of necessary treaties and trade agreements will proceed, or how financial markets will react. In addition, one or more other countries may also abandon the euro and/or withdraw from the EU, placing its currency and banking system in jeopardy. The impact of these actions, especially if they occur in a disorderly fashion, is not clear but could be significant and far-reaching. To the extent that the Portfolio has exposure to European markets or to transactions tied to the value of the

euro, these events could negatively affect the value and liquidity of the Portfolio's investments. All of these developments may continue to significantly affect the economies of all EU countries, which in turn may have a material adverse effect on the Portfolio's investments in such countries, other countries that depend on EU countries for significant amounts of trade or investment, or issuers with exposure to debt issued by certain EU countries.

Foreign Exposure Risk. Within the parameters of its specific investment policies, the Portfolio may invest in foreign debt and equity securities either indirectly (e.g., depositary receipts, depositary shares, and passive foreign investment companies) or directly in foreign markets, including emerging markets. With respect to investments in securities of issuers or companies that are economically tied to different countries throughout the world, securities may be deemed to be economically tied to a particular country based on such factors as the issuer's country of incorporation, primary listing, and other factors including, but not limited to operations, revenues, headquarters, management, and shareholder base. Investments in foreign securities, including securities of foreign and emerging market governments, may involve greater risks than investing in domestic securities because the Portfolio's performance may depend on factors other than the performance of a particular company. These factors include:

- **Currency Risk.** As long as the Portfolio holds a foreign security, its value will be affected by the value of the local currency relative to the U.S. dollar. When the Portfolio sells a foreign currency denominated security, its value may be worth less in U.S. dollars even if the security increases in value in its home country. U.S. dollar-denominated securities of foreign issuers may also be affected by currency risk, as the value of these securities may also be affected by changes in the issuer's local currency.
- **Political and Economic Risk.** Foreign investments may be subject to heightened political and economic risks, particularly in emerging markets which may have relatively unstable governments, immature economic structures, national policies restricting investments by foreigners, social instability, and different and/or developing legal systems. In some countries, there is the risk that the government may take over the assets or operations of a company or that the government may impose withholding and other taxes or limits on the removal of the Portfolio's assets from that country. In addition, the economies of emerging markets may be predominantly based on only a few industries, may be highly vulnerable to changes in local or global trade conditions, and may suffer from extreme and volatile debt burdens or inflation rates.
- **Regulatory Risk.** There may be less government supervision of foreign markets. As a result, foreign issuers may not be subject to the uniform accounting, auditing, and financial reporting standards and practices applicable to domestic issuers, and there may be less publicly available information about foreign issuers.
- **Foreign Market Risk.** Foreign securities markets, particularly those of emerging market countries, may be less liquid and more volatile than domestic markets. These securities markets may trade a small number of securities, may have a limited number of issuers and a high proportion of shares, or may be held by a relatively small number of persons or institutions. Local securities markets may be unable to respond effectively to increases in trading volume, potentially making prompt liquidation of substantial holdings difficult or impossible at times. It is also possible that certain markets may require payment for securities before delivery, and delays may be encountered in settling securities transactions. In some foreign markets, there may not be protection against failure by other parties to complete transactions. It may not be possible for the Portfolio to repatriate capital, dividends, interest, and other income from a particular country or governmental entity. In addition, securities of issuers located in or economically tied to countries with emerging markets may have limited marketability and may be subject to more abrupt or erratic price movements which could also have a negative effect on the Portfolio. Such factors may hinder the Portfolio's ability to buy and sell emerging market securities in a timely manner, affecting the Portfolio's investment strategies and potentially affecting the value of the Portfolio.
- **Geographic Concentration Risk.** To the extent that the Portfolio invests a substantial amount of its assets in issuers located in a single country or region, the economic, political, social, regulatory, or other developments or conditions within such country or region will generally have a greater effect on the Portfolio than they would on a more geographically diversified fund, which may result in greater losses and volatility. Adverse developments in certain regions could also adversely affect securities of other countries whose economies appear to be unrelated and could have a negative impact on the Portfolio's performance.
- **Transaction Costs.** Costs of buying, selling, and holding foreign securities, including brokerage, tax, and custody costs, may be higher than those involved in domestic transactions.

High-Yield/High-Risk Bond Risk. High-yield/high-risk bonds (also known as “junk” bonds) are bonds rated below investment grade by the primary rating agencies such as Standard & Poor’s, Fitch, and Moody’s or are unrated bonds of similar quality. The value of lower quality bonds generally is more dependent on credit risk than investment grade bonds. Issuers of high-yield/high-risk bonds may not be as strong financially as those issuing bonds with higher credit ratings and are more vulnerable to real or perceived economic changes, political changes, or adverse developments specific to the issuer. In addition, the junk bond market can experience sudden and sharp price swings.

Please refer to the “Explanation of Rating Categories” section of the SAI for a description of bond rating categories.

Industry Risk. Industry risk is the possibility that a group of related securities will decline in price due to industry-specific developments. Companies in the same or similar industries may share common characteristics and are more likely to react similarly to industry-specific market or economic developments. The Portfolio’s investments, if any, in multiple companies in a particular industry or economic sector may increase the Portfolio’s exposure to industry risk.

Initial Public Offering Risk. The Portfolio’s purchase of shares issued in an initial public offering (“IPO”) exposes it to the risks associated with companies that have little operating history as public companies, as well as to the risks inherent in those sectors of the market where these new issuers operate. Attractive IPOs are often oversubscribed and may not be available to the Portfolio, or may be available only in very limited quantities. The market for IPO issuers has been volatile, and share prices of newly public companies have fluctuated up and down significantly over short periods of time. Although IPO investments may have had a positive impact on certain portfolios’ performance in the past, there can be no assurance that the Portfolio will identify favorable IPO investment opportunities in the future. In addition, under certain market conditions, a relatively small number of companies may issue securities in IPOs. Similarly, as the number of portfolios to which IPO securities are allocated increases, the number of securities issued to any one portfolio may decrease. In addition, as the Portfolio increases in size, the impact of IPOs on the Portfolio’s performance will generally decrease.

Leverage Risk. Engaging in transactions using leverage or those having a leveraging effect subjects the Portfolio to certain risks. Leverage can magnify the effect of any gains or losses, causing the Portfolio to be more volatile than if it had not been leveraged. Certain commodity-linked derivatives may subject the Portfolio to leveraged market exposure to commodities. In addition, the Portfolio’s assets that are used as collateral to secure short sale transactions may decrease in value while the short positions are outstanding, which may force the Portfolio to use its other assets to increase collateral. There is no assurance that a leveraging strategy will be successful.

Liquidity Risk. The Portfolio may invest in securities or instruments that do not trade actively or in large volumes, and may make investments that are less liquid than other investments. Also, the Portfolio may make investments that may become less liquid in response to market developments or adverse investor perceptions. Investments that are illiquid or that trade in lower volumes may be more difficult to value. When there is no willing buyer and investments cannot be readily sold at the desired time or price, the Portfolio may have to accept a lower price or may not be able to sell the security or instrument at all. Investments in foreign securities, particularly those of issuers located in emerging market countries, tend to have greater exposure to liquidity risk than domestic securities. In unusual market conditions, even normally liquid securities may be affected by a degree of liquidity risk (i.e., if the number and capacity of traditional market participants is reduced). An inability to sell one or more portfolio positions can adversely affect the Portfolio’s value or prevent the Portfolio from being able to take advantage of other investment opportunities.

Liquidity risk may also refer to the risk that the Portfolio will not be able to pay redemption proceeds within the allowable time period because of unusual market conditions, an unusually high volume of redemption requests, or other reasons. While the Portfolio may pay redemptions in-kind, the Portfolio may instead choose to raise cash to meet redemption requests through the sale of portfolio securities or permissible borrowings. If the Portfolio is forced to sell securities at an unfavorable time and/or under unfavorable conditions, such sales may adversely affect the Portfolio’s net asset value and may increase brokerage costs.

Management Risk. The Portfolio is an actively managed investment portfolio and is therefore subject to the risk that the investment strategies employed for the Portfolio may fail to produce the intended results. The Portfolio may underperform its benchmark index or other mutual funds with similar investment objectives.

Because the Portfolio may invest substantially all of its assets in common stocks, the main risk is the risk that the value of the stocks it holds might decrease in response to the activities of an individual company or in response to general market and/or economic conditions. If this occurs, the Portfolio’s share price may also decrease.

The Portfolio may use short sales, futures, options, swap agreements (including, but not limited to, equity, interest rate, credit default, and total return), and other derivative instruments individually or in combination to “hedge” or protect its portfolio from adverse movements in securities prices and interest rates. The Portfolio may also use a variety of currency hedging techniques, including the use of forward currency contracts, to manage currency risk. There is no guarantee that a portfolio manager's use of derivative investments will benefit the Portfolio. The Portfolio's performance could be worse than if the Portfolio had not used such instruments. Use of such investments may instead increase risk to the Portfolio, rather than reduce risk.

The Portfolio's performance may also be significantly affected, positively or negatively, by a portfolio manager's use of certain types of investments, such as foreign (non-U.S.) securities, non-investment grade bonds (also known as “junk” bonds), initial public offerings, or securities of companies with relatively small market capitalizations. Note that a portfolio manager's use of such investments may have a magnified performance impact on a portfolio with a small asset base and the portfolio may not experience similar performance as its assets grow.

Market Risk. The value of the Portfolio's holdings may decrease if the value of an individual company or security, or multiple companies or securities, in the Portfolio decreases or if the portfolio managers' belief about a company's intrinsic worth is incorrect. Further, regardless of how well individual companies or securities perform, the value of the Portfolio's holdings could also decrease if there are deteriorating economic or market conditions, including, but not limited to, a general decline in prices on the stock markets, a general decline in real estate markets, a decline in commodities prices, or if the market favors different types of securities than the types of securities in which the Portfolio invests. If the value of the Portfolio's holdings decreases, the Portfolio's net asset value will also decrease, which means if you sell your shares in the Portfolio you may lose money. Market risk may affect a single issuer, industry, economic sector, or the market as a whole.

Real Estate Securities Risk. To the extent it holds equity and/or debt securities of real estate-related companies, the Portfolio may be affected by the risks associated with real estate investments. The value of securities of companies in real estate and real estate-related industries, including securities of REITs, is sensitive to decreases in real estate values and rental income, property taxes, interest rates, tax and regulatory requirements, overbuilding/supply and demand, increased competition, local and general economic conditions, increases in operating costs, environmental liabilities, management skill in running a REIT, and the creditworthiness of the REIT. In addition, mortgage REITs and mortgage-backed securities are subject to prepayment risk. Mortgage-backed securities comprised of subprime mortgages and investments in other real estate-backed securities comprised of under-performing real estate assets also may be subject to a higher degree of credit risk, valuation risk, and liquidity risk. If the Portfolio has REIT investments, the Portfolio's shareholders will indirectly bear their proportionate share of the REIT's expenses, in addition to their proportionate share of the Portfolio's expenses.

REIT Risk. To the extent that the Portfolio holds REITs, it may be subject to the additional risks associated with REIT investments. The ability to trade REITs in the secondary market can be more limited compared to other equity investments, and certain REITs have relatively small market capitalizations, which can increase the volatility of the market price for their securities. REITs are also subject to heavy cash flow dependency to allow them to make distributions to their shareholders. The prices of equity REITs are affected by changes in the value of the underlying property owned by the REITs and changes in capital markets and interest rates. The prices of mortgage REITs are affected by the quality of any credit they extend, the creditworthiness of the mortgages they hold, as well as by the value of the property that secures the mortgages. Equity REITs and mortgage REITs generally are not diversified and are subject to heavy cash flow dependency, defaults by borrowers, and self-liquidation. There is also the risk that borrowers under mortgages held by a REIT or lessees of a property that a REIT owns may be unable to meet their obligations to the REIT. In the event of a default by a borrower or lessee, the REIT may incur substantial costs associated with protecting its investments. Certain “special purpose” REITs in which the Portfolio may invest focus their assets in specific real property sectors, such as hotels, shopping malls, nursing homes, or warehouses, and are therefore subject to the specific risks associated with adverse developments in these sectors.

Small- and Mid-Sized Companies Risk. The Portfolio's investments in securities issued by small- and mid-sized companies, which can include smaller, start-up companies offering emerging products or services, may involve greater risks than are customarily associated with larger, more established companies. For example, while small- and mid-sized companies may realize more substantial growth than larger or more established issuers, they may also suffer more significant losses as a result of their narrow product lines, limited operating history, greater exposure to competitive threats, limited financial resources, limited trading markets, and the potential lack of management depth. Securities issued by small- and mid-sized companies tend to be more volatile and somewhat more speculative than securities issued by larger or more established companies and may underperform as compared to the securities of larger or more established companies. These holdings are also subject to

wider price fluctuations and tend to be less liquid than stocks of larger or more established companies, which could have a significant adverse effect on the Portfolio's returns, especially as market conditions change.

Sovereign Debt Risk. The Portfolio may invest in U.S. and non-U.S. government debt securities ("sovereign debt"). Some investments in sovereign debt, such as U.S. sovereign debt, are considered low risk. However, investments in sovereign debt, especially the debt of less developed countries, can involve a high degree of risk, including the risk that the governmental entity that controls the repayment of sovereign debt may not be willing or able to repay the principal and/or to pay the interest on its sovereign debt in a timely manner. A sovereign debtor's willingness or ability to satisfy its debt obligation may be affected by various factors, including its cash flow situation, the extent of its foreign currency reserves, the availability of foreign exchange when a payment is due, the relative size of its debt position in relation to its economy as a whole, the sovereign debtor's policy toward international lenders, and local political constraints to which the governmental entity may be subject. Sovereign debtors may also be dependent on expected disbursements from foreign governments, multilateral agencies, and other entities. The failure of a sovereign debtor to implement economic reforms, achieve specified levels of economic performance, or repay principal or interest when due may result in the cancellation of third party commitments to lend funds to the sovereign debtor, which may further impair such debtor's ability or willingness to timely service its debts. The Portfolio may be requested to participate in the rescheduling of such sovereign debt and to extend further loans to governmental entities, which may adversely affect the Portfolio's holdings. In the event of default, there may be limited or no legal remedies for collecting sovereign debt and there may be no bankruptcy proceedings through which the Portfolio may collect all or part of the sovereign debt that a governmental entity has not repaid. In addition, to the extent the Portfolio invests in non-U.S. sovereign debt, it may be subject to currency risk.

MANAGEMENT OF THE PORTFOLIO

INVESTMENT ADVISER

Janus Capital Management LLC, 151 Detroit Street, Denver, Colorado 80206-4805, is the investment adviser to the Portfolio. Janus Capital is responsible for the day-to-day management of the Portfolio's investment portfolio and furnishes continuous advice and recommendations concerning the Portfolio's investments. Janus Capital also provides certain administration and other services and is responsible for other business affairs of the Portfolio.

Janus Capital (together with its predecessors and affiliates) has served as investment adviser to Janus Henderson mutual funds since 1970 and currently serves as investment adviser to all of the Janus Henderson funds, acts as subadviser for a number of private-label mutual funds, and provides separate account advisory services for institutional accounts and other unregistered products.

The Trust and Janus Capital have received an exemptive order from the Securities and Exchange Commission ("SEC") that permits Janus Capital, subject to the approval of the Trustees, to appoint or replace certain subadvisers to manage all or a portion of the Portfolio's assets and enter into, amend, or terminate a subadvisory agreement with certain subadvisers without obtaining shareholder approval (a "manager-of-managers structure"). The manager-of-managers structure applies to subadvisers that are not affiliated with the Trust or Janus Capital ("non-affiliated subadvisers"), as well as any subadviser that is an indirect or direct "wholly-owned subsidiary" (as such term is defined by the Investment Company Act of 1940, as amended) of Janus Capital or of another company that, indirectly or directly, wholly owns Janus Capital (collectively, "wholly-owned subadvisers").

Pursuant to the order, Janus Capital, with the approval of the Trustees, has the discretion to terminate any subadviser and allocate and, as appropriate, reallocate the Portfolio's assets among Janus Capital and any other non-affiliated subadvisers or wholly-owned subadvisers (including terminating a non-affiliated subadviser and replacing it with a wholly-owned subadviser). To the extent that the Portfolio's assets are allocated to one or more subadvisers, Janus Capital, subject to oversight by the Trustees, would have the responsibility to oversee such subadviser(s) to the Portfolio and to recommend for approval by the Trustees, the hiring, termination, and replacement of a subadviser for the Portfolio. In the event that Janus Capital hires a subadviser pursuant to the manager-of-managers structure, the Portfolio would provide shareholders with information about the subadviser and subadvisory agreement within 90 days.

Janus Capital furnishes certain administration, compliance, and accounting services to the Portfolio, including providing office space for the Portfolio and providing personnel to serve as officers to the Portfolio. The Portfolio reimburses Janus Capital for certain of its costs in providing these services (to the extent Janus Capital seeks reimbursement and such costs are not otherwise waived). These costs include some or all of the salaries, fees, and expenses of Janus Capital employees and Portfolio officers, including the Portfolio's Chief Compliance Officer and compliance staff, that provide specified administration and compliance services to the Portfolio. The Portfolio pays these costs based on out-of-pocket expenses incurred by Janus Capital, and these costs are separate and apart from advisory fees and other expenses paid in connection with the investment advisory services Janus Capital provides to the Portfolio.

MANAGEMENT EXPENSES

The Portfolio pays Janus Capital an investment advisory fee and incurs expenses, including administrative services fees payable pursuant to the Transfer Agency Agreement, any other transfer agent and custodian fees and expenses, legal and auditing fees, printing and mailing costs of sending reports and other information to existing shareholders, and Independent Trustees' fees and expenses. The Portfolio's investment advisory fee is calculated daily and paid monthly. The Portfolio's advisory agreement details the investment advisory fee and other expenses that the Portfolio must pay.

The following table reflects the Portfolio's contractual investment advisory fee rate (expressed as an annual rate), as well as the actual investment advisory fee rate paid by the Portfolio to Janus Capital. The rate shown is a fixed rate based on the Portfolio's average daily net assets.

Portfolio Name	Average Daily Net Assets of the Portfolio	Contractual Investment Advisory Fee (%) (annual rate)	Actual Investment Advisory Fee Rate (%) (for the fiscal year ended December 31, 2018)
Enterprise Portfolio	All Asset Levels	0.64	0.64

A discussion regarding the basis for the Trustees' approval of the Portfolio's investment advisory agreement is included in the Portfolio's annual report (for the period ending December 31) or semiannual report (for the period ending June 30) to shareholders. You can request the Portfolio's annual or semiannual reports (as they become available), free of charge, by contacting your plan sponsor, broker-dealer, or financial intermediary, or by contacting a Janus Henderson representative at 1-877-335-2687. The reports are also available, free of charge, at janushenderson.com/VIT.

INVESTMENT PERSONNEL

Enterprise Portfolio

Co-Portfolio Managers Brian Demain and Cody Wheaton are responsible for the day-to-day management of the Portfolio. Mr. Demain, as lead Portfolio Manager, has the authority to exercise final decision-making on the overall portfolio.

Brian Demain, CFA, is Executive Vice President and Co-Portfolio Manager of Enterprise Portfolio, which he has managed or co-managed since November 2007. Mr. Demain is also Portfolio Manager of other Janus Henderson accounts. He joined Janus Capital in 1999 as a securities analyst. Mr. Demain holds a Bachelor's degree (summa cum laude) in Economics from Princeton University, where he was a recipient of the Daniel L. Rubinfeld '67 Prize in Empirical Economics for his senior thesis. Mr. Demain holds the Chartered Financial Analyst designation.

Cody Wheaton, CFA, is Executive Vice President and Co-Portfolio Manager of Enterprise Portfolio, which he has co-managed since July 2016. Mr. Wheaton is also Portfolio Manager of other Janus Henderson accounts and performs duties as an analyst. He joined Janus Capital in 2001 as a research analyst. Mr. Wheaton holds Bachelor of Arts degrees in Economics and Government from Dartmouth College. Mr. Wheaton holds the Chartered Financial Analyst designation.

Information about the portfolio managers' compensation structure and other accounts managed, as well as the range of their individual ownership of securities, and the aggregate range of their individual ownership in all mutual funds advised by Janus Capital, is included in the SAI.

Conflicts of Interest

Janus Capital manages other funds and numerous other accounts, which may include separate accounts and other pooled investment vehicles, such as hedge funds. Side-by-side management of multiple accounts, including the management of a cash collateral pool for securities lending and investing the Janus Henderson funds' cash, may give rise to conflicts of interest among those accounts, and may create potential risks, such as the risk that investment activity in one account may adversely affect another account. For example, short sale activity in an account could adversely affect the market value of long positions in one or more other accounts (and vice versa). Side-by-side management may raise additional potential conflicts of interest relating to the allocation of investment opportunities and the aggregation and allocation of trades. Additionally, Janus Capital is the adviser to the Janus Capital "funds of funds," which are funds that invest primarily in other mutual funds managed by Janus Capital. Because Janus Capital is the adviser to the Janus Capital "funds of funds" and the Janus Henderson funds, it is subject to certain potential conflicts of interest when allocating the assets of a Janus Capital "fund of funds" among such Janus Henderson funds. To the extent that the Portfolio is an underlying fund in a Janus Capital "fund of funds," a potential conflict of interest arises when allocating the assets of the Janus Capital "fund of funds" to the Portfolio. Purchases and redemptions of fund shares by a Janus Capital "fund of funds" due to reallocations or rebalancings may result in a fund having to sell securities or invest cash when it otherwise would not do so. Such transactions could accelerate the realization of taxable income if sales of securities resulted in gains. In addition, redemptions by a Janus Capital "fund of funds" could cause actual expenses to increase, or could result in the Portfolio's current expenses being allocated over a smaller asset base, which may lead to an increase in the Portfolio's expense ratio. The impact of these transactions is likely to be greater when a Janus Capital "fund of funds" purchases, redeems, or owns a substantial portion of the Portfolio's shares. A further discussion of potential conflicts of interest and a discussion of certain procedures intended to mitigate such potential conflicts are contained in the Portfolio's SAI.

OTHER INFORMATION

CLASSES OF SHARES

Only Institutional Shares are offered by this Prospectus. The Shares are available only in connection with investment in and payments under variable insurance contracts, as well as certain qualified retirement plans. Service Shares are offered only in connection with investment in and payments under variable insurance contracts, as well as certain qualified retirement plans, that require a fee from Portfolio assets to procure distribution and/or administrative services to contract owners and plan participants. Because the expenses of each class may differ, the performance of each class is expected to differ. If you would like additional information about the Service Shares, please call 1-800-525-0020. In addition, for an analysis of fees associated with an investment in either share class or other similar funds, please visit www.finra.org/fundalyzer.

CLOSED PORTFOLIO POLICIES

Although the Portfolio is closed, if you are a current Portfolio shareholder, you may continue to invest in the Portfolio, as well as reinvest any dividends or capital gains in such accounts, absent highly unusual circumstances. For more information regarding general closed fund policies and exceptions, refer to “Closed Portfolio Policies.”

LIQUIDATION/REORGANIZATION OF A PORTFOLIO

It is important to know that, pursuant to the Trust’s Amended and Restated Trust Instrument, the Trustees have the authority to merge, liquidate, and/or reorganize a portfolio into another portfolio without seeking shareholder vote or consent.

DISTRIBUTION OF THE PORTFOLIO

The Portfolio is distributed by Janus Distributors LLC dba Janus Henderson Distributors (“Janus Henderson Distributors”), which is a member of the Financial Industry Regulatory Authority, Inc. (“FINRA”). To obtain information about FINRA member firms and their associated persons, you may contact FINRA at www.finra.org, or 1-800-289-9999.

DISTRIBUTIONS AND TAXES

DISTRIBUTIONS

To avoid taxation of the Portfolio, the Internal Revenue Code of 1986, as amended (the “Internal Revenue Code”) requires the Portfolio to distribute all or substantially all of its net investment income and any net capital gains realized on its investments at least annually. The Portfolio’s income from certain dividends, interest, and any net realized short-term capital gains are paid to shareholders as ordinary income dividends. Net realized long-term capital gains, if any, are paid to shareholders as capital gains distributions, regardless of how long Shares of the Portfolio have been held. Distributions are made at the class level, so they may vary from class to class within a single portfolio.

Distribution Schedule

Dividends for the Portfolio are normally declared and distributed in June and December. Capital gains are normally declared and distributed in June. However, in certain situations it may be necessary for the Portfolio to declare and distribute capital gains in December. If necessary, dividends and net capital gains may be distributed at other times as well. Unless otherwise instructed, distributions of net investment income and net capital gains, if any, are automatically reinvested in additional Shares of the Portfolio.

How Distributions Affect the Portfolio’s NAV

Distributions are paid to shareholders as of the record date of a distribution of the Portfolio, regardless of how long the shares have been held. Undistributed dividends and net capital gains are included in the Portfolio’s daily net asset value (“NAV”). The share price of the Portfolio drops by the amount of the distribution, net of any subsequent market fluctuations. For example, assume that on December 31, the Portfolio declared a dividend in the amount of \$0.25 per share. If the Portfolio’s share price was \$10.00 on December 30, the Portfolio’s share price on December 31 would be \$9.75, barring market fluctuations.

TAXES

Taxes on Distributions

Because Shares of the Portfolio may be purchased only through variable insurance contracts and certain qualified retirement plans, it is anticipated that any income dividends or net capital gains distributions made by the Portfolio will be exempt from current federal income taxation if left to accumulate within the variable insurance contract or qualified retirement plan. Generally, withdrawals from such contracts or plans may be subject to federal income tax at ordinary income rates and, if withdrawals are made from a retirement plan before age 59½, a 10% penalty tax may be imposed. The federal income tax status of your investment depends on the features of your qualified retirement plan or variable insurance contract. Further information may be found in your plan documents or in the prospectus of the separate account offering such contract.

Taxation of the Portfolio

Dividends, interest, and some capital gains received by the Portfolio on foreign securities may be subject to foreign tax withholding or other foreign taxes. If the Portfolio is eligible, it may from year to year make the election permitted under Section 853 of the Internal Revenue Code to pass through such taxes to shareholders as a foreign tax credit. If such an election is not made, any foreign taxes paid or accrued will represent an expense to the Portfolio.

The Portfolio does not expect to pay any federal income or excise taxes because it intends to meet certain requirements of the Internal Revenue Code. In addition, because the Shares of the Portfolio are sold in connection with variable insurance contracts, the Portfolio intends to satisfy the diversification requirements applicable to insurance company separate accounts under the Internal Revenue Code. If the Portfolio invests in partnerships, it may be subject to state tax liabilities.

SHAREHOLDER'S GUIDE

Investors may not purchase or redeem Shares of the Portfolio directly. Shares may be purchased or redeemed only through variable insurance contracts offered by the separate accounts of participating insurance companies or through certain qualified retirement plans. **Refer to the prospectus for the participating insurance company's separate account or your plan documents for instructions on purchasing or selling variable insurance contracts and on how to select the Portfolio as an investment option for a contract or a qualified retirement plan.**

With certain exceptions, the Portfolio is generally available only to shareholders residing in the United States and employees of Janus Capital or its affiliates. For purposes of this policy, the Portfolio requires that a shareholder and/or entity be a U.S. citizen residing in the United States or a U.S. Territory (including overseas U.S. military or diplomatic addresses) or a resident alien residing in the United States or a U.S. Territory with a valid U.S. Taxpayer Identification Number to open an account with the Portfolio.

PRICING OF PORTFOLIO SHARES

The per share NAV for each class is computed by dividing the total value of assets allocated to the class, less liabilities allocated to that class, by the total number of outstanding shares of the class. The Portfolio's NAV is calculated as of the close of the regular trading session of the New York Stock Exchange ("NYSE") (normally 4:00 p.m. New York time) each day that the NYSE is open ("business day"). However, the time at which the Portfolio's NAV is calculated may be changed if trading on the NYSE is restricted, the NYSE closes at a different time, or as permitted by the SEC. Foreign securities held by the Portfolio may be traded on days and at times when the NYSE is closed and the NAV is therefore not calculated. Accordingly, the value of the Portfolio's holdings may change on days that are not business days in the United States and on which you will not be able to purchase or redeem the Portfolio's Shares.

All purchases and redemptions will be duly processed at the NAV next calculated after your request is received in good order by the Portfolio or its agents. In order to receive a day's price, your order must be received in good order by the Portfolio (or insurance company or plan sponsor) or its agents by the close of the regular trading session of the NYSE.

Securities held by the Portfolio are valued in accordance with policies and procedures established by and under the oversight of the Trustees. To the extent available, equity securities are generally valued on the basis of market quotations. Most fixed-income securities are typically valued using an evaluated bid price supplied by an approved pricing service that is intended to reflect market value. The evaluated bid price is an evaluation that may consider factors such as security prices, yields, maturities, and ratings. Certain short-term instruments maturing within 60 days or less may be valued at amortized cost, which approximates market value. If a market quotation or evaluated price for a security is not readily available or is deemed unreliable, or if an event that is expected to affect the value of the security occurs after the close of the principal exchange or market on which the security is traded, and before the close of the NYSE, a fair value of the security will be determined in good faith under the policies and procedures. Such events include, but are not limited to: (i) a significant event that may affect the securities of a single issuer, such as a merger, bankruptcy, or significant issuer-specific development; (ii) an event that may affect an entire market, such as a natural disaster or significant governmental action; (iii) a non-significant event such as a market closing early or not opening, or a security trading halt; and (iv) pricing of a non-valued security and a restricted or non-public security. This type of fair value pricing may be more commonly used with foreign equity securities, but it may also be used with, among other things, thinly-traded domestic securities or fixed-income securities. Special valuation considerations may apply with respect to "odd-lot" fixed-income transactions which, due to their small size, may receive evaluated prices by pricing services which reflect a large block trade and not what actually could be obtained for the odd-lot position. For valuation purposes, quotations of foreign portfolio securities, other assets and liabilities, and forward contracts stated in foreign currency are generally translated into U.S. dollar equivalents at the prevailing market rates. The Portfolio uses systematic fair valuation models provided by an independent pricing service to value foreign equity securities in order to adjust for stale pricing, which may occur between the close of certain foreign exchanges and the close of the NYSE.

Due to the subjective nature of systematic fair value pricing, the Portfolio's value for a particular security may be different from the last quoted market price. Systematic fair value pricing may reduce arbitrage activity involving the frequent buying and selling of mutual fund shares by investors seeking to take advantage of a perceived lag between a change in the value of the Portfolio's securities and the reflection of such change in the Portfolio's NAV, as further described in the "Excessive Trading" section of this Prospectus. While funds that invest in foreign securities may be at a greater risk for arbitrage activity, such activity may also arise in funds which do not invest in foreign securities, for example, when trading in a security held by a portfolio is halted and does not resume prior to the time the portfolio calculates its NAV (referred to as "stale pricing"). Portfolios that hold thinly-traded securities, such as certain small-capitalization securities or high-yield fixed-income

securities, may be subject to attempted use of arbitrage techniques. To the extent that the Portfolio's valuation of a security is different from the security's market value, short-term arbitrage traders buying and/or selling shares of the Portfolio may dilute the NAV of the Portfolio, which negatively impacts long-term shareholders. The Portfolio's fair value pricing and excessive trading policies and procedures may not completely eliminate short-term trading in certain omnibus accounts and other accounts traded through intermediaries.

The value of the securities of other open-end funds held by the Portfolio, if any, will be calculated using the NAV of such open-end funds, and the prospectuses for such open-end funds explain the circumstances under which they use fair value pricing and the effects of using fair value pricing.

ADMINISTRATIVE FEES

Janus Services receives an administrative services fee at an annual rate of 0.05% of the average daily net assets of the Portfolio for arranging for the provision by participating insurance companies and qualified plan service providers of administrative services, including recordkeeping, subaccounting, order processing, or other shareholder services provided on behalf of contract holders or plan participants investing in the Portfolio. Other shareholder services may include the provision of order confirmations, periodic account statements, forwarding prospectuses, shareholder reports, and other materials to existing customers, and answering inquiries regarding accounts. Janus Services expects to use this entire fee to compensate insurance companies and qualified plan service providers for providing these services to their customers who invest in the Portfolio.

PAYMENTS TO FINANCIAL INTERMEDIARIES BY JANUS CAPITAL OR ITS AFFILIATES

From its own assets, Janus Capital or its affiliates pay fees to selected insurance companies, qualified plan service providers or their affiliates, or other financial intermediaries that distribute, market, or promote the Portfolio or perform related services for contract owners and plan participants. The amount of these payments is determined from time to time by Janus Capital, may be substantial, and may differ for different financial intermediaries. Janus Capital and its affiliates consider a number of factors in making payments to financial intermediaries.

Janus Capital or its affiliates may pay fees, from their own assets, to selected insurance companies, qualified plan service providers, and other financial intermediaries for providing recordkeeping, subaccounting, transaction processing, and other shareholder or administrative services (including payments for processing transactions via the National Securities Clearing Corporation ("NSCC") or other means) in connection with investments in the Janus Henderson funds. These fees are in addition to any fees that may be paid by the Janus Henderson funds for these types of services or other services.

In addition, Janus Capital or its affiliates periodically share certain marketing expenses with selected intermediaries, or pay for or sponsor informational meetings, seminars, client awareness events, support for marketing materials, sales reporting, or business building programs for such intermediaries to raise awareness of the Portfolio. Janus Capital or its affiliates make payments to participate in selected intermediary marketing support programs which may provide Janus Capital or its affiliates with one or more of the following benefits: attendance at sales conferences, participation in meetings or training sessions, access to or information about intermediary personnel, use of an intermediary's marketing and communication infrastructure, fund analysis tools, data, business planning and strategy sessions with intermediary personnel, information on industry- or platform-specific developments, trends and service providers, and other marketing-related services. Such payments may be in addition to, or in lieu of, the fees described above. These payments are intended to promote the sales of Janus Henderson funds and to reimburse financial intermediaries, directly or indirectly, for the costs that they or their salespersons incur in connection with educational seminars, meetings, and training efforts about the Janus Henderson funds to enable the intermediaries and their salespersons to make suitable recommendations, provide useful services, and maintain the necessary infrastructure to make the Janus Henderson funds available to their customers.

The receipt of (or prospect of receiving) fees or reimbursements and other forms of compensation described above may provide a financial intermediary and its salespersons with an incentive to favor sales of Janus Henderson funds' shares over sales of other mutual funds (or non-mutual fund investments) or to favor sales of one class of Janus Henderson funds' shares over sales of another Janus Henderson funds' share class, with respect to which the financial intermediary does not receive such payments or receives them in a lower amount. The receipt of these payments may cause certain financial intermediaries to elevate the prominence of the Janus Henderson funds within such financial intermediary's organization by, for example, placement on a list of preferred or recommended funds and/or the provision of preferential or enhanced opportunities to promote the Janus Henderson funds in various ways within such financial intermediary's organization.

From time to time, certain financial intermediaries approach Janus Capital to request that Janus Capital make contributions to certain charitable organizations. In these cases, Janus Capital's contribution may result in the financial intermediary, or its salespersons, recommending Janus Henderson funds over other mutual funds (or non-mutual fund investments).

The payment arrangements described above will not change the price a contract owner or plan participant pays for Shares nor the amount that a Janus Henderson fund receives to invest on behalf of the contract owner or plan participant. You should consider whether such arrangements exist when evaluating any recommendations from an intermediary to purchase or sell Shares of the Portfolio and, if applicable, when considering which share class of the Portfolio is most appropriate for you. Please contact your insurance company or plan sponsor for details on such arrangements.

PURCHASES

Purchases of Shares may be made only by the separate accounts of insurance companies for the purpose of funding variable insurance contracts or by certain qualified retirement plans. Refer to the prospectus of the appropriate insurance company separate account or your plan documents for information on how to invest in the Shares of the Portfolio. Under certain circumstances, the Portfolio may permit an in-kind purchase of Shares. Participating insurance companies and certain other designated organizations are authorized to receive purchase orders on the Portfolio's behalf. As discussed under "Payments to Financial Intermediaries by Janus Capital or its Affiliates," Janus Capital and its affiliates may make payments to selected insurance companies, qualified plan service providers, or their affiliates, or other financial intermediaries that were instrumental in the acquisition or retention of accounts for the Portfolio or that provide services in connection with investments in the Portfolio. You should consider such arrangements when evaluating any recommendation of the Portfolio.

The Portfolio reserves the right to reject any purchase order, including exchange purchases, for any reason. The Portfolio is not intended for excessive trading. For more information about the Portfolio's policy on excessive trading, refer to "Excessive Trading."

The Portfolio may discontinue sales to a qualified plan and require plan participants with existing investments in the Shares to redeem those investments if the plan loses (or in the opinion of Janus Capital, is at risk of losing) its qualified plan status.

In compliance with the Uniting and Strengthening America by Providing Appropriate Tools Required to Intercept and Obstruct Terrorism Act of 2001 ("USA PATRIOT Act"), your insurance company or plan sponsor is required to verify certain information on your account application as part of its Anti-Money Laundering Program. You will be required to provide your full name, date of birth, Social Security number, and permanent street address to assist in verifying your identity. You may also be asked to provide documents that may help to establish your identity. Until verification of your identity is made, your insurance company or plan sponsor may temporarily limit additional share purchases. In addition, your insurance company or plan sponsor may close an account if they are unable to verify a shareholder's identity. Please contact your insurance company or plan sponsor if you need additional assistance when completing your application or additional information about the insurance company or plan sponsor's Anti-Money Laundering Program.

In an effort to ensure compliance with this law, Janus Capital's Anti-Money Laundering Program (the "Program") provides for the development of internal practices, procedures and controls, designation of anti-money laundering compliance officers, an ongoing training program, and an independent audit function to determine the effectiveness of the Program.

Potential Conflicts

Although the Portfolio does not currently anticipate any disadvantages to policy owners because the Portfolio offers its Shares to unaffiliated variable annuity and variable life separate accounts of insurance companies that are unaffiliated with Janus Capital and to certain qualified retirement plans, there is a possibility that a material conflict may arise. The Trustees monitor events in an effort to identify any disadvantages or material irreconcilable conflicts and to determine what action, if any, should be taken in response. If a material disadvantage or conflict is identified, the Trustees may require one or more insurance company separate accounts or qualified plans to withdraw its investments in the Portfolio or substitute Shares of another portfolio. If this occurs, the Portfolio may be forced to sell its securities at disadvantageous prices. In addition, the Portfolio may refuse to sell its Shares to any separate account or qualified plan or may suspend or terminate the offering of the Portfolio's Shares if such action is required by law or regulatory authority or is in the best interests of the Portfolio's shareholders. It is possible that a qualified plan investing in the Portfolio could lose its qualified plan status under the Internal Revenue Code, which could have adverse tax consequences on insurance company separate accounts investing in the Portfolio. Janus Capital intends to monitor such qualified plans, and the Portfolio may discontinue sales to a qualified plan

and require plan participants with existing investments in the Portfolio to redeem those investments if a plan loses (or in the opinion of Janus Capital is at risk of losing) its qualified plan status.

REDEMPTIONS

Redemptions, like purchases, may be effected only through the separate accounts of participating insurance companies or through certain qualified retirement plans. Please refer to the appropriate separate account prospectus or plan documents for details.

Shares of the Portfolio may be redeemed on any business day on which the Portfolio's NAV is calculated. Redemptions are duly processed at the NAV next calculated after your redemption order is received in good order by the Portfolio or its agents. Redemption proceeds will normally be sent within two business days following receipt of the redemption order. The Portfolio typically expects to meet redemption requests by paying out proceeds from cash or cash equivalent portfolio holdings, or by selling portfolio holdings. In stressed market conditions, and other appropriate circumstances, redemption methods may include borrowing funds or redeeming in-kind.

The Portfolio reserves the right to postpone payment of redemption proceeds for up to seven calendar days. Additionally, the right to require the Portfolio to redeem its Shares may be suspended, or the date of payment may be postponed beyond seven calendar days, whenever: (i) trading on the NYSE is restricted, as determined by the SEC, or the NYSE is closed (except for holidays and weekends); (ii) the SEC permits such suspension and so orders; or (iii) an emergency exists as determined by the SEC so that disposal of securities or determination of NAV is not reasonably practicable.

Large Shareholder Redemptions

Certain large shareholders, such as other portfolios, participating insurance companies, accounts, and Janus Capital affiliates, may from time to time own (beneficially or of record) or control a significant percentage of the Portfolio's Shares. Redemptions by these large shareholders of their holdings in the Portfolio may cause the Portfolio to sell securities at times when it would not otherwise do so, which may negatively impact the Portfolio's NAV and liquidity. Similarly, large Portfolio share purchases may adversely affect the Portfolio's performance to the extent that the Portfolio is delayed in investing new cash and is required to maintain a larger cash position than it ordinarily would. A large shareholder purchase or redemption may also increase transaction costs. In addition, a large redemption could result in the Portfolio's current expenses being allocated over a smaller asset base, which could lead to an increase in the Portfolio's expense ratio.

Redemptions In-Kind

Shares normally will be redeemed for cash, although the Portfolio retains the right to redeem some or all of its shares in-kind under unusual circumstances, in order to protect the interests of remaining shareholders, to accommodate a request by a particular shareholder that does not adversely affect the interests of the remaining shareholders, or in connection with the liquidation of a portfolio, by delivery of securities selected from its assets at its discretion. However, the Portfolio is required to redeem shares solely for cash up to the lesser of \$250,000 or 1% of the NAV of the Portfolio during any 90-day period for any one shareholder. Should redemptions by any shareholder exceed such limitation, the Portfolio will have the option of redeeming the excess in cash or in-kind. In-kind payment means payment will be made in portfolio securities rather than cash, and may potentially include illiquid investments. Illiquid investments may not be able to be sold quickly or at a price that reflects full value, or there may not be a market for such investments, which could cause the redeeming shareholder to realize losses on the investment if it is sold at a price lower than that at which it had been valued. If the Portfolio makes an in-kind payment, the redeeming shareholder might incur brokerage or other transaction costs to convert the securities to cash, whereas such costs are borne by the Portfolio for cash redemptions.

While the Portfolio may pay redemptions in-kind, the Portfolio may instead choose to raise cash to meet redemption requests through the sale of portfolio securities or permissible borrowings. If the Portfolio is forced to sell securities at an unfavorable time and/or under unfavorable conditions, such sales may adversely affect the Portfolio's NAV and may increase brokerage costs.

CLOSED PORTFOLIO POLICIES – JANUS HENDERSON ENTERPRISE PORTFOLIO

The Portfolio has limited sales of its shares because Janus Capital and the Trustees believe continued sales are not in the best interests of the Portfolio. Sales to new retirement plans, whether purchasing separately or through a variable insurance contract have generally been discontinued; however, investors who meet certain criteria described below may be able to purchase shares of the Portfolio. You may be required to demonstrate eligibility to purchase shares of the Portfolio before

your investment is accepted. If you are a current Portfolio shareholder and close an existing Portfolio account, you may not be able to make additional investments in the Portfolio unless you meet one of the specified criteria. The Portfolio may resume sales of its shares to new retirement plans at some future date, but it has no present intention to do so.

Investors who meet the following criteria may be able to invest in the Portfolio: (i) existing shareholders invested in the Portfolio are permitted to continue to purchase shares through their existing Portfolio accounts and to reinvest any dividends or capital gains distributions in such accounts, absent highly unusual circumstances; (ii) insurance company separate accounts purchasing on behalf of non-retirement plan investors in connection with variable insurance contracts; (iii) under certain circumstances, all or a portion of the shares held in a closed Portfolio account may be reallocated to a different form of ownership; this may include, but is not limited to, mandatory retirement distributions, legal proceedings, estate settlements, and the gifting of Portfolio shares; (iv) it is expected that existing or new participants in employer-sponsored retirement plans that currently offer the Portfolio as an investment option may direct contributions to the Portfolio through their plan, regardless of whether the participant invested in such Portfolio prior to its closing; (v) Janus Capital “funds of funds,” which is a fund that primarily invests in other Janus Henderson mutual funds, may invest in the Portfolio; (vi) in the case of certain mergers or reorganizations, retirement plans may be able to add the closed Portfolio as an investment option. Such mergers, reorganizations, acquisitions, or other business combinations are those in which one or more companies involved in such transaction currently offers the Portfolio as an investment option, and any company that as a result of such transaction becomes affiliated with the company currently offering the Portfolio (as a parent company, subsidiary, sister company, or otherwise). Such companies may request to add the Portfolio as an investment option under its retirement plan. Requests for new retirement accounts into the Portfolio will be reviewed by management and may be permitted on an individual basis, taking into consideration whether the addition to the Portfolio is believed to negatively impact existing Portfolio shareholders.

EXCESSIVE TRADING

Excessive and Short-Term Trading Policies and Procedures

The Trustees have adopted policies and procedures with respect to short-term and excessive trading of Portfolio shares (“excessive trading”). The Portfolio is intended for long-term investment purposes, and the Portfolio will take reasonable steps to attempt to detect and deter short-term and excessive trading. Transactions placed in violation of the Portfolio’s excessive trading policies and procedures may be cancelled or rescinded by the Portfolio by the next business day following receipt by the Portfolio. The trading history of accounts determined to be under common ownership or control within any of the Janus Henderson funds may be considered in enforcing these policies and procedures. As described below, however, the Portfolio may not be able to identify all instances of excessive trading or completely eliminate the possibility of excessive trading. In particular, it may be difficult to identify excessive trading in certain omnibus accounts and other accounts traded through intermediaries (such as insurance companies or plan sponsors). By their nature, omnibus accounts, in which purchases and redemptions of the Portfolio’s shares by multiple investors are aggregated by the intermediary and presented to the Portfolio on a net basis, may effectively conceal the identity of individual investors and their transactions from the Portfolio and its agents. This makes the elimination of excessive trading in the accounts impractical without the assistance of the intermediary.

The Janus Henderson funds attempt to deter excessive trading through at least the following methods:

- trade monitoring; and
- fair valuation of securities as described under “Pricing of Portfolio Shares.”

The Portfolio monitors for patterns of shareholder short-term trading and may suspend or permanently terminate the purchase and exchange privilege (if permitted by your insurance company or plan sponsor) of any investor who is identified as having a pattern of short-term trading. The Portfolio at all times reserves the right to reject any purchase or exchange request and to modify or terminate the purchase and exchange privileges for any investor for any reason without prior notice, in particular, if the trading activity in the account(s) is deemed to be disruptive to the Portfolio. For example, the Portfolio may refuse a purchase order if the portfolio managers believe they would be unable to invest the money effectively in accordance with the Portfolio’s investment policies or the Portfolio would otherwise be adversely affected due to the size of the transaction, frequency of trading, or other factors.

The Portfolio’s Trustees may approve from time to time a redemption fee to be imposed by any Janus Henderson fund, subject to 60 days’ notice to shareholders of that fund.

Investors who place transactions through the same insurance company or plan sponsor on an omnibus basis may be deemed part of a group for the purpose of the Portfolio's excessive trading policies and procedures and may be rejected in whole or in part by the Portfolio. The Portfolio, however, cannot always identify or reasonably detect excessive trading that may be facilitated by insurance companies or plan sponsors or made difficult to identify through the use of omnibus accounts by those intermediaries that transmit purchase, exchange, and redemption orders to the Portfolio, and thus the Portfolio may have difficulty curtailing such activity. Transactions accepted by an insurance company or plan sponsor in violation of the Portfolio's excessive trading policies may be cancelled or revoked by the Portfolio by the next business day following receipt by the Portfolio.

In an attempt to detect and deter excessive trading in omnibus accounts, the Portfolio or its agents may require intermediaries to impose restrictions on the trading activity of accounts traded through those intermediaries. Such restrictions may include, but are not limited to, requiring that trades be placed by U.S. mail, prohibiting future purchases by investors who have recently redeemed Portfolio shares, requiring intermediaries to report information about customers who purchase and redeem large amounts, and similar restrictions. The Portfolio's ability to impose such restrictions with respect to accounts traded through particular intermediaries may vary depending on the systems' capabilities, applicable contractual and legal restrictions, and cooperation of those intermediaries.

Generally, the Portfolio's excessive trading policies and procedures do not apply to (i) a money market fund, although money market funds at all times reserve the right to reject any purchase request (including exchange purchases, if permitted by your insurance company or plan sponsor) for any reason without prior notice; (ii) transactions in the Janus Henderson funds by a Janus Capital "fund of funds," which is a fund that primarily invests in other Janus Henderson mutual funds; (iii) periodic rebalancing and identifiable transactions by certain funds of funds and asset allocation programs to realign portfolio investments with existing target allocations; and (iv) systematic purchase, exchange, or redemption programs.

The Portfolio's policies and procedures regarding excessive trading may be modified at any time by the Portfolio's Trustees.

Excessive Trading Risks

Excessive trading may present risks to the Portfolio's long-term shareholders. Excessive trading into and out of the Portfolio may disrupt portfolio investment strategies, may create taxable gains to remaining Portfolio shareholders, and may increase Portfolio expenses, all of which may negatively impact investment returns for all remaining shareholders, including long-term shareholders.

Portfolios that invest in foreign securities may be at a greater risk for excessive trading. Investors may attempt to take advantage of anticipated price movements in securities held by a portfolio based on events occurring after the close of a foreign market that may not be reflected in the portfolio's NAV (referred to as "price arbitrage"). Such arbitrage opportunities may also arise in portfolios which do not invest in foreign securities, for example, when trading in a security held by a portfolio is halted and does not resume prior to the time the portfolio calculates its NAV (referred to as "stale pricing"). Portfolios that hold thinly-traded securities, such as certain small-capitalization securities, may be subject to attempted use of arbitrage techniques. To the extent that the Portfolio's valuation of a security differs from the security's market value, short-term arbitrage traders may dilute the NAV of the Portfolio, which negatively impacts long-term shareholders. Although the Portfolio has adopted valuation policies and procedures intended to reduce the Portfolio's exposure to price arbitrage, stale pricing, and other potential pricing inefficiencies, under such circumstances there is potential for short-term arbitrage trades to dilute the value of shares held by the Portfolio.

Although the Portfolio takes steps to detect and deter excessive trading pursuant to the policies and procedures described in this Prospectus and approved by the Trustees, there is no assurance that these policies and procedures will be effective in limiting excessive trading in all circumstances. For example, the Portfolio may be unable to completely eliminate the possibility of excessive trading in certain omnibus accounts and other accounts traded through intermediaries. Omnibus accounts may effectively conceal the identity of individual investors and their transactions from the Portfolio and its agents. This makes the Portfolio's identification of excessive trading transactions in the Portfolio through an omnibus account difficult and makes the elimination of excessive trading in the account impractical without the assistance of the intermediary. Moreover, the contract between an insurance company and the owner of a variable insurance contract may govern the frequency with which the contract owner may cause the insurance company to purchase or redeem shares of the Portfolio. Although the Portfolio encourages intermediaries to take necessary actions to detect and deter excessive trading, some intermediaries may be unable or unwilling to do so, and accordingly, the Portfolio cannot eliminate completely the possibility of excessive trading.

Shareholders that invest through an omnibus account should be aware that they may be subject to the policies and procedures of their insurance company or plan sponsor with respect to excessive trading in the Portfolio.

AVAILABILITY OF PORTFOLIO HOLDINGS INFORMATION

The Mutual Fund Holdings Disclosure Policies and Procedures adopted by Janus Capital and all mutual funds managed within the Janus Henderson fund complex are designed to be in the best interests of the portfolios and to protect the confidentiality of the portfolios' holdings. The following describes policies and procedures with respect to disclosure of portfolio holdings.

- **Full Holdings.** The Portfolio is required to disclose its complete holdings in the quarterly holdings report on Form N-Q within 60 days of the end of the first and third fiscal quarters, and in the annual report and semiannual report to Portfolio shareholders. These reports (i) are available on the SEC's website at <http://www.sec.gov>; (ii) may be reviewed and copied at the SEC's Public Reference Room in Washington, D.C. (information on the Public Reference Room may be obtained by calling 1-800-SEC-0330); and (iii) are available without charge, upon request, by calling a Janus Henderson representative at 1-877-335-2687 (toll free). Portfolio holdings consisting of at least the names of the holdings are generally available on a monthly basis with a 30-day lag. Holdings are generally posted approximately two business days thereafter under Full Holdings for the Portfolio at janushenderson.com/VIT.
- **Top Holdings.** The Portfolio's top portfolio holdings, in order of position size and as a percentage of the Portfolio's total portfolio, are available monthly with a 15-day lag and on a calendar quarter-end basis with a 15-day lag.
- **Other Information.** The Portfolio may occasionally provide security breakdowns (e.g., industry, sector, regional, market capitalization, and asset allocation), top performance contributors/detractors, and specific portfolio level performance attribution information and statistics monthly with a 15-day lag and on a calendar quarter-end basis with a 15-day lag. Top performance contributors/detractors may include the percentage of contribution/detraction to Portfolio performance.

Full portfolio holdings will remain available on the Janus Henderson websites at least until a Form N-CSR or Form N-Q is filed with the SEC for the period that includes the date as of which the website information is current. Janus Capital may exclude from publication on its websites all or any portion of portfolio holdings or change the time periods of disclosure as deemed necessary to protect the interests of the Janus Henderson funds. Under extraordinary circumstances, exceptions to the Mutual Fund Holdings Disclosure Policies and Procedures may be made by Janus Capital's Chief Investment Officer(s) or their delegates. All exceptions shall be preapproved by the Chief Compliance Officer or her designee. Such exceptions may be made without prior notice to shareholders. A summary of the Portfolio's holdings disclosure policies and procedures, which includes a discussion of any exceptions, is contained in the Portfolio's SAI.

SHAREHOLDER COMMUNICATIONS

Your insurance company or plan sponsor is responsible for providing annual and semiannual reports, including the financial statements of the Portfolio. These reports show the Portfolio's investments and the market value of such investments, as well as other information about the Portfolio and its operations. Please contact your insurance company or plan sponsor to obtain these reports. The Trust's fiscal year ends December 31.

FINANCIAL HIGHLIGHTS

The financial highlights table is intended to help you understand the Portfolio's financial performance for the period ended December 31 of the fiscal years shown. Items "Net asset value, beginning of period" through "Net asset value, end of period" reflect financial results for a single Portfolio Share. The gross expense ratio reflects expenses prior to any expense offset arrangement and waivers (reimbursements), if applicable. The net expense ratio reflects expenses after any expense offset arrangement and waivers (reimbursements), if applicable. The information shown for the fiscal years ended December 31 has been audited by PricewaterhouseCoopers LLP, whose report, along with the Portfolio's financial statements, is included in the Annual Report, which is available upon request, and incorporated by reference into the SAI.

The total returns in the table represent the rate that an investor would have earned (or lost) on an investment in the Institutional Shares of the Portfolio (assuming reinvestment of all dividends and distributions) but do not include charges and expenses attributable to any insurance product. If these charges and expenses had been included, the performance for the years shown would be lower. "Total return" information may include adjustments in accordance with generally accepted accounting principles. As a result, returns may differ from returns for shareholder transactions.

Enterprise Portfolio – Institutional Shares

	Years ended December 31				
	2018	2017	2016	2015	2014
Net asset value, beginning of period	\$70.65	\$59.27	\$57.33	\$61.75	\$58.96
Income from investment operations:					
Net investment income/(loss) ⁽¹⁾	0.21	0.11	0.28	0.27	0.27
Net gain/(loss) on securities (both realized and unrealized)	(0.16)	15.67	6.50	2.55	6.79
Total from investment operations	0.05	15.78	6.78	2.82	7.06
Less distributions:					
Dividends (from net investment income)	(0.18)	(0.17)	(0.09)	(0.40)	(0.10)
Distributions (from capital gains)	(3.50)	(4.23)	(4.75)	(6.84)	(4.17)
Total distributions	(3.68)	(4.40)	(4.84)	(7.24)	(4.27)
Net asset value, end of period	\$67.02	\$70.65	\$59.27	\$57.33	\$61.75
Total return	(0.41)%	27.42%	12.36%	4.05%	12.50%
Net assets, end of period (in thousands)	\$577,477	\$618,750	\$459,250	\$418,158	\$417,895
Average net assets for the period (in thousands)	\$641,390	\$556,940	\$435,190	\$427,941	\$402,634
Ratio of gross expenses to average net assets	0.72%	0.73%	0.72%	0.68%	0.68%
Ratio of net expenses to average net assets	0.72%	0.73%	0.72%	0.68%	0.68%
Ratio of net investment income/(loss) to average net assets	0.29%	0.17%	0.48%	0.44%	0.45%
Portfolio turnover rate	14%	14%	20%	22%	16%

(1) Per share amounts are calculated using the average shares outstanding method.

GLOSSARY OF INVESTMENT TERMS

This glossary provides a more detailed description of some of the types of securities, investment strategies, and other instruments in which the Portfolio may invest, as well as some general investment terms. The Portfolio may invest in these instruments to the extent permitted by its investment objective and policies. The Portfolio is not limited by this discussion and may invest in any other types of instruments not precluded by the policies discussed elsewhere in this Prospectus.

EQUITY AND DEBT SECURITIES

Average-Weighted Effective Maturity is a measure of a bond's maturity. The stated maturity of a bond is the date when the issuer must repay the bond's entire principal value to an investor. Some types of bonds may also have an "effective maturity" that is shorter than the stated date due to prepayment or call provisions. Securities without prepayment or call provisions generally have an effective maturity equal to their stated maturity. Average-weighted effective maturity is calculated by averaging the effective maturity of bonds held by a Portfolio with each effective maturity "weighted" according to the percentage of net assets that it represents.

Bank loans include institutionally-traded floating and fixed-rate debt securities generally acquired as a participation interest in or assignment of a loan originated by a lender or financial institution. Assignments and participations involve credit, interest rate, and liquidity risk. Interest rates on floating rate securities adjust with interest rate changes and/or issuer credit quality. If a Portfolio purchases a participation interest, it may only be able to enforce its rights through the lender and may assume the credit risk of both the borrower and the lender. There are also risks involved in purchasing assignments. If a loan is foreclosed, a Portfolio may become part owner of any collateral securing the loan and may bear the costs and liabilities associated with owning and disposing of any collateral. The Portfolio could be held liable as a co-lender. In addition, there is no assurance that the liquidation of any collateral from a secured loan would satisfy a borrower's obligations or that any collateral could be liquidated. A Portfolio may have difficulty trading assignments and participations to third parties or selling such securities in secondary markets, which in turn may affect the Portfolio's NAV.

Bonds are debt securities issued by a company, municipality, government, or government agency. The issuer of a bond is required to pay the holder the amount of the loan (or par value of the bond) at a specified maturity and to make scheduled interest payments.

Certificates of Participation ("COPs") are certificates representing an interest in a pool of securities. Holders are entitled to a proportionate interest in the underlying securities. Municipal lease obligations are often sold in the form of COPs.

Commercial paper is a short-term debt obligation with a maturity ranging from 1 to 270 days issued by banks, corporations, and other borrowers to investors seeking to invest idle cash. A Portfolio may purchase commercial paper issued in private placements under Section 4(2) of the Securities Act of 1933, as amended (the "1933 Act").

Common stocks are equity securities representing shares of ownership in a company and usually carry voting rights and earn dividends. Unlike preferred stock, dividends on common stock are not fixed but are declared at the discretion of the issuer's board of directors.

Convertible securities are preferred stocks or bonds that pay a fixed dividend or interest payment and are convertible into common stock at a specified price or conversion ratio.

Debt securities are securities representing money borrowed that must be repaid at a later date. Such securities have specific maturities and usually a specific rate of interest or an original purchase discount.

Depository receipts are receipts for shares of a foreign-based corporation that entitle the holder to dividends and capital gains on the underlying security. Receipts include those issued by domestic banks (American Depositary Receipts), foreign banks (Global or European Depositary Receipts), and broker-dealers (depository shares).

Duration is a measurement of price sensitivity to interest rate changes. Unlike average maturity, duration reflects both principal and interest payments. Generally, the higher the coupon rate on a bond, the lower its duration will be. The duration of a bond portfolio is calculated by averaging the duration of bonds held by a Portfolio with each duration "weighted" according to the percentage of net assets that it represents. Because duration accounts for interest payments, a Portfolio's duration is usually shorter than its average maturity. Securities with longer durations tend to be more sensitive to changes in interest rates, and are usually more volatile than securities with shorter duration. For example, the price of a bond portfolio

with an average duration of five years would be expected to fall approximately 5% if interest rates rose by one percentage point. A Portfolio with a longer portfolio duration is more likely to experience a decrease in its share price as interest rates rise.

Equity securities generally include domestic and foreign common stocks; preferred stocks; securities convertible into common stocks or preferred stocks; warrants to purchase common or preferred stocks; and other securities with equity characteristics.

Exchange-traded funds (“ETFs”) are index-based investment companies which hold substantially all of their assets in securities with equity characteristics. As a shareholder of another investment company, a Portfolio would bear its pro rata portion of the other investment company’s expenses, including advisory fees, in addition to the expenses the Portfolio bears directly in connection with its own operations.

Fixed-income securities are securities that pay a specified rate of return. The term generally includes short- and long-term government, corporate, and municipal obligations that pay a specified rate of interest, dividends, or coupons for a specified period of time. Coupon and dividend rates may be fixed for the life of the issue or, in the case of adjustable and floating rate securities, for a shorter period.

High-yield/high-risk bonds are bonds that are rated below investment grade by the primary rating agencies (i.e., BB+ or lower by Standard & Poor’s and Fitch, or Ba or lower by Moody’s). Other terms commonly used to describe such bonds include “lower rated bonds,” “non-investment grade bonds,” and “junk bonds.”

Mortgage- and asset-backed securities are shares in a pool of mortgages or other debt instruments. These securities are generally pass-through securities, which means that principal and interest payments on the underlying securities (less servicing fees) are passed through to shareholders on a pro rata basis. These securities involve prepayment risk, which is the risk that the underlying mortgages or other debt may be refinanced or paid off prior to their maturities during periods of declining interest rates. In that case, a Portfolio may have to reinvest the proceeds from the securities at a lower rate. Potential market gains on a security subject to prepayment risk may be more limited than potential market gains on a comparable security that is not subject to prepayment risk.

Mortgage dollar rolls are transactions in which a Portfolio sells a mortgage-related security, such as a security issued by Government National Mortgage Association, to a dealer and simultaneously agrees to purchase a similar security (but not the same security) in the future at a predetermined price. A “dollar roll” can be viewed as a collateralized borrowing in which a Portfolio pledges a mortgage-related security to a dealer to obtain cash.

Municipal securities are bonds or notes issued by a U.S. state or political subdivision. A municipal security may be a general obligation backed by the full faith and credit (i.e., the borrowing and taxing power) of a municipality or a revenue obligation paid out of the revenues of a designated project, facility, or revenue source.

Pass-through securities are shares or certificates of interest in a pool of debt obligations that have been repackaged by an intermediary, such as a bank or broker-dealer.

Passive foreign investment companies (“PFICs”) are any foreign corporations which generate certain amounts of passive income or hold certain amounts of assets for the production of passive income. Passive income includes dividends, interest, royalties, rents, and annuities. To avoid taxes and interest that a Portfolio must pay if these investments are profitable, the Portfolio may make various elections permitted by the tax laws. These elections could require that a Portfolio recognize taxable income, which in turn must be distributed, before the securities are sold and before cash is received to pay the distributions.

Pay-in-kind bonds are debt securities that normally give the issuer an option to pay cash at a coupon payment date or give the holder of the security a similar bond with the same coupon rate and a face value equal to the amount of the coupon payment that would have been made.

Preferred stocks are equity securities that generally pay dividends at a specified rate and have preference over common stock in the payment of dividends and liquidation. Preferred stock generally does not carry voting rights.

Real estate investment trust (“REIT”) is an investment trust that operates through the pooled capital of many investors who buy its shares. Investments are in direct ownership of either income property or mortgage loans.

Rule 144A securities are securities that are not registered for sale to the general public under the 1933 Act, but that may be resold to certain institutional investors.

Standby commitment is a right to sell a specified underlying security or securities within a specified period of time and at an exercise price equal to the amortized cost of the underlying security or securities plus accrued interest, if any, at the time of exercise, that may be sold, transferred, or assigned only with the underlying security or securities. A standby commitment entitles the holder to receive same day settlement, and will be considered to be from the party to whom the investment company will look for payment of the exercise price.

Step coupon bonds are high-quality issues with above-market interest rates and a coupon that increases over the life of the bond. They may pay monthly, semiannual, or annual interest payments. On the date of each coupon payment, the issuer decides whether to call the bond at par, or whether to extend it until the next payment date at the new coupon rate.

Strip bonds are debt securities that are stripped of their interest (usually by a financial intermediary) after the securities are issued. The market value of these securities generally fluctuates more in response to changes in interest rates than interest-paying securities of comparable maturity.

“To be announced” or “TBA” commitments are forward agreements for the purchase or sale of securities, including mortgage-backed securities, for a fixed price, with payment and delivery on an agreed upon future settlement date. The specific securities to be delivered are not identified at the trade date. However, delivered securities must meet specified terms, including issuer, rate, and mortgage terms.

U.S. Government securities include direct obligations of the U.S. Government that are supported by its full faith and credit. Treasury bills have initial maturities of less than one year, Treasury notes have initial maturities of one to ten years, and Treasury bonds may be issued with any maturity but generally have maturities of at least ten years. U.S. Government securities also include indirect obligations of the U.S. Government that are issued by federal agencies and government sponsored entities. Unlike Treasury securities, agency securities generally are not backed by the full faith and credit of the U.S. Government. Some agency securities are supported by the right of the issuer to borrow from the Treasury, others are supported by the discretionary authority of the U.S. Government to purchase the agency’s obligations, and others are supported only by the credit of the sponsoring agency.

Variable and floating rate securities have variable or floating rates of interest and, under certain limited circumstances, may have varying principal amounts. Variable and floating rate securities pay interest at rates that are adjusted periodically according to a specified formula, usually with reference to some interest rate index or market interest rate (the “underlying index”). The floating rate tends to decrease the security’s price sensitivity to changes in interest rates.

Warrants are securities, typically issued with preferred stock or bonds, which give the holder the right to buy a proportionate amount of common stock at a specified price. The specified price is usually higher than the market price at the time of issuance of the warrant. The right may last for a period of years or indefinitely.

Zero coupon bonds are debt securities that do not pay regular interest at regular intervals, but are issued at a discount from face value. The discount approximates the total amount of interest the security will accrue from the date of issuance to maturity. The market value of these securities generally fluctuates more in response to changes in interest rates than interest-paying securities.

FUTURES, OPTIONS, AND OTHER DERIVATIVES

Credit default swaps are a specific kind of counterparty agreement that allows the transfer of third party credit risk from one party to the other. One party in the swap is a lender and faces credit risk from a third party, and the counterparty in the credit default swap agrees to insure this risk in exchange for regular periodic payments.

Derivatives are financial instruments whose performance is derived from the performance of another asset (stock, bond, commodity, currency, interest rate or market index). Types of derivatives can include, but are not limited to options, forward contracts, swaps, and futures contracts.

Equity-linked structured notes are derivative securities which are specially designed to combine the characteristics of one or more underlying securities and their equity derivatives in a single note form. The return and/or yield or income component may be based on the performance of the underlying equity securities, an equity index, and/or option positions. Equity-linked structured notes are typically offered in limited transactions by financial institutions in either registered or non-registered form. An investment in equity-linked structured notes creates exposure to the credit risk of the issuing financial institution, as well as to the market risk of the underlying securities. There is no guaranteed return of principal with these securities, and

the appreciation potential of these securities may be limited by a maximum payment or call right. In certain cases, equity-linked structured notes may be more volatile and less liquid than less complex securities or other types of fixed-income securities. Such securities may exhibit price behavior that does not correlate with other fixed-income securities.

Equity swaps involve the exchange by two parties of future cash flow (e.g., one cash flow based on a referenced interest rate and the other based on the performance of stock or a stock index).

Forward contracts are contracts to purchase or sell a specified amount of a financial instrument for an agreed upon price at a specified time. Forward contracts are not currently exchange-traded and are typically negotiated on an individual basis. A Portfolio may enter into forward currency contracts for investment purposes or to hedge against declines in the value of securities denominated in, or whose value is tied to, a currency other than the U.S. dollar or to reduce the impact of currency appreciation on purchases of such securities. It may also enter into forward contracts to purchase or sell securities or other financial indices.

Futures contracts are contracts that obligate the buyer to receive and the seller to deliver an instrument or money at a specified price on a specified date. A Portfolio may buy and sell futures contracts on foreign currencies, securities, and financial indices including indices of U.S. Government, foreign government, equity, or fixed-income securities. A Portfolio may also buy options on futures contracts. An option on a futures contract gives the buyer the right, but not the obligation, to buy or sell a futures contract at a specified price on or before a specified date. Futures contracts and options on futures are standardized and traded on designated exchanges. To the extent a Portfolio engages in futures contracts on foreign exchanges, such exchanges may not provide the same protection as U.S. exchanges.

Indexed/structured securities are typically short- to intermediate-term debt securities whose value at maturity or interest rate is linked to currencies, interest rates, equity securities, indices, commodity prices, or other financial indicators. Such securities may be positively or negatively indexed (e.g., their value may increase or decrease if the reference index or instrument appreciates). Indexed/structured securities may have return characteristics similar to direct investments in the underlying instruments and may be more volatile than the underlying instruments. A Portfolio bears the market risk of an investment in the underlying instruments, as well as the credit risk of the issuer.

Inflation-linked swaps involve the exchange by a Portfolio with another party of their respective commitments to pay or receive interest (e.g., an exchange of fixed rate payments for floating rate payments or an exchange of floating rate payments based on two different reference indices). By design, one of the reference indices is an inflation index, such as the Consumer Price Index.

Interest rate swaps involve the exchange by two parties of their respective commitments to pay or receive interest (e.g., an exchange of floating rate payments for fixed rate payments).

Inverse floaters are debt instruments whose interest rate bears an inverse relationship to the interest rate on another instrument or index. For example, upon reset, the interest rate payable on the inverse floater may go down when the underlying index has risen. Certain inverse floaters may have an interest rate reset mechanism that multiplies the effects of change in the underlying index. Such mechanism may increase the volatility of the security's market value.

Options are the right, but not the obligation, to buy or sell a specified amount of securities or other assets on or before a fixed date at a predetermined price. A Portfolio may purchase and write put and call options on securities, securities indices, and foreign currencies. A Portfolio may purchase or write such options individually or in combination.

Participatory notes are derivative securities which are linked to the performance of an underlying Indian security and which allow investors to gain market exposure to Indian securities without trading directly in the local Indian market.

Total return swaps involve an exchange by two parties in which one party makes payments based on a set rate, either fixed or variable, while the other party makes payments based on the return of an underlying asset, which includes both the income it generates and any capital gains over the payment period. A fixed-income total return swap may be written on many different kinds of underlying reference assets, and may include different indices for various kinds of debt securities (e.g., U.S. investment grade bonds, high-yield bonds, or emerging market bonds).

OTHER INVESTMENTS, STRATEGIES, AND/OR TECHNIQUES

Cash sweep program is an arrangement in which a Portfolio's uninvested cash balance is used to purchase shares of affiliated or non-affiliated money market funds or cash management pooled investment vehicles at the end of each day.

Diversification is a classification given to a fund under the Investment Company Act of 1940, as amended (the “1940 Act”). Portfolios are classified as either “diversified” or “nondiversified.” To be classified as “diversified” under the 1940 Act, a portfolio may not, with respect to 75% of its total assets, invest more than 5% of its total assets in any issuer and may not own more than 10% of the outstanding voting securities of an issuer. A portfolio that is classified as “nondiversified” under the 1940 Act, on the other hand, has the flexibility to take larger positions in a smaller number of issuers than a portfolio that is classified as “diversified.” However, because the appreciation or depreciation of a single security may have a greater impact on the net asset value of a portfolio which is classified as nondiversified, its share price can be expected to fluctuate more than a comparable portfolio which is classified as diversified.

Industry concentration for purposes under the 1940 Act is the investment of 25% or more of a Portfolio’s total assets in an industry or group of industries.

Leverage is investment exposure which exceeds the initial amount invested. Leverage occurs when a Portfolio increases its assets available for investment using reverse repurchase agreements or other similar transactions. In addition, other investment techniques, such as short sales and certain derivative transactions, can create a leveraging effect. Engaging in transactions using leverage or those having a leveraging effect subjects a Portfolio to certain risks. Leverage can magnify the effect of any gains or losses, causing a Portfolio to be more volatile than if it had not been leveraged. Certain commodity-linked derivative investments may subject a Portfolio to leveraged market exposure to commodities. In addition, a Portfolio’s assets that are used as collateral to secure short sale transactions may decrease in value while the short positions are outstanding, which may force the Portfolio to use its other assets to increase collateral. There is no assurance that a leveraging strategy will be successful.

Market capitalization is the most commonly used measure of the size and value of a company. It is computed by multiplying the current market price of a share of the company’s stock by the total number of its shares outstanding. Market capitalization is an important investment criterion for certain portfolios, while others do not emphasize investments in companies of any particular size.

Repurchase agreements involve the purchase of a security by a Portfolio and a simultaneous agreement by the seller (generally a bank or dealer) to repurchase the security from the Portfolio at a specified date or upon demand. This technique offers a method of earning income on idle cash. These securities involve the risk that the seller will fail to repurchase the security, as agreed. In that case, a Portfolio will bear the risk of market value fluctuations until the security can be sold and may encounter delays and incur costs in liquidating the security.

Reverse repurchase agreements involve the sale of a security by a Portfolio to another party (generally a bank or dealer) in return for cash and an agreement by the Portfolio to buy the security back at a specified price and time. This technique will be used primarily to provide cash to satisfy unusually high redemption requests, or for other temporary or emergency purposes.

Short sales in which a Portfolio may engage may be either “short sales against the box” or other short sales. Short sales against the box involve selling short a security that a Portfolio owns, or a Portfolio has the right to obtain the amount of the security sold short at a specified date in the future. A Portfolio may also enter into a short sale to hedge against anticipated declines in the market price of a security or to reduce portfolio volatility. If the value of a security sold short increases prior to the scheduled delivery date, the Portfolio loses the opportunity to participate in the gain. For short sales, the Portfolio will incur a loss if the value of a security increases during this period because it will be paying more for the security than it has received from the purchaser in the short sale. If the price declines during this period, a Portfolio will realize a short-term capital gain. Although a Portfolio’s potential for gain as a result of a short sale is limited to the price at which it sold the security short less the cost of borrowing the security, its potential for loss is theoretically unlimited because there is no limit to the cost of replacing the borrowed security.

When-issued, delayed delivery, and forward commitment transactions generally involve the purchase of a security with payment and delivery at some time in the future – i.e., beyond normal settlement. A Portfolio does not earn interest on such securities until settlement and bears the risk of market value fluctuations in between the purchase and settlement dates. New issues of stocks and bonds, private placements, and U.S. Government securities may be sold in this manner.

This page intentionally left blank.

You can make inquiries and request other information, including a Statement of Additional Information, annual report, or semiannual report (as they become available), free of charge, by contacting your insurance company or plan sponsor, or by contacting a Janus Henderson representative at 1-877-335-2687. The Portfolio's Statement of Additional Information and most recent annual and semiannual reports are also available, free of charge, at janushenderson.com/VIT. Additional information about the Portfolio's investments is available in the Portfolio's annual and semiannual reports. In the Portfolio's annual and semiannual reports, you will find a discussion of the market conditions and investment strategies that significantly affected the Portfolio's performance during its last fiscal period. Other information is also available from financial intermediaries that sell Shares of the Portfolio.

The Statement of Additional Information provides detailed information about the Portfolio and is incorporated into this Prospectus by reference. Reports and other information about the Portfolio are available on the Electronic Data Gathering Analysis and Retrieval (EDGAR) Database on the SEC's website at <http://www.sec.gov>. You may obtain copies of this information, after paying a duplicating fee, by electronic request at the following e-mail address: publicinfo@sec.gov.

Janus Henderson — INVESTORS —

janushenderson.com/VIT

151 Detroit Street
Denver, CO 80206-4805
1-877-335-2687

Janus Henderson Global Research Portfolio

Institutional Shares
Ticker
JAWGX

Janus Aspen Series

Prospectus

The Securities and Exchange Commission has not approved or disapproved of these securities or passed on the accuracy or adequacy of this Prospectus. Any representation to the contrary is a criminal offense.

Beginning on January 1, 2021, as permitted by regulations adopted by the Securities and Exchange Commission, the insurance company that offers your variable life insurance contract or variable annuity contract, may determine that it will no longer send you paper copies of the Portfolio's shareholder reports, unless you specifically request paper copies of the reports. Beginning on January 1, 2021, for shareholders who are not insurance contract holders, paper copies of the Portfolio's shareholder reports will no longer be sent by mail unless you specifically request paper copies of the reports. Instead, the reports will be made available on a website, and your insurance company or plan sponsor, broker-dealer, or financial intermediary will notify you by mail each time a report is posted and provide you with a website link to access the report. Instructions for requesting paper copies will be provided by your insurance company or plan sponsor, broker-dealer, or financial intermediary.

If you already elected to receive shareholder reports electronically, you will not be affected by this change and you need not take any action. You may elect to receive shareholder reports and other communications from the Portfolio electronically by contacting your insurance company or plan sponsor, broker-dealer, or other financial intermediary.

You may elect to receive all future reports in paper free of charge by contacting your insurance company or plan sponsor, broker-dealer or other financial intermediary. Your election to receive reports in paper will apply to all funds held in your account with your insurance company or plan sponsor, broker-dealer or other financial intermediary.

This Prospectus describes Janus Henderson Global Research Portfolio (the “Portfolio”), a series of Janus Aspen Series (the “Trust”). Janus Capital Management LLC (“Janus Capital”) serves as investment adviser to the Portfolio. The Portfolio currently offers two classes of shares. The Institutional Shares (the “Shares”) are offered by this Prospectus in connection with investment in and payments under variable annuity contracts and variable life insurance contracts (collectively, “variable insurance contracts”), as well as certain qualified retirement plans.

This Prospectus contains information that a prospective purchaser of a variable insurance contract or plan participant should consider in conjunction with the accompanying separate account prospectus of the specific insurance company product before allocating purchase payments or premiums to the Portfolio. Each variable insurance contract involves fees and expenses that are not described in this Prospectus. Refer to the accompanying contract prospectus for information regarding contract fees and expenses and any restrictions on purchases or allocations.

TABLE OF CONTENTS

PORTFOLIO SUMMARY	
Janus Henderson Global Research Portfolio	2
ADDITIONAL INFORMATION ABOUT THE PORTFOLIO	
Fees and expenses	7
Additional investment strategies and general portfolio policies	7
Risks of the Portfolio	11
MANAGEMENT OF THE PORTFOLIO	
Investment adviser	17
Management expenses	17
Investment personnel	19
OTHER INFORMATION	20
DISTRIBUTIONS AND TAXES	21
SHAREHOLDER'S GUIDE	
Pricing of portfolio shares	22
Administrative fees	23
Payments to financial intermediaries by Janus Capital or its affiliates	23
Purchases	24
Redemptions	25
Excessive trading	25
Shareholder communications	28
FINANCIAL HIGHLIGHTS	29
GLOSSARY OF INVESTMENT TERMS	30

PORTFOLIO SUMMARY

Janus Henderson Global Research Portfolio

Ticker: JAWGX Institutional Shares

INVESTMENT OBJECTIVE

Janus Henderson Global Research Portfolio (“Global Research Portfolio”) seeks long-term growth of capital.

FEES AND EXPENSES OF THE PORTFOLIO

This table describes the fees and expenses that you may pay if you buy and hold Shares of the Portfolio. **Owners of variable insurance contracts that invest in the Shares should refer to the variable insurance contract prospectus for a description of fees and expenses, as the following table and examples do not reflect deductions at the separate account level or contract level for any charges that may be incurred under a contract. Inclusion of these charges would increase the fees and expenses described below.**

ANNUAL FUND OPERATING EXPENSES

(expenses that you pay each year as a percentage of the value of your investment)

Management Fees (may adjust up or down)	0.51%
Other Expenses	0.09%
Total Annual Fund Operating Expenses	0.60%

EXAMPLE:

The Example is intended to help you compare the cost of investing in the Portfolio with the cost of investing in other mutual funds. The Example assumes that you invest \$10,000 in the Portfolio for the time periods indicated, reinvest all dividends and distributions, and then redeem all of your Shares at the end of each period. The Example also assumes that your investment has a 5% return each year and that the Portfolio’s operating expenses remain the same. Although your actual costs may be higher or lower, based on these assumptions your costs would be:

	1 Year	3 Years	5 Years	10 Years
Institutional Shares	\$ 61	\$ 192	\$ 335	\$ 750

Portfolio Turnover: The Portfolio pays transaction costs, such as commissions, when it buys and sells securities (or “turns over” its portfolio). A higher portfolio turnover rate may indicate higher transaction costs. These costs, which are not reflected in annual fund operating expenses or in the Example, affect the Portfolio’s performance. During the most recent fiscal year, the Portfolio’s turnover rate was 36% of the average value of its portfolio.

PRINCIPAL INVESTMENT STRATEGIES

The Portfolio pursues its investment objective by investing primarily in common stocks selected for their growth potential. The Portfolio may invest in companies of any size located anywhere in the world, from larger, well-established companies to smaller, emerging growth companies. The Portfolio typically invests at least 40% of its net assets in securities of issuers or companies that are economically tied to different countries throughout the world, excluding the United States. The Portfolio may have significant exposure to emerging markets. Because the Portfolio’s investments in foreign securities are partially based on the composition of the Portfolio’s benchmark index, the MSCI World IndexSM, the Portfolio’s exposure to foreign markets may fluctuate in connection with variations in the foreign exposure of the benchmark index. The Portfolio may also invest in foreign equity securities.

Janus Capital’s equity research analysts, overseen by the Portfolio Oversight Team led by Janus Capital’s Director of Research Carmel Wellso (the “Research Team”), select investments for the Portfolio that represent the Research Team’s high-conviction investment ideas in all market capitalizations, styles, and geographies. The Research Team, comprised of sector specialists, conducts fundamental analysis with a focus on “bottom up” research, quantitative modeling, and valuation analysis. Using this research process, analysts rate their stocks based upon attractiveness. Stocks considered to be attractive may have all or some of the following characteristics: 1) good and preferably growing free cash flow, 2) strong and defensible market position,

3) healthy risk/return profile, 4) exemplary governance, and 5) attractive valuation. Analysts bring their high-conviction ideas to their respective sector teams. Sector teams compare the appreciation and risk potential of each of the team's high-conviction ideas and construct a sector portfolio that is intended to maximize the best risk-reward opportunities.

Positions may be sold when, among other things, there is no longer high conviction in the return potential of the investment or if the risk characteristics have caused a re-evaluation of the opportunity. This may occur if the stock has appreciated and reflects the anticipated value, if another company represents a better risk-reward opportunity, or if the investment's fundamental characteristics deteriorate. Securities may also be sold from the portfolio to rebalance sector weightings.

Ms. Wellso oversees the investment process and is responsible for the day-to-day management of the Portfolio. It is expected that the Portfolio will be broadly diversified among a variety of industry sectors. The Portfolio intends to be fully invested under normal circumstances. However, under unusual circumstances, if the Research Team does not have high conviction in enough investment opportunities, the Portfolio's uninvested assets may be held in cash or similar instruments.

The Portfolio may also invest its assets in derivatives, which are instruments that have a value derived from, or directly linked to, an underlying asset, such as equity securities, fixed-income securities, commodities, currencies, interest rates, or market indices. The types of derivatives in which the Portfolio may invest include options, forward currency contracts, and swaps. The Portfolio may use derivatives to manage the Portfolio's equity exposure, to offset risks associated with an investment, currency exposure, or market conditions, to hedge currency exposure relative to the Portfolio's benchmark index, and to gain access to markets where direct investment may be restricted or unavailable. The Portfolio may also hold derivatives, such as warrants, in connection with corporate actions.

The Portfolio may lend portfolio securities on a short-term or long-term basis, in an amount equal to up to one-third of its total assets as determined at the time of the loan origination.

PRINCIPAL INVESTMENT RISKS

The biggest risk is that the Portfolio's returns will vary, and you could lose money. The Portfolio is designed for long-term investors seeking an equity portfolio, including common stocks. Common stocks tend to be more volatile than many other investment choices.

Foreign Exposure Risk. The Portfolio normally has significant exposure to foreign markets as a result of its investments in foreign securities, including investments in emerging markets, which can be more volatile than the U.S. markets. As a result, its returns and net asset value may be affected to a large degree by fluctuations in currency exchange rates or political or economic conditions in a particular country. In some foreign markets, there may not be protection against failure by other parties to complete transactions. It may not be possible for the Portfolio to repatriate capital, dividends, interest, and other income from a particular country or governmental entity. In addition, a market swing in one or more countries or regions where the Portfolio has invested a significant amount of its assets may have a greater effect on the Portfolio's performance than it would in a more geographically diversified portfolio. The Portfolio's investments in emerging market countries may involve risks greater than, or in addition to, the risks of investing in more developed countries.

Emerging Markets Risk. The risks of foreign investing are heightened when investing in emerging markets. Emerging markets securities involve a number of additional risks, which may result from less government supervision and regulation of business and industry practices (including the potential lack of strict finance and accounting controls and standards), stock exchanges, brokers, and listed companies, making these investments potentially more volatile in price and less liquid than investments in developed securities markets, resulting in greater risk to investors. There is a risk in developing countries that a future economic or political crisis could lead to price controls, forced mergers of companies, expropriation or confiscatory taxation, imposition or enforcement of foreign ownership limits, seizure, nationalization, sanctions or imposition of restrictions by various governmental entities on investment and trading, or creation of government monopolies, any of which may have a detrimental effect on the Portfolio's investments. In addition, the Portfolio's investments may be denominated in foreign currencies and therefore, changes in the value of a country's currency compared to the U.S. dollar may affect the value of the Portfolio's investments. To the extent that the Portfolio invests a significant portion of its assets in the securities of emerging markets issuers in or companies of a single country or region, it is more likely to be impacted by events or conditions affecting that country or region, which could have a negative impact on the Portfolio's performance. Some of the risks of investing directly in foreign and emerging market securities may be reduced when the Portfolio invests indirectly in foreign securities through various other investment vehicles including derivatives, which also involve other risks. As of

December 31, 2018, approximately 6.2% of the Portfolio's investments were in emerging markets (i.e., countries included in the MSCI Emerging Markets IndexSM).

Market Risk. The value of the Portfolio's holdings may decrease if the value of an individual company or security, or multiple companies or securities, in the Portfolio decreases or if the investment personnel's belief about a company's intrinsic worth is incorrect. Further, regardless of how well individual companies or securities perform, the value of the Portfolio's holdings could also decrease if there are deteriorating economic or market conditions. It is important to understand that the value of your investment may fall, sometimes sharply, in response to changes in the market, and you could lose money. Market risk may affect a single issuer, industry, economic sector, or the market as a whole.

Growth Securities Risk. The Portfolio invests in companies that the investment personnel believe have growth potential. Securities of companies perceived to be "growth" companies may be more volatile than other stocks and may involve special risks. If the investment personnel's perception of a company's growth potential is not realized, the securities purchased may not perform as expected, reducing the Portfolio's returns. In addition, because different types of stocks tend to shift in and out of favor depending on market and economic conditions, "growth" stocks may perform differently from the market as a whole and other types of securities.

Derivatives Risk. Derivatives can be highly volatile and involve risks in addition to the risks of the underlying referenced securities or asset. Gains or losses from a derivative investment can be substantially greater than the derivative's original cost, and can therefore involve leverage. Leverage may cause the Portfolio to be more volatile than if it had not used leverage. Derivatives can be less liquid than other types of investments and entail the risk that the counterparty will default on its payment obligations. The Portfolio may use derivatives for hedging purposes. Hedging with derivatives may increase expenses, and there is no guarantee that a hedging strategy will work. While hedging can reduce or eliminate losses, it can also reduce or eliminate gains or cause losses if the market moves in a manner different from that anticipated by the investment personnel or if the cost of the derivative outweighs the benefit of the hedge.

Mid-Sized Companies Risk. The Portfolio's investments in securities issued by mid-sized companies may involve greater risks than are customarily associated with larger, more established companies. Securities issued by mid-sized companies tend to be more volatile than securities issued by larger or more established companies and may underperform as compared to the securities of larger or more established companies.

Securities Lending Risk. The Portfolio may seek to earn additional income through lending its securities to certain qualified broker-dealers and institutions. There is the risk that when portfolio securities are lent, the securities may not be returned on a timely basis, and the Portfolio may experience delays and costs in recovering the security or gaining access to the collateral provided to the Portfolio to collateralize the loan. If the Portfolio is unable to recover a security on loan, the Portfolio may use the collateral to purchase replacement securities in the market. There is a risk that the value of the collateral could decrease below the cost of the replacement security by the time the replacement investment is made, resulting in a loss to the Portfolio.

Management Risk. The Portfolio is an actively managed investment portfolio and is therefore subject to the risk that the investment strategies employed for the Portfolio may fail to produce the intended results. The Portfolio may underperform its benchmark index or other mutual funds with similar investment objectives.

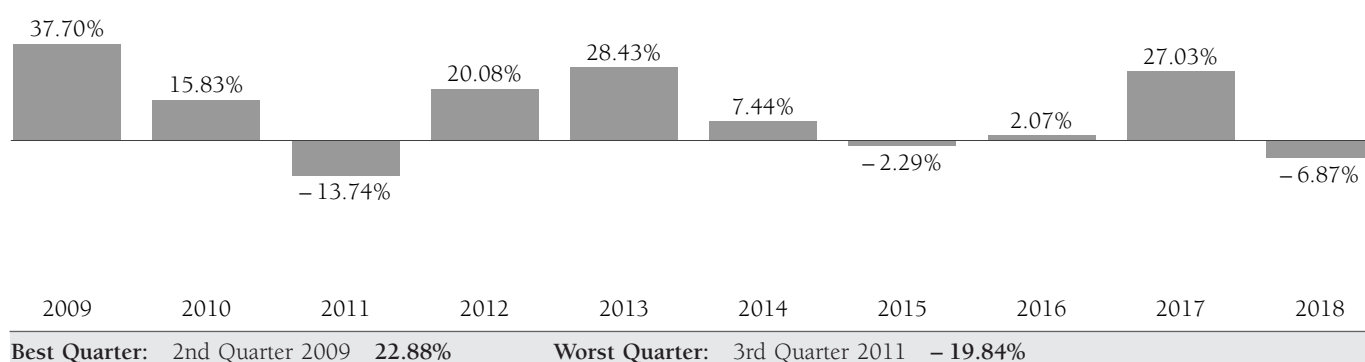
An investment in the Portfolio is not a bank deposit and is not insured or guaranteed by the Federal Deposit Insurance Corporation or any other government agency.

PERFORMANCE INFORMATION

The following information provides some indication of the risks of investing in the Portfolio by showing how the Portfolio's performance has varied over time. The bar chart depicts the change in performance from year to year during the periods indicated, but does not include charges or expenses attributable to any insurance product, which would lower the performance illustrated. The Portfolio does not impose any sales or other charges that would affect total return computations. Total return figures include the effect of the Portfolio's expenses. The table compares the average annual returns for the Institutional Shares of the Portfolio for the periods indicated to broad-based securities market indices. All figures assume reinvestment of dividends and distributions. For certain periods, the Portfolio's performance reflects the effect of expense waivers. Without the effect of these expense waivers, the performance shown would have been lower.

The Portfolio's past performance does not necessarily indicate how it will perform in the future. Updated performance information is available at janushenderson.com/VITperformance or by calling 1-877-335-2687.

Annual Total Returns for Institutional Shares (calendar year-end)



Average Annual Total Returns (periods ended 12/31/18)

	1 Year	5 Years	10 Years	Since Inception (9/13/93)
Global Research Portfolio				
Institutional Shares	-6.87%	4.86%	10.40%	7.78%
MSCI World Index SM (reflects no deduction for fees, expenses, or taxes, except foreign withholding taxes)	-8.71%	4.56%	9.67%	6.50%
MSCI All Country World Index SM (reflects no deduction for fees, expenses, or taxes, except foreign withholding taxes)	-9.42%	4.26%	9.46%	N/A

The Portfolio's primary benchmark index is the MSCI World IndexSM. The Portfolio also compares its performance to the MSCI All Country World IndexSM. The MSCI World IndexSM is used to calculate the Portfolio's performance fee adjustment. The indices are described below.

- The MSCI World IndexSM is a free float-adjusted market capitalization-weighted index that is designed to measure the equity market performance of developed market countries in North America, Europe, and the Asia/Pacific Region. The index includes reinvestment of dividends, net of foreign withholding taxes.
- The MSCI All Country World IndexSM is an unmanaged, free float-adjusted, market capitalization-weighted index composed of stocks of companies located in countries throughout the world. It is designed to measure equity market performance in global developed and emerging markets. The index includes reinvestment of dividends, net of foreign withholding taxes.

MANAGEMENT

Investment Adviser: Janus Capital Management LLC

Portfolio Management: **Carmel Wellso**, Janus Capital's Director of Research and Executive Vice President of the Portfolio, provides general oversight of the Research Team and has done so since December 2014.

PURCHASE AND SALE OF PORTFOLIO SHARES

Purchases of Shares may be made only by the separate accounts of insurance companies for the purpose of funding variable insurance contracts or by certain qualified retirement plans. Redemptions, like purchases, may be effected only through the separate accounts of participating insurance companies or through qualified retirement plans. Requests are duly processed at the NAV next calculated after your order is received in good order by the Portfolio or its agents. Refer to the appropriate separate account prospectus or plan documents for details.

TAX INFORMATION

Because Shares of the Portfolio may be purchased only through variable insurance contracts and certain qualified retirement plans, it is anticipated that any income dividends or net capital gains distributions made by the Portfolio will be exempt from current federal income taxation if left to accumulate within the variable insurance contract or qualified retirement plan. The federal income tax status of your investment depends on the features of your qualified retirement plan or variable insurance contract.

PAYMENTS TO INSURERS, BROKER-DEALERS, AND OTHER FINANCIAL INTERMEDIARIES

Portfolio shares are generally available only through an insurer's variable contracts, or through certain employer or other retirement plans (Retirement Products). Retirement Products are generally purchased through a broker-dealer or other financial intermediary. The Portfolio or its distributor (and/or their related companies) may make payments to the insurer and/or its related companies for distribution and/or other services; some of the payments may go to broker-dealers and other financial intermediaries. These payments may create a conflict of interest for an intermediary, or be a factor in the insurer's decision to include the Portfolio as an underlying investment option in a variable contract. Ask your financial advisor, visit your intermediary's website, or consult your insurance contract prospectus for more information.

ADDITIONAL INFORMATION ABOUT THE PORTFOLIO

FEES AND EXPENSES

Please refer to the following important information when reviewing the “Fees and Expenses of the Portfolio” table in the Portfolio Summary of the Prospectus. The fees and expenses shown were determined based on average net assets as of the fiscal year ended December 31, 2018.

- “Annual Fund Operating Expenses” are paid out of the Portfolio’s assets and include fees for portfolio management and administrative services, including recordkeeping, subaccounting, and other shareholder services. You do not pay these fees directly but, as the Example in the Portfolio Summary shows, these costs are borne indirectly by all shareholders.
- The “Management Fee” is the investment advisory fee rate paid by the Portfolio to Janus Capital. Global Research Portfolio pays an investment advisory fee rate that adjusts up or down by a variable rate of up to 0.15% (assuming constant assets) on a monthly basis based upon the Portfolio’s performance relative to its benchmark index during a measurement period. This base fee rate, prior to any performance adjustment, is 0.60%. Refer to “Management Expenses” in this Prospectus for additional information with further description in the Statement of Additional Information (“SAI”).
- “Other Expenses”
 - include an administrative services fee of 0.05% of the average daily net assets to compensate insurance companies or other financial intermediaries for services provided to contract owners and plan participants.
 - include acquired fund fees and expenses, which are indirect expenses the Portfolio may incur as a result of investing in shares of an underlying fund. “Acquired Fund” refers to any underlying fund (including, but not limited to, exchange-traded funds) in which a portfolio invests or has invested during the period. To the extent that the Portfolio invests in Acquired Funds, the Portfolio’s “Total Annual Fund Operating Expenses” may not correlate to the “Ratio of gross expenses to average net assets” presented in the Financial Highlights table because that ratio includes only the direct operating expenses incurred by the Portfolio, not the indirect costs of investing in Acquired Funds. Such amounts are less than 0.01%.
 - may include reimbursement to Janus Services LLC (“Janus Services”), the Portfolio’s transfer agent, of its out-of-pocket costs for serving as transfer agent and providing servicing to shareholders, including servicing provided by third parties.
- All expenses in the Portfolio’s “Fees and Expenses of the Portfolio” table are shown without the effect of expense offset arrangements. Pursuant to such arrangements, credits realized as a result of uninvested cash balances are used to reduce custodian and transfer agent expenses.

ADDITIONAL INVESTMENT STRATEGIES AND GENERAL PORTFOLIO POLICIES

The Portfolio’s Board of Trustees (“Trustees”) may change the Portfolio’s investment objective or non-fundamental principal investment strategies without a shareholder vote. The Portfolio will notify you in writing at least 60 days before making any such change it considers material. If there is a material change to the Portfolio’s investment objective or principal investment strategies, you should consider whether the Portfolio remains an appropriate investment for you. There is no guarantee that the Portfolio will achieve its investment objective.

Unless otherwise stated, the following section provides additional information about the investment strategies and general policies that are summarized in the Portfolio Summary section, including the types of securities the Portfolio may invest in when pursuing its investment objective. This section also describes investment strategies and policies that the Portfolio may use to a lesser extent. These non-principal investment strategies and policies may become more important in the future since the Portfolio’s composition can change over time. Except for the Portfolio’s policies with respect to illiquid investments and borrowing, the percentage limitations included in these policies and elsewhere in this Prospectus and/or the SAI normally apply only at the time of purchase of a security. So, for example, if the Portfolio exceeds a limit as a result of market fluctuations or the sale of other securities, it will not be required to dispose of any securities. The “Glossary of Investment Terms” includes descriptions of investment terms used throughout the Prospectus.

Security Selection

Janus Capital’s equity research analysts, overseen by the Portfolio Oversight Team led by Janus Capital’s Director of Research Carmel Wellso (the “Research Team”), select investments for the Portfolio that reflect the Research Team’s high-conviction investment ideas in all market capitalizations, styles, and geographies. The Research Team, comprised of sector specialists, conducts fundamental analysis with a focus on “bottom up” research, quantitative modeling, and valuation analysis, and rate their stocks based upon attractiveness. Stocks considered to be attractive may have all or some of the following

characteristics: 1) good and preferably growing free cash flow, 2) strong and defensible market position, 3) healthy risk/return profile, 4) exemplary governance, and 5) attractive valuation. Analysts bring their high-conviction ideas to their respective sector teams. Sector teams compare the appreciation and risk potential of each of the team's high-conviction ideas and construct a sector portfolio that is intended to maximize the best risk-reward opportunities.

Cash Position

The Portfolio may not always stay fully invested. For example, when the investment personnel believe that market conditions are unfavorable for investing, or when they are otherwise unable to locate attractive investment opportunities, the Portfolio's cash or similar investments may increase. In other words, cash or similar investments generally are a residual – they represent the assets that remain after the Portfolio has committed available assets to desirable investment opportunities. When the Portfolio's investments in cash or similar investments increase, it may not participate in market advances or declines to the same extent that it would if the Portfolio remained more fully invested. To the extent the Portfolio invests its uninvested cash through a sweep program (meaning its uninvested cash is pooled with uninvested cash of other funds and invested in certain securities such as repurchase agreements), it is subject to the risks of the account or fund into which it is investing, including liquidity issues that may delay the Portfolio from accessing its cash.

In addition, the Portfolio may temporarily increase its cash position under certain unusual circumstances, such as to protect its assets or maintain liquidity in certain circumstances to meet unusually large redemptions. The Portfolio's cash position may also increase temporarily due to unusually large cash inflows. Under unusual circumstances such as these, the Portfolio may invest up to 100% of its assets in cash or similar investments. In this case, the Portfolio may take positions that are inconsistent with its investment policies. As a result, the Portfolio may not achieve its investment objective.

Emerging Markets

The Portfolio may invest in securities of issuers or companies from or with exposure to one or more “developing countries” or “emerging market countries.” Such countries include, but are not limited to, countries included in the MSCI Emerging Markets IndexSM.

High-Yield/High-Risk Bonds

A high-yield/high-risk bond (also known as a “junk” bond) is a bond rated below investment grade by major rating agencies (i.e., BB+ or lower by Standard & Poor's Ratings Services (“Standard & Poor's”) and Fitch, Inc. (“Fitch”), or Ba or lower by Moody's Investors Service, Inc. (“Moody's”)) or is an unrated bond of similar quality. It presents greater risk of default (the failure to make timely interest and principal payments) than higher quality bonds. To the extent the Portfolio invests in high-yield/high-risk bonds, under normal circumstances, the Portfolio will limit its investments in high-yield/high-risk bonds to 35% or less of its net assets.

Illiquid Investments

The Portfolio will not acquire any illiquid investment if, immediately after the acquisition, the Portfolio would have invested more than 15% of its net assets in illiquid investments. An illiquid investment is any investment that the Portfolio reasonably expects cannot be sold or disposed of in current market conditions in seven calendar days or less without the sale or disposition significantly changing the market value of the investment. For example, some securities are not registered under U.S. securities laws and may be subject to limitations on resale (these are known as “restricted securities”).

Initial Public Offerings

The Portfolio may purchase shares issued as part of, or a short period after, a company's initial public offering (“IPO”), and may at times dispose of those shares shortly after their acquisition. An IPO is the first sale of stock by a private company to the public. IPOs are often issued by smaller, younger companies seeking the capital to expand, but can also be done by large privately-owned companies looking to become publicly traded.

Leverage

Certain of the Portfolio's investments, including derivatives and short sale transactions, involve the use of leverage. Leverage is investment exposure which exceeds the initial amount invested. Leverage occurs when the Portfolio increases its assets available for investment using reverse repurchase agreements or other similar transactions. In addition, other investment techniques, such as short sales and certain derivative transactions, can create a leveraging effect.

Portfolio Turnover

In general, the Portfolio intends to purchase securities for long-term investment, although, to a limited extent, the Portfolio may purchase securities in anticipation of relatively short-term gains. Short-term transactions may also result from liquidity

needs, securities having reached a price or yield objective, changes in interest rates or the credit standing of an issuer, or by reason of economic or other developments not foreseen at the time of the initial investment decision. The Portfolio may also sell one security and simultaneously purchase the same or a comparable security to take advantage of short-term differentials in bond yields or securities prices. Portfolio turnover is affected by market conditions, changes in the size of the Portfolio (including due to shareholder purchases and redemptions), the nature of the Portfolio's investments, and the investment style of the investment personnel. Changes are normally made in the Portfolio's holdings whenever the investment personnel believe such changes are desirable. Portfolio turnover rates are generally not a factor in making buy and sell decisions for the Portfolio.

Increased portfolio turnover may result in higher costs for brokerage commissions, dealer mark-ups, and other transaction costs. Higher costs associated with increased portfolio turnover also may have a negative effect on the Portfolio's performance. The "Financial Highlights" section of this Prospectus shows the Portfolio's historical turnover rates.

Real Estate-Related Securities

The Portfolio may invest in equity and debt securities of real estate-related companies. Such companies may include those in the real estate industry or real estate-related industries. These securities may include common stocks, preferred stocks, and other securities, including, but not limited to, mortgage-backed securities, real estate-backed securities, securities of real estate investment trusts ("REITs") and similar REIT-like entities. A REIT is a trust that invests in real estate-related projects, such as properties, mortgage loans, and construction loans. REITs are generally categorized as equity, mortgage, or hybrid REITs. A REIT may be listed on an exchange or traded over-the-counter.

Securities Lending

The Portfolio may seek to earn additional income through lending its securities to certain qualified broker-dealers and institutions on a short-term or long-term basis. The Portfolio may lend portfolio securities on a short-term or long-term basis, in an amount equal to up to one-third of its total assets as determined at the time of the loan origination. When the Portfolio lends its securities, it receives collateral (including cash collateral), at least equal to the value of securities loaned. The Portfolio may earn income by investing this collateral in one or more affiliated or non-affiliated cash management vehicles. It is also possible that, due to a decline in the value of a cash management vehicle in which collateral is invested, the Portfolio may lose money. There is also the risk that when portfolio securities are lent, the securities may not be returned on a timely basis, and the Portfolio may experience delays and costs in recovering the security or gaining access to the collateral provided to the Portfolio to collateralize the loan. If the Portfolio is unable to recover a security on loan, the Portfolio may use the collateral to purchase replacement securities in the market. There is a risk that the value of the collateral could decrease below the cost of the replacement security by the time the replacement investment is made, resulting in a loss to the Portfolio. Janus Capital intends to manage the cash collateral in an affiliated cash management vehicle and will receive an investment advisory fee for managing such assets.

Short Sales

Certain portfolios may engage in short sales. In general, no more than 10% of a portfolio's net assets may be invested in short positions (through short sales of stocks, structured products, futures, swaps, and uncovered written calls). A portfolio may engage in short sales "against the box" and options for hedging purposes that are not subject to this 10% limit. A short sale is generally a transaction in which a portfolio sells a security it does not own or have the right to acquire (or that it owns but does not wish to deliver) in anticipation that the market price of that security will decline. To complete the transaction, the portfolio must borrow the security to make delivery to the buyer. The portfolio is then obligated to replace the security borrowed by purchasing the security at the market price at the time of replacement. A short sale is subject to the risk that if the price of the security sold short increases in value, the portfolio will incur a loss because it will have to replace the security sold short by purchasing it at a higher price. In addition, the portfolio may not always be able to close out a short position at a particular time or at an acceptable price. A lender may request, or market conditions may dictate, that the securities sold short be returned to the lender on short notice, and the portfolio may have to buy the securities sold short at an unfavorable price. If this occurs at a time that other short sellers of the same security also want to close out their positions, it is more likely that the portfolio will have to cover its short sale at an unfavorable price and potentially reduce or eliminate any gain, or cause a loss, as a result of the short sale. Because there is no upper limit to the price a borrowed security may reach prior to closing a short position, a portfolio's losses are potentially unlimited in a short sale transaction. A portfolio's gains and losses will also be decreased or increased, as the case may be, by the amount of any dividends, interest, or expenses, including transaction costs and borrowing fees, the portfolio may be required to pay in connection with a short

sale. Such payments may result in the portfolio having higher expenses than a portfolio that does not engage in short sales and may negatively affect the portfolio's performance.

A portfolio may also enter into short positions through derivative instruments such as options contracts, futures contracts, and swap agreements which may expose the portfolio to similar risks. To the extent that the portfolio enters into short derivative positions, the portfolio may be exposed to risks similar to those associated with short sales, including the risk that the portfolio's losses are theoretically unlimited. Short sales and short derivatives positions have a leveraging effect on a portfolio, which may increase the portfolio's volatility.

Special Situations

The Portfolio may invest in companies that demonstrate special situations or turnarounds, meaning companies that have experienced significant business problems but are believed to have favorable prospects for recovery. For example, a special situation or turnaround may arise when, in the opinion of the investment personnel, the securities of a particular issuer will be recognized as undervalued by the market and appreciate in value due to a specific development with respect to that issuer. Special situations may include significant changes in a company's allocation of its existing capital, a restructuring of assets, or a redirection of free cash flow. For example, issuers undergoing significant capital changes may include companies involved in spin-offs, sales of divisions, mergers or acquisitions, companies involved in bankruptcy proceedings, or companies initiating large changes in their debt to equity ratio. Companies that are redirecting cash flows may be reducing debt, repurchasing shares, or paying dividends. Special situations may also result from: (i) significant changes in industry structure through regulatory developments or shifts in competition; (ii) a new or improved product, service, operation, or technological advance; (iii) changes in senior management or other extraordinary corporate event; (iv) differences in market supply of and demand for the security; or (v) significant changes in cost structure. Investments in "special situations" companies can present greater risks than investments in companies not experiencing special situations, and the Portfolio's performance could be adversely impacted if the securities selected decline in value or fail to appreciate in value.

Swap Agreements

Certain portfolios may utilize swap agreements including, but not limited to, credit default swaps, equity swaps, inflation index swaps, interest rate and currency swaps, total return swaps (including fixed-income total return swaps), and swaps on exchange-traded funds, as a means to gain exposure to certain companies or countries, and/or to "hedge" or protect their holdings from adverse movements in securities prices, the rate of inflation, or interest rates. Swaps may also be used for capital appreciation. Swap agreements are two-party contracts to exchange one set of cash flows for another. Swap agreements entail the risk that a party will default on its payment obligations to a portfolio. If the other party to a swap defaults, the portfolio would risk the loss of the net amount of the payments that it contractually is entitled to receive. If a portfolio utilizes a swap at the wrong time or judges market conditions incorrectly, the swap may result in a loss to the portfolio and reduce the portfolio's total return. Various types of swaps such as credit default, equity, interest rate, and total return are described in the "Glossary of Investment Terms."

Other Types of Investments

Unless otherwise stated within its specific investment policies, the Portfolio may also invest in other types of domestic and foreign securities and use other investment strategies, as described in the "Glossary of Investment Terms." These securities and strategies are not intended to be principal investment strategies of the Portfolio. If successful, they may benefit the Portfolio by earning a return on the Portfolio's assets or reducing risk; however, they may not achieve the Portfolio's investment objective. These securities and strategies may include:

- debt securities (such as bonds, notes, and debentures)
- other investment companies (such as exchange-traded funds)
- preferred stocks and securities convertible into common stocks or preferred stocks
- indexed/structured securities (such as commercial and residential mortgage- and asset-backed securities)
- various derivative transactions including, but not limited to, options, futures on U.S. and foreign exchanges, forwards, swap agreements, participatory notes, structured notes, and other types of derivatives individually or in combination for hedging purposes or for nonhedging purposes such as seeking to earn income and enhance return, to protect unrealized gains, or to avoid realizing losses; such techniques may also be used to adjust currency exposure relative to a benchmark index, to gain exposure to the market pending investment of cash balances, or to meet liquidity needs

- securities purchased on a when-issued, delayed delivery, or forward commitment basis
- equity and fixed-income securities issued in private placement transactions

RISKS OF THE PORTFOLIO

The value of your investment will vary over time, sometimes significantly, and you may lose money by investing in the Portfolio. To varying degrees, the Portfolio may invest in stocks, fixed-income securities, money market instruments or cash/cash equivalents, and derivatives. The following information is intended to help you better understand some of the risks of investing in the Portfolio, including those risks that are summarized in the Portfolio Summary section. This information also includes descriptions of other risks the Portfolio may be subject to as a result of additional investment strategies and general policies that may apply to the Portfolio. The impact of the following risks on the Portfolio may vary depending on the Portfolio's investments. The greater the Portfolio's investment in a particular security, the greater the Portfolio's exposure to the risks associated with that security. Before investing in the Portfolio, you should consider carefully the risks that you assume when investing in the Portfolio.

Counterparty Risk. Portfolio transactions involving a counterparty are subject to the risk that the counterparty or a third party will not fulfill its obligation to the Portfolio ("counterparty risk"). Counterparty risk may arise because of the counterparty's financial condition (i.e., financial difficulties, bankruptcy, or insolvency), market activities and developments, or other reasons, whether foreseen or not. A counterparty's inability to fulfill its obligation may result in significant financial loss to the Portfolio. The Portfolio may be unable to recover its investment from the counterparty or may obtain a limited recovery, and/or recovery may be delayed. The Portfolio may be exposed to counterparty risk to the extent it participates in lending its securities to third parties and/or cash sweep arrangements whereby the Portfolio's cash balance is invested in one or more types of cash management vehicles. In addition, the Portfolio may be exposed to counterparty risk through its investments in certain securities, including, but not limited to, repurchase agreements, debt securities, and derivatives (including various types of swaps, futures, and options). The Portfolio intends to enter into financial transactions with counterparties that Janus Capital believes to be creditworthy at the time of the transaction. There is always the risk that Janus Capital's analysis of a counterparty's creditworthiness is incorrect or may change due to market conditions. To the extent that the Portfolio focuses its transactions with a limited number of counterparties, it will have greater exposure to the risks associated with one or more counterparties.

Derivatives Risk. Derivatives can be highly volatile and involve risks in addition to the risks of the underlying referenced securities or asset. Gains or losses from a derivative investment can be substantially greater than the derivative's original cost, and can therefore involve leverage. Leverage may cause the Portfolio to be more volatile than if it had not used leverage. Derivatives can be complex instruments and may involve analysis that differs from that required for other investment types used by the Portfolio. If the value of a derivative does not correlate well with the particular market or other asset class to which the derivative is intended to provide exposure, the derivative may not produce the anticipated result. Derivatives can also reduce the opportunity for gain or result in losses by offsetting positive returns in other investments. Derivatives can be less liquid than other types of investments and entail the risk that the counterparty will default on its payment obligations. If the counterparty to a derivative transaction defaults, the Portfolio would risk the loss of the net amount of the payments that it contractually is entitled to receive. To the extent the Portfolio enters into short derivative positions, the Portfolio may be exposed to risks similar to those associated with short sales, including the risk that the Portfolio's losses are theoretically unlimited.

- **Currency Futures Risk.** Currency futures are similar to forward foreign currency exchange contracts, and pose similar risks, except that futures contracts are standardized, exchange-traded contracts while forward foreign currency exchange contracts are traded in the over-the-counter market. The use of currency futures contracts may substantially change the Portfolio's exposure to currency exchange rates and could result in losses to the Portfolio if currencies do not perform as anticipated. Currency markets generally are not as regulated as securities markets. In addition, currency rates may fluctuate significantly over short periods of time, and can reduce returns. Currency futures may also involve leverage risk.
- **Forward Foreign Currency Exchange Contract Risk.** Forward foreign currency exchange contracts ("forward currency contracts") involve the risk that unanticipated changes in currency prices may negatively impact the Portfolio's performance. Moreover, there may be an imperfect correlation between the Portfolio's holdings of securities quoted or denominated in a particular currency and any forward currency contracts entered into by the Portfolio, which will expose the Portfolio to risk of foreign exchange loss. The trading markets for forward currency contracts offer less protection against defaults than

trading in currency instruments on an exchange. Because a forward currency contract is not guaranteed by an exchange or clearinghouse, a default on the contract could result in losses to the Portfolio and may force the Portfolio to cover its purchase or sale commitments, if any, at the current market price. In addition, forward currency contract markets can experience periods of illiquidity, which could prevent the Portfolio from divesting of a forward currency contract at the optimal time and may adversely affect the Portfolio's returns and net asset value.

Emerging Markets Risk. The Portfolio may invest in securities of issuers or companies from or with exposure to one or more “developing countries” or “emerging market countries.” Such countries include, but are not limited to, countries included in the MSCI Emerging Markets IndexSM. To the extent that the Portfolio invests a significant amount of its assets in one or more of these countries, its returns and net asset value may be affected to a large degree by events and economic conditions in such countries. The risks of foreign investing are heightened when investing in emerging markets, which may result in the price of investments in emerging markets experiencing sudden and sharp price swings. In many developing markets, there is less government supervision and regulation of business and industry practices (including the potential lack of strict finance and accounting controls and standards), stock exchanges, brokers, and listed companies than in more developed markets, making these investments potentially more volatile in price and less liquid than investments in developed securities markets, resulting in greater risk to investors. There is a risk in developing countries that a future economic or political crisis could lead to price controls, forced mergers of companies, expropriation or confiscatory taxation, imposition or enforcement of foreign ownership limits, seizure, nationalization, sanctions or imposition of restrictions by various governmental entities on investment and trading, or creation of government monopolies, any of which may have a detrimental effect on the Portfolio's investments. The securities markets of many of these countries may also be smaller, less liquid, and subject to greater price volatility than those in the United States. In the event of a default on any investments in foreign debt obligations, it may be more difficult for the Portfolio to obtain or to enforce a judgment against the issuers of such securities. In addition, the Portfolio's investments may be denominated in foreign currencies and therefore, changes in the value of a country's currency compared to the U.S. dollar may affect the value of the Portfolio's investments. To the extent that the Portfolio invests a significant portion of its assets in the securities of emerging markets issuers in or companies of a single country or region, it is more likely to be impacted by events or conditions affecting that country or region, which could have a negative impact on the Portfolio's performance. The Portfolio may be subject to emerging markets risk to the extent that it invests in securities of issuers or companies which are not considered to be from emerging markets, but which have customers, products, or transactions associated with emerging markets. Some of the risks of investing directly in foreign and emerging market securities may be reduced when the Portfolio invests indirectly in foreign securities through various other investment vehicles including derivatives, which also involve other risks.

Eurozone Risk. A number of countries in the European Union (“EU”) have experienced, and may continue to experience, severe economic and financial difficulties. In particular, many EU nations are susceptible to economic risks associated with high levels of debt, notably due to investments in sovereign debt of countries such as Greece, Italy, Spain, Portugal, and Ireland. As a result, financial markets in the EU have been subject to increased volatility and declines in asset values and liquidity. Responses to these financial problems by European governments, central banks, and others, including austerity measures and reforms, may not work, may result in social unrest, and may limit future growth and economic recovery or have other unintended consequences. Further defaults or restructurings by governments and others of their debt could have additional adverse effects on economies, financial markets, and asset valuations around the world. Greece, Ireland, and Portugal have already received one or more “bailouts” from other Eurozone member states, and it is unclear how much additional funding they will require or if additional Eurozone member states will require bailouts in the future. The risk of investing in securities in the European markets may also be heightened due to the referendum in which the United Kingdom voted to exit the EU (commonly known as “Brexit”). There is considerable uncertainty about how Brexit will be conducted, how negotiations of necessary treaties and trade agreements will proceed, or how financial markets will react. In addition, one or more other countries may also abandon the euro and/or withdraw from the EU, placing its currency and banking system in jeopardy. The impact of these actions, especially if they occur in a disorderly fashion, is not clear but could be significant and far-reaching. To the extent that the Portfolio has exposure to European markets or to transactions tied to the value of the euro, these events could negatively affect the value and liquidity of the Portfolio's investments. All of these developments may continue to significantly affect the economies of all EU countries, which in turn may have a material adverse effect on the Portfolio's investments in such countries, other countries that depend on EU countries for significant amounts of trade or investment, or issuers with exposure to debt issued by certain EU countries.

Foreign Exposure Risk. The Portfolio invests in foreign debt and equity securities either indirectly (e.g., depositary receipts, depositary shares, and passive foreign investment companies) or directly in foreign markets, including emerging markets.

With respect to investments in securities of issuers or companies that are economically tied to different countries throughout the world, securities may be deemed to be economically tied to a particular country based on such factors as the issuer's country of incorporation, primary listing, and other factors including, but not limited to operations, revenues, headquarters, management, and shareholder base. Investments in foreign securities, including securities of foreign and emerging market governments, may involve greater risks than investing in domestic securities because the Portfolio's performance may depend on factors other than the performance of a particular company. These factors include:

- **Currency Risk.** As long as the Portfolio holds a foreign security, its value will be affected by the value of the local currency relative to the U.S. dollar. When the Portfolio sells a foreign currency denominated security, its value may be worth less in U.S. dollars even if the security increases in value in its home country. U.S. dollar-denominated securities of foreign issuers may also be affected by currency risk, as the value of these securities may also be affected by changes in the issuer's local currency.
- **Political and Economic Risk.** Foreign investments may be subject to heightened political and economic risks, particularly in emerging markets which may have relatively unstable governments, immature economic structures, national policies restricting investments by foreigners, social instability, and different and/or developing legal systems. In some countries, there is the risk that the government may take over the assets or operations of a company or that the government may impose withholding and other taxes or limits on the removal of the Portfolio's assets from that country. In addition, the economies of emerging markets may be predominantly based on only a few industries, may be highly vulnerable to changes in local or global trade conditions, and may suffer from extreme and volatile debt burdens or inflation rates.
- **Regulatory Risk.** There may be less government supervision of foreign markets. As a result, foreign issuers may not be subject to the uniform accounting, auditing, and financial reporting standards and practices applicable to domestic issuers, and there may be less publicly available information about foreign issuers.
- **Foreign Market Risk.** Foreign securities markets, particularly those of emerging market countries, may be less liquid and more volatile than domestic markets. These securities markets may trade a small number of securities, may have a limited number of issuers and a high proportion of shares, or may be held by a relatively small number of persons or institutions. Local securities markets may be unable to respond effectively to increases in trading volume, potentially making prompt liquidation of substantial holdings difficult or impossible at times. It is also possible that certain markets may require payment for securities before delivery, and delays may be encountered in settling securities transactions. In some foreign markets, there may not be protection against failure by other parties to complete transactions. It may not be possible for the Portfolio to repatriate capital, dividends, interest, and other income from a particular country or governmental entity. In addition, securities of issuers located in or economically tied to countries with emerging markets may have limited marketability and may be subject to more abrupt or erratic price movements which could also have a negative effect on the Portfolio. Such factors may hinder the Portfolio's ability to buy and sell emerging market securities in a timely manner, affecting the Portfolio's investment strategies and potentially affecting the value of the Portfolio.
- **Geographic Concentration Risk.** To the extent that the Portfolio invests a substantial amount of its assets in issuers located in a single country or region, the economic, political, social, regulatory, or other developments or conditions within such country or region will generally have a greater effect on the Portfolio than they would on a more geographically diversified fund, which may result in greater losses and volatility. Adverse developments in certain regions could also adversely affect securities of other countries whose economies appear to be unrelated and could have a negative impact on the Portfolio's performance.
- **Transaction Costs.** Costs of buying, selling, and holding foreign securities, including brokerage, tax, and custody costs, may be higher than those involved in domestic transactions.

High-Yield/High-Risk Bond Risk. High-yield/high-risk bonds (also known as “junk” bonds) are bonds rated below investment grade by the primary rating agencies such as Standard & Poor's, Fitch, and Moody's or are unrated bonds of similar quality. The value of lower quality bonds generally is more dependent on credit risk than investment grade bonds. Issuers of high-yield/high-risk bonds may not be as strong financially as those issuing bonds with higher credit ratings and are more vulnerable to real or perceived economic changes, political changes, or adverse developments specific to the issuer. In addition, the junk bond market can experience sudden and sharp price swings.

Please refer to the “Explanation of Rating Categories” section of the SAI for a description of bond rating categories.

Industry Risk. Industry risk is the possibility that a group of related securities will decline in price due to industry-specific developments. Companies in the same or similar industries may share common characteristics and are more likely to react similarly to industry-specific market or economic developments. The Portfolio's investments, if any, in multiple companies in a particular industry or economic sector may increase the Portfolio's exposure to industry risk.

Initial Public Offering Risk. The Portfolio's purchase of shares issued in an initial public offering ("IPO") exposes it to the risks associated with companies that have little operating history as public companies, as well as to the risks inherent in those sectors of the market where these new issuers operate. Attractive IPOs are often oversubscribed and may not be available to the Portfolio, or may be available only in very limited quantities. The market for IPO issuers has been volatile, and share prices of newly public companies have fluctuated up and down significantly over short periods of time. Although IPO investments may have had a positive impact on certain portfolios' performance in the past, there can be no assurance that the Portfolio will identify favorable IPO investment opportunities in the future. In addition, under certain market conditions, a relatively small number of companies may issue securities in IPOs. Similarly, as the number of portfolios to which IPO securities are allocated increases, the number of securities issued to any one portfolio may decrease. In addition, as the Portfolio increases in size, the impact of IPOs on the Portfolio's performance will generally decrease.

Leverage Risk. Engaging in transactions using leverage or those having a leveraging effect subjects the Portfolio to certain risks. Leverage can magnify the effect of any gains or losses, causing the Portfolio to be more volatile than if it had not been leveraged. Certain commodity-linked derivatives may subject the Portfolio to leveraged market exposure to commodities. In addition, the Portfolio's assets that are used as collateral to secure short sale transactions may decrease in value while the short positions are outstanding, which may force the Portfolio to use its other assets to increase collateral. There is no assurance that a leveraging strategy will be successful.

Liquidity Risk. The Portfolio may invest in securities or instruments that do not trade actively or in large volumes, and may make investments that are less liquid than other investments. Also, the Portfolio may make investments that may become less liquid in response to market developments or adverse investor perceptions. Investments that are illiquid or that trade in lower volumes may be more difficult to value. When there is no willing buyer and investments cannot be readily sold at the desired time or price, the Portfolio may have to accept a lower price or may not be able to sell the security or instrument at all. Investments in foreign securities, particularly those of issuers located in emerging market countries, tend to have greater exposure to liquidity risk than domestic securities. In unusual market conditions, even normally liquid securities may be affected by a degree of liquidity risk (i.e., if the number and capacity of traditional market participants is reduced). An inability to sell one or more portfolio positions can adversely affect the Portfolio's value or prevent the Portfolio from being able to take advantage of other investment opportunities.

Liquidity risk may also refer to the risk that the Portfolio will not be able to pay redemption proceeds within the allowable time period because of unusual market conditions, an unusually high volume of redemption requests, or other reasons. While the Portfolio may pay redemptions in-kind, the Portfolio may instead choose to raise cash to meet redemption requests through the sale of portfolio securities or permissible borrowings. If the Portfolio is forced to sell securities at an unfavorable time and/or under unfavorable conditions, such sales may adversely affect the Portfolio's net asset value and may increase brokerage costs.

Management Risk. The Portfolio is an actively managed investment portfolio and is therefore subject to the risk that the investment strategies employed for the Portfolio may fail to produce the intended results. The Portfolio may underperform its benchmark index or other mutual funds with similar investment objectives.

Because the Portfolio may invest substantially all of its assets in common stocks, the main risk is the risk that the value of the stocks it holds might decrease in response to the activities of an individual company or in response to general market and/or economic conditions. If this occurs, the Portfolio's share price may also decrease.

The Portfolio may use short sales, futures, options, swap agreements (including, but not limited to, equity, interest rate, credit default, and total return), and other derivative instruments individually or in combination to "hedge" or protect its portfolio from adverse movements in securities prices and interest rates. The Portfolio may also use a variety of currency hedging techniques, including the use of forward currency contracts, to manage currency risk. There is no guarantee that the investment personnel's use of derivative investments will benefit the Portfolio. The Portfolio's performance could be worse than if the Portfolio had not used such instruments. Use of such investments may instead increase risk to the Portfolio, rather than reduce risk.

The Portfolio's performance may also be significantly affected, positively or negatively, by the investment personnel's use of certain types of investments, such as foreign (non-U.S.) securities, non-investment grade bonds (also known as "junk" bonds), initial public offerings, or securities of companies with relatively small market capitalizations. Note that the investment personnel's use of such investments may have a magnified performance impact on a portfolio with a small asset base and the portfolio may not experience similar performance as its assets grow.

Market Risk. The value of the Portfolio's holdings may decrease if the value of an individual company or security, or multiple companies or securities, in the Portfolio decreases or if the investment personnel's belief about a company's intrinsic worth is incorrect. Further, regardless of how well individual companies or securities perform, the value of the Portfolio's holdings could also decrease if there are deteriorating economic or market conditions, including, but not limited to, a general decline in prices on the stock markets, a general decline in real estate markets, a decline in commodities prices, or if the market favors different types of securities than the types of securities in which the Portfolio invests. If the value of the Portfolio's holdings decreases, the Portfolio's net asset value will also decrease, which means if you sell your shares in the Portfolio you may lose money. Market risk may affect a single issuer, industry, economic sector, or the market as a whole.

Real Estate Securities Risk. To the extent it holds equity and/or debt securities of real estate-related companies, the Portfolio may be affected by the risks associated with real estate investments. The value of securities of companies in real estate and real estate-related industries, including securities of REITs, is sensitive to decreases in real estate values and rental income, property taxes, interest rates, tax and regulatory requirements, overbuilding/supply and demand, increased competition, local and general economic conditions, increases in operating costs, environmental liabilities, management skill in running a REIT, and the creditworthiness of the REIT. In addition, mortgage REITs and mortgage-backed securities are subject to prepayment risk. Mortgage-backed securities comprised of subprime mortgages and investments in other real estate-backed securities comprised of under-performing real estate assets also may be subject to a higher degree of credit risk, valuation risk, and liquidity risk. If the Portfolio has REIT investments, the Portfolio's shareholders will indirectly bear their proportionate share of the REIT's expenses, in addition to their proportionate share of the Portfolio's expenses.

REIT Risk. To the extent that the Portfolio holds REITs, it may be subject to the additional risks associated with REIT investments. The ability to trade REITs in the secondary market can be more limited compared to other equity investments, and certain REITs have relatively small market capitalizations, which can increase the volatility of the market price for their securities. REITs are also subject to heavy cash flow dependency to allow them to make distributions to their shareholders. The prices of equity REITs are affected by changes in the value of the underlying property owned by the REITs and changes in capital markets and interest rates. The prices of mortgage REITs are affected by the quality of any credit they extend, the creditworthiness of the mortgages they hold, as well as by the value of the property that secures the mortgages. Equity REITs and mortgage REITs generally are not diversified and are subject to heavy cash flow dependency, defaults by borrowers, and self-liquidation. There is also the risk that borrowers under mortgages held by a REIT or lessees of a property that a REIT owns may be unable to meet their obligations to the REIT. In the event of a default by a borrower or lessee, the REIT may incur substantial costs associated with protecting its investments. Certain "special purpose" REITs in which the Portfolio may invest focus their assets in specific real property sectors, such as hotels, shopping malls, nursing homes, or warehouses, and are therefore subject to the specific risks associated with adverse developments in these sectors.

Small- and Mid-Sized Companies Risk. The Portfolio's investments in securities issued by small- and mid-sized companies, which can include smaller, start-up companies offering emerging products or services, may involve greater risks than are customarily associated with larger, more established companies. For example, while small- and mid-sized companies may realize more substantial growth than larger or more established issuers, they may also suffer more significant losses as a result of their narrow product lines, limited operating history, greater exposure to competitive threats, limited financial resources, limited trading markets, and the potential lack of management depth. Securities issued by small- and mid-sized companies tend to be more volatile and somewhat more speculative than securities issued by larger or more established companies and may underperform as compared to the securities of larger or more established companies. These holdings are also subject to wider price fluctuations and tend to be less liquid than stocks of larger or more established companies, which could have a significant adverse effect on the Portfolio's returns, especially as market conditions change.

Sovereign Debt Risk. The Portfolio may invest in U.S. and non-U.S. government debt securities ("sovereign debt"). Some investments in sovereign debt, such as U.S. sovereign debt, are considered low risk. However, investments in sovereign debt, especially the debt of less developed countries, can involve a high degree of risk, including the risk that the governmental entity that controls the repayment of sovereign debt may not be willing or able to repay the principal and/or to pay the interest on its sovereign debt in a timely manner. A sovereign debtor's willingness or ability to satisfy its debt obligation may

be affected by various factors, including its cash flow situation, the extent of its foreign currency reserves, the availability of foreign exchange when a payment is due, the relative size of its debt position in relation to its economy as a whole, the sovereign debtor's policy toward international lenders, and local political constraints to which the governmental entity may be subject. Sovereign debtors may also be dependent on expected disbursements from foreign governments, multilateral agencies, and other entities. The failure of a sovereign debtor to implement economic reforms, achieve specified levels of economic performance, or repay principal or interest when due may result in the cancellation of third party commitments to lend funds to the sovereign debtor, which may further impair such debtor's ability or willingness to timely service its debts. The Portfolio may be requested to participate in the rescheduling of such sovereign debt and to extend further loans to governmental entities, which may adversely affect the Portfolio's holdings. In the event of default, there may be limited or no legal remedies for collecting sovereign debt and there may be no bankruptcy proceedings through which the Portfolio may collect all or part of the sovereign debt that a governmental entity has not repaid. In addition, to the extent the Portfolio invests in non-U.S. sovereign debt, it may be subject to currency risk.

Warrants and Rights Risk. The price, performance and liquidity of warrants and rights to purchase equity securities are typically linked to the underlying stock. These instruments have many characteristics of convertible securities and, similarly, will react to variations in the general market for equity securities. Rights are similar to warrants, but normally have a short duration and are distributed directly by the issuer to its shareholders. Rights and warrants have no voting rights, receive no dividends and have no rights with respect to the assets of the issuer.

MANAGEMENT OF THE PORTFOLIO

INVESTMENT ADVISER

Janus Capital Management LLC, 151 Detroit Street, Denver, Colorado 80206-4805, is the investment adviser to the Portfolio. Janus Capital is responsible for the day-to-day management of the Portfolio's investment portfolio and furnishes continuous advice and recommendations concerning the Portfolio's investments. Janus Capital also provides certain administration and other services and is responsible for other business affairs of the Portfolio.

Janus Capital (together with its predecessors and affiliates) has served as investment adviser to Janus Henderson mutual funds since 1970 and currently serves as investment adviser to all of the Janus Henderson funds, acts as subadviser for a number of private-label mutual funds, and provides separate account advisory services for institutional accounts and other unregistered products.

The Trust and Janus Capital have received an exemptive order from the Securities and Exchange Commission ("SEC") that permits Janus Capital, subject to the approval of the Trustees, to appoint or replace certain subadvisers to manage all or a portion of the Portfolio's assets and enter into, amend, or terminate a subadvisory agreement with certain subadvisers without obtaining shareholder approval (a "manager-of-managers structure"). The manager-of-managers structure applies to subadvisers that are not affiliated with the Trust or Janus Capital ("non-affiliated subadvisers"), as well as any subadviser that is an indirect or direct "wholly-owned subsidiary" (as such term is defined by the Investment Company Act of 1940, as amended) of Janus Capital or of another company that, indirectly or directly, wholly owns Janus Capital (collectively, "wholly-owned subadvisers").

Pursuant to the order, Janus Capital, with the approval of the Trustees, has the discretion to terminate any subadviser and allocate and, as appropriate, reallocate the Portfolio's assets among Janus Capital and any other non-affiliated subadvisers or wholly-owned subadvisers (including terminating a non-affiliated subadviser and replacing it with a wholly-owned subadviser). To the extent that the Portfolio's assets are allocated to one or more subadvisers, Janus Capital, subject to oversight by the Trustees, would have the responsibility to oversee such subadviser(s) to the Portfolio and to recommend for approval by the Trustees, the hiring, termination, and replacement of a subadviser for the Portfolio. In the event that Janus Capital hires a subadviser pursuant to the manager-of-managers structure, the Portfolio would provide shareholders with information about the subadviser and subadvisory agreement within 90 days.

Janus Capital furnishes certain administration, compliance, and accounting services to the Portfolio, including providing office space for the Portfolio and providing personnel to serve as officers to the Portfolio. The Portfolio reimburses Janus Capital for certain of its costs in providing these services (to the extent Janus Capital seeks reimbursement and such costs are not otherwise waived). These costs include some or all of the salaries, fees, and expenses of Janus Capital employees and Portfolio officers, including the Portfolio's Chief Compliance Officer and compliance staff, that provide specified administration and compliance services to the Portfolio. The Portfolio pays these costs based on out-of-pocket expenses incurred by Janus Capital, and these costs are separate and apart from advisory fees and other expenses paid in connection with the investment advisory services Janus Capital provides to the Portfolio.

MANAGEMENT EXPENSES

The Portfolio pays Janus Capital an investment advisory fee and incurs expenses, including administrative services fees payable pursuant to the Transfer Agency Agreement, any other transfer agent and custodian fees and expenses, legal and auditing fees, printing and mailing costs of sending reports and other information to existing shareholders, and Independent Trustees' fees and expenses. The Portfolio's investment advisory fee is calculated daily and paid monthly. The Portfolio's advisory agreement details the investment advisory fee and other expenses that the Portfolio must pay.

Global Research Portfolio pays an investment advisory fee rate that may adjust up or down based on the Portfolio's performance relative to the cumulative investment record of its benchmark index, the MSCI World IndexSM, over a rolling 36-month performance measurement period.

The table below reflects the Portfolio's base fee rate (expressed as an annual rate), as well as the actual investment advisory fee rate paid by the Portfolio to Janus Capital. The third column shows the full performance rate for outperformance or underperformance during the measurement period relative to the Portfolio's benchmark index. The fourth column shows the performance adjusted investment advisory fee rate, which is equal to the Portfolio's base fee rate plus or minus the performance adjustment over the period. This fourth column shows the actual amount of the investment advisory fee rate paid by the Portfolio as of the end of the fiscal year.

As an example, if the Portfolio outperformed its benchmark index over the performance measurement period by its full performance rate (listed in the table below), the advisory fee would increase by 0.15% (assuming constant assets). Conversely, if the Portfolio underperformed its benchmark index over the performance measurement period by its full performance rate (listed in the table below), the advisory fee would decrease by 0.15% (assuming constant assets). Actual performance within the full range of the full performance rate may result in positive or negative incremental adjustments to the advisory fee of greater or less than 0.15%. Additional details discussing the performance fee are included below with further description in the SAI.

Portfolio Name	Base Fee Rate (%)	Full Performance Rate vs. Benchmark Index	Performance Adjusted/Actual Investment Advisory Fee Rate (%) (for the fiscal year ended December 31, 2018)
Global Research Portfolio	0.60	± 6.00%	0.51

The investment advisory fee rate is determined by calculating a base fee (shown in the previous table) and applying a performance adjustment (described in further detail below). The performance adjustment either increases or decreases the base fee depending on how well the Portfolio has performed relative to the MSCI World IndexSM (includes reinvestment of dividends, net of foreign withholding taxes).

The calculation of the performance adjustment applies as follows:

Investment Advisory Fee = Base Fee Rate +/- Performance Adjustment

The investment advisory fee rate paid to Janus Capital by the Portfolio consists of two components: (1) a base fee calculated by applying the contractual fixed rate of the advisory fee to the Portfolio's average daily net assets during the previous month ("Base Fee Rate"), plus or minus (2) a performance-fee adjustment ("Performance Adjustment") calculated by applying a variable rate of up to 0.15% (positive or negative) to the Portfolio's average daily net assets based on the Portfolio's relative performance compared to the cumulative investment record of its benchmark index over a 36-month rolling performance measurement period.

No Performance Adjustment is applied unless the difference between the Portfolio's investment performance and the cumulative investment record of the Portfolio's benchmark index is 0.50% or greater (positive or negative) during the applicable performance measurement period. The Base Fee Rate is subject to an upward or downward Performance Adjustment for every full 0.50% increment by which the Portfolio outperforms or underperforms its benchmark index. Because the Performance Adjustment is tied to the Portfolio's relative performance compared to its benchmark index (and not its absolute performance), the Performance Adjustment could increase Janus Capital's fee even if the Portfolio's Shares lose value during the performance measurement period and could decrease Janus Capital's fee even if the Portfolio's Shares increase in value during the performance measurement period. For purposes of computing the Base Fee Rate and the Performance Adjustment, net assets are averaged over different periods (average daily net assets during the previous month for the Base Fee Rate, versus average daily net assets during the performance measurement period for the Performance Adjustment). Performance of the Portfolio is calculated net of expenses whereas the Portfolio's benchmark index does not have any fees or expenses. Reinvestment of dividends and distributions is included in calculating both the performance of the Portfolio and the Portfolio's benchmark index. The Base Fee Rate is calculated and accrued daily. The Performance Adjustment is calculated monthly in arrears and is accrued throughout the month. The investment fee is paid monthly in arrears. Under extreme circumstances involving underperformance by a rapidly shrinking Portfolio, the dollar amount of the Performance Adjustment could be more than the dollar amount of the Base Fee Rate. In such circumstances, Janus Capital would reimburse the Portfolio.

The investment performance of the Portfolio's Service Shares for the performance measurement period is used to calculate the Performance Adjustment. After Janus Capital determines whether the Portfolio's performance was above or below its benchmark index by comparing the investment performance of the Portfolio's Service Shares against the cumulative investment record of the Portfolio's benchmark index, Janus Capital applies the same Performance Adjustment (positive or negative) across each other class of shares of the Portfolio, as applicable. It is not possible to predict the effect of the

Performance Adjustment on future overall compensation to Janus Capital since it depends on the performance of the Portfolio relative to the record of the Portfolio's benchmark index and future changes to the size of the Portfolio.

A discussion regarding the basis for the Trustees' approval of the Portfolio's investment advisory agreement is included in the Portfolio's annual report (for the period ending December 31) or semiannual report (for the period ending June 30) to shareholders. You can request the Portfolio's annual or semiannual reports (as they become available), free of charge, by contacting your plan sponsor, broker-dealer, or financial intermediary, or by contacting a Janus Henderson representative at 1-877-335-2687. The reports are also available, free of charge, at janushenderson.com/VIT.

INVESTMENT PERSONNEL

Global Research Portfolio

The Research Team (Janus Capital's equity research analysts overseen by the Portfolio Oversight Team led by Carmel Wellso) selects investments for Global Research Portfolio and has done so since May 2013.

Carmel Wellso is Janus Capital's Director of Research and Executive Vice President of the Portfolio. Ms. Wellso is primarily responsible for the day-to-day operations of the Portfolio. She leads the Portfolio Oversight Team that reviews the Portfolio's risks, overall structure, and guidelines and has done so since December 2014. Ms. Wellso is also Portfolio Manager of other Janus Henderson accounts. She joined Janus Capital in June 2008 as a research analyst. Ms. Wellso holds a Bachelor's degree in English Literature and Business Administration from Marquette University and a Master of Business Administration degree from the Thunderbird School of Global Management.

Information about Ms. Wellso's compensation structure and other accounts managed, as well as the range of her individual ownership of securities, and the aggregate range of her individual ownership in all mutual funds advised by Janus Capital, is included in the SAI.

Conflicts of Interest

Janus Capital manages other funds and numerous other accounts, which may include separate accounts and other pooled investment vehicles, such as hedge funds. Side-by-side management of multiple accounts, including the management of a cash collateral pool for securities lending and investing the Janus Henderson funds' cash, may give rise to conflicts of interest among those accounts, and may create potential risks, such as the risk that investment activity in one account may adversely affect another account. For example, short sale activity in an account could adversely affect the market value of long positions in one or more other accounts (and vice versa). Side-by-side management may raise additional potential conflicts of interest relating to the allocation of investment opportunities and the aggregation and allocation of trades. Additionally, Janus Capital is the adviser to the Janus Capital "funds of funds," which are funds that invest primarily in other mutual funds managed by Janus Capital. Because Janus Capital is the adviser to the Janus Capital "funds of funds" and the Janus Henderson funds, it is subject to certain potential conflicts of interest when allocating the assets of a Janus Capital "fund of funds" among such Janus Henderson funds. To the extent that the Portfolio is an underlying fund in a Janus Capital "fund of funds," a potential conflict of interest arises when allocating the assets of the Janus Capital "fund of funds" to the Portfolio. Purchases and redemptions of fund shares by a Janus Capital "fund of funds" due to reallocations or rebalancings may result in a fund having to sell securities or invest cash when it otherwise would not do so. Such transactions could accelerate the realization of taxable income if sales of securities resulted in gains. In addition, redemptions by a Janus Capital "fund of funds" could cause actual expenses to increase, or could result in the Portfolio's current expenses being allocated over a smaller asset base, which may lead to an increase in the Portfolio's expense ratio. The impact of these transactions is likely to be greater when a Janus Capital "fund of funds" purchases, redeems, or owns a substantial portion of the Portfolio's shares. A further discussion of potential conflicts of interest and a discussion of certain procedures intended to mitigate such potential conflicts are contained in the Portfolio's SAI.

OTHER INFORMATION

CLASSES OF SHARES

Only Institutional Shares are offered by this Prospectus. The Shares are available only in connection with investment in and payments under variable insurance contracts, as well as certain qualified retirement plans. Service Shares are offered only in connection with investment in and payments under variable insurance contracts, as well as certain qualified retirement plans, that require a fee from Portfolio assets to procure distribution and/or administrative services to contract owners and plan participants. Because the expenses of each class may differ, the performance of each class is expected to differ. If you would like additional information about the Service Shares, please call 1-800-525-0020. In addition, for an analysis of fees associated with an investment in either share class or other similar funds, please visit www.finra.org/fundalyzer.

CLOSED PORTFOLIO POLICIES

The Portfolio may limit sales of its Shares to new investors. If sales of the Portfolio are limited, it is expected that existing shareholders invested in the Portfolio would be permitted to continue to purchase Shares through their existing Portfolio accounts and to reinvest any dividends or capital gains distributions in such accounts, absent highly unusual circumstances. Requests for new accounts into a closed portfolio would be reviewed by management, taking into consideration eligibility requirements and whether the addition to the portfolio is believed to negatively impact existing portfolio shareholders. The closed portfolio may decline opening new accounts, including eligible new accounts, if it would be in the best interests of the portfolio and its shareholders. If applicable, additional information regarding general policies and exceptions can be found in a closed portfolio's prospectuses and in the "Shares of the Trust" section of the SAI.

LIQUIDATION/REORGANIZATION OF A PORTFOLIO

It is important to know that, pursuant to the Trust's Amended and Restated Trust Instrument, the Trustees have the authority to merge, liquidate, and/or reorganize a portfolio into another portfolio without seeking shareholder vote or consent.

DISTRIBUTION OF THE PORTFOLIO

The Portfolio is distributed by Janus Distributors LLC dba Janus Henderson Distributors ("Janus Henderson Distributors"), which is a member of the Financial Industry Regulatory Authority, Inc. ("FINRA"). To obtain information about FINRA member firms and their associated persons, you may contact FINRA at www.finra.org, or 1-800-289-9999.

DISTRIBUTIONS

To avoid taxation of the Portfolio, the Internal Revenue Code of 1986, as amended (the “Internal Revenue Code”) requires the Portfolio to distribute all or substantially all of its net investment income and any net capital gains realized on its investments at least annually. The Portfolio’s income from certain dividends, interest, and any net realized short-term capital gains are paid to shareholders as ordinary income dividends. Net realized long-term capital gains, if any, are paid to shareholders as capital gains distributions, regardless of how long Shares of the Portfolio have been held. Distributions are made at the class level, so they may vary from class to class within a single portfolio.

Distribution Schedule

Dividends for the Portfolio are normally declared and distributed in June and December. Capital gains are normally declared and distributed in June. However, in certain situations it may be necessary for the Portfolio to declare and distribute capital gains in December. If necessary, dividends and net capital gains may be distributed at other times as well. Unless otherwise instructed, distributions of net investment income and net capital gains, if any, are automatically reinvested in additional Shares of the Portfolio.

How Distributions Affect the Portfolio’s NAV

Distributions are paid to shareholders as of the record date of a distribution of the Portfolio, regardless of how long the shares have been held. Undistributed dividends and net capital gains are included in the Portfolio’s daily net asset value (“NAV”). The share price of the Portfolio drops by the amount of the distribution, net of any subsequent market fluctuations. For example, assume that on December 31, the Portfolio declared a dividend in the amount of \$0.25 per share. If the Portfolio’s share price was \$10.00 on December 30, the Portfolio’s share price on December 31 would be \$9.75, barring market fluctuations.

TAXES

Taxes on Distributions

Because Shares of the Portfolio may be purchased only through variable insurance contracts and certain qualified retirement plans, it is anticipated that any income dividends or net capital gains distributions made by the Portfolio will be exempt from current federal income taxation if left to accumulate within the variable insurance contract or qualified retirement plan. Generally, withdrawals from such contracts or plans may be subject to federal income tax at ordinary income rates and, if withdrawals are made from a retirement plan before age 59½, a 10% penalty tax may be imposed. The federal income tax status of your investment depends on the features of your qualified retirement plan or variable insurance contract. Further information may be found in your plan documents or in the prospectus of the separate account offering such contract.

Taxation of the Portfolio

Dividends, interest, and some capital gains received by the Portfolio on foreign securities may be subject to foreign tax withholding or other foreign taxes. If the Portfolio is eligible, it may from year to year make the election permitted under Section 853 of the Internal Revenue Code to pass through such taxes to shareholders as a foreign tax credit. If such an election is not made, any foreign taxes paid or accrued will represent an expense to the Portfolio.

The Portfolio does not expect to pay any federal income or excise taxes because it intends to meet certain requirements of the Internal Revenue Code. In addition, because the Shares of the Portfolio are sold in connection with variable insurance contracts, the Portfolio intends to satisfy the diversification requirements applicable to insurance company separate accounts under the Internal Revenue Code. If the Portfolio invests in partnerships, it may be subject to state tax liabilities.

SHAREHOLDER'S GUIDE

Investors may not purchase or redeem Shares of the Portfolio directly. Shares may be purchased or redeemed only through variable insurance contracts offered by the separate accounts of participating insurance companies or through certain qualified retirement plans. **Refer to the prospectus for the participating insurance company's separate account or your plan documents for instructions on purchasing or selling variable insurance contracts and on how to select the Portfolio as an investment option for a contract or a qualified retirement plan.**

With certain exceptions, the Portfolio is generally available only to shareholders residing in the United States and employees of Janus Capital or its affiliates. For purposes of this policy, the Portfolio requires that a shareholder and/or entity be a U.S. citizen residing in the United States or a U.S. Territory (including overseas U.S. military or diplomatic addresses) or a resident alien residing in the United States or a U.S. Territory with a valid U.S. Taxpayer Identification Number to open an account with the Portfolio.

PRICING OF PORTFOLIO SHARES

The per share NAV for each class is computed by dividing the total value of assets allocated to the class, less liabilities allocated to that class, by the total number of outstanding shares of the class. The Portfolio's NAV is calculated as of the close of the regular trading session of the New York Stock Exchange ("NYSE") (normally 4:00 p.m. New York time) each day that the NYSE is open ("business day"). However, the time at which the Portfolio's NAV is calculated may be changed if trading on the NYSE is restricted, the NYSE closes at a different time, or as permitted by the SEC. Foreign securities held by the Portfolio may be traded on days and at times when the NYSE is closed and the NAV is therefore not calculated. Accordingly, the value of the Portfolio's holdings may change on days that are not business days in the United States and on which you will not be able to purchase or redeem the Portfolio's Shares.

All purchases and redemptions will be duly processed at the NAV next calculated after your request is received in good order by the Portfolio or its agents. In order to receive a day's price, your order must be received in good order by the Portfolio (or insurance company or plan sponsor) or its agents by the close of the regular trading session of the NYSE.

Securities held by the Portfolio are valued in accordance with policies and procedures established by and under the oversight of the Trustees. To the extent available, equity securities are generally valued on the basis of market quotations. Most fixed-income securities are typically valued using an evaluated bid price supplied by an approved pricing service that is intended to reflect market value. The evaluated bid price is an evaluation that may consider factors such as security prices, yields, maturities, and ratings. Certain short-term instruments maturing within 60 days or less may be valued at amortized cost, which approximates market value. If a market quotation or evaluated price for a security is not readily available or is deemed unreliable, or if an event that is expected to affect the value of the security occurs after the close of the principal exchange or market on which the security is traded, and before the close of the NYSE, a fair value of the security will be determined in good faith under the policies and procedures. Such events include, but are not limited to: (i) a significant event that may affect the securities of a single issuer, such as a merger, bankruptcy, or significant issuer-specific development; (ii) an event that may affect an entire market, such as a natural disaster or significant governmental action; (iii) a non-significant event such as a market closing early or not opening, or a security trading halt; and (iv) pricing of a non-valued security and a restricted or non-public security. This type of fair value pricing may be more commonly used with foreign equity securities, but it may also be used with, among other things, thinly-traded domestic securities or fixed-income securities. Special valuation considerations may apply with respect to "odd-lot" fixed-income transactions which, due to their small size, may receive evaluated prices by pricing services which reflect a large block trade and not what actually could be obtained for the odd-lot position. For valuation purposes, quotations of foreign portfolio securities, other assets and liabilities, and forward contracts stated in foreign currency are generally translated into U.S. dollar equivalents at the prevailing market rates. The Portfolio uses systematic fair valuation models provided by an independent pricing service to value foreign equity securities in order to adjust for stale pricing, which may occur between the close of certain foreign exchanges and the close of the NYSE.

Due to the subjective nature of systematic fair value pricing, the Portfolio's value for a particular security may be different from the last quoted market price. Systematic fair value pricing may reduce arbitrage activity involving the frequent buying and selling of mutual fund shares by investors seeking to take advantage of a perceived lag between a change in the value of the Portfolio's securities and the reflection of such change in the Portfolio's NAV, as further described in the "Excessive Trading" section of this Prospectus. While funds that invest in foreign securities may be at a greater risk for arbitrage activity, such activity may also arise in funds which do not invest in foreign securities, for example, when trading in a security held by a portfolio is halted and does not resume prior to the time the portfolio calculates its NAV (referred to as "stale pricing"). Portfolios that hold thinly-traded securities, such as certain small-capitalization securities or high-yield fixed-income

securities, may be subject to attempted use of arbitrage techniques. To the extent that the Portfolio's valuation of a security is different from the security's market value, short-term arbitrage traders buying and/or selling shares of the Portfolio may dilute the NAV of the Portfolio, which negatively impacts long-term shareholders. The Portfolio's fair value pricing and excessive trading policies and procedures may not completely eliminate short-term trading in certain omnibus accounts and other accounts traded through intermediaries.

The value of the securities of other open-end funds held by the Portfolio, if any, will be calculated using the NAV of such open-end funds, and the prospectuses for such open-end funds explain the circumstances under which they use fair value pricing and the effects of using fair value pricing.

ADMINISTRATIVE FEES

Janus Services receives an administrative services fee at an annual rate of 0.05% of the average daily net assets of the Portfolio for arranging for the provision by participating insurance companies and qualified plan service providers of administrative services, including recordkeeping, subaccounting, order processing, or other shareholder services provided on behalf of contract holders or plan participants investing in the Portfolio. Other shareholder services may include the provision of order confirmations, periodic account statements, forwarding prospectuses, shareholder reports, and other materials to existing customers, and answering inquiries regarding accounts. Janus Services expects to use this entire fee to compensate insurance companies and qualified plan service providers for providing these services to their customers who invest in the Portfolio.

PAYMENTS TO FINANCIAL INTERMEDIARIES BY JANUS CAPITAL OR ITS AFFILIATES

From its own assets, Janus Capital or its affiliates pay fees to selected insurance companies, qualified plan service providers or their affiliates, or other financial intermediaries that distribute, market, or promote the Portfolio or perform related services for contract owners and plan participants. The amount of these payments is determined from time to time by Janus Capital, may be substantial, and may differ for different financial intermediaries. Janus Capital and its affiliates consider a number of factors in making payments to financial intermediaries.

Janus Capital or its affiliates may pay fees, from their own assets, to selected insurance companies, qualified plan service providers, and other financial intermediaries for providing recordkeeping, subaccounting, transaction processing, and other shareholder or administrative services (including payments for processing transactions via the National Securities Clearing Corporation ("NSCC") or other means) in connection with investments in the Janus Henderson funds. These fees are in addition to any fees that may be paid by the Janus Henderson funds for these types of services or other services.

In addition, Janus Capital or its affiliates periodically share certain marketing expenses with selected intermediaries, or pay for or sponsor informational meetings, seminars, client awareness events, support for marketing materials, sales reporting, or business building programs for such intermediaries to raise awareness of the Portfolio. Janus Capital or its affiliates make payments to participate in selected intermediary marketing support programs which may provide Janus Capital or its affiliates with one or more of the following benefits: attendance at sales conferences, participation in meetings or training sessions, access to or information about intermediary personnel, use of an intermediary's marketing and communication infrastructure, fund analysis tools, data, business planning and strategy sessions with intermediary personnel, information on industry- or platform-specific developments, trends and service providers, and other marketing-related services. Such payments may be in addition to, or in lieu of, the fees described above. These payments are intended to promote the sales of Janus Henderson funds and to reimburse financial intermediaries, directly or indirectly, for the costs that they or their salespersons incur in connection with educational seminars, meetings, and training efforts about the Janus Henderson funds to enable the intermediaries and their salespersons to make suitable recommendations, provide useful services, and maintain the necessary infrastructure to make the Janus Henderson funds available to their customers.

The receipt of (or prospect of receiving) fees or reimbursements and other forms of compensation described above may provide a financial intermediary and its salespersons with an incentive to favor sales of Janus Henderson funds' shares over sales of other mutual funds (or non-mutual fund investments) or to favor sales of one class of Janus Henderson funds' shares over sales of another Janus Henderson funds' share class, with respect to which the financial intermediary does not receive such payments or receives them in a lower amount. The receipt of these payments may cause certain financial intermediaries to elevate the prominence of the Janus Henderson funds within such financial intermediary's organization by, for example, placement on a list of preferred or recommended funds and/or the provision of preferential or enhanced opportunities to promote the Janus Henderson funds in various ways within such financial intermediary's organization.

From time to time, certain financial intermediaries approach Janus Capital to request that Janus Capital make contributions to certain charitable organizations. In these cases, Janus Capital's contribution may result in the financial intermediary, or its salespersons, recommending Janus Henderson funds over other mutual funds (or non-mutual fund investments).

The payment arrangements described above will not change the price a contract owner or plan participant pays for Shares nor the amount that a Janus Henderson fund receives to invest on behalf of the contract owner or plan participant. You should consider whether such arrangements exist when evaluating any recommendations from an intermediary to purchase or sell Shares of the Portfolio and, if applicable, when considering which share class of the Portfolio is most appropriate for you. Please contact your insurance company or plan sponsor for details on such arrangements.

PURCHASES

Purchases of Shares may be made only by the separate accounts of insurance companies for the purpose of funding variable insurance contracts or by certain qualified retirement plans. Refer to the prospectus of the appropriate insurance company separate account or your plan documents for information on how to invest in the Shares of the Portfolio. Under certain circumstances, the Portfolio may permit an in-kind purchase of Shares. Participating insurance companies and certain other designated organizations are authorized to receive purchase orders on the Portfolio's behalf. As discussed under "Payments to Financial Intermediaries by Janus Capital or its Affiliates," Janus Capital and its affiliates may make payments to selected insurance companies, qualified plan service providers, or their affiliates, or other financial intermediaries that were instrumental in the acquisition or retention of accounts for the Portfolio or that provide services in connection with investments in the Portfolio. You should consider such arrangements when evaluating any recommendation of the Portfolio.

The Portfolio reserves the right to reject any purchase order, including exchange purchases, for any reason. The Portfolio is not intended for excessive trading. For more information about the Portfolio's policy on excessive trading, refer to "Excessive Trading."

The Portfolio may discontinue sales to a qualified plan and require plan participants with existing investments in the Shares to redeem those investments if the plan loses (or in the opinion of Janus Capital, is at risk of losing) its qualified plan status.

In compliance with the Uniting and Strengthening America by Providing Appropriate Tools Required to Intercept and Obstruct Terrorism Act of 2001 ("USA PATRIOT Act"), your insurance company or plan sponsor is required to verify certain information on your account application as part of its Anti-Money Laundering Program. You will be required to provide your full name, date of birth, Social Security number, and permanent street address to assist in verifying your identity. You may also be asked to provide documents that may help to establish your identity. Until verification of your identity is made, your insurance company or plan sponsor may temporarily limit additional share purchases. In addition, your insurance company or plan sponsor may close an account if they are unable to verify a shareholder's identity. Please contact your insurance company or plan sponsor if you need additional assistance when completing your application or additional information about the insurance company or plan sponsor's Anti-Money Laundering Program.

In an effort to ensure compliance with this law, Janus Capital's Anti-Money Laundering Program (the "Program") provides for the development of internal practices, procedures and controls, designation of anti-money laundering compliance officers, an ongoing training program, and an independent audit function to determine the effectiveness of the Program.

Potential Conflicts

Although the Portfolio does not currently anticipate any disadvantages to policy owners because the Portfolio offers its Shares to unaffiliated variable annuity and variable life separate accounts of insurance companies that are unaffiliated with Janus Capital and to certain qualified retirement plans, there is a possibility that a material conflict may arise. The Trustees monitor events in an effort to identify any disadvantages or material irreconcilable conflicts and to determine what action, if any, should be taken in response. If a material disadvantage or conflict is identified, the Trustees may require one or more insurance company separate accounts or qualified plans to withdraw its investments in the Portfolio or substitute Shares of another portfolio. If this occurs, the Portfolio may be forced to sell its securities at disadvantageous prices. In addition, the Portfolio may refuse to sell its Shares to any separate account or qualified plan or may suspend or terminate the offering of the Portfolio's Shares if such action is required by law or regulatory authority or is in the best interests of the Portfolio's shareholders. It is possible that a qualified plan investing in the Portfolio could lose its qualified plan status under the Internal Revenue Code, which could have adverse tax consequences on insurance company separate accounts investing in the Portfolio. Janus Capital intends to monitor such qualified plans, and the Portfolio may discontinue sales to a qualified plan

and require plan participants with existing investments in the Portfolio to redeem those investments if a plan loses (or in the opinion of Janus Capital is at risk of losing) its qualified plan status.

REDEMPTIONS

Redemptions, like purchases, may be effected only through the separate accounts of participating insurance companies or through certain qualified retirement plans. Please refer to the appropriate separate account prospectus or plan documents for details.

Shares of the Portfolio may be redeemed on any business day on which the Portfolio's NAV is calculated. Redemptions are duly processed at the NAV next calculated after your redemption order is received in good order by the Portfolio or its agents. Redemption proceeds will normally be sent within two business days following receipt of the redemption order. The Portfolio typically expects to meet redemption requests by paying out proceeds from cash or cash equivalent portfolio holdings, or by selling portfolio holdings. In stressed market conditions, and other appropriate circumstances, redemption methods may include borrowing funds or redeeming in-kind.

The Portfolio reserves the right to postpone payment of redemption proceeds for up to seven calendar days. Additionally, the right to require the Portfolio to redeem its Shares may be suspended, or the date of payment may be postponed beyond seven calendar days, whenever: (i) trading on the NYSE is restricted, as determined by the SEC, or the NYSE is closed (except for holidays and weekends); (ii) the SEC permits such suspension and so orders; or (iii) an emergency exists as determined by the SEC so that disposal of securities or determination of NAV is not reasonably practicable.

Large Shareholder Redemptions

Certain large shareholders, such as other portfolios, participating insurance companies, accounts, and Janus Capital affiliates, may from time to time own (beneficially or of record) or control a significant percentage of the Portfolio's Shares. Redemptions by these large shareholders of their holdings in the Portfolio may cause the Portfolio to sell securities at times when it would not otherwise do so, which may negatively impact the Portfolio's NAV and liquidity. Similarly, large Portfolio share purchases may adversely affect the Portfolio's performance to the extent that the Portfolio is delayed in investing new cash and is required to maintain a larger cash position than it ordinarily would. A large shareholder purchase or redemption may also increase transaction costs. In addition, a large redemption could result in the Portfolio's current expenses being allocated over a smaller asset base, which could lead to an increase in the Portfolio's expense ratio.

Redemptions In-Kind

Shares normally will be redeemed for cash, although the Portfolio retains the right to redeem some or all of its shares in-kind under unusual circumstances, in order to protect the interests of remaining shareholders, to accommodate a request by a particular shareholder that does not adversely affect the interests of the remaining shareholders, or in connection with the liquidation of a portfolio, by delivery of securities selected from its assets at its discretion. However, the Portfolio is required to redeem shares solely for cash up to the lesser of \$250,000 or 1% of the NAV of the Portfolio during any 90-day period for any one shareholder. Should redemptions by any shareholder exceed such limitation, the Portfolio will have the option of redeeming the excess in cash or in-kind. In-kind payment means payment will be made in portfolio securities rather than cash, and may potentially include illiquid investments. Illiquid investments may not be able to be sold quickly or at a price that reflects full value, or there may not be a market for such investments, which could cause the redeeming shareholder to realize losses on the investment if it is sold at a price lower than that at which it had been valued. If the Portfolio makes an in-kind payment, the redeeming shareholder might incur brokerage or other transaction costs to convert the securities to cash, whereas such costs are borne by the Portfolio for cash redemptions.

While the Portfolio may pay redemptions in-kind, the Portfolio may instead choose to raise cash to meet redemption requests through the sale of portfolio securities or permissible borrowings. If the Portfolio is forced to sell securities at an unfavorable time and/or under unfavorable conditions, such sales may adversely affect the Portfolio's NAV and may increase brokerage costs.

EXCESSIVE TRADING

Excessive and Short-Term Trading Policies and Procedures

The Trustees have adopted policies and procedures with respect to short-term and excessive trading of Portfolio shares ("excessive trading"). The Portfolio is intended for long-term investment purposes, and the Portfolio will take reasonable steps

to attempt to detect and deter short-term and excessive trading. Transactions placed in violation of the Portfolio's excessive trading policies and procedures may be cancelled or rescinded by the Portfolio by the next business day following receipt by the Portfolio. The trading history of accounts determined to be under common ownership or control within any of the Janus Henderson funds may be considered in enforcing these policies and procedures. As described below, however, the Portfolio may not be able to identify all instances of excessive trading or completely eliminate the possibility of excessive trading. In particular, it may be difficult to identify excessive trading in certain omnibus accounts and other accounts traded through intermediaries (such as insurance companies or plan sponsors). By their nature, omnibus accounts, in which purchases and redemptions of the Portfolio's shares by multiple investors are aggregated by the intermediary and presented to the Portfolio on a net basis, may effectively conceal the identity of individual investors and their transactions from the Portfolio and its agents. This makes the elimination of excessive trading in the accounts impractical without the assistance of the intermediary.

The Janus Henderson funds attempt to deter excessive trading through at least the following methods:

- trade monitoring; and
- fair valuation of securities as described under "Pricing of Portfolio Shares."

The Portfolio monitors for patterns of shareholder short-term trading and may suspend or permanently terminate the purchase and exchange privilege (if permitted by your insurance company or plan sponsor) of any investor who is identified as having a pattern of short-term trading. The Portfolio at all times reserves the right to reject any purchase or exchange request and to modify or terminate the purchase and exchange privileges for any investor for any reason without prior notice, in particular, if the trading activity in the account(s) is deemed to be disruptive to the Portfolio. For example, the Portfolio may refuse a purchase order if the investment personnel believe they would be unable to invest the money effectively in accordance with the Portfolio's investment policies or the Portfolio would otherwise be adversely affected due to the size of the transaction, frequency of trading, or other factors.

The Portfolio's Trustees may approve from time to time a redemption fee to be imposed by any Janus Henderson fund, subject to 60 days' notice to shareholders of that fund.

Investors who place transactions through the same insurance company or plan sponsor on an omnibus basis may be deemed part of a group for the purpose of the Portfolio's excessive trading policies and procedures and may be rejected in whole or in part by the Portfolio. The Portfolio, however, cannot always identify or reasonably detect excessive trading that may be facilitated by insurance companies or plan sponsors or made difficult to identify through the use of omnibus accounts by those intermediaries that transmit purchase, exchange, and redemption orders to the Portfolio, and thus the Portfolio may have difficulty curtailing such activity. Transactions accepted by an insurance company or plan sponsor in violation of the Portfolio's excessive trading policies may be cancelled or revoked by the Portfolio by the next business day following receipt by the Portfolio.

In an attempt to detect and deter excessive trading in omnibus accounts, the Portfolio or its agents may require intermediaries to impose restrictions on the trading activity of accounts traded through those intermediaries. Such restrictions may include, but are not limited to, requiring that trades be placed by U.S. mail, prohibiting future purchases by investors who have recently redeemed Portfolio shares, requiring intermediaries to report information about customers who purchase and redeem large amounts, and similar restrictions. The Portfolio's ability to impose such restrictions with respect to accounts traded through particular intermediaries may vary depending on the systems' capabilities, applicable contractual and legal restrictions, and cooperation of those intermediaries.

Generally, the Portfolio's excessive trading policies and procedures do not apply to (i) a money market fund, although money market funds at all times reserve the right to reject any purchase request (including exchange purchases, if permitted by your insurance company or plan sponsor) for any reason without prior notice; (ii) transactions in the Janus Henderson funds by a Janus Capital "fund of funds," which is a fund that primarily invests in other Janus Henderson mutual funds; (iii) periodic rebalancing and identifiable transactions by certain funds of funds and asset allocation programs to realign portfolio investments with existing target allocations; and (iv) systematic purchase, exchange, or redemption programs.

The Portfolio's policies and procedures regarding excessive trading may be modified at any time by the Portfolio's Trustees.

Excessive Trading Risks

Excessive trading may present risks to the Portfolio's long-term shareholders. Excessive trading into and out of the Portfolio may disrupt portfolio investment strategies, may create taxable gains to remaining Portfolio shareholders, and may increase

Portfolio expenses, all of which may negatively impact investment returns for all remaining shareholders, including long-term shareholders.

Portfolios that invest in foreign securities may be at a greater risk for excessive trading. Investors may attempt to take advantage of anticipated price movements in securities held by a portfolio based on events occurring after the close of a foreign market that may not be reflected in the portfolio's NAV (referred to as "price arbitrage"). Such arbitrage opportunities may also arise in portfolios which do not invest in foreign securities, for example, when trading in a security held by a portfolio is halted and does not resume prior to the time the portfolio calculates its NAV (referred to as "stale pricing"). Portfolios that hold thinly-traded securities, such as certain small-capitalization securities, may be subject to attempted use of arbitrage techniques. To the extent that the Portfolio's valuation of a security differs from the security's market value, short-term arbitrage traders may dilute the NAV of the Portfolio, which negatively impacts long-term shareholders. Although the Portfolio has adopted valuation policies and procedures intended to reduce the Portfolio's exposure to price arbitrage, stale pricing, and other potential pricing inefficiencies, under such circumstances there is potential for short-term arbitrage trades to dilute the value of shares held by the Portfolio.

Although the Portfolio takes steps to detect and deter excessive trading pursuant to the policies and procedures described in this Prospectus and approved by the Trustees, there is no assurance that these policies and procedures will be effective in limiting excessive trading in all circumstances. For example, the Portfolio may be unable to completely eliminate the possibility of excessive trading in certain omnibus accounts and other accounts traded through intermediaries. Omnibus accounts may effectively conceal the identity of individual investors and their transactions from the Portfolio and its agents. This makes the Portfolio's identification of excessive trading transactions in the Portfolio through an omnibus account difficult and makes the elimination of excessive trading in the account impractical without the assistance of the intermediary. Moreover, the contract between an insurance company and the owner of a variable insurance contract may govern the frequency with which the contract owner may cause the insurance company to purchase or redeem shares of the Portfolio. Although the Portfolio encourages intermediaries to take necessary actions to detect and deter excessive trading, some intermediaries may be unable or unwilling to do so, and accordingly, the Portfolio cannot eliminate completely the possibility of excessive trading.

Shareholders that invest through an omnibus account should be aware that they may be subject to the policies and procedures of their insurance company or plan sponsor with respect to excessive trading in the Portfolio.

AVAILABILITY OF PORTFOLIO HOLDINGS INFORMATION

The Mutual Fund Holdings Disclosure Policies and Procedures adopted by Janus Capital and all mutual funds managed within the Janus Henderson fund complex are designed to be in the best interests of the portfolios and to protect the confidentiality of the portfolios' holdings. The following describes policies and procedures with respect to disclosure of portfolio holdings.

- **Full Holdings.** The Portfolio is required to disclose its complete holdings in the quarterly holdings report on Form N-Q within 60 days of the end of the first and third fiscal quarters, and in the annual report and semiannual report to Portfolio shareholders. These reports (i) are available on the SEC's website at <http://www.sec.gov>; (ii) may be reviewed and copied at the SEC's Public Reference Room in Washington, D.C. (information on the Public Reference Room may be obtained by calling 1-800-SEC-0330); and (iii) are available without charge, upon request, by calling a Janus Henderson representative at 1-877-335-2687 (toll free). Portfolio holdings consisting of at least the names of the holdings are generally available on a monthly basis with a 30-day lag. Holdings are generally posted approximately two business days thereafter under Full Holdings for the Portfolio at janushenderson.com/VIT.
- **Top Holdings.** The Portfolio's top portfolio holdings, in order of position size and as a percentage of the Portfolio's total portfolio, are available monthly with a 15-day lag and on a calendar quarter-end basis with a 15-day lag.
- **Other Information.** The Portfolio may occasionally provide security breakdowns (e.g., industry, sector, regional, market capitalization, and asset allocation), top performance contributors/detractors, and specific portfolio level performance attribution information and statistics monthly with a 15-day lag and on a calendar quarter-end basis with a 15-day lag. Top performance contributors/detractors may include the percentage of contribution/detraction to Portfolio performance.

Full portfolio holdings will remain available on the Janus Henderson websites at least until a Form N-CSR or Form N-Q is filed with the SEC for the period that includes the date as of which the website information is current. Janus Capital may

exclude from publication on its websites all or any portion of portfolio holdings or change the time periods of disclosure as deemed necessary to protect the interests of the Janus Henderson funds. Under extraordinary circumstances, exceptions to the Mutual Fund Holdings Disclosure Policies and Procedures may be made by Janus Capital's Chief Investment Officer(s) or their delegates. All exceptions shall be preapproved by the Chief Compliance Officer or her designee. Such exceptions may be made without prior notice to shareholders. A summary of the Portfolio's holdings disclosure policies and procedures, which includes a discussion of any exceptions, is contained in the Portfolio's SAI.

SHAREHOLDER COMMUNICATIONS

Your insurance company or plan sponsor is responsible for providing annual and semiannual reports, including the financial statements of the Portfolio. These reports show the Portfolio's investments and the market value of such investments, as well as other information about the Portfolio and its operations. Please contact your insurance company or plan sponsor to obtain these reports. The Trust's fiscal year ends December 31.

FINANCIAL HIGHLIGHTS

The financial highlights table is intended to help you understand the Portfolio's financial performance for the period ended December 31 of the fiscal years shown. Items "Net asset value, beginning of period" through "Net asset value, end of period" reflect financial results for a single Portfolio Share. The gross expense ratio reflects expenses prior to any expense offset arrangement and waivers (reimbursements), if applicable. The net expense ratio reflects expenses after any expense offset arrangement and waivers (reimbursements), if applicable. The information shown for the fiscal years ended December 31 has been audited by PricewaterhouseCoopers LLP, whose report, along with the Portfolio's financial statements, is included in the Annual Report, which is available upon request, and incorporated by reference into the SAI.

The total returns in the table represent the rate that an investor would have earned (or lost) on an investment in the Institutional Shares of the Portfolio (assuming reinvestment of all dividends and distributions) but do not include charges and expenses attributable to any insurance product. If these charges and expenses had been included, the performance for the years shown would be lower. "Total return" information may include adjustments in accordance with generally accepted accounting principles. As a result, returns may differ from returns for shareholder transactions.

Global Research Portfolio – Institutional Shares

	Years ended December 31				
	2018	2017	2016	2015	2014
Net asset value, beginning of period	\$51.20	\$40.63	\$40.24	\$41.45	\$38.99
<i>Income from investment operations:</i>					
Net investment income/(loss) ⁽¹⁾	0.62	0.51	0.45	0.35	0.51
Net gain/(loss) on securities (both realized and unrealized)	(4.09)	10.45	0.37	(1.28)	2.39
Total from investment operations	(3.47)	10.96	0.82	(0.93)	2.90
<i>Less distributions:</i>					
Dividends (from net investment income)	(0.60)	(0.39)	(0.43)	(0.28)	(0.44)
Total distributions	(0.60)	(0.39)	(0.43)	(0.28)	(0.44)
Net asset value, end of period	\$47.13	\$51.20	\$40.63	\$40.24	\$41.45
Total return	(6.87)%	27.03%	2.07%	(2.29)%	7.44%
Net assets, end of period (in thousands)	\$463,402	\$540,594	\$469,321	\$509,494	\$571,145
Average net assets for the period (in thousands)	\$533,418	\$512,287	\$478,402	\$560,660	\$577,941
Ratio of gross expenses to average net assets	0.60%	0.64%	0.65%	0.80%	0.61%
Ratio of net expenses to average net assets	0.60%	0.64%	0.65%	0.80%	0.61%
Ratio of net investment income/(loss) to average net assets	1.19%	1.05%	1.15%	0.83%	1.27%
Portfolio turnover rate	36%	41%	45%	50%	42%

(1) Per share amounts are calculated using the average shares outstanding method.

GLOSSARY OF INVESTMENT TERMS

This glossary provides a more detailed description of some of the types of securities, investment strategies, and other instruments in which the Portfolio may invest, as well as some general investment terms. The Portfolio may invest in these instruments to the extent permitted by its investment objective and policies. The Portfolio is not limited by this discussion and may invest in any other types of instruments not precluded by the policies discussed elsewhere in this Prospectus.

EQUITY AND DEBT SECURITIES

Average-Weighted Effective Maturity is a measure of a bond's maturity. The stated maturity of a bond is the date when the issuer must repay the bond's entire principal value to an investor. Some types of bonds may also have an "effective maturity" that is shorter than the stated date due to prepayment or call provisions. Securities without prepayment or call provisions generally have an effective maturity equal to their stated maturity. Average-weighted effective maturity is calculated by averaging the effective maturity of bonds held by a Portfolio with each effective maturity "weighted" according to the percentage of net assets that it represents.

Bank loans include institutionally-traded floating and fixed-rate debt securities generally acquired as a participation interest in or assignment of a loan originated by a lender or financial institution. Assignments and participations involve credit, interest rate, and liquidity risk. Interest rates on floating rate securities adjust with interest rate changes and/or issuer credit quality. If a Portfolio purchases a participation interest, it may only be able to enforce its rights through the lender and may assume the credit risk of both the borrower and the lender. There are also risks involved in purchasing assignments. If a loan is foreclosed, a Portfolio may become part owner of any collateral securing the loan and may bear the costs and liabilities associated with owning and disposing of any collateral. The Portfolio could be held liable as a co-lender. In addition, there is no assurance that the liquidation of any collateral from a secured loan would satisfy a borrower's obligations or that any collateral could be liquidated. A Portfolio may have difficulty trading assignments and participations to third parties or selling such securities in secondary markets, which in turn may affect the Portfolio's NAV.

Bonds are debt securities issued by a company, municipality, government, or government agency. The issuer of a bond is required to pay the holder the amount of the loan (or par value of the bond) at a specified maturity and to make scheduled interest payments.

Certificates of Participation ("COPs") are certificates representing an interest in a pool of securities. Holders are entitled to a proportionate interest in the underlying securities. Municipal lease obligations are often sold in the form of COPs.

Commercial paper is a short-term debt obligation with a maturity ranging from 1 to 270 days issued by banks, corporations, and other borrowers to investors seeking to invest idle cash. A Portfolio may purchase commercial paper issued in private placements under Section 4(2) of the Securities Act of 1933, as amended (the "1933 Act").

Common stocks are equity securities representing shares of ownership in a company and usually carry voting rights and earn dividends. Unlike preferred stock, dividends on common stock are not fixed but are declared at the discretion of the issuer's board of directors.

Convertible securities are preferred stocks or bonds that pay a fixed dividend or interest payment and are convertible into common stock at a specified price or conversion ratio.

Debt securities are securities representing money borrowed that must be repaid at a later date. Such securities have specific maturities and usually a specific rate of interest or an original purchase discount.

Depository receipts are receipts for shares of a foreign-based corporation that entitle the holder to dividends and capital gains on the underlying security. Receipts include those issued by domestic banks (American Depositary Receipts), foreign banks (Global or European Depositary Receipts), and broker-dealers (depository shares).

Duration is a measurement of price sensitivity to interest rate changes. Unlike average maturity, duration reflects both principal and interest payments. Generally, the higher the coupon rate on a bond, the lower its duration will be. The duration of a bond portfolio is calculated by averaging the duration of bonds held by a Portfolio with each duration "weighted" according to the percentage of net assets that it represents. Because duration accounts for interest payments, a Portfolio's duration is usually shorter than its average maturity. Securities with longer durations tend to be more sensitive to changes in interest rates, and are usually more volatile than securities with shorter duration. For example, the price of a bond portfolio

with an average duration of five years would be expected to fall approximately 5% if interest rates rose by one percentage point. A Portfolio with a longer portfolio duration is more likely to experience a decrease in its share price as interest rates rise.

Equity securities generally include domestic and foreign common stocks; preferred stocks; securities convertible into common stocks or preferred stocks; warrants to purchase common or preferred stocks; and other securities with equity characteristics.

Exchange-traded funds (“ETFs”) are index-based investment companies which hold substantially all of their assets in securities with equity characteristics. As a shareholder of another investment company, a Portfolio would bear its pro rata portion of the other investment company’s expenses, including advisory fees, in addition to the expenses the Portfolio bears directly in connection with its own operations.

Fixed-income securities are securities that pay a specified rate of return. The term generally includes short- and long-term government, corporate, and municipal obligations that pay a specified rate of interest, dividends, or coupons for a specified period of time. Coupon and dividend rates may be fixed for the life of the issue or, in the case of adjustable and floating rate securities, for a shorter period.

High-yield/high-risk bonds are bonds that are rated below investment grade by the primary rating agencies (i.e., BB+ or lower by Standard & Poor’s and Fitch, or Ba or lower by Moody’s). Other terms commonly used to describe such bonds include “lower rated bonds,” “non-investment grade bonds,” and “junk bonds.”

Mortgage- and asset-backed securities are shares in a pool of mortgages or other debt instruments. These securities are generally pass-through securities, which means that principal and interest payments on the underlying securities (less servicing fees) are passed through to shareholders on a pro rata basis. These securities involve prepayment risk, which is the risk that the underlying mortgages or other debt may be refinanced or paid off prior to their maturities during periods of declining interest rates. In that case, a Portfolio may have to reinvest the proceeds from the securities at a lower rate. Potential market gains on a security subject to prepayment risk may be more limited than potential market gains on a comparable security that is not subject to prepayment risk.

Mortgage dollar rolls are transactions in which a Portfolio sells a mortgage-related security, such as a security issued by Government National Mortgage Association, to a dealer and simultaneously agrees to purchase a similar security (but not the same security) in the future at a predetermined price. A “dollar roll” can be viewed as a collateralized borrowing in which a Portfolio pledges a mortgage-related security to a dealer to obtain cash.

Municipal securities are bonds or notes issued by a U.S. state or political subdivision. A municipal security may be a general obligation backed by the full faith and credit (i.e., the borrowing and taxing power) of a municipality or a revenue obligation paid out of the revenues of a designated project, facility, or revenue source.

Pass-through securities are shares or certificates of interest in a pool of debt obligations that have been repackaged by an intermediary, such as a bank or broker-dealer.

Passive foreign investment companies (“PFICs”) are any foreign corporations which generate certain amounts of passive income or hold certain amounts of assets for the production of passive income. Passive income includes dividends, interest, royalties, rents, and annuities. To avoid taxes and interest that a Portfolio must pay if these investments are profitable, the Portfolio may make various elections permitted by the tax laws. These elections could require that a Portfolio recognize taxable income, which in turn must be distributed, before the securities are sold and before cash is received to pay the distributions.

Pay-in-kind bonds are debt securities that normally give the issuer an option to pay cash at a coupon payment date or give the holder of the security a similar bond with the same coupon rate and a face value equal to the amount of the coupon payment that would have been made.

Preferred stocks are equity securities that generally pay dividends at a specified rate and have preference over common stock in the payment of dividends and liquidation. Preferred stock generally does not carry voting rights.

Real estate investment trust (“REIT”) is an investment trust that operates through the pooled capital of many investors who buy its shares. Investments are in direct ownership of either income property or mortgage loans.

Rule 144A securities are securities that are not registered for sale to the general public under the 1933 Act, but that may be resold to certain institutional investors.

Standby commitment is a right to sell a specified underlying security or securities within a specified period of time and at an exercise price equal to the amortized cost of the underlying security or securities plus accrued interest, if any, at the time of exercise, that may be sold, transferred, or assigned only with the underlying security or securities. A standby commitment entitles the holder to receive same day settlement, and will be considered to be from the party to whom the investment company will look for payment of the exercise price.

Step coupon bonds are high-quality issues with above-market interest rates and a coupon that increases over the life of the bond. They may pay monthly, semiannual, or annual interest payments. On the date of each coupon payment, the issuer decides whether to call the bond at par, or whether to extend it until the next payment date at the new coupon rate.

Strip bonds are debt securities that are stripped of their interest (usually by a financial intermediary) after the securities are issued. The market value of these securities generally fluctuates more in response to changes in interest rates than interest-paying securities of comparable maturity.

“To be announced” or “TBA” commitments are forward agreements for the purchase or sale of securities, including mortgage-backed securities, for a fixed price, with payment and delivery on an agreed upon future settlement date. The specific securities to be delivered are not identified at the trade date. However, delivered securities must meet specified terms, including issuer, rate, and mortgage terms.

U.S. Government securities include direct obligations of the U.S. Government that are supported by its full faith and credit. Treasury bills have initial maturities of less than one year, Treasury notes have initial maturities of one to ten years, and Treasury bonds may be issued with any maturity but generally have maturities of at least ten years. U.S. Government securities also include indirect obligations of the U.S. Government that are issued by federal agencies and government sponsored entities. Unlike Treasury securities, agency securities generally are not backed by the full faith and credit of the U.S. Government. Some agency securities are supported by the right of the issuer to borrow from the Treasury, others are supported by the discretionary authority of the U.S. Government to purchase the agency’s obligations, and others are supported only by the credit of the sponsoring agency.

Variable and floating rate securities have variable or floating rates of interest and, under certain limited circumstances, may have varying principal amounts. Variable and floating rate securities pay interest at rates that are adjusted periodically according to a specified formula, usually with reference to some interest rate index or market interest rate (the “underlying index”). The floating rate tends to decrease the security’s price sensitivity to changes in interest rates.

Warrants are securities, typically issued with preferred stock or bonds, which give the holder the right to buy a proportionate amount of common stock at a specified price. The specified price is usually higher than the market price at the time of issuance of the warrant. The right may last for a period of years or indefinitely.

Zero coupon bonds are debt securities that do not pay regular interest at regular intervals, but are issued at a discount from face value. The discount approximates the total amount of interest the security will accrue from the date of issuance to maturity. The market value of these securities generally fluctuates more in response to changes in interest rates than interest-paying securities.

FUTURES, OPTIONS, AND OTHER DERIVATIVES

Credit default swaps are a specific kind of counterparty agreement that allows the transfer of third party credit risk from one party to the other. One party in the swap is a lender and faces credit risk from a third party, and the counterparty in the credit default swap agrees to insure this risk in exchange for regular periodic payments.

Derivatives are financial instruments whose performance is derived from the performance of another asset (stock, bond, commodity, currency, interest rate or market index). Types of derivatives can include, but are not limited to options, forward contracts, swaps, and futures contracts.

Equity-linked structured notes are derivative securities which are specially designed to combine the characteristics of one or more underlying securities and their equity derivatives in a single note form. The return and/or yield or income component may be based on the performance of the underlying equity securities, an equity index, and/or option positions. Equity-linked structured notes are typically offered in limited transactions by financial institutions in either registered or non-registered form. An investment in equity-linked structured notes creates exposure to the credit risk of the issuing financial institution, as well as to the market risk of the underlying securities. There is no guaranteed return of principal with these securities, and

the appreciation potential of these securities may be limited by a maximum payment or call right. In certain cases, equity-linked structured notes may be more volatile and less liquid than less complex securities or other types of fixed-income securities. Such securities may exhibit price behavior that does not correlate with other fixed-income securities.

Equity swaps involve the exchange by two parties of future cash flow (e.g., one cash flow based on a referenced interest rate and the other based on the performance of stock or a stock index).

Forward contracts are contracts to purchase or sell a specified amount of a financial instrument for an agreed upon price at a specified time. Forward contracts are not currently exchange-traded and are typically negotiated on an individual basis. A Portfolio may enter into forward currency contracts for investment purposes or to hedge against declines in the value of securities denominated in, or whose value is tied to, a currency other than the U.S. dollar or to reduce the impact of currency appreciation on purchases of such securities. It may also enter into forward contracts to purchase or sell securities or other financial indices.

Futures contracts are contracts that obligate the buyer to receive and the seller to deliver an instrument or money at a specified price on a specified date. A Portfolio may buy and sell futures contracts on foreign currencies, securities, and financial indices including indices of U.S. Government, foreign government, equity, or fixed-income securities. A Portfolio may also buy options on futures contracts. An option on a futures contract gives the buyer the right, but not the obligation, to buy or sell a futures contract at a specified price on or before a specified date. Futures contracts and options on futures are standardized and traded on designated exchanges. To the extent a Portfolio engages in futures contracts on foreign exchanges, such exchanges may not provide the same protection as U.S. exchanges.

Indexed/structured securities are typically short- to intermediate-term debt securities whose value at maturity or interest rate is linked to currencies, interest rates, equity securities, indices, commodity prices, or other financial indicators. Such securities may be positively or negatively indexed (e.g., their value may increase or decrease if the reference index or instrument appreciates). Indexed/structured securities may have return characteristics similar to direct investments in the underlying instruments and may be more volatile than the underlying instruments. A Portfolio bears the market risk of an investment in the underlying instruments, as well as the credit risk of the issuer.

Inflation-linked swaps involve the exchange by a Portfolio with another party of their respective commitments to pay or receive interest (e.g., an exchange of fixed rate payments for floating rate payments or an exchange of floating rate payments based on two different reference indices). By design, one of the reference indices is an inflation index, such as the Consumer Price Index.

Interest rate swaps involve the exchange by two parties of their respective commitments to pay or receive interest (e.g., an exchange of floating rate payments for fixed rate payments).

Inverse floaters are debt instruments whose interest rate bears an inverse relationship to the interest rate on another instrument or index. For example, upon reset, the interest rate payable on the inverse floater may go down when the underlying index has risen. Certain inverse floaters may have an interest rate reset mechanism that multiplies the effects of change in the underlying index. Such mechanism may increase the volatility of the security's market value.

Options are the right, but not the obligation, to buy or sell a specified amount of securities or other assets on or before a fixed date at a predetermined price. A Portfolio may purchase and write put and call options on securities, securities indices, and foreign currencies. A Portfolio may purchase or write such options individually or in combination.

Participatory notes are derivative securities which are linked to the performance of an underlying Indian security and which allow investors to gain market exposure to Indian securities without trading directly in the local Indian market.

Total return swaps involve an exchange by two parties in which one party makes payments based on a set rate, either fixed or variable, while the other party makes payments based on the return of an underlying asset, which includes both the income it generates and any capital gains over the payment period. A fixed-income total return swap may be written on many different kinds of underlying reference assets, and may include different indices for various kinds of debt securities (e.g., U.S. investment grade bonds, high-yield bonds, or emerging market bonds).

OTHER INVESTMENTS, STRATEGIES, AND/OR TECHNIQUES

Cash sweep program is an arrangement in which a Portfolio's uninvested cash balance is used to purchase shares of affiliated or non-affiliated money market funds or cash management pooled investment vehicles at the end of each day.

Diversification is a classification given to a fund under the Investment Company Act of 1940, as amended (the “1940 Act”). Portfolios are classified as either “diversified” or “nondiversified.” To be classified as “diversified” under the 1940 Act, a portfolio may not, with respect to 75% of its total assets, invest more than 5% of its total assets in any issuer and may not own more than 10% of the outstanding voting securities of an issuer. A portfolio that is classified as “nondiversified” under the 1940 Act, on the other hand, has the flexibility to take larger positions in a smaller number of issuers than a portfolio that is classified as “diversified.” However, because the appreciation or depreciation of a single security may have a greater impact on the net asset value of a portfolio which is classified as nondiversified, its share price can be expected to fluctuate more than a comparable portfolio which is classified as diversified.

Industry concentration for purposes under the 1940 Act is the investment of 25% or more of a Portfolio’s total assets in an industry or group of industries.

Leverage is investment exposure which exceeds the initial amount invested. Leverage occurs when a Portfolio increases its assets available for investment using reverse repurchase agreements or other similar transactions. In addition, other investment techniques, such as short sales and certain derivative transactions, can create a leveraging effect. Engaging in transactions using leverage or those having a leveraging effect subjects a Portfolio to certain risks. Leverage can magnify the effect of any gains or losses, causing a Portfolio to be more volatile than if it had not been leveraged. Certain commodity-linked derivative investments may subject a Portfolio to leveraged market exposure to commodities. In addition, a Portfolio’s assets that are used as collateral to secure short sale transactions may decrease in value while the short positions are outstanding, which may force the Portfolio to use its other assets to increase collateral. There is no assurance that a leveraging strategy will be successful.

Market capitalization is the most commonly used measure of the size and value of a company. It is computed by multiplying the current market price of a share of the company’s stock by the total number of its shares outstanding. Market capitalization is an important investment criterion for certain portfolios, while others do not emphasize investments in companies of any particular size.

Repurchase agreements involve the purchase of a security by a Portfolio and a simultaneous agreement by the seller (generally a bank or dealer) to repurchase the security from the Portfolio at a specified date or upon demand. This technique offers a method of earning income on idle cash. These securities involve the risk that the seller will fail to repurchase the security, as agreed. In that case, a Portfolio will bear the risk of market value fluctuations until the security can be sold and may encounter delays and incur costs in liquidating the security.

Reverse repurchase agreements involve the sale of a security by a Portfolio to another party (generally a bank or dealer) in return for cash and an agreement by the Portfolio to buy the security back at a specified price and time. This technique will be used primarily to provide cash to satisfy unusually high redemption requests, or for other temporary or emergency purposes.

Short sales in which a Portfolio may engage may be either “short sales against the box” or other short sales. Short sales against the box involve selling short a security that a Portfolio owns, or a Portfolio has the right to obtain the amount of the security sold short at a specified date in the future. A Portfolio may also enter into a short sale to hedge against anticipated declines in the market price of a security or to reduce portfolio volatility. If the value of a security sold short increases prior to the scheduled delivery date, the Portfolio loses the opportunity to participate in the gain. For short sales, the Portfolio will incur a loss if the value of a security increases during this period because it will be paying more for the security than it has received from the purchaser in the short sale. If the price declines during this period, a Portfolio will realize a short-term capital gain. Although a Portfolio’s potential for gain as a result of a short sale is limited to the price at which it sold the security short less the cost of borrowing the security, its potential for loss is theoretically unlimited because there is no limit to the cost of replacing the borrowed security.

When-issued, delayed delivery, and forward commitment transactions generally involve the purchase of a security with payment and delivery at some time in the future – i.e., beyond normal settlement. A Portfolio does not earn interest on such securities until settlement and bears the risk of market value fluctuations in between the purchase and settlement dates. New issues of stocks and bonds, private placements, and U.S. Government securities may be sold in this manner.

This page intentionally left blank.

This page intentionally left blank.

This page intentionally left blank.

You can make inquiries and request other information, including a Statement of Additional Information, annual report, or semiannual report (as they become available), free of charge, by contacting your insurance company or plan sponsor, or by contacting a Janus Henderson representative at 1-877-335-2687. The Portfolio's Statement of Additional Information and most recent annual and semiannual reports are also available, free of charge, at janushenderson.com/VIT. Additional information about the Portfolio's investments is available in the Portfolio's annual and semiannual reports. In the Portfolio's annual and semiannual reports, you will find a discussion of the market conditions and investment strategies that significantly affected the Portfolio's performance during its last fiscal period. Other information is also available from financial intermediaries that sell Shares of the Portfolio.

The Statement of Additional Information provides detailed information about the Portfolio and is incorporated into this Prospectus by reference. Reports and other information about the Portfolio are available on the Electronic Data Gathering Analysis and Retrieval (EDGAR) Database on the SEC's website at <http://www.sec.gov>. You may obtain copies of this information, after paying a duplicating fee, by electronic request at the following e-mail address: publicinfo@sec.gov.

Janus Henderson — INVESTORS —

janushenderson.com/VIT

151 Detroit Street
Denver, CO 80206-4805
1-877-335-2687



Prospectus

May 1, 2019

T. ROWE PRICE

Government Money Portfolio

The fund is only available as an investment option for variable annuity and variable life insurance contracts.

The Securities and Exchange Commission (SEC) has not approved or disapproved these securities or passed upon the adequacy of this prospectus. Any representation to the contrary is a criminal offense.

Table of Contents

1	SUMMARY	
	Government Money Portfolio	1
2	MORE ABOUT THE FUND	
	Organization and Management	5
	More Information About the Fund's Principal Investment Strategies and Its Principal Risks	6
	Investment Policies and Practices	8
	Financial Highlights	10
	Disclosure of Fund Portfolio Information	11
3	T. ROWE PRICE ACCOUNT INFORMATION	
	Investing in T. Rowe Price Variable Insurance Portfolios	13
	Distribution and Shareholder Servicing Fees	13
	Pricing of Shares and Transactions	13
	General Policies Relating to Transactions	15
	Information on Distributions and Taxes	17
	Rights Reserved by the Funds	18

Investment Objective

The fund's goals are preservation of capital, liquidity, and, consistent with these, the highest possible current income.

Fees and Expenses

This table describes the fees and expenses that you may pay if you buy and hold shares of the fund. There may be additional expenses that apply, as described in your insurance contract prospectus, which are not reflected in the table.

Fees and Expenses of the Fund

	Annual fund operating expenses (expenses that you pay each year as a percentage of the value of your investment)
Management fees	0.55%
Other expenses	—
Total annual fund operating expenses	0.55

Example This example is intended to help you compare the cost of investing in the fund with the cost of investing in other mutual funds. The example assumes that you invest \$10,000 in the fund for the time periods indicated and then redeem all of your shares at the end of those periods, that your investment has a 5% return each year, and that the fund's operating expenses remain the same. Although your actual costs may be higher or lower, based on these assumptions your costs would be:

1 year	3 years	5 years	10 years
\$56	\$176	\$307	\$689

Investments, Risks, and Performance

Principal Investment Strategies The fund is a money market fund managed in compliance with Rule 2a-7 under the Investment Company Act of 1940. Under normal conditions, the fund invests at least 80% of its net assets in government securities and repurchase agreements that are collateralized by government securities. The fund qualifies as a "government money market fund" in accordance with Rule 2a-7. "Government money market funds" are required to invest at least 99.5% of their total assets in cash, U.S. government securities, and/or repurchase agreements that are fully collateralized by government securities or cash. Government securities include any security issued or guaranteed as to principal or interest by the U.S. government and its agencies or instrumentalities. A repurchase agreement is a contract under which the fund (buyer) purchases a security, usually a U.S. government or agency security, from a bank or well-established securities dealer (seller) that requires the seller to repurchase the securities from the fund at a specific price on a designated date (which is often the next business day).

Rule 2a-7 does not require government money market funds to impose liquidity fees or temporary redemption gates. The fund has no intention to voluntarily impose liquidity fees and/or redemption gates, although the fund's Board of Directors reserves the right to impose liquidity fees and redemption gates in the future.

The fund is managed to provide a stable share price of \$1.00 by investing in only U.S. dollar-denominated money market securities. Money market securities are generally high-quality, short-term obligations issued by companies or governmental entities. The securities purchased by the fund are subject to the maturity, quality, diversification, and other requirements of Rule 2a-7. The fund's weighted average maturity will not exceed 60 calendar days, the fund's weighted average life will not exceed 120 calendar days, and the fund will not purchase any security with a remaining maturity longer than 397 calendar days (unless otherwise permitted by Rule 2a-7, such as certain variable and floating rate instruments). When calculating its weighted average maturity, the fund may shorten its maturity by using the interest rate resets of certain adjustable rate securities. The fund may not take into account these resets when calculating its weighted average life.

All securities purchased by the fund present minimal credit risk in the opinion of T. Rowe Price. In selecting securities for the fund, the portfolio manager may examine relationships among yields of various types and maturities in the context of interest rate outlooks. The fund's yield will fluctuate with changes in short-term interest rates.

The fund may sell holdings for a variety of reasons, such as to adjust the portfolio's average maturity or to shift assets into and out of higher-yielding or different sectors.

Principal Risks As with any mutual fund, there can be no guarantee the fund will achieve its objective. You could lose money by investing in the fund. Although the fund seeks to preserve the value of your investment at \$1.00 per share, it cannot guarantee it will do so. An investment in the fund is not insured or guaranteed by the Federal Deposit Insurance Corporation or any other government agency. T. Rowe Price Associates, Inc. has no legal obligation to provide financial support to the fund, and you should not expect that T. Rowe Price Associates, Inc. will provide financial support to the fund at any time.

Money market funds have experienced significant pressures from shareholder redemptions, issuer credit downgrades, illiquid markets, and historically low yields on the securities they can hold. There have been a very small number of money market funds in other fund complexes that have “broken the buck,” which means that those funds’ investors did not receive \$1.00 per share for their investment in those funds. The potential for realizing a loss of principal in the fund could derive from:

Credit risks An issuer of a debt instrument, or a counterparty to a repurchase agreement entered into by the fund, could suffer an adverse change in financial condition that results in a payment default (failure to make scheduled interest or principal payments), rating downgrade, or inability to meet a financial obligation. Although the fund only purchases securities that present minimal credit risk in the opinion of T. Rowe Price, the credit quality of the fund’s holdings could change rapidly during periods of market stress. The fund’s credit risk is reduced to the extent the fund invests in securities that are backed by the full faith and credit of the U.S. government.

Interest rate risks A decline in interest rates may lower the fund’s yield, or a rise in the overall level of interest rates may cause a decline in the prices of fixed income securities held by the fund. The fund’s yield will vary; it is not fixed for a specific period like the yield on a bank certificate of deposit. This is a disadvantage when interest rates are falling because the fund would have to reinvest at lower interest rates. In recent years, the U.S. and many global markets have experienced historically low interest rates. However, interest rates have begun to rise and may continue doing so, increasing the exposure of money market investors such as the fund to the risks associated with rising interest rates. A sharp and unexpected rise in interest rates could increase the likelihood that the fund’s share price will drop below a dollar.

Liquidity risks The fund may not be able to sell a holding in a timely manner at its current carrying value. The fund may experience heavy redemptions, particularly during periods of declining or illiquid markets, which could cause the fund to liquidate its assets at inopportune times or at a depressed value and affect the fund’s ability to maintain a \$1.00 share price. In addition, the fund may suspend redemptions when permitted by applicable regulations and the fund’s organizational documents.

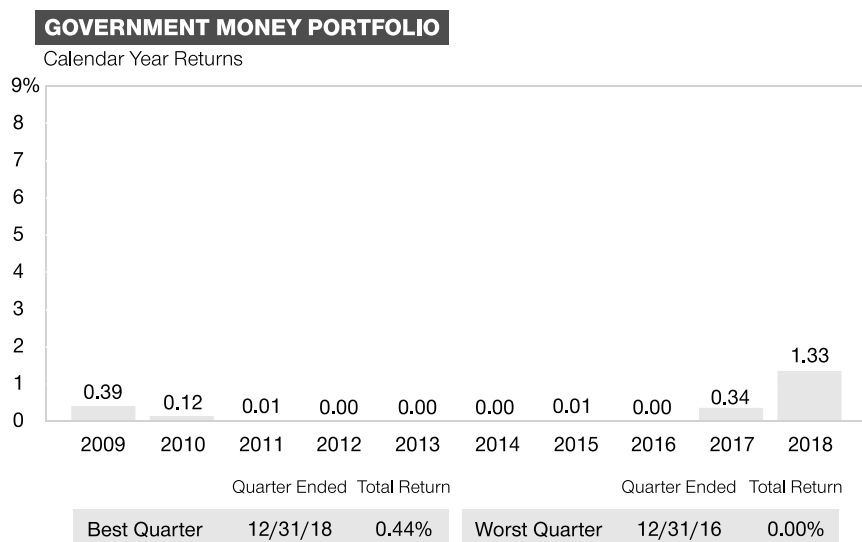
Stable net asset value risks The fund may not be able to maintain a stable \$1.00 share price at all times. If a money market fund fails to maintain a stable net asset value, or if there is a perceived threat that a money market fund is likely to fail to maintain a stable net asset value, money market funds in general, including the fund, could experience significant redemption activity. This could reduce the market prices of securities held by the fund and make it more difficult for the fund to maintain a stable \$1.00 share price. Increases in demand for government securities may cause the yield on those securities to fall or even drop to a negative rate, which could affect the fund’s ability to maintain a \$1.00 share price. The fund’s shareholders should not rely on or expect the fund’s investment adviser or an affiliate to purchase distressed assets from the fund, enter into capital support agreements with the fund, make capital infusions into the fund, or take other actions to help the fund maintain a stable \$1.00 share price.

Repurchase agreement risks A counterparty to a repurchase agreement may become insolvent or fail to repurchase securities from the fund as required, which could increase the fund’s costs or prevent the fund from immediately accessing its collateral.

Performance The following performance information provides some indication of the risks of investing in the fund. The fund’s performance information represents only past performance and is not necessarily an indication of future results.

The performance for the periods prior to May 1, 2016 reflects the performance of the fund while it was named the T. Rowe Price Prime Reserve Portfolio. Prior to May 1, 2016, the fund operated as a prime money market fund and invested in certain types of securities that the fund is no longer permitted to hold. Consequently, the performance information below may have been different if the current investment limitations had been in effect during the period prior to the fund’s conversion to a government money market fund.

The following bar chart illustrates how much returns can differ from year to year by showing calendar year returns and the best and worst calendar quarter returns during those years for the fund.



The following table shows the average annual total returns for the fund, and also compares the returns with the returns of a comparative index that has investment characteristics similar to those of the fund.

Average Annual Total Returns

Periods ended December 31, 2018				
	1 Year	5 Years	10 Years	Inception date
Government Money Portfolio	1.33 %	0.33 %	0.22 %	12/31/1996
Lipper Variable Annuity Underlying Money Market Funds Average (reflects no deduction for fees, expenses, or taxes)				
	1.31	0.35	0.21	

Updated performance information is available through troweprice.com.

Management

Investment Adviser T. Rowe Price Associates, Inc. (T. Rowe Price or Price Associates)

Portfolio Manager	Title	Managed Fund Since	Joined Investment Adviser
Joseph K. Lynagh	Chairman of Investment Advisory Committee	2009	1990

Purchase and Sale of Fund Shares

The fund is not sold directly to the general public but is instead offered as an underlying investment option for variable annuity or variable life insurance contracts. Although the fund does not require a minimum amount for initial or subsequent purchases from insurance companies, your insurance company may impose investment minimums for your purchases of the fund.

You may purchase, redeem, or exchange shares of the fund on any day the New York Stock Exchange is open for business. You must purchase, redeem, and exchange shares through your insurance company.

Tax Information

The fund distributes any dividends and capital gains to its shareholders, which are the insurance company separate accounts that sponsor your variable annuity or variable life insurance contract. Variable product owners seeking to understand the tax consequences of their investment, including redemptions of fund shares and the impact of dividend and capital gains distributions by the fund, should consult with the insurance company that issued their variable product or refer to their variable annuity or variable life insurance contract prospectus.

Payments to Insurance Companies, Broker-Dealers, and Other Financial Intermediaries

The fund is generally available only through variable annuity or variable life insurance contracts. The fund and/or its related companies may make payments to a sponsoring insurance company or other financial intermediary for the sale of fund shares and related services. These payments may create a conflict of interest by influencing the insurance company or other financial intermediary to recommend the fund over another investment option or by influencing an insurance company to include the fund as an underlying investment option in a variable contract. The prospectus (or other offering document) for your variable contract may contain additional information about these payments. Ask your insurance company or financial intermediary, or visit your insurance company's or financial intermediary's website, for more information.

ORGANIZATION AND MANAGEMENT

How is the fund organized?

T. Rowe Price Fixed Income Series, Inc. (the “Corporation”) was incorporated in Maryland in 1994. Currently, the Corporation consists of two series, each representing a separate pool of assets with different investment objectives and investment policies.

The Government Money Portfolio is managed in a manner similar to the T. Rowe Price Government Money Fund, a fund with the same objective and investment program as the Government Money Portfolio but offered to the general public and not to insurance company separate accounts. However, investors should be aware that the Government Money Portfolio is not the same as the T. Rowe Price Government Money Fund and will not have the same performance. Investments made by the Government Money Portfolio at any given time may not be the same as those made by the T. Rowe Price Government Money Fund. Different performance will result due to factors such as differences in the cash flows into and out of the funds, different fees and expenses, and differences in net assets and size of holdings.

What is meant by “shares”?

Contract holders and participants indirectly (through the insurance company separate account) purchase shares when they put money in a fund offered as an investment option in their insurance contracts. These shares are part of the fund’s authorized capital stock, but share certificates are not issued.

Each share and fractional share entitles the shareholder (the insurance company separate account) to cast one vote per share on certain fund matters, including the election of fund directors, changes in fundamental policies, or approval of material changes to the fund’s investment management agreement.

The shares of the fund have equal voting rights. The various insurance companies own the outstanding shares of the fund in their separate accounts. These separate accounts are registered under the Investment Company Act of 1940 or are exempted from registration thereunder. Under current law, the insurance companies must vote the shares held in registered separate accounts in accordance with voting instructions received from variable contract holders or participants having the right to give such instructions.

Does the fund have annual shareholder meetings?

The mutual funds that are sponsored and managed by T. Rowe Price (the “T. Rowe Price Funds”) are not required to hold regularly scheduled shareholder meetings. To avoid unnecessary costs to the funds’ shareholders, shareholder meetings are only held when certain matters, such as changes in fundamental policies or elections of directors, must be decided. In addition, shareholders representing at least 10% of all eligible votes may call a special meeting for the purpose of voting on the removal of any fund director. If a meeting is held and you cannot attend, you can vote by proxy. Before the meeting, the insurance company will send or make available to you the fund’s proxy materials that explain the matters to be decided and include instructions on voting by mail, telephone, or the Internet.

Who runs the fund?**General Oversight**

The fund is governed by a Board of Directors (the “Board”) that meets regularly to review the fund’s investments, performance, expenses, and other business affairs. The Board elects the fund’s officers. At least 75% of Board members are independent of T. Rowe Price and its affiliates (the “Firm”).

Investment Adviser

T. Rowe Price is the fund’s investment adviser and oversees the selection of the fund’s investments and management of the fund’s portfolio pursuant to an investment management agreement between the investment adviser and the fund. T. Rowe Price is an SEC-registered investment adviser that provides investment management services to individual and institutional investors, and sponsors and serves as adviser and subadviser to registered investment companies, institutional separate accounts, and common trust funds. The address for T. Rowe Price is 100 East Pratt Street, Baltimore, Maryland 21202. As of December 31, 2018, the Firm had approximately \$962 billion in assets under management and provided investment management services for more than 7 million individual and institutional investor accounts.

Portfolio Management

T. Rowe Price has established an Investment Advisory Committee with respect to the fund. The committee chairman has day-to-day responsibility for managing the fund's portfolio and works with the committee in developing and executing the fund's investment program. The members of the committee are as follows: Joseph K. Lynagh, Chairman, Colin T. Bando, M. Helena Condez, Stephanie A. Gentile, Alan D. Levenson, Cheryl A. Mickel, Chen Shao, Jeanny Silva, and Douglas D. Spratley. The following information provides the year that the chairman (portfolio manager) first joined the Firm and the chairman's specific business experience during the past five years (although the chairman may have had portfolio management responsibilities for a longer period). Mr. Lynagh has been chairman of the committee since 2009. He joined the Firm in 1990 and his investment experience dates from 1994. He has served as a portfolio manager throughout the past five years. The Statement of Additional Information provides additional information about the portfolio manager's compensation, other accounts managed by the portfolio manager, and the portfolio manager's ownership of the fund's shares.

The Management Fee

The fund pays the investment adviser an annual all-inclusive management fee of 0.55% based on the fund's average daily net assets. The management fee is calculated and accrued daily and it includes investment management services and ordinary, recurring operating expenses, but does not cover interest; expenses related to borrowing, taxes, and brokerage and other transaction costs; or nonrecurring, extraordinary expenses.

In an effort to maintain a zero or positive net yield for the fund, T. Rowe Price may voluntarily waive all or a portion of the management fee it is entitled to receive from the fund or pay all or a portion of the fund's operating expenses. T. Rowe Price may amend or terminate this arrangement at any time without prior notice. Fees waived and expenses paid under this arrangement are not subject to reimbursement to T. Rowe Price by the fund.

A discussion about the factors considered by the Board and its conclusions in approving the fund's investment management agreement (and any subadvisory agreement, if applicable) appear in the fund's semiannual report to contract holders for the period ended June 30.

Variable Annuity Contracts and Variable Life Insurance Charges

Variable annuity and variable life fees and charges imposed on contract holders and participants by the insurance companies are in addition to those described previously and are described in the variable annuity and variable life contract prospectuses.

Variable Annuity Contracts and Variable Life Insurance Conflicts

The fund may serve as an investment medium for both variable annuity contracts and variable life insurance policies. Shares of the fund may be offered to separate accounts established by any number of insurance companies. The fund currently does not foresee any disadvantages to variable annuity contract owners due to the fact that the fund may serve as an investment medium for both variable life insurance policies and annuity contracts; however, due to differences in tax treatment or other considerations, it is theoretically possible that the interests of owners of annuity contracts and insurance policies for which the fund serves as an investment medium might at some time be in conflict. The fund's Board is required to monitor events to identify any material conflicts between variable annuity contract owners and variable life policy owners, and will determine what action, if any, should be taken in the event of such a conflict. If such a conflict were to occur, an insurance company participating in the fund might be required to redeem the investment of one or more of its separate accounts from the fund. This might force the fund to sell securities at disadvantageous prices.

MORE INFORMATION ABOUT THE FUND'S PRINCIPAL INVESTMENT STRATEGIES AND ITS PRINCIPAL RISKS

For a money market fund, a security may need to be sold if its maturity or credit quality is not acceptable under Rule 2a-7.

Rule 2a-7 requires money market funds to purchase securities that have a remaining maturity of no more than 397 calendar days (unless otherwise permitted under Rule 2a-7) and that have been determined by a money market fund's Board (or the fund's investment adviser, if the Board delegates such power to the adviser) to present minimal credit risks to the fund. T. Rowe Price will consider certain factors when determining whether a security presents minimal credit risks to the fund, including the capacity of each security's issuer or guarantor to meet its financial obligations. The adviser generally relies on its own credit ratings when selecting investments for the fund.

The fund's weighted average maturity will not exceed 60 calendar days, the fund's weighted average life will not exceed 120 calendar days, and the fund will not purchase any security with a remaining maturity longer than what is permitted under Rule 2a-7. The fund's yield will fluctuate in response to changes in interest rates, but the fund is managed to maintain a stable share price of \$1.00.

The principal risks associated with the fund's principal investment strategies include the following:

Interest rate risks A decline in interest rates may lower the fund's yield, or a rise in the overall level of interest rates may cause a decline in the prices of fixed income securities held by the fund. The fund's yield will vary; it is not fixed for a specific period like the yield on a bank certificate of deposit. However, the extremely short maturity of securities held in money market portfolios—a means of achieving an overall fund objective of principal safety—reduces the likelihood of price fluctuation resulting from changes in interest rates.

Credit risks An issuer of a debt instrument held by the fund may default (fail to make scheduled interest or principal payments), potentially reducing the fund's income and share price. Credit risk is increased when portfolio holdings are downgraded or the perceived financial condition of an issuer or counterparty deteriorates. Rule 2a-7 requires money market funds to purchase securities that have a maturity of no more than 397 calendar days, and which have been determined by T. Rowe Price, pursuant to guidelines approved by the fund's Board, to present minimal credit risk to the fund.

The fund is subject to the risk that T. Rowe Price's credit risk determinations may be incorrect. In addition, the credit quality of a money market fund's portfolio securities can change rapidly in certain market conditions, which could result in significant net asset value deterioration and the inability to maintain a net asset value of \$1.00 per share. Shareholders may bear the risk if the fund is unable to maintain a net asset value of \$1.00 per share.

Liquidity risks The fund may not be able to meet requests to redeem shares issued by the fund without significant dilution of the remaining shareholders' interest in the fund. In addition, the fund may not be able to sell a holding in a timely manner at a desired price. Sectors of the bond market can experience sudden downturns in trading activity. During periods of reduced market liquidity, the spread between the price at which a security can be bought and the price at which it can be sold can widen, and the fund may not be able to sell a holding readily at a price that reflects what the fund believes it should be worth. Securities with lower overall liquidity can also become more difficult to value.

Stable net asset value risks The fund may not be able to maintain a stable \$1.00 share price at all times. The fund's shareholders should not rely on or expect the fund's investment adviser or an affiliate to purchase distressed assets from the fund, enter into capital support agreements with the fund, make capital infusions into the fund, or take other actions to help the fund maintain a stable \$1.00 share price.

Repurchase agreement risks The counterparty to a repurchase agreement may be unable to repurchase the securities from the fund as required, causing the fund to experience delays in accessing its collateral or additional costs in disposing of the collateral. If a counterparty becomes insolvent and seeks relief under the bankruptcy laws, the fund may be limited or delayed in its ability to exercise its rights to liquidate assets or may be required to accept collateral related to a repurchase agreement that will need to be liquidated in order to maintain compliance with the fund's investment restrictions.

Efforts to reduce risks Consistent with the fund's objective, the portfolio manager uses various tools to try to reduce risks and increase total return, including:

- Attempting to reduce the impact of a single holding on the fund's net asset value.
- Thorough credit research performed by T. Rowe Price analysts.
- Maturity adjustments to reflect the portfolio manager's interest rate outlook.

Cybersecurity risks The fund may be subject to operational and information security risks resulting from breaches in cybersecurity. Cybersecurity breaches may involve unauthorized access to the digital information systems (e.g., through "hacking" or malicious software coding) of the fund or its third-party service providers, but may also result from outside attacks such as denial-of-service attacks. These breaches may, among other things, result in financial losses to the fund and its shareholders, cause the fund to lose proprietary information, disrupt business operations, or result in the unauthorized release of confidential information. Further, cybersecurity breaches involving third-party service providers, trading counterparties, or issuers in which the fund invests could subject the fund to many of the same risks associated with direct breaches.

The Statement of Additional Information contains more detailed information about the fund and its investments, operations, and expenses.

INVESTMENT POLICIES AND PRACTICES

This section provides a more detailed description of the various types of portfolio holdings and investment practices that may be used by the fund to execute its overall investment program. Some of these holdings and investment practices are considered to be principal investment strategies of the fund and have already been described earlier in this prospectus. Any of the following holdings and investment practices that were not already described in Section 1 of this prospectus are not considered part of the fund's principal investment strategies, but they may be used by the fund to help achieve its investment objective. The fund's investments may be subject to further restrictions and risks described in the Statement of Additional Information.

Shareholder approval is required to substantively change the fund's investment objective. Shareholder approval is also required to change certain investment restrictions noted in the following section as "fundamental policies." Portfolio managers also follow certain "operating policies" that can be changed without shareholder approval. Shareholders will receive at least 60 days' prior notice of a change in a fund's policy requiring it to invest at least 80% of net assets in government securities and repurchase agreements that are collateralized by government securities.

Certain investment restrictions, such as a required minimum or maximum investment in a particular type of security, are measured at the time the fund purchases a security. The status, market value, maturity, duration, credit quality, or other characteristics of the fund's securities may change after they are purchased, and this may cause the amount of the fund's assets invested in such securities to exceed the stated maximum restriction or fall below the stated minimum restriction. For some of these changes, it would not be considered a violation of the investment restriction and will not require the sale of an investment if it was proper at the time the investment was made (this exception does not apply to the fund's borrowing policy). However, certain changes will require holdings to be sold or purchased by the fund during the time it is above or below the stated percentage restriction in order for the fund to be in compliance with applicable restrictions. Except as may be required by Rule 2a-7 under the Investment Company Act of 1940, a later change in circumstances will not require the sale of an investment if it was proper at the time it was made.

Changes in the fund's holdings, the fund's performance, and the contribution of various investments to the fund's performance are discussed in the shareholder reports.

Portfolio managers have considerable discretion in choosing investment strategies and selecting securities they believe will help achieve the fund's objective.

Types of Portfolio Securities

In seeking to meet its investment objective, the fund may invest in any type of security or instrument whose investment characteristics are consistent with its investment program, which will generally be U.S. government securities, cash, and/or repurchase agreements that are fully collateralized by government securities or cash. The following pages describe various types of the fund's holdings and investment management practices, some of which are also described as part of the fund's principal investment strategies.

Operating policy Except as permitted by Rule 2a-7, the fund will not purchase any security (other than U.S. government securities or repurchase agreements collateralized by cash or U.S. government securities) if it would cause the fund to have more than 5% of its total assets in the securities of any single issuer, including affiliates of the issuer (other than for certain temporary, limited purposes). In addition, the fund will not purchase any security subject to a guarantee (or a demand feature) if it would cause the fund to have more than 10% of its total assets in securities subject to a guarantee (or a demand feature) provided by any one guarantor.

Money Market Securities

Money market securities are short-term obligations issued by companies or governmental entities. Money market securities may be interest-bearing or discounted to reflect the rate of interest paid. In the case of interest-bearing securities, the issuer has a contractual obligation to pay coupon interest at a stated rate on specific dates and to repay the face value on a specified date. In the case of a discount security, no coupon interest is paid, but the security's price is discounted so that the interest is accrued until the security matures at face value. In either case, an issuer may have the right to redeem or "call" the security before maturity, and the investor may have to reinvest the proceeds at lower market rates.

Except for adjustable rate instruments, a money market security's interest rate, as reflected in the coupon rate or discount, is usually fixed for the life of the security. Its current yield (coupon or discount as a percent of current price) will fluctuate to reflect changes in interest rate levels. A money market security's price usually rises when interest rates fall, and vice versa.

Money market securities may be unsecured (backed by the issuer's general creditworthiness only) or secured (also backed by specified collateral).

Certain money market securities have interest rates that are adjusted periodically. These interest rate adjustments tend to minimize fluctuations in the securities' principal values. When calculating its weighted average maturity, the fund may use the interest rate resets to shorten the maturity of these securities in accordance with Rule 2a-7. A fund may not use these interest rate resets to shorten the maturity of these securities when calculating its weighted average life.

Under normal conditions, the fund invests at least 80% of its net assets in government securities and repurchase agreements that are collateralized by government securities. The fund qualifies as a "government money market fund" pursuant to Rule 2a-7.

"Government money market funds" are required to invest at least 99.5% of their total assets in cash, U.S. government securities, and/or repurchase agreements that are fully collateralized by government securities or cash. Government securities include any security issued or guaranteed as to principal or interest by the United States and its agencies or instrumentalities. The fund may invest a de minimis amount (i.e., up to 0.5% of net assets) in non-government money market securities.

The main types of money market securities in which the fund can invest include:

Agency Notes Debt obligations of agencies sponsored by the U.S. government that are not backed by its full faith and credit. Agency notes are supported only by the credit of the instrumentality, which may or may not include the right of the issuer to borrow from the U.S. Treasury.

U.S. Treasury Securities The fund may purchase securities issued by the U.S. Treasury, which are debt obligations of the U.S. government. Such securities are backed by the full faith and credit of the U.S. government. U.S. Treasury securities may include Treasury inflation protected securities, which unlike conventional Treasury securities, are structured to provide some protection against rising inflation. U.S. Treasury securities may also include floating rate U.S. Treasury notes and Treasury STRIPS, which are zero-coupon securities created by separating the principal and interest payments on U.S. Treasury securities.

Other Securities Backed by the Full Faith and Credit of the U.S. Government The fund may purchase securities of U.S. government agencies and instrumentalities that are backed by the full faith and credit of the U.S. government, such as securities of the Government National Mortgage Association, the Federal Housing Administration, the General Services Administration, the Maritime Administration, and the Small Business Administration. These may also include securities issued by nongovernmental entities as long as they are guaranteed by a government agency or instrumentality, and any other securities that are backed by the full faith and credit of the U.S. government as they become available.

The fund may also invest in non-U.S. Treasury securities that are not backed by the full faith and credit of the U.S. government, including securities issued by government agencies.

Repurchase Agreements Contracts, usually involving U.S. government securities, that require one party to repurchase securities at a fixed price on a designated date. The fund will only enter into repurchase agreements that are fully collateralized and involve securities of the type (excluding any maturity limitations) in which it could otherwise invest, to the extent permitted by Rule 2a-7 under the Investment Company Act of 1940. In addition, the fund will only enter into repurchase agreements with counterparties that are approved by T. Rowe Price.

Operating policy The fund must invest at least 80% of its net assets in government securities and repurchase agreements that are collateralized by government securities.

Operating policy The fund invests at least 99.5% of its total assets in cash, U.S. government securities, and/or repurchase agreements that are fully collateralized by government securities or cash.

Asset-Backed Securities

An underlying pool of assets, such as credit card or automobile trade receivables or corporate loans or bonds, backs these bonds and provides the interest and principal payments to investors. On occasion, the pool of assets may also include a swap obligation, which is used to change the cash flows on the underlying assets. As an example, a swap may be used to allow floating rate assets to back a fixed rate obligation. Credit quality depends primarily on the quality of the underlying assets, the level of any credit support provided by the structure or by a third-party insurance wrap or a line of credit, and the credit quality of the swap counterparty, if any. The underlying assets (i.e., loans) are sometimes subject to prepayments, which can shorten the security's effective maturity and may lower its return. The value of these securities also may change because of actual or perceived changes in the creditworthiness of the individual borrowers, the originator, the servicing agent, the financial institution providing the credit support, or the swap counterparty. There is no limit on fund investments in asset-backed securities.

Illiquid Securities and Maintaining Liquid Investments

Some of the fund's holdings may be considered illiquid because they cannot be sold in the ordinary course of business within seven days at approximately the prices at which they are valued. The sale of illiquid securities may involve substantial delays and additional costs, and the fund may only be able to sell such securities at prices substantially lower than what it believes they are worth.

Operating policy The fund may not acquire an illiquid security if, immediately after the acquisition, the fund would have invested more than 5% of its total assets in illiquid securities.

The fund must generally hold a significant percentage of its assets in securities that are liquid; that is, securities that may be readily sold in the market or will mature within a short period of time.

Operating policy The fund may not acquire any security, other than a "daily liquid asset" (which includes cash, direct obligations of the U.S. government, and certain other securities or amounts receivable that may be sold, are due unconditionally, or mature within one business day), unless the fund holds at least 10% of its total assets in daily liquid assets. The fund may not acquire any security, other than a "weekly liquid asset" (which includes cash, direct obligations of the U.S. government, certain government agency securities, and certain other securities or amounts receivable that may be sold, are due unconditionally, or mature within five business days), unless the fund holds at least 30% of its total assets in weekly liquid assets.

Types of Investment Management Practices

Borrowing Money and Transferring Assets

The fund may borrow from banks, other persons, and other T. Rowe Price Funds for temporary or emergency purposes, to facilitate redemption requests, or for other purposes consistent with the fund's policies as set forth in this prospectus and the Statement of Additional Information. Such borrowings may be collateralized with the fund's assets, subject to certain restrictions.

Fundamental policy Borrowings may not exceed 33¹/₃% of the fund's total assets. This limitation includes any borrowings for temporary or emergency purposes, applies at the time of the transaction, and continues to the extent required by the Investment Company Act of 1940.

Operating policy The fund will not transfer portfolio securities as collateral except as necessary in connection with permissible borrowings or investments, and then such transfers may not exceed 33¹/₃% of its total assets. The fund will not purchase additional securities when its borrowings exceed 5% of its total assets.

Meeting Redemption Requests

We expect that the fund will hold cash or cash equivalents to meet redemption requests. The fund may also use the proceeds from the sale of portfolio securities to meet redemption requests if consistent with the management of the fund. These redemption methods will be used regularly and may also be used in deteriorating or stressed market conditions. The fund reserves the right to pay redemption proceeds with securities from the fund's portfolio rather than in cash (redemptions in-kind), as described under "Large Redemptions." Redemptions in-kind are typically used to meet redemption requests that represent a large percentage of the fund's net assets in order to minimize the effect of large redemptions on the fund and its remaining shareholders. In general, any redemptions in-kind will represent a pro-rata distribution of the fund's securities, subject to certain limited exceptions. Redemptions in-kind may be used regularly in circumstances as described above and may also be used in stressed market conditions.

The fund, along with other T. Rowe Price Funds, is a party to an interfund lending exemptive order received from the SEC that permits the T. Rowe Price Funds to borrow money from and/or lend money to other T. Rowe Price Funds to help the funds meet short-term redemptions and liquidity needs.

During periods of deteriorating or stressed market conditions, when an increased portion of the fund's portfolio may be composed of holdings with reduced liquidity or lengthy settlement periods, or during extraordinary or emergency circumstances, the fund may be more likely to pay redemption proceeds with cash obtained through interfund lending or short-term borrowing arrangements (if available), or by redeeming a large redemption request in-kind.

FINANCIAL HIGHLIGHTS

The Financial Highlights table, which provides information about the fund's financial history, is based on a single share outstanding throughout the periods shown. The table is part of the fund's financial statements, which are included in its annual report and are

incorporated by reference into the Statement of Additional Information (available upon request). The financial statements in the annual report were audited by the fund's independent registered public accounting firm, PricewaterhouseCoopers LLP.

FINANCIAL HIGHLIGHTS

For a share outstanding throughout each period

	Year Ended 12/31/18	12/31/17	12/31/16	12/31/15	12/31/14
NET ASSET VALUE					
Beginning of period	\$ 1.00	\$ 1.00	\$ 1.00	\$ 1.00	\$ 1.00
Investment activities					
Net investment income ^{(1) (2) (3)}	0.01	— ⁽⁴⁾	—	—	—
Net realized and unrealized gain/loss	— ⁽⁴⁾	— ⁽⁴⁾	— ⁽⁴⁾	— ⁽⁴⁾	— ⁽⁴⁾
Total from investment activities	0.01	— ⁽⁴⁾	— ⁽⁴⁾	— ⁽⁴⁾	— ⁽⁴⁾
Distributions					
Net investment income	(0.01)	— ⁽⁴⁾	—	—	—
Net realized gain	—	—	—	— ⁽⁴⁾	—
Total distributions	(0.01)	— ⁽⁴⁾	—	— ⁽⁴⁾	—
NET ASSET VALUE					
End of period	\$ 1.00	\$ 1.00	\$ 1.00	\$ 1.00	\$ 1.00

Ratios/Supplemental Data

Total return^{(2) (3) (5)}	1.33%	0.34%	0.00%	0.01%	0.00%
Ratios to average net assets: ⁽²⁾					
Gross expenses before waivers/payments by Price Associates	0.55%	0.55%	0.55%	0.55%	0.55%
Net expenses after waivers/payments by Price Associates ⁽³⁾	0.55%	0.55%	0.40%	0.23%	0.17%
Net investment income ⁽³⁾	1.32%	0.38%	0.00%	0.00%	0.00%
Net assets, end of period (in thousands)	\$ 34,589	\$ 33,318	\$ 18,880	\$ 17,379	\$ 17,905

⁽¹⁾ Per share amounts calculated using average shares outstanding method.

⁽²⁾ Includes the impact of expense-related arrangements with Price Associates.

⁽³⁾ Includes the effect of voluntary management fee waivers and operating expense reimbursements of 0.00%, 0.00%, 0.15%, 0.32% and 0.38% of average net assets for the years ended 12/31/18, 12/31/17, 12/31/16, 12/31/15, and 12/31/14, respectively.

⁽⁴⁾ Amounts round to less than \$0.01 per share.

⁽⁵⁾ Total return reflects the rate that an investor would have earned on an investment in the fund during each period, assuming reinvestment of all distributions.

DISCLOSURE OF FUND PORTFOLIO INFORMATION

The T. Rowe Price Funds' complete portfolio holdings as of their fiscal year-ends are disclosed in their annual shareholder reports and their complete portfolio holdings as of their fiscal mid-point are disclosed in their semiannual shareholder reports. The annual and semiannual shareholder reports are filed with the SEC and sent to the funds' shareholders within 60 days of the period covered. The shareholder reports are publicly available immediately upon filing with the SEC. Beginning with reporting periods ending on or after March 1, 2019, the T. Rowe Price Funds also publicly disclose their complete portfolio holdings as of their first and third fiscal quarter-ends on Form N-PORT, along with other fund information. Form N-PORT is filed with the SEC each quarter, and the fund's complete portfolio holdings as of its first and third fiscal quarter-ends are made publicly available 60 days after the end of each quarter.

Prior to March 1, 2019, the T. Rowe Price Funds disclosed their complete portfolio holdings for their first and third fiscal quarter-ends on Form N-Q, which was filed with the SEC within 60 days of the period covered and made publicly available immediately upon filing with the SEC. Neither Form N-PORT nor Form N-Q is sent to the funds' shareholders. Under certain conditions, the shareholder reports, Form N-PORT, and Form N-Q may include up to 5% of a fund's holdings under the caption "Miscellaneous Securities" without identifying the specific security or issuer. Generally, a holding would not be individually identified if it is determined that its disclosure could be harmful to the fund or its shareholders. A holding will not be excluded for these purposes from a fund's SEC filings for more than one year. The money market funds also file detailed month-end portfolio holdings information on Form N-MFP with the SEC each month. Form N-MFP is publicly available immediately upon filing with the SEC.

In addition, most T. Rowe Price Funds disclose their calendar quarter-end portfolio holdings on **troweprice.com** 15 calendar days after each quarter. At the discretion of the investment adviser, these holdings reports may exclude the issuer name and other information relating to a holding in order to protect the fund's interests and prevent harm to the fund or its shareholders. Private placements and other restricted securities may not be individually identified in the calendar quarter-end holdings on **troweprice.com**, but would be disclosed in any SEC filings. Money market funds also disclose on **troweprice.com** their month-end complete portfolio holdings five business days after each month-end and historical information about the fund's investments for the previous six months, as of the last business day of the preceding month. This information includes, among other things, the percentage of the fund's investments in daily and weekly liquid assets, the fund's weighted average maturity and weighted average life, the fund's market-based net asset value, and the fund's net inflows and outflows. The calendar quarter-end portfolio holdings will remain on the website for one year and the month-end money market fund portfolio holdings will remain on the website for six months. In addition, most T. Rowe Price Funds disclose their 10 largest holdings, along with the percentage of the relevant fund's total assets that each of the 10 holdings represents, on **troweprice.com** on the seventh business day after each month-end. These holdings are listed in numerical order based on such percentages of the fund's assets. Each monthly top 10 list will remain on the website for six months. A description of T. Rowe Price's policies and procedures with respect to the disclosure of portfolio information is available in the Statement of Additional Information.

The following policies and procedures generally apply to the T. Rowe Price Variable Insurance Portfolios, which are T. Rowe Price mutual funds specifically designed to be made available through variable annuity or variable life insurance contracts. For instructions on how to purchase and redeem shares of the funds, you should refer to your insurance contract prospectus.

INVESTING IN T. ROWE PRICE VARIABLE INSURANCE PORTFOLIOS

Shares of the Variable Insurance Portfolios are designed to be offered to insurance company separate accounts established for the purpose of funding variable annuity and variable life insurance contracts. The variable annuity and variable life contract holders or participants are not the shareholders of the funds. Rather, the separate account of the insurance company is the shareholder. The variable annuity and variable life contracts are described in separate prospectuses issued by the insurance companies. The funds assume no responsibility for any insurance company prospectuses or variable annuity or variable life contracts.

Some of the Variable Insurance Portfolios are available only in a single share class, while some of the Variable Insurance Portfolios are also available in a II Class. Shares of the funds are sold and redeemed without the imposition of any sales charges, commissions, or redemption fees, although shares of the II Class are subject to a 12b-1 fee at a rate of up to 0.25% annually. In addition, certain other charges may apply to annuity or life contracts. Those charges are disclosed in the insurance contract prospectus.

Your ability to exchange from these funds into any other T. Rowe Price Fund that serves as an investment option under your insurance contract is governed by the terms of that contract and the insurance contract prospectus, as well as the funds' excessive and short-term trading policy described later in this section.

DISTRIBUTION AND SHAREHOLDER SERVICING FEES

Each II Class has adopted a 12b-1 plan to pay certain expenses associated with the distribution of the fund's shares out of the fund's assets. Each Variable Insurance Portfolio offering II Class shares has adopted a 12b-1 plan under which the II Class may make payments at a rate of up to 0.25% of the class' average daily net assets per year to various insurance companies, their agents, and contract distributors for distribution and servicing of fund shares. These payments may be more or less than the costs incurred by the insurance companies, their agents, and contract distributors. Because the fees are paid from the II Class net assets on an ongoing basis, they will increase the cost of your investment and, over time, could result in your paying more than with other types of sales charges.

In addition, from time to time, T. Rowe Price may make payments from its own resources to eligible insurance companies for recordkeeping and administrative services they provide to a fund for contract holders. These payments may range from 0.15% to 0.25% of the average annual total assets invested by the separate accounts of the insurance company in the fund. All payments described specifically by this paragraph are paid by T. Rowe Price and are not paid directly from the Variable Insurance Portfolios' assets.

PRICING OF SHARES AND TRANSACTIONS

How and When Shares Are Priced

The trade date for your transaction request generally depends on the day and time that your insurance company or T. Rowe Price receives your request and will normally be executed using the next share price calculated after your order is received in correct form by your insurance company or T. Rowe Price or its agent. The share price, also called the net asset value, for each share class of a fund is calculated at the close of trading on the New York Stock Exchange ("NYSE"), which is normally 4 p.m. ET, on each day that the exchange is open for business. Net asset values are not calculated for the funds on days when the NYSE is scheduled to be closed for trading (for example, weekends and certain U.S. national holidays). If the NYSE is unexpectedly closed due to weather or other extenuating circumstances on a day it would typically be open for business, or if the NYSE has an unscheduled early closing on a day it has opened for business, the funds reserve the right to treat such day as a business day and accept purchase and redemption orders and calculate their share price as of the normally scheduled close of regular trading on the NYSE for that day.

To calculate the net asset value, the fund's assets are valued and totaled; liabilities are subtracted; and each class' proportionate share of the balance, called net assets, is divided by the number of shares outstanding of that class. Market values are used to price portfolio holdings for which market quotations are readily available. Market values generally reflect the prices at which securities actually trade or represent prices that have been adjusted based on evaluations and information provided by the fund's pricing services. Investments in other mutual funds are valued at the closing net asset value per share of the mutual fund on the day of valuation. If a market value for a portfolio holding is not available or normal valuation procedures are deemed to be inappropriate, the fund will make a good faith effort to assign a fair value to the holding by taking into account various factors and methodologies that have been approved by the fund's Board. This value may differ from the value the fund receives upon sale of the securities.

Amortized cost is used to price securities held by money market funds and certain short-term debt securities held by other funds. The Government Money Portfolio, which seeks to maintain a stable net asset value of \$1.00, uses the amortized cost method of valuation to calculate its net asset value. Amortized cost allows money market funds to value a holding at the fund's acquisition cost with adjustments for any premiums or discounts, and then round the net asset value per share to the nearest whole cent. The amortized cost method of valuation enables money market funds to maintain a \$1.00 net asset value, but it may also result in periods during which the stated value of a security held by the funds differs from the market-based price the funds would receive if they sold that holding. The current market-based net asset value per share for each business day in the preceding six months is available for the Government Money Portfolio through **troweprice.com**. These market-based net asset values are for informational purposes only and are not used to price transactions.

The funds use various pricing services to provide closing market prices, as well as information used to adjust those prices and to value most fixed income securities. A fund cannot predict how often it will use closing prices and how often it will adjust those prices. As a means of evaluating its fair value process, the fund routinely compares closing market prices, the next day's opening prices in the same markets, and adjusted prices.

Non-U.S. equity securities are valued on the basis of their most recent closing market prices at 4 p.m. ET, except under the following circumstances. Most foreign markets close before 4 p.m. ET. For example, the most recent closing prices for securities traded in certain Asian markets may be as much as 15 hours old at 4 p.m. ET. If a fund determines that developments between the close of a foreign market and the close of the NYSE will, in its judgment, affect the value of some or all of the fund's securities, the fund will adjust the previous closing prices to reflect what it believes to be the fair value of the securities as of 4 p.m. ET. In deciding whether to make these adjustments, the fund reviews a variety of factors, including developments in foreign markets, the performance of U.S. securities markets, and the performance of instruments trading in U.S. markets that represent foreign securities and baskets of foreign securities.

A fund may also fair value certain securities or a group of securities in other situations—for example, when a particular foreign market is closed but the fund is open. For a fund that has investments in securities that are primarily listed on foreign exchanges that trade on weekends or other days when the fund does not price its shares, the fund's net asset value may change on days when shareholders will not be able to purchase or redeem the fund's shares. If an event occurs that affects the value of a security after the close of the market, such as a default of a commercial paper issuer or a significant move in short-term interest rates, a fund may make a price adjustment depending on the nature and significance of the event. The funds also evaluate a variety of factors when assigning fair values to private placements and other restricted securities. Other mutual funds may adjust the prices of their securities by different amounts or assign different fair values from the fair value that the fund assigns to the same security.

How the Trade Date Is Determined

The insurance companies purchase shares of the fund for their separate accounts, using premiums allocated by the contract holders or participants. Shares are purchased at the net asset value next determined after the insurance company receives the premium payment in correct form. Initial and subsequent payments allocated to the fund are subject to the limits stated in the insurance contract prospectus issued by the insurance company.

The insurance companies redeem shares of the fund to make benefit or surrender payments under the terms of their contracts. Redemptions are processed on any day on which the NYSE is open and are priced at the fund's net asset value next determined after the insurance company receives a surrender request in acceptable form.

The funds have authorized certain insurance companies, financial intermediaries, or their designees to accept orders to buy or sell fund shares on their behalf. Generally, when insurance companies receive an order in correct form, the order is considered as being placed with the fund and shares will be bought or sold at the net asset value next calculated after the order is received by the insurance company. The insurance company or financial intermediary must transmit the order to T. Rowe Price or its agent and pay for such shares in accordance with the agreement with T. Rowe Price, or the order may be canceled and the insurance company or financial

intermediary could be held liable for the losses. If the fund does not have such an agreement in place with your insurance company or financial intermediary, T. Rowe Price or its agent must receive the request in correct form from your insurance company or financial intermediary by the close of the NYSE in order for your transaction to be priced at that business day's net asset value.

Note: The time at which transactions and shares are priced and the time until which orders are accepted may be changed in case of an emergency or if the NYSE closes at a time other than 4 p.m. ET. The funds reserve the right to not treat an unscheduled intraday disruption or closure in NYSE trading as a closure of the NYSE and still accept transactions and calculate their net asset value as of 4 p.m. ET.

GENERAL POLICIES RELATING TO TRANSACTIONS

Purchasing Shares

All initial and subsequent investments by insurance companies or financial intermediaries are typically made by bank wire or electronic payment. There is no assurance that the share price for the purchase will be the same day the wire was initiated. The Variable Insurance Portfolios do not require a particular minimum amount for initial or subsequent purchases. However, you should check with your insurance company to determine if a minimum applies to your investment. Purchases by financial intermediaries are typically initiated through the National Securities Clearing Corporation or by calling Financial Institution Services.

When authorized by the fund, certain financial institutions purchasing fund shares on behalf of customers through T. Rowe Price Financial Institution Services may place a purchase order unaccompanied by payment. Payment for these shares must be received by the time designated by the fund (not to exceed the period established for settlement under applicable regulations). If payment is not received by this time, the order may be canceled. The financial institution is responsible for any costs or losses incurred by the fund or T. Rowe Price if payment is delayed or not received.

U.S. Dollars All purchases must be paid for in U.S. dollars.

Nonpayment Purchases may be canceled for any orders that are not paid in full. The purchaser may be responsible for any losses or expenses incurred by the fund or its transfer agent, and the fund can redeem shares as reimbursement. The funds and their agents have the right to reject or cancel any purchase due to nonpayment.

Redeeming Shares

Unless otherwise indicated, redemption proceeds will be sent via bank wire to the insurance company's or financial intermediary's designated bank. Redemptions are typically initiated through the National Securities Clearing Corporation or by calling Financial Institution Services. Normally, the fund transmits proceeds to insurance companies and financial intermediaries for redemption orders received in correct form on either the next business day or second business day after receipt of the order, depending on the arrangement with the insurance company or financial intermediary. You may want to contact your insurance company about procedures for receiving your redemption proceeds under your insurance contract.

Please note that certain purchase and redemption requests initiated through the National Securities Clearing Corporation may be rejected, and in such instances, the transaction must be placed by contacting Financial Institution Services.

Large Redemptions Large redemptions can adversely affect a portfolio manager's ability to implement a fund's investment strategy by causing the premature sale of securities that would otherwise be held longer. Therefore, the fund reserves the right (without prior notice) to redeem in-kind. In general, any redemptions in-kind will represent a pro-rata distribution of a fund's securities, subject to certain limited exceptions. The redeeming shareholder or account will be responsible for disposing of the securities, and the shareholder or account will be subject to the risks that the value of the securities could decline prior to their sale, the securities could be difficult to sell, and brokerage fees could be incurred. If a shareholder or account owner continues to hold the securities, he or she may be subject to any ownership restrictions imposed by the issuers. For example, real estate investment trusts often impose ownership restrictions on their equity securities.

Delays in Sending Redemption Proceeds The T. Rowe Price Variable Insurance Portfolios typically expect that redemption requests will be paid out to redeeming shareholders by the business day following the receipt of a redemption request that is in correct form. Proceeds sent by wire are typically credited to the insurance company's or financial intermediary's designated bank the next business day after the redemption. However, under certain circumstances, and when deemed to be in a fund's best interests, proceeds may not be sent for up to seven calendar days after receipt of a valid redemption order (for example, during periods of deteriorating or

stressed market conditions or during extraordinary or emergency circumstances). In addition, under certain limited circumstances, the Board of Directors of a money market fund may elect to permanently suspend redemptions in order to facilitate an orderly liquidation of the money market fund (subject to any additional liquidation requirements).

Under certain limited circumstances, the Board of Directors of a money market fund may elect to permanently suspend redemptions in order to facilitate an orderly liquidation of the money market fund (subject to any additional liquidation requirements).

Excessive and Short-Term Trading

T. Rowe Price may bar excessive and short-term traders from purchasing shares.

Excessive transactions and short-term trading can be harmful to fund shareholders in various ways, such as disrupting a fund's portfolio management strategies, increasing a fund's trading costs, and negatively affecting its performance. Short-term traders in funds that invest in foreign securities may seek to take advantage of developments overseas that could lead to an anticipated difference between the price of the funds' shares and price movements in foreign markets. While there is no assurance that T. Rowe Price can prevent all excessive and short-term trading, the Boards of the T. Rowe Price Funds have adopted the following trading limits that are designed to deter such activity and protect the funds' shareholders. The funds may revise their trading limits and procedures at any time as the Boards deem necessary or appropriate to better detect short-term trading that may adversely affect the funds, to comply with applicable regulatory requirements, or to impose additional or alternative restrictions. The excessive and short-term trading policy for the T. Rowe Price Funds applies to contract holders notwithstanding any provisions in your insurance contract.

Subject to certain exceptions, each T. Rowe Price Fund restricts a shareholder's purchases (including through exchanges) into a fund account for a period of 30 calendar days after the shareholder has redeemed or exchanged out of that same fund account (the "30-Day Purchase Block"). The calendar day after the date of redemption is considered Day 1 for purposes of computing the period before another purchase may be made.

General Exceptions As of the date of this prospectus, the following types of transactions generally are not subject to the 30-Day Purchase Block (certain of these exceptions are not applicable to Variable Insurance Portfolios):

- Shares purchased or redeemed in money market funds and ultra short-term bond funds;
- Shares purchased or redeemed through a systematic purchase or withdrawal plan;
- Checkwriting redemptions from bond funds and money market funds;
- Shares purchased through the reinvestment of dividends or capital gain distributions;
- Shares redeemed automatically by a fund to pay fund fees or shareholder account fees;
- Transfers and changes of account registration within the same fund;
- Shares purchased by asset transfer or direct rollover;
- Shares purchased or redeemed through IRA conversions and recharacterizations;
- Shares redeemed to return an excess contribution from a retirement account;
- Transactions in Section 529 college savings plans;
- Certain transactions in defined benefit and nonqualified plans, subject to prior approval by T. Rowe Price;
- Shares converted from one share class to another share class in the same fund;
- Shares of T. Rowe Price Funds that are purchased by another T. Rowe Price Fund, including shares purchased by T. Rowe Price fund-of-funds products, and shares purchased by discretionary accounts managed by T. Rowe Price or one of its affiliates (please note that shareholders of the investing T. Rowe Price Fund are still subject to the policy);
- Transactions initiated by the trustee or adviser to a donor-advised charitable gift fund as approved by T. Rowe Price; and
- Transactions having a value of \$5,000 or less (insurance companies and financial intermediaries may apply the excessive and short-term trading policy to transactions of any amount).

Transactions in certain rebalancing, asset allocation, wrap, and other advisory programs, as well as non-T. Rowe Price fund-of-funds products, may also be exempt from the 30-Day Purchase Block, subject to prior written approval by T. Rowe Price.

In addition to restricting transactions in accordance with the 30-Day Purchase Block, T. Rowe Price may, in its discretion, reject (or instruct an intermediary or insurance company to reject) any purchase or exchange into a fund from a person (which includes individuals and entities) whose trading activity could disrupt the management of the fund or dilute the value of the fund's shares, including trading by persons acting collectively (for example, following the advice of a newsletter). Such persons may be barred, without prior notice, from further purchases of T. Rowe Price Funds for a period longer than 30 calendar days, or permanently.

Omnibus Accounts Financial intermediaries and insurance companies may maintain their underlying accounts directly with the fund, although they often establish an omnibus account (one account with the fund that represents multiple underlying shareholder accounts or underlying contract holder accounts) in the fund on behalf of their customers. When insurance companies establish omnibus accounts in the T. Rowe Price Funds, T. Rowe Price is not able to monitor the trading activity by underlying contract holders. However, T. Rowe Price monitors aggregate trading activity at the insurance company (omnibus account) level in an attempt to identify activity that indicates potential excessive or short-term trading. If it detects suspicious trading activity, T. Rowe Price will contact the insurance company and may request personal identifying information and transaction histories for some or all of the underlying contract holders. If T. Rowe Price believes that excessive or short-term trading has occurred and there is no exception for such trades under the funds' Excessive and Short-Term Trading Policy previously described, it will instruct the insurance company to impose restrictions to discourage such practices and take appropriate action with respect to the underlying contract holder, including restricting purchases for 30 calendar days or longer. There is no assurance that T. Rowe Price will be able to properly enforce its excessive and short-term trading policy for omnibus accounts. Because T. Rowe Price generally relies on intermediaries and insurance companies to provide information and impose restrictions for omnibus accounts, its ability to monitor and deter excessive trading will be dependent upon the intermediaries' and insurance companies' timely performance of their responsibilities.

T. Rowe Price may allow a financial intermediary or insurance company to maintain restrictions on trading in the T. Rowe Price Funds that differ from the 30-Day Purchase Block. An alternative excessive and short-term trading policy would be acceptable to T. Rowe Price if it believes that the policy would provide sufficient protection to the T. Rowe Price Funds and their shareholders that is consistent with the excessive and short-term trading policy adopted by the funds' Boards.

The terms of your insurance contract may further restrict your ability to trade between investment options available under your contract. You should carefully review your insurance contract or consult with your insurance company directly to determine the trading policy, as well as any rules or conditions on transactions that will apply to your trades in the T. Rowe Price Funds and any other investment options available under your contract.

There is no guarantee that T. Rowe Price will be able to identify or prevent all excessive or short-term trades or trading practices.

Responsibility for Unauthorized Transactions

T. Rowe Price and its agents use procedures reasonably designed to confirm that telephone, electronic, and other instructions are genuine. These procedures include recording telephone calls, requiring personalized security codes or certain identifying information for inquiries and requests, and requiring Medallion signature guarantees for certain transactions and account changes. If T. Rowe Price and its agents follow these procedures, they are not responsible for any losses that may occur due to unauthorized instructions. In addition, you should verify the accuracy of transactions immediately after you receive confirmation of them and notify T. Rowe Price of any inaccuracies.

Fund Operations and Shareholder Services

T. Rowe Price and The Bank of New York Mellon, subject to the oversight of T. Rowe Price, each provide certain accounting services to the T. Rowe Price Funds. T. Rowe Price Services, Inc., acts as the transfer agent and dividend disbursing agent and provides shareholder and administrative services to the funds. These companies receive compensation from the funds for their services. These fees are included in a fund's financial statements.

INFORMATION ON DISTRIBUTIONS AND TAXES

Each fund intends to qualify to be treated each year as a regulated investment company under Subchapter M of the Internal Revenue Code of 1986, as amended (the "Code"). In order to qualify, a fund must satisfy certain income, diversification, and distribution requirements. A regulated investment company is not subject to U.S. federal income tax at the portfolio level on income and gains from investments that are distributed to shareholders. However, if a fund were to fail to qualify as a regulated investment company, and was ineligible to or otherwise did not cure such failure, the result would be fund-level taxation and, consequently, a reduction in income available for distribution to the fund's shareholders.

For a discussion of the tax status of your variable annuity contract, please refer to the insurance contract prospectus. Any tax forms applicable to your investment will be provided to you by your insurance company.

The policy of the funds is to distribute, to the extent possible, all net investment income and realized capital gains to its shareholders, which are the various insurance companies that have established separate accounts in connection with their issuance of variable

annuity and variable life contracts. Any dividends from net investment income are declared daily and paid monthly for the Limited-Term Bond and Government Money Portfolios; declared and paid quarterly for the Equity Income, Equity Index 500, and Personal Strategy Balanced Portfolios; and declared and paid annually for all other Variable Insurance Portfolios. Shares of the Limited-Term Bond and Government Money Portfolios will normally earn dividends through the date of redemption. The funds do not pay dividends in fractional cents. Any dividend amount earned for a particular day on all shares held that is one-half of one cent or greater (for example, \$0.016) will be rounded up to the next whole cent (\$0.02), and any amount that is less than one-half of one cent (for example, \$0.014) will be rounded down to the nearest whole cent (\$0.01). Please note that if the dividend payable on all shares held is less than one-half of one cent for a particular day, no dividend will be earned for that day.

If a fund has net capital gains for the year (after subtracting any capital losses), they are usually declared and paid in December. If a second distribution is necessary, it is paid the following year.

All fund distributions made to a separate account will be reinvested automatically in additional fund shares, unless a shareholder (separate account) elects to receive distributions in cash. Under current law, dividends and distributions made by the fund to separate accounts are generally not taxable to the separate accounts, the insurance company, or the contract holder, provided that the separate account meets the diversification requirements of Code Section 817(h) and other tax-related requirements are satisfied. Each of the Variable Insurance Funds intends to diversify its investments in the manner required under Code Section 817(h).

RIGHTS RESERVED BY THE FUNDS

T. Rowe Price Funds and their agents, in their sole discretion, reserve the following rights: (1) to waive or lower investment minimums; (2) to accept initial purchases by telephone; (3) to refuse any purchase or exchange order; (4) to cancel or rescind any purchase or exchange order placed through an intermediary no later than the business day after the order is received by the intermediary (including, but not limited to, orders deemed to result in excessive trading, market timing, or 5% ownership); (5) to cease offering fund shares at any time to all or certain groups of investors; (6) to freeze any account and suspend account services when notice has been received of a dispute regarding the ownership of the account, or a legal claim against an account, upon initial notification to T. Rowe Price of a shareholder's death until T. Rowe Price receives required documentation in correct form, or if there is reason to believe a fraudulent transaction may occur; (7) to otherwise modify the conditions of purchase and modify or terminate any services at any time; (8) to waive any wire fees charged to a group of shareholders; (9) to act on instructions reasonably believed to be genuine; (10) to involuntarily redeem an account at the net asset value calculated the day the account is redeemed, in cases of threatening conduct, suspected fraudulent or illegal activity, or if the fund or its agent is unable, through its procedures, to verify the identity of the person(s) or entity opening an account; and (11) for the money market funds, to suspend redemptions to facilitate an orderly liquidation.

In an effort to protect T. Rowe Price Funds from the possible adverse effects of a substantial redemption in a large account, as a matter of general policy, no contract holder or participant or group of contract holders or participants controlled by the same person or group of persons will knowingly be permitted to purchase in excess of 5% of the outstanding shares of the fund, except upon approval by the fund's management.

A Statement of Additional Information for the T. Rowe Price family of funds, which includes additional information about the funds, has been filed with the SEC and is incorporated by reference into this prospectus. Further information about fund investments, including a review of market conditions and the manager's recent investment strategies and their impact on performance during the past fiscal year, is available in the annual and semiannual shareholder reports. To obtain free copies of any of these documents, or for shareholder inquiries, contact your insurance company. Certain documents and updated performance information are available through troweprice.com.

Fund reports and other fund information are available on the EDGAR Database on the SEC's Internet site at <http://www.sec.gov>. Copies of this information may be obtained, after paying a duplicating fee, by electronic request at publicinfo@sec.gov.

T.RowePrice®

1940 Act File No. 811-07153
E306-040 5/1/19



Prospectus

May 1, 2019

T. ROWE PRICE

Limited-Term Bond Portfolio

Limited-Term Bond Portfolio

Limited-Term Bond Portfolio—II Class

The fund is only available as an investment option for variable annuity and variable life insurance contracts.

The Securities and Exchange Commission (SEC) has not approved or disapproved these securities or passed upon the adequacy of this prospectus. Any representation to the contrary is a criminal offense.

Table of Contents

1	SUMMARY	
	Limited-Term Bond Portfolio	1
2	MORE ABOUT THE FUND	
	Organization and Management	5
	More Information About the Fund's Principal Investment Strategies and Its Principal Risks	6
	Investment Policies and Practices	8
	Financial Highlights	17
	Disclosure of Fund Portfolio Information	18
3	T. ROWE PRICE ACCOUNT INFORMATION	
	Investing in T. Rowe Price Variable Insurance Portfolios	20
	Distribution and Shareholder Servicing Fees	20
	Pricing of Shares and Transactions	20
	General Policies Relating to Transactions	22
	Information on Distributions and Taxes	24
	Rights Reserved by the Funds	25

Investment Objective

The fund seeks a high level of income consistent with moderate fluctuations in principal value.

Fees and Expenses

This table describes the fees and expenses that you may pay if you buy and hold shares of the fund. There may be additional expenses that apply, as described in your insurance contract prospectus, which are not reflected in the table.

Fees and Expenses of the Fund

	Portfolio	Portfolio—II Class
	Annual fund operating expenses (expenses that you pay each year as a percentage of the value of your investment)	
Management fees	0.70% ^a	0.70% ^a
Distribution and service (12b-1) fees	—	0.25
Other expenses	—	—
Total annual fund operating expenses	0.70	0.95
Fee waiver/expense reimbursement	(0.20) ^{a,b}	(0.20) ^{a,b}
Total annual fund operating expenses after fee waiver/expense reimbursement	0.50^{a,b}	0.75^{a,b}

^a T. Rowe Price Associates, Inc., has agreed (at least through April 30, 2020) to waive a portion of the fund's management fees in order to limit the fund's management fees to 0.50% of the fund's average daily net assets. Thereafter, this agreement will automatically renew for one-year terms unless terminated by the fund's Board of Directors. Fees waived and expenses paid under this agreement are not subject to reimbursement to T. Rowe Price Associates, Inc., by the fund.

^b Restated to reflect current fees.

Example This example is intended to help you compare the cost of investing in the fund with the cost of investing in other mutual funds. The example assumes that you invest \$10,000 in the fund for the time periods indicated and then redeem all of your shares at the end of those periods, that your investment has a 5% return each year, and that the fund's operating expenses remain the same. The example also assumes that an expense limitation arrangement currently in place is not renewed; therefore, the figures have been adjusted to reflect fee waivers or expense reimbursements only in the periods for which the expense limitation arrangement is expected to continue. Although your actual costs may be higher or lower, based on these assumptions your costs would be:

	1 year	3 years	5 years	10 years
Portfolio	\$51	\$204	\$370	\$852
Portfolio—II Class	77	283	506	1,148

Portfolio Turnover The fund pays transaction costs, such as commissions, when it buys and sells securities (or "turns over" its portfolio). A higher portfolio turnover rate may indicate higher transaction costs and may result in higher taxes when the fund's shares are held in a taxable account. These costs, which are not reflected in annual fund operating expenses or in the example, affect the fund's performance. During the most recent fiscal year, the fund's portfolio turnover rate was 52.6% of the average value of its portfolio.

Investments, Risks, and Performance

Principal Investment Strategies Normally, the fund invests at least 80% of its net assets (including any borrowings for investment purposes) in bonds and 65% of total assets in short- and intermediate-term bonds. There are no maturity limitations on individual securities purchased, but the fund's average effective maturity will not exceed five years.

At least 90% of the fund's portfolio will consist of investment-grade securities that, at the time of purchase, are rated in one of the four highest rating categories assigned by established credit rating agencies from at least one major credit rating agency or, if unrated, deemed to be of comparable quality by T. Rowe Price. In an effort to enhance yield, up to 10% of assets can be invested in below investment-grade securities, commonly referred to as "junk" bonds, including those with the lowest rating. The fund's holdings may

include corporate and government bonds, asset- and mortgage-backed securities, and foreign securities. While most assets will typically be invested in bonds, the fund also uses interest rate futures as an efficient means of managing the fund's exposure to interest rate changes and to adjust the portfolio's duration.

Investment decisions generally reflect the portfolio manager's outlook for interest rates and the economy, as well as the prices, yields, and credit quality of various securities in which the fund may invest. For example, if interest rates are expected to fall, the fund may purchase longer-term securities (to the extent consistent with the fund's investment program) in an attempt to seek higher yields and/or capital appreciation. Conversely, if interest rates are expected to rise, the fund may seek securities with shorter maturities.

The fund may sell holdings for a variety of reasons, such as to adjust the portfolio's average maturity, duration, or overall credit quality, or to shift assets into and out of higher-yielding or lower-yielding securities or different sectors.

Principal Risks As with any mutual fund, there is no guarantee that the fund will achieve its objective. The fund's share price fluctuates, which means you could lose money by investing in the fund. The principal risks of investing in this fund are summarized as follows:

Active management risks The investment adviser's judgments about the attractiveness, value, or potential appreciation of the fund's investments may prove to be incorrect. The fund could underperform other funds with a similar benchmark or similar objectives and investment strategies if the fund's overall investment selections or strategies fail to produce the intended results.

Fixed income markets risks Economic and other market developments can adversely affect fixed income securities markets. At times, participants in these markets may develop concerns about the ability of certain issuers of debt instruments to make timely principal and interest payments, or they may develop concerns about the ability of financial institutions that make markets in certain debt instruments to facilitate an orderly market. Those concerns could cause increased volatility and reduced liquidity in particular securities or in the overall fixed income markets and the related derivatives markets. A lack of liquidity or other adverse credit market conditions may hamper the fund's ability to sell the debt instruments in which it invests or to find and purchase suitable debt instruments.

Interest rate risks The prices of, and the income generated by, debt instruments held by the fund may be affected by changes in interest rates. A rise in interest rates typically causes the price of a fixed rate debt instrument to fall and its yield to rise. Conversely, a decline in interest rates typically causes the price of a fixed rate debt instrument to rise and the yield to fall. Generally, funds with longer weighted average maturities and durations carry greater interest rate risk. In recent years, the U.S. and many global markets have experienced historically low interest rates. However, interest rates have begun to rise and may continue doing so, increasing the exposure of bond investors such as the fund to the risks associated with rising interest rates.

Credit risks An issuer of a debt instrument could suffer an adverse change in financial condition that results in a payment default (failure to make scheduled interest or principal payments), rating downgrade, or inability to meet a financial obligation. Although bonds and other debt securities rated BBB (or an equivalent rating) are considered investment-grade, they may still have speculative characteristics because their issuers are more vulnerable to financial setbacks and economic pressures than higher rated investment-grade securities.

Liquidity risks The fund may not be able to meet requests to redeem shares issued by the fund without significant dilution of the remaining shareholders' interest in the fund. In addition, the fund may not be able to sell a holding in a timely manner at a desired price. Reduced liquidity in the bond markets can result from a number of events, such as limited trading activity, reductions in bond inventory, and rapid or unexpected changes in interest rates. Markets with lower overall liquidity could lead to greater price volatility and limit the fund's ability to sell a holding at a suitable price.

Foreign investing risks The fund's investments in foreign holdings may be adversely affected by local, political, social, and economic conditions overseas, greater volatility, reduced liquidity, or decreases in foreign currency values relative to the U.S. dollar.

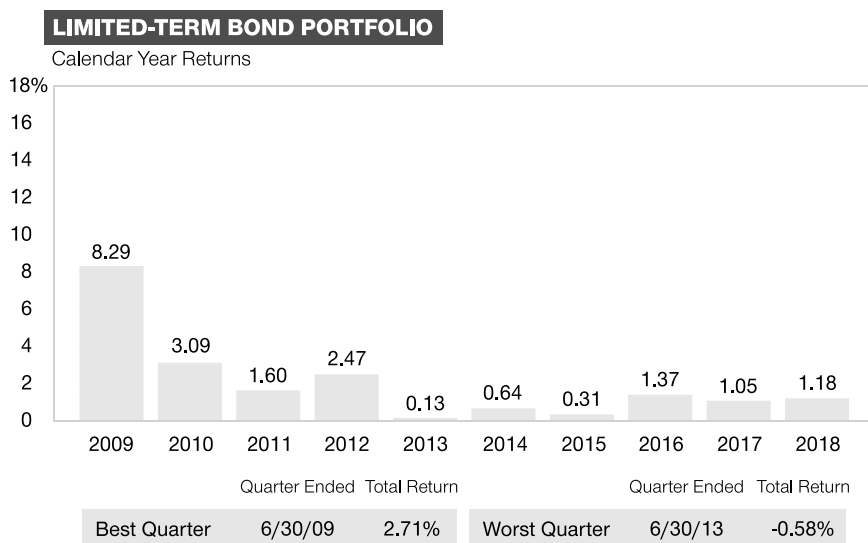
Prepayment and extension risks The fund is subject to prepayment risks because the principal on mortgage-backed securities, other asset-backed securities, or any debt instrument with an embedded call option may be prepaid at any time, which could reduce the security's yield and market value. The rate of prepayments tends to increase as interest rates fall, which could cause the average maturity of the portfolio to shorten. Extension risk may result from a rise in interest rates, which tends to make mortgage-backed securities, asset-backed securities, and other callable debt instruments more volatile.

Derivatives risks The fund's use of interest rate futures exposes the fund to additional volatility in comparison to investing directly in bonds and other debt instruments. These instruments can experience reduced liquidity and become difficult to value, and may involve leverage so that small changes produce disproportionate losses for the fund. The fund's use of interest rate futures involves the risk

that anticipated interest rate movements or evaluations of yield curves will not be accurately predicted, which could harm the fund's performance. Changes in regulations could significantly impact the fund's ability to invest in specific types of derivatives, which could limit the fund's ability to employ certain strategies that use derivatives.

Performance The following performance information provides some indication of the risks of investing in the fund. The fund's performance information represents only past performance and is not necessarily an indication of future results.

The following bar chart illustrates how much returns can differ from year to year by showing calendar year returns and the best and worst calendar quarter returns during those years for the fund's Portfolio Class. Returns for other share classes vary since they have different expenses.



The following table shows the average annual total returns for each class of the fund that has been in operation for at least one full calendar year, and also compares the returns with the returns of a relevant broad-based market index, as well as with the returns of one or more comparative indexes that have investment characteristics similar to those of the fund, if applicable.

Average Annual Total Returns

Portfolio	Periods ended December 31, 2018			Inception date
	1 Year	5 Years	10 Years	
Portfolio—II Class	1.18 %	0.91 %	1.99 %	05/13/1994
	0.93	0.66	1.68	03/31/2005
Bloomberg Barclays 1-3 Year U.S. Government/Credit Bond Index (reflects no deduction for fees, expenses, or taxes)	1.60	1.03	1.52	
Lipper Variable Annuity Underlying Short Investment Grade Debt Funds Average	1.17	0.76	1.67	

Updated performance information is available through troweprice.com.

Management

Investment Adviser T. Rowe Price Associates, Inc. (T. Rowe Price or Price Associates)

Portfolio Manager	Title	Managed Fund Since	Joined Investment Adviser
Michael F. Reinartz	Chairman of Investment Advisory Committee	2015	1996

Purchase and Sale of Fund Shares

The fund is not sold directly to the general public but is instead offered as an underlying investment option for variable annuity or variable life insurance contracts. Although the fund does not require a minimum amount for initial or subsequent purchases from insurance companies, your insurance company may impose investment minimums for your purchases of the fund.

You may purchase, redeem, or exchange shares of the fund on any day the New York Stock Exchange is open for business. You must purchase, redeem, and exchange shares through your insurance company.

Tax Information

The fund distributes any dividends and capital gains to its shareholders, which are the insurance company separate accounts that sponsor your variable annuity or variable life insurance contract. Variable product owners seeking to understand the tax consequences of their investment, including redemptions of fund shares and the impact of dividend and capital gains distributions by the fund, should consult with the insurance company that issued their variable product or refer to their variable annuity or variable life insurance contract prospectus.

Payments to Insurance Companies, Broker-Dealers, and Other Financial Intermediaries

The fund is generally available only through variable annuity or variable life insurance contracts. The fund and/or its related companies may make payments to a sponsoring insurance company or other financial intermediary for the sale of fund shares and related services. These payments may create a conflict of interest by influencing the insurance company or other financial intermediary to recommend the fund over another investment option or by influencing an insurance company to include the fund as an underlying investment option in a variable contract. The prospectus (or other offering document) for your variable contract may contain additional information about these payments. Ask your insurance company or financial intermediary, or visit your insurance company's or financial intermediary's website, for more information.

ORGANIZATION AND MANAGEMENT

How is the fund organized?

T. Rowe Price Fixed Income Series, Inc. (the “Corporation”) was incorporated in Maryland in 1994. Currently, the Corporation consists of two series, each representing a separate pool of assets with different investment objectives and investment policies.

What is meant by “shares”?

Contract holders and participants indirectly (through the insurance company separate account) purchase shares when they put money in a fund offered as an investment option in their insurance contracts. These shares are part of the fund’s authorized capital stock, but share certificates are not issued.

Each share and fractional share entitles the shareholder (the insurance company separate account) to cast one vote per share on certain fund matters, including the election of fund directors, changes in fundamental policies, or approval of material changes to the fund’s investment management agreement.

The shares of the fund have equal voting rights. The various insurance companies own the outstanding shares of the fund in their separate accounts. These separate accounts are registered under the Investment Company Act of 1940 or are exempted from registration thereunder. Under current law, the insurance companies must vote the shares held in registered separate accounts in accordance with voting instructions received from variable contract holders or participants having the right to give such instructions.

Does the fund have annual shareholder meetings?

The mutual funds that are sponsored and managed by T. Rowe Price (the “T. Rowe Price Funds”) are not required to hold regularly scheduled shareholder meetings. To avoid unnecessary costs to the funds’ shareholders, shareholder meetings are only held when certain matters, such as changes in fundamental policies or elections of directors, must be decided. In addition, shareholders representing at least 10% of all eligible votes may call a special meeting for the purpose of voting on the removal of any fund director. If a meeting is held and you cannot attend, you can vote by proxy. Before the meeting, the insurance company will send or make available to you the fund’s proxy materials that explain the matters to be decided and include instructions on voting by mail, telephone, or the Internet.

Who runs the fund?

General Oversight

The fund is governed by a Board of Directors (the “Board”) that meets regularly to review the fund’s investments, performance, expenses, and other business affairs. The Board elects the fund’s officers. At least 75% of Board members are independent of T. Rowe Price and its affiliates (the “Firm”).

Investment Adviser

T. Rowe Price is the fund’s investment adviser and oversees the selection of the fund’s investments and management of the fund’s portfolio pursuant to an investment management agreement between the investment adviser and the fund. T. Rowe Price is an SEC-registered investment adviser that provides investment management services to individual and institutional investors, and sponsors and serves as adviser and subadviser to registered investment companies, institutional separate accounts, and common trust funds. The address for T. Rowe Price is 100 East Pratt Street, Baltimore, Maryland 21202. As of December 31, 2018, the Firm had approximately \$962 billion in assets under management and provided investment management services for more than 7 million individual and institutional investor accounts.

Portfolio Management

T. Rowe Price has established an Investment Advisory Committee with respect to the fund. The committee chairman has day-to-day responsibility for managing the fund’s portfolio and works with the committee in developing and executing the fund’s investment program. The members of the committee are as follows: Michael F. Reinartz, Chairman, Steve L. Bartolini, Jason T. Collins, Michael P. Daly, Levent Demirekler, Charles B. Hill, Keir R. Joyce, Steven M. Kohlenstein, Joseph K. Lynagh, Cheryl A. Mickel, and Alexander S. Obaza. The following information provides the year that the chairman (portfolio manager) first joined the Firm and the chairman’s specific business experience during the past five years (although the chairman may have had portfolio management responsibilities for a longer period). Mr. Reinartz has been chairman of the committee since 2015. He joined the Firm in 1996 and his investment

experience dates from 2000. During the past five years, he has served as a portfolio investment analyst for short-term bond and multi-sector bond strategies. The Statement of Additional Information provides additional information about the portfolio manager's compensation, other accounts managed by the portfolio manager, and the portfolio manager's ownership of the fund's shares.

The Management Fee

The fund pays the investment adviser an annual all-inclusive management fee of 0.70% based on the fund's average daily net assets. The management fee is calculated and accrued daily and it includes investment management services and ordinary, recurring operating expenses, but does not cover interest; expenses related to borrowing, taxes, and brokerage and other transaction costs; or nonrecurring, extraordinary expenses. Through at least April 30, 2020, T. Rowe Price has contractually agreed to waive a portion of the management fee it is entitled to receive from the fund in order to limit the fund's management fee rate to 0.50% of the fund's average daily net assets. Thereafter, this agreement will automatically renew for one-year terms unless terminated by the fund's Board. Any fees waived and expenses paid under this agreement are not subject to reimbursement to T. Rowe Price by the fund.

A discussion about the factors considered by the Board and its conclusions in approving the fund's investment management agreement (and any subadvisory agreement, if applicable) appear in the fund's semiannual report to contract holders for the period ended June 30.

Variable Annuity Contracts and Variable Life Insurance Charges

Variable annuity and variable life fees and charges imposed on contract holders and participants by the insurance companies are in addition to those described previously and are described in the variable annuity and variable life contract prospectuses.

Variable Annuity Contracts and Variable Life Insurance Conflicts

The fund may serve as an investment medium for both variable annuity contracts and variable life insurance policies. Shares of the fund may be offered to separate accounts established by any number of insurance companies. The fund currently does not foresee any disadvantages to variable annuity contract owners due to the fact that the fund may serve as an investment medium for both variable life insurance policies and annuity contracts; however, due to differences in tax treatment or other considerations, it is theoretically possible that the interests of owners of annuity contracts and insurance policies for which the fund serves as an investment medium might at some time be in conflict. The fund's Board is required to monitor events to identify any material conflicts between variable annuity contract owners and variable life policy owners, and will determine what action, if any, should be taken in the event of such a conflict. If such a conflict were to occur, an insurance company participating in the fund might be required to redeem the investment of one or more of its separate accounts from the fund. This might force the fund to sell securities at disadvantageous prices.

MORE INFORMATION ABOUT THE FUND'S PRINCIPAL INVESTMENT STRATEGIES AND ITS PRINCIPAL RISKS

Consider your investment goals, your time horizon for achieving them, and your tolerance for risk. The fund is designed for individuals seeking a higher level of income than money market funds provide over time and who are able to accept the risk of modest price declines. If you are investing primarily for principal safety and liquidity, you should consider a money market fund.

The fund should not represent your complete investment program or be used for short-term trading purposes.

The fund's income level should generally be above that of a money market fund, but less than that of a long-term bond fund. Its share price should fluctuate less than that of a longer-term bond fund.

In pursuit of high income with moderate principal fluctuation, the fund invests at least 90% of assets in investment-grade securities, which provide a range of income opportunities with some additional credit risk for lower-rated investments. The balance may consist of securities rated below investment grade, including those with the lowest rating. Like all portfolio holdings, these securities are subject to vigorous credit research conducted by T. Rowe Price analysts. The fund also buys and sells interest rate futures to manage the fund's overall exposure to interest rates and adjust the portfolio's duration.

As with any mutual fund, there is no guarantee the fund will achieve its objective.

The principal risks associated with the fund's principal investment strategies include the following:

Market risks The market price of investments owned by the fund may go up or down, sometimes rapidly or unpredictably. The fund's investments may decline in value due to factors affecting the overall markets, or particular industries or sectors. The value of a

holding may decline due to general market conditions which are not specifically related to a particular issuer, such as real or perceived adverse economic conditions, changes in interest or currency rates, or generally adverse investor sentiment. The value of a holding may also decline due to factors which negatively affect a particular industry or industries, such as labor shortages, increased production costs, or competitive conditions within an industry. The fund may experience heavy redemptions that could cause it to liquidate its assets at inopportune times or at a loss or depressed value, which could cause the value of your investment in the fund to decline.

Interest rate risks The prices of bonds and other fixed income securities typically increase as interest rates fall and prices typically decrease as interest rates rise (bond prices and interest rates usually move in opposite directions). Prices fall because the bonds and notes in the fund's portfolio become less attractive to other investors when securities with higher yields become available. Generally, securities with longer maturities or durations and funds with longer weighted average maturities or durations carry greater interest rate risk. As a result, in a rising interest rate environment, the net asset value of a fund with a longer weighted average maturity or duration typically decreases at a faster rate than the net asset value of a fund with a shorter weighted average maturity or duration. Because the fund's average effective maturity does not exceed five years, the fund should have less interest rate risk than bond funds that maintain longer average maturities. Under current economic conditions, interest rates are near historically low levels. Low or negative interest rates may increase the fund's susceptibility to interest rate risk. More recently, however, interest rates have begun to rise, increasing the fund's exposure to the risks associated with rising interest rates.

Credit risks An issuer of a debt instrument held by the fund may default (fail to make scheduled interest or principal payments), potentially reducing the fund's income and share price. Credit risk is increased when portfolio holdings are downgraded or the perceived financial condition of an issuer or counterparty deteriorates.

Liquidity risks The fund may not be able to meet requests to redeem shares issued by the fund without significant dilution of the remaining shareholders' interest in the fund. In addition, the fund may not be able to sell a holding in a timely manner at a desired price. Sectors of the bond market can experience sudden downturns in trading activity. During periods of reduced market liquidity, the spread between the price at which a security can be bought and the price at which it can be sold can widen, and the fund may not be able to sell a holding readily at a price that reflects what the fund believes it should be worth. Securities with lower overall liquidity can also become more difficult to value. Liquidity risk may be the result of, among other things, the reduced number and capacity of traditional broker-dealers to make a market in fixed income securities or the lack of an active market. The potential for price movements related to liquidity risk may be magnified by a rising interest rate environment or other circumstances where selling activity from fixed income investors may be higher than normal, potentially causing increased supply in the market.

Foreign investing risks To the extent the fund holds foreign holdings, it will be subject to special risks, whether the securities are denominated in U.S. dollars or foreign currencies. These risks include potentially adverse local, political, social, and economic conditions overseas, greater volatility, lower liquidity, and the possibility that foreign currencies will decline against the U.S. dollar, lowering the value of securities denominated in those currencies and possibly the fund's share price.

Prepayment risks A fund investing in mortgage-backed securities, certain asset-backed securities, and other debt instruments that have embedded call options can be negatively impacted when interest rates fall because borrowers tend to refinance and prepay principal. Receiving increasing prepayments in a falling interest rate environment causes the average maturity of the portfolio to shorten, reducing its potential for price gains. It also requires the fund to reinvest proceeds at lower interest rates, which reduces the fund's total return and yield, and could result in a loss if bond prices fall below the level that the fund paid for them.

Extension risks A rise in interest rates or lack of refinancing opportunities can cause the fund's average maturity to lengthen unexpectedly due to a drop in expected prepayments of mortgage-backed securities, asset-backed securities, and callable debt instruments. This would increase the fund's sensitivity to rising rates and its potential for price declines.

Derivatives risks The fund's use of interest rate futures exposes the fund to additional volatility in comparison to investing directly in bonds and other debt instruments. These instruments can experience reduced liquidity and become difficult to value, and may involve leverage so that small changes produce disproportionate losses for the fund. The fund's use of interest rate futures involves the risk that anticipated changes in interest rates, prepayment rates, and/or yield curves will not be accurately predicted, which could cause the fund to underperform funds with similar investment programs.

Efforts to reduce risks Consistent with the fund's objective, the portfolio manager uses various tools to try to reduce risks and increase total return, including:

- Attempting to reduce the impact of a single holding on the fund's net asset value.
- Thorough credit research performed by T. Rowe Price analysts.

- Adjusting the fund's duration to try to reduce the drop in its share price when interest rates rise or to benefit from a rise in bond prices when interest rates fall. (For example, when interest rates rise, the portfolio manager may seek to lower the fund's overall duration in an effort to reduce the adverse impact on the fund's share price.)

In addition to the principal investment strategies and principal risks previously described, the fund may employ other investment strategies and may be subject to other risks, which include the following:

Additional strategies and risks While most assets will be invested in bonds, the fund may employ other strategies that are not considered part of the fund's principal investment strategies. For instance, in addition to bonds with customary settlement periods, the fund may purchase or sell mortgage-backed securities on a delayed delivery or forward commitment basis through the "to-be-announced" (TBA) market. With TBA transactions, the particular securities to be delivered are not identified at the trade date but the delivered securities must meet specified terms and standards. Although the particular TBA securities must meet industry-accepted "good delivery" standards, there can be no assurance that a security purchased on a forward commitment basis will ultimately be issued or delivered by the counterparty. During the settlement period, the fund will still bear the risk of any decline in the value of the security to be delivered. Whether or not the fund takes delivery of the securities at the termination date of a TBA transaction, it will nonetheless be exposed to changes in the value of the underlying investments during the term of the agreement. In addition, recently finalized rules of the Financial Industry Regulatory Authority include mandatory margin requirements that require the fund to post collateral in connection with their TBA transactions. There is no similar requirement applicable to the fund's TBA counterparties. The required collateralization of TBA trades could increase the cost of TBA transactions to the fund and impose added operational complexity.

Derivatives risks A derivative involves risks different from, and possibly greater than, the risks associated with investing directly in the assets on which the derivative is based. Derivatives can be highly volatile, illiquid, and difficult to value. Changes in the value of a derivative may not properly correlate with changes in the value of the underlying asset, reference rate, or index. The fund could be exposed to significant losses if it is unable to close a derivative position due to the lack of a liquid trading market. Derivatives involve the risk that a counterparty to the derivatives agreement will fail to make required payments or comply with the terms of the agreement. There is also the possibility that limitations or trading restrictions may be imposed by an exchange or government regulation, which could adversely impact the value and liquidity of a derivatives contract subject to such regulation.

The fund may, to a limited extent, use other types of derivatives such as forward currency exchange contracts. These instruments would normally be used to gain exposure to certain currencies expected to increase or decrease in value relative to other currencies, or to hedge any non-U.S. dollar-dominated holdings to the U.S. dollar. To the extent the fund uses forward currency exchange contracts, the fund could be exposed to potential volatility and losses in excess of the fund's initial investment, and is subject to the risk that anticipated changes in currency exchange rates will not be accurately predicted.

Recent regulations have changed the requirements related to the use of certain derivatives. Some of these new regulations have limited the availability of certain derivatives and made their use by funds more costly. It is expected that additional changes to the regulatory framework will occur, but the extent and impact of additional new regulations are not certain at this time.

Cybersecurity risks The fund may be subject to operational and information security risks resulting from breaches in cybersecurity. Cybersecurity breaches may involve unauthorized access to the digital information systems (e.g., through "hacking" or malicious software coding) of the fund or its third-party service providers, but may also result from outside attacks such as denial-of-service attacks. These breaches may, among other things, result in financial losses to the fund and its shareholders, cause the fund to lose proprietary information, disrupt business operations, or result in the unauthorized release of confidential information. Further, cybersecurity breaches involving third-party service providers, trading counterparties, or issuers in which the fund invests could subject the fund to many of the same risks associated with direct breaches.

The Statement of Additional Information contains more detailed information about the fund and its investments, operations, and expenses.

INVESTMENT POLICIES AND PRACTICES

This section provides a more detailed description of the various types of portfolio holdings and investment practices that may be used by the fund to execute its overall investment program. Some of these holdings and investment practices are considered to be principal investment strategies of the fund and have already been described earlier in this prospectus. Any of the following holdings and

investment practices that were not already described in Section 1 of this prospectus are not considered part of the fund's principal investment strategies, but they may be used by the fund to help achieve its investment objective. The fund's investments may be subject to further restrictions and risks described in the Statement of Additional Information.

Shareholder approval is required to substantively change the fund's investment objective. Shareholder approval is also required to change certain investment restrictions noted in the following section as "fundamental policies." Portfolio managers also follow certain "operating policies" that can be changed without shareholder approval. Shareholders will receive at least 60 days' prior notice of a change in the fund's policy requiring it to normally invest at least 80% of net assets in bonds.

The fund's holdings in certain kinds of investments cannot exceed maximum percentages as set forth in this prospectus and the Statement of Additional Information. For instance, there are limitations regarding the fund's investments in certain types of derivatives. While these restrictions provide a useful level of detail about the fund's investments, investors should not view them as an accurate gauge of the potential risk of such investments. For example, in a given period, a 5% investment in derivatives could have a significantly greater impact on the fund's share price than its weighting in the portfolio. The net effect of a particular investment depends on its volatility and the size of its overall return in relation to the performance of all of the fund's investments.

Certain investment restrictions, such as a required minimum or maximum investment in a particular type of security, are measured at the time the fund purchases a security. The status, market value, maturity, duration, credit quality, or other characteristics of the fund's securities may change after they are purchased, and this may cause the amount of the fund's assets invested in such securities to exceed the stated maximum restriction or fall below the stated minimum restriction. If any of these changes occur, it would not be considered a violation of the investment restriction and will not require the sale of an investment if it was proper at the time the investment was made (this exception does not apply to the fund's borrowing policy). However, certain changes will require holdings to be sold or purchased by the fund during the time it is above or below the stated percentage restriction in order for the fund to be in compliance with applicable restrictions.

Changes in the fund's holdings, the fund's performance, and the contribution of various investments to the fund's performance are discussed in the shareholder reports.

Portfolio managers have considerable discretion in choosing investment strategies and selecting securities they believe will help achieve the fund's objective.

Types of Portfolio Securities

In seeking to meet its investment objective, the fund may invest in any type of security or instrument (including certain potentially high-risk derivatives described in this section) whose investment characteristics are consistent with its investment program. The following pages describe various types of the fund's holdings and investment management practices, some of which are also described as part of the fund's principal investment strategies.

Diversification As a fundamental policy, the fund will not purchase a security if, as a result, with respect to 75% of its total assets, more than 5% of the fund's total assets would be invested in securities of a single issuer or more than 10% of the outstanding voting securities of the issuer would be held by the fund.

Bonds

A bond is an interest-bearing security. The issuer has a contractual obligation to pay interest at a stated rate on specific dates and to repay principal (the bond's face value) on a specified date. An issuer may have the right to redeem or "call" a bond before maturity, and the investor may have to reinvest the proceeds at lower market rates. Bonds can be issued by U.S. and foreign governments, states, and municipalities, as well as a wide variety of companies.

A bond's annual interest income, set by its coupon rate, is usually fixed for the life of the bond. Its yield (income as a percent of current price) will fluctuate to reflect changes in interest rate levels. A bond's price usually rises when interest rates fall and vice versa, so its yield generally stays consistent with current market conditions.

Conventional fixed rate bonds offer a coupon rate for a fixed maturity with no adjustment for inflation. Real rate of return bonds also offer a fixed coupon but include ongoing inflation adjustments for the life of the bond.

Bonds may be unsecured (backed by the issuer's general creditworthiness only) or secured (also backed by specified collateral). Bonds include asset- and mortgage-backed securities.

Certain bonds have floating or variable interest rates that are adjusted periodically based on a particular index. These interest rate adjustments tend to minimize fluctuations in the bonds' principal values. The maturity of certain floating rate securities may be shortened under certain specified conditions.

Mortgage-Backed Securities

The fund may invest in a variety of mortgage-backed securities. Mortgage lenders pool individual home mortgages with similar characteristics to back a certificate or bond, which is sold to investors such as the fund. Interest and principal payments generated by the underlying mortgages are passed through to the investors. The "big three" issuers are the Government National Mortgage Association, the Federal National Mortgage Association, and the Federal Home Loan Mortgage Corporation. Government National Mortgage Association certificates are backed by the full faith and credit of the U.S. government, while others, such as the Federal National Mortgage Association and Federal Home Loan Mortgage Corporation certificates, are only supported by the ability to borrow from the U.S. Treasury or by the credit of the agency. (Since September 2008, the Federal National Mortgage Association and the Federal Home Loan Mortgage Corporation have operated under conservatorship of the Federal Housing Finance Agency, an independent federal agency.) Private mortgage bankers and other institutions also issue mortgage-backed securities.

Mortgage-backed securities are subject to scheduled and unscheduled principal payments as homeowners pay down or prepay their mortgages. As these payments are received, they must be reinvested when interest rates may be higher or lower than on the original mortgage security. Therefore, these securities are not an effective means of locking in long-term interest rates. In addition, when interest rates fall, the rate of mortgage prepayments, including refinancings, tends to increase. Refinanced mortgages are paid off at face value or "par," causing a loss for any investor who may have purchased the security at a price above par. In such an environment, this risk limits the potential price appreciation of these securities and can negatively affect the fund's net asset value. When interest rates rise, the prices of mortgage-backed securities can be expected to decline. In addition, when interest rates rise and prepayments slow, the effective duration of mortgage-backed securities extends, resulting in increased price volatility.

Operating policy There is no overall limit on the fund's investments in mortgage-backed securities.

Additional mortgage-backed securities in which the fund may invest include:

Collateralized Mortgage Obligations Collateralized mortgage obligations are debt instruments that are fully collateralized by a portfolio of mortgages or mortgage-backed securities including Government National Mortgage Association, Federal National Mortgage Association, Federal Home Loan Mortgage Corporation, and non-agency-backed mortgages. All interest and principal payments from the underlying mortgages are passed through to the collateralized mortgage obligations in such a way as to create different classes with varying risk characteristics, payment structures, and maturity dates. Collateralized mortgage obligation classes may pay fixed or variable rates of interest, and certain classes have priority over others with respect to the receipt of prepayments and allocation of defaults.

Stripped Mortgage Securities Stripped mortgage securities are created by separating the interest and principal payments generated by a pool of mortgage-backed securities or a collateralized mortgage obligation to create additional classes of securities. Generally, one class receives interest-only payments and another receives principal-only payments. Unlike other mortgage-backed securities and principal-only strips, the value of interest-only strips tends to move in the same direction as interest rates. The fund can use interest-only strips as a hedge against falling prepayment rates (when interest rates are rising) and/or in an unfavorable market environment. Principal-only strips can be used as a hedge against rising prepayment rates (when interest rates are falling) and/or in a favorable market environment. Interest-only strips and principal-only strips are acutely sensitive to interest rate changes and to the rate of principal prepayments.

A rapid or unexpected increase in prepayments can severely depress the price of interest-only strips, while a rapid or unexpected decrease in prepayments could have the same effect on principal-only strips. Of course, under the opposite conditions these securities may appreciate in value. These securities can be very volatile in price and may have lower overall liquidity than most other mortgage-backed securities. Certain non-stripped collateralized mortgage obligation classes may also exhibit these qualities, especially those that pay variable rates of interest that adjust inversely with, and more rapidly than, short-term interest rates. In addition, if interest rates rise rapidly and prepayment rates slow more than expected, certain collateralized mortgage obligation classes, in addition to losing value, can exhibit characteristics of long-term securities and become more volatile. There is no guarantee that the fund's investments in collateralized mortgage obligations, interest-only strips, or principal-only strips will be successful, and the fund's total return could be adversely affected as a result.

Operating policy The fund's investments in stripped mortgage securities are limited to 10% of its total assets.

Commercial Mortgage-Backed Securities Commercial mortgage-backed securities are securities created from a pool of commercial mortgage loans, such as loans for hotels, shopping centers, office buildings, and apartment buildings. Interest and principal payments from the loans are passed on to the investor according to a schedule of payments. Credit quality depends primarily on the quality of the loans themselves and on the structure of the particular deal. Generally, deals are structured with senior and subordinate classes. The degree of subordination is determined by the rating agencies that rate the individual classes of the structure. Commercial mortgages are generally structured with prepayment penalties, which greatly reduce prepayment risk to the investor. However, the value of these securities may change because of actual or perceived changes in the creditworthiness of the individual borrowers, their tenants, the servicing agents, or the general state of commercial real estate. There is no limit on fund investments in these securities.

Asset-Backed Securities

An underlying pool of assets, such as credit card or automobile trade receivables or corporate loans or bonds, backs these bonds and provides the interest and principal payments to investors. On occasion, the pool of assets may also include a swap obligation, which is used to change the cash flows on the underlying assets. As an example, a swap may be used to allow floating rate assets to back a fixed rate obligation. Credit quality depends primarily on the quality of the underlying assets, the level of any credit support provided by the structure or by a third-party insurance wrap or a line of credit, and the credit quality of the swap counterparty, if any. The underlying assets (i.e., loans) are sometimes subject to prepayments, which can shorten the security's effective maturity and may lower its return. The value of these securities also may change because of actual or perceived changes in the creditworthiness of the individual borrowers, the originator, the servicing agent, the financial institution providing the credit support, or the swap counterparty. There is no limit on the fund's investments in asset-backed securities.

High Yield Bonds

The price and yield of noninvestment-grade (high yield) bonds, including noninvestment-grade emerging market bonds, can be expected to fluctuate more than the price and yield of higher-quality bonds. Because these bonds are rated below BBB (or an equivalent rating) or are in default, they are regarded as predominantly speculative with respect to the issuer's continuing ability to meet principal and interest payments. Successful investment in lower-medium and low-quality bonds involves greater investment risk and is highly dependent on T. Rowe Price's credit analysis. A real or perceived economic downturn or higher interest rates could cause a decline in high yield bond prices by lessening the ability of issuers to make principal and interest payments. These bonds are often thinly traded and can be more difficult to sell and value accurately than higher-quality bonds. Because objective pricing data may be less available, judgment may play a greater role in the valuation process.

Operating policy The fund's investments in below investment-grade debt instruments, which could include "junk" bonds and loans, are limited to 10% of its total assets. The fund's investments in convertible securities are not subject to this limit.

Inflation-Linked Securities

Inflation-linked securities are income-generating instruments whose interest and principal payments are adjusted for inflation—a sustained increase in prices of goods and services that erodes the purchasing power of money. Treasury inflation-protected securities are inflation-linked securities issued by the U.S. government. Inflation-linked bonds are also issued by corporations, U.S. government agencies, and foreign governments. The inflation adjustment, which is typically applied monthly to the principal of the bond, follows a designated inflation index, such as the Consumer Price Index. A fixed coupon rate is applied to the inflation-adjusted principal so that as inflation rises, both the principal value and the interest payments increase. This can provide investors with a hedge against inflation, as it helps preserve the purchasing power of your investment. Because of this inflation-adjustment feature, inflation-protected bonds typically have lower yields than conventional fixed rate bonds.

Inflation-protected bonds normally will decline in price when real interest rates rise. (A real interest rate is calculated by subtracting the inflation rate from a nominal interest rate. For example, if a 10-year Treasury note is yielding 5% and inflation expectations for the next 10 years are 2%, the real interest rate is 3%.) If inflation is negative, the principal and income of an inflation-protected bond could decline and result in losses for the fund.

Loan Participations and Assignments

The fund may make investments through the purchase or execution of a privately negotiated note or loan, or may acquire loans as an assignment from another lender that holds a direct interest in the loan or as a participation interest in another lender's portion of the loan. Larger loans to corporations or governments may be shared or syndicated among several lenders, usually banks. The fund could participate in such syndicates or could buy part of a loan, becoming a direct lender. These loans may often be obligations of companies or governments in financial distress or in default. These investments involve special types of risk, including those of being a lender, reduced liquidity, increased credit risk, and volatility.

Bank loans may be acquired directly through an agent acting on behalf of the lenders participating in the loan, as an assignment from another lender who holds a direct interest in the loan, or as a participation interest in another lender's portion of the loan. An assignment typically results in the purchaser succeeding to all rights and obligations under the loan agreement between the assigning lender and the borrower. However, assignments may be arranged through private negotiations, and the rights and obligations acquired by the purchaser of an assignment may differ from, and be more limited than, those held by the assigning lender.

A participation interest is a fractional interest in a loan, issued by a lender or other financial institution. To the extent the fund invests in loans through participation interests, it will be more difficult for it to enforce its rights against the borrower because it will have established a direct contractual relationship with the seller of the participation interest but not with the borrower. When the fund invests in a loan by participation, it must rely on another party not only for the enforcement of its rights against the borrower, but also for the receipt and processing of payments due under the loan. Investing in a participation interest limits the fund's ability to file a claim directly as a creditor in the event of the borrower's bankruptcy.

Operating policy The fund's investments in loan participations and assignments are limited to 10% of its total assets.

Foreign Securities

The fund may invest in foreign securities. Foreign securities could include non-U.S. dollar-denominated securities traded outside the U.S. and U.S. dollar-denominated securities of foreign issuers traded in the U.S. Investing in foreign securities involves special risks that can increase the potential for losses. These include exposure to potentially adverse local, political, social, and economic developments such as war, political instability, hyperinflation, currency devaluations, and overdependence on particular industries; government interference in markets such as nationalization and exchange controls, expropriation of assets, or imposition of punitive taxes; the imposition of international trade and capital barriers and other protectionist or retaliatory measures; potentially lower liquidity and higher volatility; possible problems arising from accounting, disclosure, settlement, and regulatory practices and legal rights that differ from U.S. standards; and the potential for fluctuations in foreign exchange rates to decrease the investment's value (favorable changes can increase its value). These risks are heightened for the fund's investments in emerging markets.

Operating policy There is no limit on the fund's investments in U.S. dollar-denominated debt instruments issued by foreign issuers, foreign branches of U.S. banks, and U.S. branches of foreign banks. The fund may also invest up to 10% of its total assets (excluding reserves) in non-U.S. dollar-denominated debt instruments. Subject to the overall limit on the fund's investments in foreign debt instruments, there is no limit on the amount of foreign investments that may be made in emerging markets.

Derivatives and Leverage

A derivative is a financial instrument whose value is derived from an underlying security, such as a stock or bond, or from a market benchmark, such as an interest rate index. Many types of investments representing a wide range of risks and potential rewards may be considered derivatives, including conventional instruments such as futures and options, as well as other potentially more complex investments such as swaps and structured notes. The use of derivatives can involve leverage. Leverage has the effect of magnifying returns, positively or negatively. The effect on returns will depend on the extent to which an investment is leveraged. For example, an investment of \$1, leveraged at 2 to 1, would have the effect of an investment of \$2. Leverage ratios can be higher or lower with a corresponding effect on returns. The fund may use derivatives in a variety of situations, including for the purposes of accomplishing any or all of the following: to hedge against a decline in principal value, to increase yield, to gain exposure to eligible asset classes or securities with greater efficiency and at a lower cost than is possible through a direct investment, or to adjust portfolio duration or credit risk exposures. In accordance with the Investment Company Act of 1940 and various SEC positions, the fund must "set aside" (often referred to as "asset segregation") liquid assets, or engage in other measures, to "cover" open positions with respect to certain kinds of derivative instruments.

While individual fund investments may involve leverage, the fund will not invest in any high-risk, highly leveraged derivative instrument that, at the time of entering into the derivative transaction, is expected to cause the overall price volatility of the portfolio to be meaningfully greater than that of a five-year investment-grade bond.

Derivatives that may be used include the following instruments, as well as others that combine the risk characteristics and features of futures, options, and swaps:

Futures and Options Futures are often used to establish exposures or manage or hedge risk because they enable the investor to buy or sell an asset in the future at an agreed-upon price. Options may be used to generate additional income, to enhance returns, or as a defensive technique to protect against anticipated declines in the value of an asset. Call options give the investor the right to purchase (when the investor purchases the option), or the obligation to sell (when the investor "writes" or sells the option), an asset at a predetermined price in the future. Put options give the purchaser of the option the right to sell, or the seller (or "writer") of the option

the obligation to buy, an asset at a predetermined price in the future. Futures and options contracts may be bought or sold for any number of reasons, including to manage exposure to changes in interest rates, bond prices, foreign currencies, and credit quality; as an efficient means of increasing or decreasing the fund's exposure to certain markets; in an effort to enhance income; to improve risk-adjusted returns; to protect the value of portfolio securities; and to serve as a cash management tool. Call or put options may be purchased or sold on securities, futures, financial indexes, and foreign currencies. The fund may choose to continue a futures contract by "rolling over" an expiring futures contract into an identical contract with a later maturity date. This could increase the fund's transaction costs and portfolio turnover rate.

Futures and options contracts may not always be successful investments or hedges; their prices can be highly volatile; using them could lower the fund's total return; the potential loss from the use of futures can exceed the fund's initial investment in such contracts; and the losses from certain options written by the fund could be unlimited.

Operating policies Initial margin deposits on futures and premiums on options used for non-hedging purposes will not exceed 5% of the fund's net asset value. The total market value of securities covering call or put options may not exceed 25% of the fund's total assets. No more than 5% of the fund's total assets will be committed to premiums when purchasing call or put options.

Swaps The fund may invest in interest rate, index, total return, credit default, and other types of swap agreements, as well as options on swaps, commonly referred to as "swaptions," and interest rate swap futures, which are instruments that provide a way to obtain swap exposure and the benefits of futures in one contract. All of these agreements are considered derivatives and, in certain cases, high-risk derivatives. Interest rate, index, and total return swaps are two-party contracts under which the fund and a counterparty, such as a broker or dealer, agree to exchange the returns (or differentials in rates of return) earned or realized on particular predetermined investments or indexes. Credit default swaps are agreements where one party (the protection buyer) will make periodic payments to another party (the protection seller) in exchange for protection against specified credit events, such as defaults and bankruptcies related to an issuer or underlying credit instrument. Swap futures are futures contracts on interest rate swaps that enable purchasers to settle in cash at a future date at the price determined by a specific benchmark rate at the end of a fixed period. Swaps, swaptions, and swap futures can be used for a variety of purposes, including to manage the fund's overall exposure to changes in interest or foreign currency exchange rates and credit quality; as an efficient means of adjusting the fund's exposure to certain markets; in an effort to enhance income or total return or protect the value of portfolio securities; to serve as a cash management tool; and to adjust portfolio duration or credit risk exposure.

There are risks in the use of swaps and related instruments. Swaps could result in losses if interest or foreign currency exchange rates or credit quality changes are not correctly anticipated by the fund. Total return swaps could result in losses if the reference index, security, or investments do not perform as anticipated. Credit default swaps can increase the fund's exposure to credit risk and could result in losses if evaluation of the creditworthiness of the counterparty, or of the company or government on which the credit default swap is based, is incorrect. The use of swaps, swaptions, and swap futures may not always be successful. Using them could lower the fund's total return, their prices can be highly volatile, and the potential loss from the use of swaps can exceed the fund's initial investment in such instruments. Also, the other party to a swap agreement could default on its obligations or refuse to cash out the fund's investment at a reasonable price, which could turn an expected gain into a loss. Although there should be minimal counterparty risk associated with investments in interest rate swap futures, the fund could experience delays and/or losses due to the bankruptcy of a swap dealer through which the fund engaged in the transaction.

Operating policies A swap agreement with any single counterparty will not be entered into if the net amount owed or to be received under existing contracts with that party would exceed 5% of the fund's total assets or if the net amount owed or to be received by the fund under all outstanding swap agreements will exceed 10% of its total assets. (Swap agreements that are cleared and settled through a clearinghouse, or traded on an exchange or swap execution facility, are not subject to these limits.) For swaptions, the total market value of securities covering call or put options may not exceed 25% of the fund's total assets. No more than 5% of the fund's total assets will be committed to premiums when purchasing call or put swaptions.

Hybrid Instruments Hybrid instruments (a type of potentially high-risk derivative) can combine the characteristics of securities, futures, and options. For example, the principal amount or interest rate of a hybrid could be tied (positively or negatively) to the price of some commodity, currency, security, or securities index or another interest rate (each a "benchmark"). Hybrids can be used as an efficient means of pursuing a variety of investment goals, including currency hedging, duration management, and increased total return. Hybrids may or may not bear interest or pay dividends. The value of a hybrid or its interest rate may be a multiple of a benchmark and, as a result, may be leveraged and move (up or down) more steeply and rapidly than the benchmark. These benchmarks may be sensitive to economic and political events, such as commodity shortages and currency devaluations, which cannot be readily foreseen by the purchaser of a hybrid. Under certain conditions, the redemption value of a hybrid could be zero. Thus, an

investment in a hybrid may entail significant market risks that are not associated with a similar investment in a traditional, U.S. dollar-denominated bond that has a fixed principal amount and pays a fixed rate or floating rate of interest. The purchase of hybrids also exposes the fund to the credit risk of the issuer of the hybrid. These risks may cause significant fluctuations in the net asset value of the fund.

Hybrids can have volatile prices and limited liquidity, and their use may not be successful.

Operating policy The fund's investments in hybrid instruments are limited to 10% of its total assets.

Currency Derivatives A fund that invests in foreign securities may attempt to hedge its exposure to potentially unfavorable currency changes. The primary means of doing this is through the use of forward currency exchange contracts, which are contracts between two counterparties to exchange one currency for another on a future date at a specified exchange rate. The fund may also use these instruments to create a synthetic bond, which is issued in one currency with the currency component transformed into another currency. However, futures, swaps, and options on foreign currencies may also be used. In certain circumstances, the fund may use currency derivatives to substitute a different currency for the currency in which the investment is denominated, a strategy known as proxy hedging. If the fund were to engage in any of these foreign currency transactions, it could serve to protect its foreign securities from adverse currency movements relative to the U.S. dollar, although the fund may also use currency derivatives in an effort to gain exposure to a currency expected to appreciate in value versus other currencies. As a result, the fund could be invested in a currency without holding any securities denominated in that currency. Such transactions involve, among other risks, the risk that anticipated currency movements will not occur, which could reduce the fund's total return. There are certain markets, including many emerging markets, where it is not possible to engage in effective foreign currency hedging.

Operating policy The fund will not commit more than 10% of its total assets to any combination of currency derivatives.

When-Issued Securities and Forwards

The fund may purchase securities on a when-issued or delayed delivery basis or may purchase or sell securities on a forward commitment basis. The price of these securities is fixed at the time of the commitment to buy, but delivery and payment take place after the customary settlement period for that type of security (often a month or more later). During the interim period, the price and yield of the securities can fluctuate, and typically no interest accrues to the purchaser. At the time of delivery, the market value of the securities may be more or less than the purchase or sale price. To the extent the fund remains fully or almost fully invested (in securities with a remaining maturity of more than one year) at the same time it purchases these securities, there will be greater fluctuations in the fund's net asset value than if the fund did not purchase them.

Investments in Other Investment Companies

The fund may invest in other investment companies, including open-end funds, closed-end funds, and exchange-traded funds.

The fund may purchase the securities of another investment company to temporarily gain exposure to a portion of the market while awaiting the purchase of securities or as an efficient means of gaining exposure to a particular asset class. The fund might also purchase shares of another investment company to gain exposure to the securities in the investment company's portfolio at times when the fund may not be able to buy those securities directly. Any investment in another investment company would be consistent with the fund's objective and investment program.

The risks of owning another investment company are generally similar to the risks of investing directly in the securities in which that investment company invests. However, an investment company may not achieve its investment objective or execute its investment strategy effectively, which may adversely affect the fund's performance. In addition, because closed-end funds and exchange-traded funds trade on a secondary market, their shares may trade at a premium or discount to the actual net asset value of their portfolio securities and their shares may have greater volatility if an active trading market does not exist.

As a shareholder of another investment company, the fund must pay its pro-rata share of that investment company's fees and expenses. The fund's investments in non-T. Rowe Price investment companies are subject to the limits that apply to investments in other funds under the Investment Company Act of 1940 or under any applicable exemptive order.

Illiquid Investments

Some of the fund's holdings may be considered illiquid because they may not reasonably be expected to be sold or disposed of in current market conditions in seven calendar days or less without the sale or disposition significantly changing the market value of the investment. The determination of liquidity involves a variety of factors. Illiquid securities may include private placements that are sold directly to a small number of investors, usually institutions. Unlike public offerings, such securities are not registered with the SEC. Although certain of these securities may be readily sold (for example, pursuant to Rule 144A under the Securities Act of 1933) and

therefore deemed liquid, others may have resale restrictions and be considered illiquid. The sale of illiquid investments may involve substantial delays and additional costs, and the fund may only be able to sell such investments at prices substantially lower than what it believes they are worth. In addition, the fund's investments in illiquid investments may reduce the returns of the fund because it may be unable to sell such investments at an advantageous time, which could prevent the fund from taking advantage of other investment opportunities.

Operating policy The fund may not acquire an illiquid investment if, immediately after the acquisition, the fund would have invested more than 15% of its net assets in illiquid investments.

Types of Investment Management Practices

Reserve Position

A certain portion of the fund's assets may be held in reserves. The fund's reserve positions will primarily consist of: (1) shares of a T. Rowe Price internal money market fund or short-term bond fund (which do not charge any management fees); (2) short-term, high-quality U.S. and foreign dollar-denominated money market securities, including repurchase agreements; and (3) U.S. dollar or non-U.S. dollar currencies. In order to respond to adverse market, economic, political, or other conditions, the fund may assume a temporary defensive position that is inconsistent with its principal investment objective and/or strategies and may invest, without limitation, in reserves. If the fund has significant holdings in reserves, it could compromise its ability to achieve its objective. The reserve position provides flexibility in meeting redemptions, paying expenses, and managing cash flows into the fund and can serve as a short-term defense during periods of unusual market volatility. Non-U.S. dollar reserves are subject to currency risk.

Borrowing Money and Transferring Assets

The fund may borrow from banks, other persons, and other T. Rowe Price Funds for temporary or emergency purposes, to facilitate redemption requests, or for other purposes consistent with the fund's policies as set forth in this prospectus and the Statement of Additional Information. Such borrowings may be collateralized with the fund's assets, subject to certain restrictions.

Fundamental policy Borrowings may not exceed 33 $\frac{1}{3}$ % of the fund's total assets. This limitation includes any borrowings for temporary or emergency purposes, applies at the time of the transaction, and continues to the extent required by the Investment Company Act of 1940.

Operating policy The fund will not transfer portfolio securities as collateral except as necessary in connection with permissible borrowings or investments, and then such transfers may not exceed 33 $\frac{1}{3}$ % of its total assets. The fund will not purchase additional securities when its borrowings exceed 5% of its total assets.

Meeting Redemption Requests

We expect that the fund will hold cash or cash equivalents to meet redemption requests. The fund may also use the proceeds from the sale of portfolio securities to meet redemption requests if consistent with the management of the fund. These redemption methods will be used regularly and may also be used in deteriorating or stressed market conditions. The fund reserves the right to pay redemption proceeds with securities from the fund's portfolio rather than in cash (redemptions in-kind), as described under "Large Redemptions." Redemptions in-kind are typically used to meet redemption requests that represent a large percentage of the fund's net assets in order to minimize the effect of large redemptions on the fund and its remaining shareholders. In general, any redemptions in-kind will represent a pro-rata distribution of the fund's securities, subject to certain limited exceptions. Redemptions in-kind may be used regularly in circumstances as described above and may also be used in stressed market conditions.

The fund, along with other T. Rowe Price Funds, is a party to an interfund lending exemptive order received from the SEC that permits the T. Rowe Price Funds to borrow money from and/or lend money to other T. Rowe Price Funds to help the funds meet short-term redemptions and liquidity needs.

During periods of deteriorating or stressed market conditions, when an increased portion of the fund's portfolio may be composed of holdings with reduced liquidity or lengthy settlement periods, or during extraordinary or emergency circumstances, the fund may be more likely to pay redemption proceeds with cash obtained through interfund lending or short-term borrowing arrangements (if available), or by redeeming a large redemption request in-kind.

Lending of Portfolio Securities

The fund may lend its securities to broker-dealers, other institutions, or other persons to earn additional income. Risks include the potential insolvency of the broker-dealer or other borrower that could result in delays in recovering securities and capital losses. Additionally, losses could result from the reinvestment of collateral received on loaned securities in investments that decline in value, default, or do not perform as well as expected.

Fundamental policy The value of loaned securities may not exceed 33 1/3% of the fund's total assets.

Credit Quality Considerations

The credit quality of many fund holdings is evaluated by rating agencies such as Moody's Investors Service, Inc. (Moody's), S&P Global Ratings (S&P), and Fitch Ratings, Inc. (Fitch). Credit quality refers to the issuer's ability and willingness to meet all required interest and principal payments. The highest ratings are assigned to issuers perceived to have the lowest credit risks. T. Rowe Price credit research analysts also evaluate the fund's holdings, including those rated by outside agencies. Other things being equal, bonds and other debt obligations with lower ratings typically have higher yields due to greater credit risk.

Credit quality ratings are not guarantees. They are estimates of an issuer's creditworthiness and ability to make interest and principal payments as they come due. Ratings can change at any time due to actual or perceived changes in an issuer's creditworthiness or financial fundamentals.

Bonds rated Baa and above by Moody's, and BBB and above by S&P and Fitch, are considered to be "investment grade." Bonds that are rated below these categories are considered to have greater credit risk and are referred to as "below investment grade" or "noninvestment grade." Bonds rated below investment grade range from speculative to highly speculative with respect to the issuer's ability or willingness to pay interest and repay principal. The following table summarizes the rating scales and associated credit risk assigned by the major rating agencies. Within these categories, the rating may be modified with a symbol (such as 1, 2, and 3, or a plus or minus) to indicate whether the bond is ranked in the higher or lower end of its rating category. T. Rowe Price generally relies upon its own credit analysis when selecting investments.

Ratings of Debt Instruments

Moody's	S&P	Fitch	Description of Category
Aaa	AAA	AAA	Lowest level of credit risk with extremely strong capacity to meet financial commitments
Aa	AA	AA	Very low credit risk with very strong capacity to meet financial commitments
A	A	A	Low credit risk with strong capacity to meet financial commitments
Baa	BBB	BBB	Moderate credit risk with adequate capacity to meet financial commitments
Ba	BB	BB	Subject to substantial credit risk, and adverse conditions could lead to inadequate capacity to meet financial commitments
B	B	B	Subject to high credit risk, and adverse conditions will likely impair capacity to meet financial commitments
Caa	CCC	CCC	Subject to very high credit risk and dependent upon favorable conditions to meet financial commitments
Ca	CC	CC	Highly vulnerable to nonpayment and likely in, or very near, default with some prospect of recovery of principal and interest
C	C	C	Typically in default with little prospect for recovery of principal and interest
—	D	D	In default

Portfolio Turnover

Turnover is an indication of frequency of trading. Each time the fund purchases or sells a security, it incurs a cost. This cost is reflected in the fund's net asset value but not in its operating expenses. The higher the turnover rate, the higher the transaction costs and the greater the impact on the fund's total return. The fund's portfolio turnover rates are shown in the Financial Highlights tables.

FINANCIAL HIGHLIGHTS

The Financial Highlights tables, which provide information about each class' financial history, are based on a single share outstanding throughout the periods shown. The tables are part of the fund's financial statements, which are included in its annual report and are incorporated by reference into the Statement of Additional Information (available upon request). The financial statements in the annual report were audited by the fund's independent registered public accounting firm, PricewaterhouseCoopers LLP.

FINANCIAL HIGHLIGHTS

For a share outstanding throughout each period

Portfolio

	Year Ended				
	12/31/18	12/31/17	12/31/16	12/31/15	12/31/14
NET ASSET VALUE					
Beginning of period	\$ 4.82	\$ 4.84	\$ 4.84	\$ 4.88	\$ 4.91
Investment activities					
Net investment income ⁽¹⁾⁽²⁾	0.09	0.06	0.05	0.04	0.05
Net realized and unrealized gain / loss	(0.03)	(0.01)	0.02	(0.02)	(0.02)
Total from investment activities	0.06	0.05	0.07	0.02	0.03
Distributions					
Net investment income	(0.10)	(0.07)	(0.07)	(0.06)	(0.06)
NET ASSET VALUE					
End of period	\$ 4.78	\$ 4.82	\$ 4.84	\$ 4.84	\$ 4.88

Ratios/Supplemental Data

Total return⁽²⁾⁽³⁾	1.18%	1.05%	1.37%	0.31%	0.64%
Ratios to average net assets: ⁽²⁾					
Gross expenses before waivers/payments by Price Associates	0.60%	0.70%	0.70%	0.70%	0.70%
Net expenses after waivers/payments by Price Associates	0.60%	0.70%	0.70%	0.70%	0.70%
Net investment income	1.93%	1.29%	1.05%	0.82%	1.00%
Portfolio turnover rate	52.6%	55.9%	58.0%	89.2%	117.0%
Net assets, end of period (in thousands)	\$ 434,175	\$ 443,270	\$ 390,964	\$ 420,125	\$ 261,935

⁽¹⁾ Per share amounts calculated using average shares outstanding method.

⁽²⁾ Includes the impact of expense-related arrangements with Price Associates.

⁽³⁾ Total return reflects the rate that an investor would have earned on an investment in the fund during each period, assuming reinvestment of all distributions.

FINANCIAL HIGHLIGHTS

For a share outstanding throughout each period

Portfolio—II Class

	Year Ended				
	12/31/18	12/31/17	12/31/16	12/31/15	12/31/14
NET ASSET VALUE					
Beginning of period	\$ 4.80	\$ 4.82	\$ 4.82	\$ 4.86	\$ 4.89
Investment activities					
Net investment income ^{(1) (2)}	0.08	0.05	0.04	0.03	0.04
Net realized and unrealized gain / loss	(0.04)	(0.01)	0.01	(0.03)	(0.02)
Total from investment activities	0.04	0.04	0.05	-	0.02
Distributions					
Net investment income	(0.08)	(0.06)	(0.05)	(0.04)	(0.05)
NET ASSET VALUE					
End of period	\$ 4.76	\$ 4.80	\$ 4.82	\$ 4.82	\$ 4.86

Ratios/Supplemental Data

Total return^{(2) (3)}	0.93%	0.81%	1.12%	0.06%	0.39%
Ratios to average net assets: ⁽²⁾					
Gross expenses before waivers/payments by Price Associates	0.84%	0.95%	0.95%	0.95%	0.95%
Net expenses after waivers/payments by Price Associates	0.84%	0.95%	0.95%	0.95%	0.95%
Net investment income	1.72%	1.09%	0.77%	0.62%	0.81%
Portfolio turnover rate	52.6%	55.9%	58.0%	89.2%	117.0%
Net assets, end of period (in thousands)	\$ 15,247	\$ 7,378	\$ 9,979	\$ 11,043	\$ 8,224

⁽¹⁾ Per share amounts calculated using average shares outstanding method.⁽²⁾ Includes the impact of expense-related arrangements with Price Associates.⁽³⁾ Total return reflects the rate that an investor would have earned on an investment in the fund during each period, assuming reinvestment of all distributions.

DISCLOSURE OF FUND PORTFOLIO INFORMATION

The T. Rowe Price Funds' complete portfolio holdings as of their fiscal year-ends are disclosed in their annual shareholder reports and their complete portfolio holdings as of their fiscal mid-point are disclosed in their semiannual shareholder reports. The annual and semiannual shareholder reports are filed with the SEC and sent to the funds' shareholders within 60 days of the period covered. The shareholder reports are publicly available immediately upon filing with the SEC. Beginning with reporting periods ending on or after March 1, 2019, the T. Rowe Price Funds also publicly disclose their complete portfolio holdings as of their first and third fiscal quarter-ends on Form N-PORT, along with other fund information. Form N-PORT is filed with the SEC each quarter, and the fund's complete portfolio holdings as of its first and third fiscal quarter-ends are made publicly available 60 days after the end of each quarter. Prior to March 1, 2019, the T. Rowe Price Funds disclosed their complete portfolio holdings for their first and third fiscal quarter-ends on Form N-Q, which was filed with the SEC within 60 days of the period covered and made publicly available immediately upon filing with the SEC. Neither Form N-PORT nor Form N-Q is sent to the funds' shareholders. Under certain conditions, the shareholder

reports, Form N-PORT, and Form N-Q may include up to 5% of a fund's holdings under the caption "Miscellaneous Securities" without identifying the specific security or issuer. Generally, a holding would not be individually identified if it is determined that its disclosure could be harmful to the fund or its shareholders. A holding will not be excluded for these purposes from a fund's SEC filings for more than one year. The money market funds also file detailed month-end portfolio holdings information on Form N-MFP with the SEC each month. Form N-MFP is publicly available immediately upon filing with the SEC.

In addition, most T. Rowe Price Funds disclose their calendar quarter-end portfolio holdings on **troweprice.com** 15 calendar days after each quarter. At the discretion of the investment adviser, these holdings reports may exclude the issuer name and other information relating to a holding in order to protect the fund's interests and prevent harm to the fund or its shareholders. Private placements and other restricted securities may not be individually identified in the calendar quarter-end holdings on **troweprice.com**, but would be disclosed in any SEC filings. Money market funds also disclose on **troweprice.com** their month-end complete portfolio holdings five business days after each month-end and historical information about the fund's investments for the previous six months, as of the last business day of the preceding month. This information includes, among other things, the percentage of the fund's investments in daily and weekly liquid assets, the fund's weighted average maturity and weighted average life, the fund's market-based net asset value, and the fund's net inflows and outflows. The calendar quarter-end portfolio holdings will remain on the website for one year and the month-end money market fund portfolio holdings will remain on the website for six months. In addition, most T. Rowe Price Funds disclose their 10 largest holdings, along with the percentage of the relevant fund's total assets that each of the 10 holdings represents, on **troweprice.com** on the seventh business day after each month-end. These holdings are listed in numerical order based on such percentages of the fund's assets. Each monthly top 10 list will remain on the website for six months. A description of T. Rowe Price's policies and procedures with respect to the disclosure of portfolio information is available in the Statement of Additional Information.

The following policies and procedures generally apply to the T. Rowe Price Variable Insurance Portfolios, which are T. Rowe Price mutual funds specifically designed to be made available through variable annuity or variable life insurance contracts. For instructions on how to purchase and redeem shares of the funds, you should refer to your insurance contract prospectus.

INVESTING IN T. ROWE PRICE VARIABLE INSURANCE PORTFOLIOS

Shares of the Variable Insurance Portfolios are designed to be offered to insurance company separate accounts established for the purpose of funding variable annuity and variable life insurance contracts. The variable annuity and variable life contract holders or participants are not the shareholders of the funds. Rather, the separate account of the insurance company is the shareholder. The variable annuity and variable life contracts are described in separate prospectuses issued by the insurance companies. The funds assume no responsibility for any insurance company prospectuses or variable annuity or variable life contracts.

Some of the Variable Insurance Portfolios are available only in a single share class, while some of the Variable Insurance Portfolios are also available in a II Class. Shares of the funds are sold and redeemed without the imposition of any sales charges, commissions, or redemption fees, although shares of the II Class are subject to a 12b-1 fee at a rate of up to 0.25% annually. In addition, certain other charges may apply to annuity or life contracts. Those charges are disclosed in the insurance contract prospectus.

Your ability to exchange from these funds into any other T. Rowe Price Fund that serves as an investment option under your insurance contract is governed by the terms of that contract and the insurance contract prospectus, as well as the funds' excessive and short-term trading policy described later in this section.

DISTRIBUTION AND SHAREHOLDER SERVICING FEES

Each II Class has adopted a 12b-1 plan to pay certain expenses associated with the distribution of the fund's shares out of the fund's assets. Each Variable Insurance Portfolio offering II Class shares has adopted a 12b-1 plan under which the II Class may make payments at a rate of up to 0.25% of the class' average daily net assets per year to various insurance companies, their agents, and contract distributors for distribution and servicing of fund shares. These payments may be more or less than the costs incurred by the insurance companies, their agents, and contract distributors. Because the fees are paid from the II Class net assets on an ongoing basis, they will increase the cost of your investment and, over time, could result in your paying more than with other types of sales charges.

In addition, from time to time, T. Rowe Price may make payments from its own resources to eligible insurance companies for recordkeeping and administrative services they provide to a fund for contract holders. These payments may range from 0.15% to 0.25% of the average annual total assets invested by the separate accounts of the insurance company in the fund. All payments described specifically by this paragraph are paid by T. Rowe Price and are not paid directly from the Variable Insurance Portfolios' assets.

PRICING OF SHARES AND TRANSACTIONS

How and When Shares Are Priced

The trade date for your transaction request generally depends on the day and time that your insurance company or T. Rowe Price receives your request and will normally be executed using the next share price calculated after your order is received in correct form by your insurance company or T. Rowe Price or its agent. The share price, also called the net asset value, for each share class of a fund is calculated at the close of trading on the New York Stock Exchange ("NYSE"), which is normally 4 p.m. ET, on each day that the exchange is open for business. Net asset values are not calculated for the funds on days when the NYSE is scheduled to be closed for trading (for example, weekends and certain U.S. national holidays). If the NYSE is unexpectedly closed due to weather or other extenuating circumstances on a day it would typically be open for business, or if the NYSE has an unscheduled early closing on a day it has opened for business, the funds reserve the right to treat such day as a business day and accept purchase and redemption orders and calculate their share price as of the normally scheduled close of regular trading on the NYSE for that day.

To calculate the net asset value, the fund's assets are valued and totaled; liabilities are subtracted; and each class' proportionate share of the balance, called net assets, is divided by the number of shares outstanding of that class. Market values are used to price portfolio holdings for which market quotations are readily available. Market values generally reflect the prices at which securities actually trade or represent prices that have been adjusted based on evaluations and information provided by the fund's pricing services. Investments in other mutual funds are valued at the closing net asset value per share of the mutual fund on the day of valuation. If a market value for a portfolio holding is not available or normal valuation procedures are deemed to be inappropriate, the fund will make a good faith effort to assign a fair value to the holding by taking into account various factors and methodologies that have been approved by the fund's Board. This value may differ from the value the fund receives upon sale of the securities.

Amortized cost is used to price securities held by money market funds and certain short-term debt securities held by other funds. The Government Money Portfolio, which seeks to maintain a stable net asset value of \$1.00, uses the amortized cost method of valuation to calculate its net asset value. Amortized cost allows money market funds to value a holding at the fund's acquisition cost with adjustments for any premiums or discounts, and then round the net asset value per share to the nearest whole cent. The amortized cost method of valuation enables money market funds to maintain a \$1.00 net asset value, but it may also result in periods during which the stated value of a security held by the funds differs from the market-based price the funds would receive if they sold that holding. The current market-based net asset value per share for each business day in the preceding six months is available for the Government Money Portfolio through **troweprice.com**. These market-based net asset values are for informational purposes only and are not used to price transactions.

The funds use various pricing services to provide closing market prices, as well as information used to adjust those prices and to value most fixed income securities. A fund cannot predict how often it will use closing prices and how often it will adjust those prices. As a means of evaluating its fair value process, the fund routinely compares closing market prices, the next day's opening prices in the same markets, and adjusted prices.

Non-U.S. equity securities are valued on the basis of their most recent closing market prices at 4 p.m. ET, except under the following circumstances. Most foreign markets close before 4 p.m. ET. For example, the most recent closing prices for securities traded in certain Asian markets may be as much as 15 hours old at 4 p.m. ET. If a fund determines that developments between the close of a foreign market and the close of the NYSE will, in its judgment, affect the value of some or all of the fund's securities, the fund will adjust the previous closing prices to reflect what it believes to be the fair value of the securities as of 4 p.m. ET. In deciding whether to make these adjustments, the fund reviews a variety of factors, including developments in foreign markets, the performance of U.S. securities markets, and the performance of instruments trading in U.S. markets that represent foreign securities and baskets of foreign securities.

A fund may also fair value certain securities or a group of securities in other situations—for example, when a particular foreign market is closed but the fund is open. For a fund that has investments in securities that are primarily listed on foreign exchanges that trade on weekends or other days when the fund does not price its shares, the fund's net asset value may change on days when shareholders will not be able to purchase or redeem the fund's shares. If an event occurs that affects the value of a security after the close of the market, such as a default of a commercial paper issuer or a significant move in short-term interest rates, a fund may make a price adjustment depending on the nature and significance of the event. The funds also evaluate a variety of factors when assigning fair values to private placements and other restricted securities. Other mutual funds may adjust the prices of their securities by different amounts or assign different fair values from the fair value that the fund assigns to the same security.

How the Trade Date Is Determined

The insurance companies purchase shares of the fund for their separate accounts, using premiums allocated by the contract holders or participants. Shares are purchased at the net asset value next determined after the insurance company receives the premium payment in correct form. Initial and subsequent payments allocated to the fund are subject to the limits stated in the insurance contract prospectus issued by the insurance company.

The insurance companies redeem shares of the fund to make benefit or surrender payments under the terms of their contracts. Redemptions are processed on any day on which the NYSE is open and are priced at the fund's net asset value next determined after the insurance company receives a surrender request in acceptable form.

The funds have authorized certain insurance companies, financial intermediaries, or their designees to accept orders to buy or sell fund shares on their behalf. Generally, when insurance companies receive an order in correct form, the order is considered as being placed with the fund and shares will be bought or sold at the net asset value next calculated after the order is received by the insurance company. The insurance company or financial intermediary must transmit the order to T. Rowe Price or its agent and pay for such shares in accordance with the agreement with T. Rowe Price, or the order may be canceled and the insurance company or financial

intermediary could be held liable for the losses. If the fund does not have such an agreement in place with your insurance company or financial intermediary, T. Rowe Price or its agent must receive the request in correct form from your insurance company or financial intermediary by the close of the NYSE in order for your transaction to be priced at that business day's net asset value.

Note: The time at which transactions and shares are priced and the time until which orders are accepted may be changed in case of an emergency or if the NYSE closes at a time other than 4 p.m. ET. The funds reserve the right to not treat an unscheduled intraday disruption or closure in NYSE trading as a closure of the NYSE and still accept transactions and calculate their net asset value as of 4 p.m. ET.

GENERAL POLICIES RELATING TO TRANSACTIONS

Purchasing Shares

All initial and subsequent investments by insurance companies or financial intermediaries are typically made by bank wire or electronic payment. There is no assurance that the share price for the purchase will be the same day the wire was initiated. The Variable Insurance Portfolios do not require a particular minimum amount for initial or subsequent purchases. However, you should check with your insurance company to determine if a minimum applies to your investment. Purchases by financial intermediaries are typically initiated through the National Securities Clearing Corporation or by calling Financial Institution Services.

When authorized by the fund, certain financial institutions purchasing fund shares on behalf of customers through T. Rowe Price Financial Institution Services may place a purchase order unaccompanied by payment. Payment for these shares must be received by the time designated by the fund (not to exceed the period established for settlement under applicable regulations). If payment is not received by this time, the order may be canceled. The financial institution is responsible for any costs or losses incurred by the fund or T. Rowe Price if payment is delayed or not received.

U.S. Dollars All purchases must be paid for in U.S. dollars.

Nonpayment Purchases may be canceled for any orders that are not paid in full. The purchaser may be responsible for any losses or expenses incurred by the fund or its transfer agent, and the fund can redeem shares as reimbursement. The funds and their agents have the right to reject or cancel any purchase due to nonpayment.

Redeeming Shares

Unless otherwise indicated, redemption proceeds will be sent via bank wire to the insurance company's or financial intermediary's designated bank. Redemptions are typically initiated through the National Securities Clearing Corporation or by calling Financial Institution Services. Normally, the fund transmits proceeds to insurance companies and financial intermediaries for redemption orders received in correct form on either the next business day or second business day after receipt of the order, depending on the arrangement with the insurance company or financial intermediary. You may want to contact your insurance company about procedures for receiving your redemption proceeds under your insurance contract.

Please note that certain purchase and redemption requests initiated through the National Securities Clearing Corporation may be rejected, and in such instances, the transaction must be placed by contacting Financial Institution Services.

Large Redemptions Large redemptions can adversely affect a portfolio manager's ability to implement a fund's investment strategy by causing the premature sale of securities that would otherwise be held longer. Therefore, the fund reserves the right (without prior notice) to redeem in-kind. In general, any redemptions in-kind will represent a pro-rata distribution of a fund's securities, subject to certain limited exceptions. The redeeming shareholder or account will be responsible for disposing of the securities, and the shareholder or account will be subject to the risks that the value of the securities could decline prior to their sale, the securities could be difficult to sell, and brokerage fees could be incurred. If a shareholder or account owner continues to hold the securities, he or she may be subject to any ownership restrictions imposed by the issuers. For example, real estate investment trusts often impose ownership restrictions on their equity securities.

Delays in Sending Redemption Proceeds The T. Rowe Price Variable Insurance Portfolios typically expect that redemption requests will be paid out to redeeming shareholders by the business day following the receipt of a redemption request that is in correct form. Proceeds sent by wire are typically credited to the insurance company's or financial intermediary's designated bank the next business day after the redemption. However, under certain circumstances, and when deemed to be in a fund's best interests, proceeds may not be sent for up to seven calendar days after receipt of a valid redemption order (for example, during periods of deteriorating or

stressed market conditions or during extraordinary or emergency circumstances). In addition, under certain limited circumstances, the Board of Directors of a money market fund may elect to permanently suspend redemptions in order to facilitate an orderly liquidation of the money market fund (subject to any additional liquidation requirements).

Under certain limited circumstances, the Board of Directors of a money market fund may elect to permanently suspend redemptions in order to facilitate an orderly liquidation of the money market fund (subject to any additional liquidation requirements).

Excessive and Short-Term Trading

T. Rowe Price may bar excessive and short-term traders from purchasing shares.

Excessive transactions and short-term trading can be harmful to fund shareholders in various ways, such as disrupting a fund's portfolio management strategies, increasing a fund's trading costs, and negatively affecting its performance. Short-term traders in funds that invest in foreign securities may seek to take advantage of developments overseas that could lead to an anticipated difference between the price of the funds' shares and price movements in foreign markets. While there is no assurance that T. Rowe Price can prevent all excessive and short-term trading, the Boards of the T. Rowe Price Funds have adopted the following trading limits that are designed to deter such activity and protect the funds' shareholders. The funds may revise their trading limits and procedures at any time as the Boards deem necessary or appropriate to better detect short-term trading that may adversely affect the funds, to comply with applicable regulatory requirements, or to impose additional or alternative restrictions. The excessive and short-term trading policy for the T. Rowe Price Funds applies to contract holders notwithstanding any provisions in your insurance contract.

Subject to certain exceptions, each T. Rowe Price Fund restricts a shareholder's purchases (including through exchanges) into a fund account for a period of 30 calendar days after the shareholder has redeemed or exchanged out of that same fund account (the "30-Day Purchase Block"). The calendar day after the date of redemption is considered Day 1 for purposes of computing the period before another purchase may be made.

General Exceptions As of the date of this prospectus, the following types of transactions generally are not subject to the 30-Day Purchase Block (certain of these exceptions are not applicable to Variable Insurance Portfolios):

- Shares purchased or redeemed in money market funds and ultra short-term bond funds;
- Shares purchased or redeemed through a systematic purchase or withdrawal plan;
- Checkwriting redemptions from bond funds and money market funds;
- Shares purchased through the reinvestment of dividends or capital gain distributions;
- Shares redeemed automatically by a fund to pay fund fees or shareholder account fees;
- Transfers and changes of account registration within the same fund;
- Shares purchased by asset transfer or direct rollover;
- Shares purchased or redeemed through IRA conversions and recharacterizations;
- Shares redeemed to return an excess contribution from a retirement account;
- Transactions in Section 529 college savings plans;
- Certain transactions in defined benefit and nonqualified plans, subject to prior approval by T. Rowe Price;
- Shares converted from one share class to another share class in the same fund;
- Shares of T. Rowe Price Funds that are purchased by another T. Rowe Price Fund, including shares purchased by T. Rowe Price fund-of-funds products, and shares purchased by discretionary accounts managed by T. Rowe Price or one of its affiliates (please note that shareholders of the investing T. Rowe Price Fund are still subject to the policy);
- Transactions initiated by the trustee or adviser to a donor-advised charitable gift fund as approved by T. Rowe Price; and
- Transactions having a value of \$5,000 or less (insurance companies and financial intermediaries may apply the excessive and short-term trading policy to transactions of any amount).

Transactions in certain rebalancing, asset allocation, wrap, and other advisory programs, as well as non-T. Rowe Price fund-of-funds products, may also be exempt from the 30-Day Purchase Block, subject to prior written approval by T. Rowe Price.

In addition to restricting transactions in accordance with the 30-Day Purchase Block, T. Rowe Price may, in its discretion, reject (or instruct an intermediary or insurance company to reject) any purchase or exchange into a fund from a person (which includes individuals and entities) whose trading activity could disrupt the management of the fund or dilute the value of the fund's shares, including trading by persons acting collectively (for example, following the advice of a newsletter). Such persons may be barred, without prior notice, from further purchases of T. Rowe Price Funds for a period longer than 30 calendar days, or permanently.

Omnibus Accounts Financial intermediaries and insurance companies may maintain their underlying accounts directly with the fund, although they often establish an omnibus account (one account with the fund that represents multiple underlying shareholder accounts or underlying contract holder accounts) in the fund on behalf of their customers. When insurance companies establish omnibus accounts in the T. Rowe Price Funds, T. Rowe Price is not able to monitor the trading activity by underlying contract holders. However, T. Rowe Price monitors aggregate trading activity at the insurance company (omnibus account) level in an attempt to identify activity that indicates potential excessive or short-term trading. If it detects suspicious trading activity, T. Rowe Price will contact the insurance company and may request personal identifying information and transaction histories for some or all of the underlying contract holders. If T. Rowe Price believes that excessive or short-term trading has occurred and there is no exception for such trades under the funds' Excessive and Short-Term Trading Policy previously described, it will instruct the insurance company to impose restrictions to discourage such practices and take appropriate action with respect to the underlying contract holder, including restricting purchases for 30 calendar days or longer. There is no assurance that T. Rowe Price will be able to properly enforce its excessive and short-term trading policy for omnibus accounts. Because T. Rowe Price generally relies on intermediaries and insurance companies to provide information and impose restrictions for omnibus accounts, its ability to monitor and deter excessive trading will be dependent upon the intermediaries' and insurance companies' timely performance of their responsibilities.

T. Rowe Price may allow a financial intermediary or insurance company to maintain restrictions on trading in the T. Rowe Price Funds that differ from the 30-Day Purchase Block. An alternative excessive and short-term trading policy would be acceptable to T. Rowe Price if it believes that the policy would provide sufficient protection to the T. Rowe Price Funds and their shareholders that is consistent with the excessive and short-term trading policy adopted by the funds' Boards.

The terms of your insurance contract may further restrict your ability to trade between investment options available under your contract. You should carefully review your insurance contract or consult with your insurance company directly to determine the trading policy, as well as any rules or conditions on transactions that will apply to your trades in the T. Rowe Price Funds and any other investment options available under your contract.

There is no guarantee that T. Rowe Price will be able to identify or prevent all excessive or short-term trades or trading practices.

Responsibility for Unauthorized Transactions

T. Rowe Price and its agents use procedures reasonably designed to confirm that telephone, electronic, and other instructions are genuine. These procedures include recording telephone calls, requiring personalized security codes or certain identifying information for inquiries and requests, and requiring Medallion signature guarantees for certain transactions and account changes. If T. Rowe Price and its agents follow these procedures, they are not responsible for any losses that may occur due to unauthorized instructions. In addition, you should verify the accuracy of transactions immediately after you receive confirmation of them and notify T. Rowe Price of any inaccuracies.

Fund Operations and Shareholder Services

T. Rowe Price and The Bank of New York Mellon, subject to the oversight of T. Rowe Price, each provide certain accounting services to the T. Rowe Price Funds. T. Rowe Price Services, Inc., acts as the transfer agent and dividend disbursing agent and provides shareholder and administrative services to the funds. These companies receive compensation from the funds for their services. These fees are included in a fund's financial statements.

INFORMATION ON DISTRIBUTIONS AND TAXES

Each fund intends to qualify to be treated each year as a regulated investment company under Subchapter M of the Internal Revenue Code of 1986, as amended (the "Code"). In order to qualify, a fund must satisfy certain income, diversification, and distribution requirements. A regulated investment company is not subject to U.S. federal income tax at the portfolio level on income and gains from investments that are distributed to shareholders. However, if a fund were to fail to qualify as a regulated investment company, and was ineligible to or otherwise did not cure such failure, the result would be fund-level taxation and, consequently, a reduction in income available for distribution to the fund's shareholders.

For a discussion of the tax status of your variable annuity contract, please refer to the insurance contract prospectus. Any tax forms applicable to your investment will be provided to you by your insurance company.

The policy of the funds is to distribute, to the extent possible, all net investment income and realized capital gains to its shareholders, which are the various insurance companies that have established separate accounts in connection with their issuance of variable

annuity and variable life contracts. Any dividends from net investment income are declared daily and paid monthly for the Limited-Term Bond and Government Money Portfolios; declared and paid quarterly for the Equity Income, Equity Index 500, and Personal Strategy Balanced Portfolios; and declared and paid annually for all other Variable Insurance Portfolios. Shares of the Limited-Term Bond and Government Money Portfolios will normally earn dividends through the date of redemption. The funds do not pay dividends in fractional cents. Any dividend amount earned for a particular day on all shares held that is one-half of one cent or greater (for example, \$0.016) will be rounded up to the next whole cent (\$0.02), and any amount that is less than one-half of one cent (for example, \$0.014) will be rounded down to the nearest whole cent (\$0.01). Please note that if the dividend payable on all shares held is less than one-half of one cent for a particular day, no dividend will be earned for that day.

If a fund has net capital gains for the year (after subtracting any capital losses), they are usually declared and paid in December. If a second distribution is necessary, it is paid the following year.

All fund distributions made to a separate account will be reinvested automatically in additional fund shares, unless a shareholder (separate account) elects to receive distributions in cash. Under current law, dividends and distributions made by the fund to separate accounts are generally not taxable to the separate accounts, the insurance company, or the contract holder, provided that the separate account meets the diversification requirements of Code Section 817(h) and other tax-related requirements are satisfied. Each of the Variable Insurance Funds intends to diversify its investments in the manner required under Code Section 817(h).

RIGHTS RESERVED BY THE FUNDS

T. Rowe Price Funds and their agents, in their sole discretion, reserve the following rights: (1) to waive or lower investment minimums; (2) to accept initial purchases by telephone; (3) to refuse any purchase or exchange order; (4) to cancel or rescind any purchase or exchange order placed through an intermediary no later than the business day after the order is received by the intermediary (including, but not limited to, orders deemed to result in excessive trading, market timing, or 5% ownership); (5) to cease offering fund shares at any time to all or certain groups of investors; (6) to freeze any account and suspend account services when notice has been received of a dispute regarding the ownership of the account, or a legal claim against an account, upon initial notification to T. Rowe Price of a shareholder's death until T. Rowe Price receives required documentation in correct form, or if there is reason to believe a fraudulent transaction may occur; (7) to otherwise modify the conditions of purchase and modify or terminate any services at any time; (8) to waive any wire fees charged to a group of shareholders; (9) to act on instructions reasonably believed to be genuine; (10) to involuntarily redeem an account at the net asset value calculated the day the account is redeemed, in cases of threatening conduct, suspected fraudulent or illegal activity, or if the fund or its agent is unable, through its procedures, to verify the identity of the person(s) or entity opening an account; and (11) for the money market funds, to suspend redemptions to facilitate an orderly liquidation.

In an effort to protect T. Rowe Price Funds from the possible adverse effects of a substantial redemption in a large account, as a matter of general policy, no contract holder or participant or group of contract holders or participants controlled by the same person or group of persons will knowingly be permitted to purchase in excess of 5% of the outstanding shares of the fund, except upon approval by the fund's management.

A Statement of Additional Information for the T. Rowe Price family of funds, which includes additional information about the funds, has been filed with the SEC and is incorporated by reference into this prospectus. Further information about fund investments, including a review of market conditions and the manager's recent investment strategies and their impact on performance during the past fiscal year, is available in the annual and semiannual shareholder reports. To obtain free copies of any of these documents, or for shareholder inquiries, contact your insurance company. Certain documents and updated performance information are available through troweprice.com.

Fund reports and other fund information are available on the EDGAR Database on the SEC's Internet site at <http://www.sec.gov>. Copies of this information may be obtained, after paying a duplicating fee, by electronic request at publicinfo@sec.gov.

T.RowePrice®

1940 Act File No. 811-07153
E303-040 5/1/19



Prospectus

May 1, 2019

T. ROWE PRICE

Moderate Allocation Portfolio

(formerly Personal Strategy Balanced Portfolio)

The fund is only available as an investment option for variable annuity and variable life insurance contracts.

The Securities and Exchange Commission (SEC) has not approved or disapproved these securities or passed upon the adequacy of this prospectus. Any representation to the contrary is a criminal offense.

Table of Contents

1	SUMMARY	
	Moderate Allocation Portfolio	1
2	MORE ABOUT THE FUND	
	Organization and Management	5
	More Information About the Fund's Principal Investment Strategies and Its Principal Risks	6
	Investment Policies and Practices	9
	Financial Highlights	18
	Disclosure of Fund Portfolio Information	19
3	T. ROWE PRICE ACCOUNT INFORMATION	
	Investing in T. Rowe Price Variable Insurance Portfolios	21
	Distribution and Shareholder Servicing Fees	21
	Pricing of Shares and Transactions	21
	General Policies Relating to Transactions	23
	Information on Distributions and Taxes	25
	Rights Reserved by the Funds	26

Investment Objective

The fund seeks the highest total return over time consistent with an emphasis on both capital appreciation and income.

Fees and Expenses

This table describes the fees and expenses that you may pay if you buy and hold shares of the fund. There may be additional expenses that apply, as described in your insurance contract prospectus, which are not reflected in the table.

Fees and Expenses of the Fund

	Annual fund operating expenses (expenses that you pay each year as a percentage of the value of your investment)
Management fees	0.90% ^a
Other expenses	—
Acquired fund fees and expenses	0.12
Total annual fund operating expenses	1.02 ^b
Fee waiver/expense reimbursement	(0.17) ^{a,c,d}
Total annual fund operating expenses after fee waiver/expense reimbursement	0.85^{a,b,d}

^a T. Rowe Price Associates, Inc., has agreed (at least through April 30, 2020) to waive a portion of the fund's management fees in order to limit the fund's management fees to 0.85% of the fund's average daily net assets. Thereafter, this agreement will automatically renew for one-year terms unless terminated by the fund's Board of Directors. Fees waived and expenses paid under this agreement are not subject to reimbursement to T. Rowe Price Associates, Inc., by the fund.

^b The figures shown in the fee table do not match the "Ratios to average net assets" shown in the Financial Highlights table, as those figures do not include acquired fund fees and expenses and exclude expenses permanently waived as a result of investments in other T. Rowe Price Funds.

^c T. Rowe Price Associates, Inc., is required to permanently waive a portion of its management fee charged to the fund in an amount sufficient to fully offset any acquired fund fees and expenses related to investments in other T. Rowe Price Funds. The amount of the waiver will vary each fiscal year in proportion to the amount invested in other T. Rowe Price Funds. The T. Rowe Price Funds would be required to seek regulatory approval in order to terminate this arrangement.

^d Restated to reflect current fees.

Example This example is intended to help you compare the cost of investing in the fund with the cost of investing in other mutual funds. The example assumes that you invest \$10,000 in the fund for the time periods indicated and then redeem all of your shares at the end of those periods, that your investment has a 5% return each year, and that the fund's operating expenses remain the same. The example also assumes that an expense limitation arrangement currently in place is not renewed; therefore, the figures have been adjusted to reflect fee waivers or expense reimbursements only in the periods for which the expense limitation arrangement is expected to continue. Although your actual costs may be higher or lower, based on these assumptions your costs would be:

1 year	3 years	5 years	10 years
\$87	\$282	\$494	\$1,103

Portfolio Turnover The fund pays transaction costs, such as commissions, when it buys and sells securities (or "turns over" its portfolio). A higher portfolio turnover rate may indicate higher transaction costs and may result in higher taxes when the fund's shares are held in a taxable account. These costs, which are not reflected in annual fund operating expenses or in the example, affect the fund's performance. During the most recent fiscal year, the fund's portfolio turnover rate was 77.0% of the average value of its portfolio.

Investments, Risks, and Performance

Principal Investment Strategies The fund pursues its objective by investing in a diversified portfolio typically consisting of approximately 60% stocks and 40% bonds, money market securities and cash reserves. Domestic stocks are drawn from the overall U.S. market. International stocks are selected primarily from large companies in developed markets but may also include investments in emerging markets. Bonds, which may be issued by U.S. or foreign issuers and issued with fixed or floating interest rates, are primarily investment grade (i.e., assigned one of the four highest credit ratings by established credit rating agencies) and are chosen

across the entire government, corporate, and mortgage-backed securities markets. Maturities generally reflect the manager's outlook for interest rates. The fund may invest up to 40% of its total assets in foreign securities.

T. Rowe Price may decide to overweight or underweight a particular asset class based on its outlook for the economy and financial markets. Under normal conditions, the fund's allocation to the broad asset classes will be within the following ranges, each as a percentage of the fund's net assets: stocks (50-70%) and bonds and money markets (30-50%). When deciding upon allocations within these prescribed limits, we may favor fixed income securities if the economy is expected to slow sufficiently to hurt corporate profit growth. When strong economic growth is expected T. Rowe Price may favor stocks. T. Rowe Price may adjust the fund's portfolio and overall risk profile by making tactical decisions to overweight or underweight particular asset classes or sectors based on its outlook for the global economy and securities markets. When selecting particular stocks, T. Rowe Price will examine relative values and prospects among growth- and value-oriented stocks, domestic and international stocks, small- to large-cap stocks, and stocks of companies involved in activities related to commodities and other real assets. This process draws heavily upon T. Rowe Price's proprietary stock research expertise. While the fund maintains a diversified portfolio, its portfolio manager may, at any particular time, shift stock selection toward markets or market sectors that appear to offer attractive value and appreciation potential.

A similar security selection process applies to bonds. When deciding whether to adjust duration, credit risk exposure, or allocations among the various sectors (for example, high yield "junk" bonds, mortgage- and asset-backed securities, international bonds, and emerging markets bonds), T. Rowe Price weighs such factors as the outlook for inflation and the economy, corporate earnings, expected interest rate movements and currency valuations, and the yield advantage that lower-rated bonds may offer over investment-grade bonds.

Securities may be sold for a variety of reasons, such as to effect a change in asset allocation, secure a gain, limit a loss, or redeploy assets into more promising opportunities.

Principal Risks As with any mutual fund, there is no guarantee that the fund will achieve its objective. The fund's share price fluctuates, which means you could lose money by investing in the fund. The fund has partial exposure to a variety of risks in proportion to the amount it invests in stocks, bonds, and money market securities. The principal risks of investing in this fund are summarized as follows:

Active management risks The investment adviser's judgments about the attractiveness, value, or potential appreciation of the fund's investments may prove to be incorrect. The fund could underperform other funds with a similar benchmark or similar objectives and investment strategies if the fund's overall asset allocation, investment selections or strategies fail to produce the intended results.

Risks of U.S. stock investing Common stocks generally fluctuate in value more than bonds and may decline significantly over short time periods. There is a chance that stock prices overall will decline because stock markets tend to move in cycles, with periods of rising and falling prices. The value of a stock in which the fund invests may decline due to general weakness in the U.S. stock market, such as when the U.S. financial markets decline, or because of factors that affect a particular company or industry. To the extent the fund invests in companies that derive their profits from commodities and other real assets, it is subject to the risk that periods of low inflation will lessen relative returns and cause the fund to underperform other comparable stock funds.

Market capitalization risks Because the fund may invest in companies of any size, its share price could be more volatile than a fund that invests in large companies. Small and medium-sized companies often have less experienced management, narrower product lines, more limited financial resources, and less publicly available information than larger companies. Larger companies may not be able to attain the high growth rates of successful smaller companies, especially during strong economic periods, and they may be less capable of responding quickly to competitive challenges and industry changes.

Interest rate risks The prices of, and the income generated by, debt instruments held by the fund may be affected by changes in interest rates. A rise in interest rates typically causes the price of a fixed rate debt instrument to fall and its yield to rise. Conversely, a decline in interest rates typically causes the price of a fixed rate debt instrument to rise and the yield to fall. Generally, funds with longer weighted average maturities and durations carry greater interest rate risk. In recent years, the U.S. and many global markets have experienced historically low interest rates. However, interest rates have begun to rise and may continue doing so, increasing the exposure of bond investors such as the fund to the risks associated with rising interest rates. Mortgage-backed securities can react somewhat differently to interest rate changes because falling rates can cause losses of principal due to increased mortgage prepayments and rising rates can lead to decreased prepayments and greater volatility.

Credit risks An issuer of a debt instrument may default (fail to make scheduled interest or principal payments), potentially reducing the fund's income level and share price. This risk is increased when a security is downgraded or the perceived creditworthiness of the issuer deteriorates.

While the fund's bond investments are expected to primarily be investment grade, the fund may invest in bonds that are rated below investment grade, also known as high yield or "junk" bonds, including those with the lowest credit rating. High yield bond issuers are more likely to suffer an adverse change in financial condition that would result in the inability to meet a financial obligation. Accordingly, the securities they issue carry a higher risk of default and should be considered speculative. The fund's exposure to credit risk, in particular, is increased to the extent it invests in high yield bonds.

Liquidity risks The fund may not be able to meet requests to redeem shares issued by the fund without significant dilution of the remaining shareholders' interest in the fund. In addition, the fund may not be able to sell a holding in a timely manner at a desired price. Reduced liquidity in the bond markets can result from a number of events, such as limited trading activity, reductions in bond inventory, and rapid or unexpected changes in interest rates. Markets with lower overall liquidity could lead to greater price volatility and limit the fund's ability to sell a holding at a suitable price.

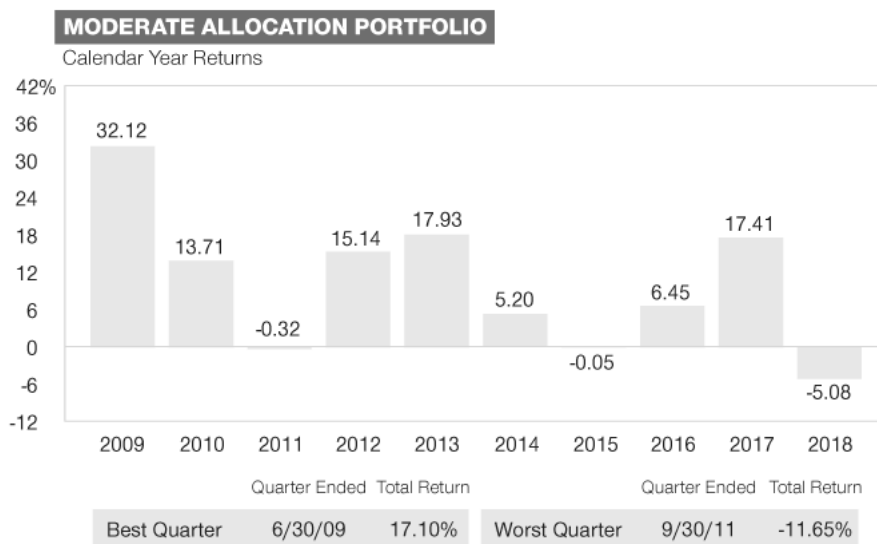
Prepayment and extension risks The fund is subject to prepayment risks because the principal on mortgage-backed securities, other asset-backed securities, or any debt instrument with an embedded call option may be prepaid at any time, which could reduce the security's yield and market value. The rate of prepayments tends to increase as interest rates fall, which could cause the average maturity of the portfolio to shorten. Extension risk may result from a rise in interest rates, which tends to make mortgage-backed securities, asset-backed securities, and other callable debt instruments more volatile.

Foreign investing risks The fund's investments in foreign holdings may be adversely affected by local, political, social, and economic conditions overseas, greater volatility, reduced liquidity, or decreases in foreign currency values relative to the U.S. dollar. These risks are heightened for the fund's investments in emerging markets, which are more susceptible to government interference, less efficient trading markets, and the imposition of local taxes and restrictions on gaining access to the fund's investments.

Performance The following performance information provides some indication of the risks of investing in the fund. The fund's performance information represents only past performance and is not necessarily an indication of future results.

The performance for the periods shown reflects the performance of the fund while it was named the T. Rowe Price Personal Strategy Balanced Portfolio. Effective May 1, 2019, the T. Rowe Price Personal Strategy Balanced Portfolio was renamed the T. Rowe Price Moderate Allocation Portfolio.

The following bar chart illustrates how much returns can differ from year to year by showing calendar year returns and the best and worst calendar quarter returns during those years for the fund.



The following table shows the average annual total returns for the fund, and also compares the returns with the returns of a relevant broad-based market index, as well as with the returns of one or more comparative indexes that have investment characteristics similar to those of the fund, if applicable.

Average Annual Total Returns

	Periods ended December 31, 2018			Inception date
	1 Year	5 Years	10 Years	
Moderate Allocation Portfolio	-5.08 %	4.52 %	9.76 %	12/30/1994
Morningstar Moderate Target Risk Index (reflects no deduction for fees, expenses, or taxes)	-4.76	4.08	7.97	
Russell 3000 Index (reflects no deduction for fees, expenses, or taxes)	-5.24	7.91	13.18	

Updated performance information is available through troweprice.com.

Management

Investment Adviser T. Rowe Price Associates, Inc. (T. Rowe Price or Price Associates)

Portfolio Manager	Title	Managed Fund Since	Joined Investment Adviser
Charles M. Shriver	Chairman of Investment Advisory Committee	2011	1991

Purchase and Sale of Fund Shares

The fund is not sold directly to the general public but is instead offered as an underlying investment option for variable annuity or variable life insurance contracts. Although the fund does not require a minimum amount for initial or subsequent purchases from insurance companies, your insurance company may impose investment minimums for your purchases of the fund.

You may purchase, redeem, or exchange shares of the fund on any day the New York Stock Exchange is open for business. You must purchase, redeem, and exchange shares through your insurance company.

Tax Information

The fund distributes any dividends and capital gains to its shareholders, which are the insurance company separate accounts that sponsor your variable annuity or variable life insurance contract. Variable product owners seeking to understand the tax consequences of their investment, including redemptions of fund shares and the impact of dividend and capital gains distributions by the fund, should consult with the insurance company that issued their variable product or refer to their variable annuity or variable life insurance contract prospectus.

Payments to Insurance Companies, Broker-Dealers, and Other Financial Intermediaries

The fund is generally available only through variable annuity or variable life insurance contracts. The fund and/or its related companies may make payments to a sponsoring insurance company or other financial intermediary for the sale of fund shares and related services. These payments may create a conflict of interest by influencing the insurance company or other financial intermediary to recommend the fund over another investment option or by influencing an insurance company to include the fund as an underlying investment option in a variable contract. The prospectus (or other offering document) for your variable contract may contain additional information about these payments. Ask your insurance company or financial intermediary, or visit your insurance company's or financial intermediary's website, for more information.

ORGANIZATION AND MANAGEMENT

How is the fund organized?

T. Rowe Price Equity Series, Inc. (the “Corporation”) was incorporated in Maryland in 1994. Currently, the Corporation consists of seven series, each representing a separate pool of assets with different investment objectives and investment policies.

What is meant by “shares”?

Contract holders and participants indirectly (through the insurance company separate account) purchase shares when they put money in a fund offered as an investment option in their insurance contracts. These shares are part of the fund’s authorized capital stock, but share certificates are not issued.

Each share and fractional share entitles the shareholder (the insurance company separate account) to cast one vote per share on certain fund matters, including the election of fund directors, changes in fundamental policies, or approval of material changes to the fund’s investment management agreement.

The shares of the fund have equal voting rights. The various insurance companies own the outstanding shares of the fund in their separate accounts. These separate accounts are registered under the Investment Company Act of 1940 or are exempted from registration thereunder. Under current law, the insurance companies must vote the shares held in registered separate accounts in accordance with voting instructions received from variable contract holders or participants having the right to give such instructions.

Does the fund have annual shareholder meetings?

The mutual funds that are sponsored and managed by T. Rowe Price (the “T. Rowe Price Funds”) are not required to hold regularly scheduled shareholder meetings. To avoid unnecessary costs to the funds’ shareholders, shareholder meetings are only held when certain matters, such as changes in fundamental policies or elections of directors, must be decided. In addition, shareholders representing at least 10% of all eligible votes may call a special meeting for the purpose of voting on the removal of any fund director. If a meeting is held and you cannot attend, you can vote by proxy. Before the meeting, the insurance company will send or make available to you the fund’s proxy materials that explain the matters to be decided and include instructions on voting by mail, telephone, or the Internet.

Who runs the fund?

General Oversight

The fund is governed by a Board of Directors (the “Board”) that meets regularly to review the fund’s investments, performance, expenses, and other business affairs. The Board elects the fund’s officers. At least 75% of Board members are independent of T. Rowe Price and its affiliates (the “Firm”).

Investment Adviser

T. Rowe Price is the fund’s investment adviser and oversees the selection of the fund’s investments and management of the fund’s portfolio pursuant to an investment management agreement between the investment adviser and the fund. T. Rowe Price is an SEC-registered investment adviser that provides investment management services to individual and institutional investors, and sponsors and serves as adviser and subadviser to registered investment companies, institutional separate accounts, and common trust funds. The address for T. Rowe Price is 100 East Pratt Street, Baltimore, Maryland 21202. As of December 31, 2018, the Firm had approximately \$962 billion in assets under management and provided investment management services for more than 7 million individual and institutional investor accounts.

Portfolio Management

T. Rowe Price has established an Investment Advisory Committee with respect to the fund. The committee chairman has day-to-day responsibility for managing the fund’s portfolio and works with the committee in developing and executing the fund’s investment program. The members of the committee are as follows: Charles M. Shriver, Chairman, Christopher D. Alderson, Francisco M. Alonso, Jerome A. Clark, Kimberly E. DeDominicis, Mark S. Finn, David R. Giroux, Arif Husain, Wyatt A. Lee, Raymond A. Mills, Sebastien Page, Robert A. Panariello, Larry J. Puglia, Robert W. Sharps, Guido F. Stubenrauch, Toby M. Thompson, Justin Thomson, and Mark J. Vasselkiv. The following information provides the year that the chairman (portfolio manager) first joined the Firm and the chairman’s specific business experience during the past five years (although the chairman may have had portfolio management

responsibilities for a longer period). Mr. Shriver has been chairman since 2011. He joined the Firm in 1991 and his investment experience dates from 1999. He has served as a portfolio manager with the Firm throughout the past five years. The Statement of Additional Information provides additional information about the portfolio manager's compensation, other accounts managed by the portfolio manager, and the portfolio manager's ownership of the fund's shares.

The Management Fee

The fund pays the investment adviser an annual all-inclusive management fee of 0.90% based on the fund's average daily net assets. The management fee is calculated and accrued daily and it includes investment management services and ordinary, recurring operating expenses, but does not cover interest; expenses related to borrowing, taxes, and brokerage and other transaction costs; or nonrecurring, extraordinary expenses. Through at least April 30, 2020, T. Rowe Price has contractually agreed to waive a portion of the management fee it is entitled to receive from the fund in order to limit the fund's management fee rate to 0.85% of the fund's average daily net assets. Thereafter, this agreement will automatically renew for one-year terms unless terminated by the fund's Board. Any fees waived and expenses paid under this agreement are not subject to reimbursement to T. Rowe Price by the fund.

A discussion about the factors considered by the Board and its conclusions in approving the fund's investment management agreement (and any subadvisory agreement, if applicable) appear in the fund's semiannual report to contract holders for the period ended June 30.

Variable Annuity Contracts and Variable Life Insurance Charges

Variable annuity and variable life fees and charges imposed on contract holders and participants by the insurance companies are in addition to those described previously and are described in the variable annuity and variable life contract prospectuses.

Variable Annuity Contracts and Variable Life Insurance Conflicts

The fund may serve as an investment medium for both variable annuity contracts and variable life insurance policies. Shares of the fund may be offered to separate accounts established by any number of insurance companies. The fund currently does not foresee any disadvantages to variable annuity contract owners due to the fact that the fund may serve as an investment medium for both variable life insurance policies and annuity contracts; however, due to differences in tax treatment or other considerations, it is theoretically possible that the interests of owners of annuity contracts and insurance policies for which the fund serves as an investment medium might at some time be in conflict. The fund's Board is required to monitor events to identify any material conflicts between variable annuity contract owners and variable life policy owners, and will determine what action, if any, should be taken in the event of such a conflict. If such a conflict were to occur, an insurance company participating in the fund might be required to redeem the investment of one or more of its separate accounts from the fund. This might force the fund to sell securities at disadvantageous prices.

MORE INFORMATION ABOUT THE FUND'S PRINCIPAL INVESTMENT STRATEGIES AND ITS PRINCIPAL RISKS

Consider your investment goals, your time horizon for achieving them, and your tolerance for risk. Generally, the fund is intended for those seeking a middle-of-the-road approach that emphasizes stocks for potential capital appreciation and income to temper volatility. The fund may be appropriate for intermediate- to long-term investment goals.

If you are investing for principal safety and liquidity, you should consider a money market fund.

Stocks of many well-established corporations offer the potential for appreciation and rising dividends. While smaller companies usually reinvest earnings in their own growth and therefore pay little or no dividends, they may offer the possibility of even greater appreciation if their businesses prosper. Historically, stocks have provided higher returns over time than bonds or money market securities and offer a way to invest for long-term growth of capital. Also, stocks have provided greater long-term protection against the erosion of purchasing power caused by inflation than bonds. The fund offers a way to try to balance the potential capital appreciation of common stocks with the income and relative stability of bonds over the long term. While there is no guarantee, spreading investments across several types of assets could reduce the fund's overall volatility, since prices of stocks and bonds may respond differently to changes in economic conditions and interest rate levels. A rise in bond prices, for example, could help offset a fall in stock prices. Money market securities should have a stabilizing influence. In addition, the income provided by bonds and money market securities can contribute positively to total return by cushioning the impact of any price declines and enhancing price increases.

The fund may invest up to 40% of its total assets in foreign stocks and bonds, which offer advantages but also can increase risk. The potential advantages are extra diversification and enhanced returns. Since foreign stock and bond markets may move independently from U.S. securities markets, they could reduce the fund's price fluctuations while offering a way to participate in markets that may generate attractive returns. However, if U.S. and foreign markets move in the same direction, the positive or negative effect on the fund's share price could be magnified.

The fund's program of investing in stocks, bonds, and money market securities exposes it to a variety of risks. As with any mutual fund, there is no guarantee the fund will achieve its objective.

The principal risks associated with the fund's principal investment strategies include the following:

Risks of stock investing Stock prices can fall because of weakness in the broad market, a particular industry, or specific holdings. The value of the fund's stock investments could be subject to unpredictable declines in the value of individual stocks and periods of below-average performance in the equity market as a whole. Stock markets as a whole can decline for many reasons, including adverse local, political, social, or economic developments in the U.S. or abroad, changes in investor psychology, or heavy selling at the same time by major institutional investors in the market, such as mutual funds, pension funds, and banks. The prospects for an industry or company may deteriorate because of a variety of factors, including disappointing earnings or changes in the competitive environment. In the event an issuer is liquidated or declares bankruptcy, the claims of owners of the issuer's bonds and preferred stock take precedence over the claims of those who own common stock. In addition, the adviser's assessment of companies whose stocks are held by the fund may prove incorrect, resulting in losses or poor performance, even in rising markets. Finally, the fund's investment approach could fall out of favor with the investing public, resulting in lagging performance as compared with other types of funds. Legislative, regulatory, or tax developments may affect the investment strategies available to portfolio managers, which could adversely affect the ability to implement the fund's overall investment program and achieve the fund's investment objective.

Interest rate risks The prices of bonds and other fixed income securities typically increase as interest rates fall and prices typically decrease as interest rates rise (bond prices and interest rates usually move in opposite directions). Prices fall because the bonds and notes in the fund's portfolio become less attractive to other investors when securities with higher yields become available. Generally, securities with longer maturities or durations and funds with longer weighted average maturities or durations have greater interest rate risk. As a result, if the fund purchases longer-maturity bonds and interest rates rise, the fund's share price could decline. Mortgage-backed securities can react somewhat differently than other debt instruments to interest rate changes. Falling rates can cause losses of principal due to increased mortgage prepayments, commonly referred to as prepayment risk, and rising interest rates can lead to decreased prepayments and greater volatility, commonly referred to as extension risk. The fund may be subject to a greater risk of rising interest rates due to the current period of historically low rates and the effect of any government fiscal policy initiatives and resulting market reaction to those initiatives. Under current economic conditions, interest rates are near historically low levels. Low or negative interest rates may increase the fund's susceptibility to interest rate risk. More recently, however, interest rates have begun to rise, increasing the fund's exposure to the risks associated with rising interest rates.

Prepayment risks A fund investing in mortgage-backed securities, certain asset-backed securities, and other debt instruments that have embedded call options can be negatively impacted when interest rates fall because borrowers tend to refinance and prepay principal. Receiving increasing prepayments in a falling interest rate environment causes the average maturity of the portfolio to shorten, reducing its potential for price gains. It also requires the fund to reinvest proceeds at lower interest rates, which reduces the fund's total return and yield, and could result in a loss if bond prices fall below the level that the fund paid for them.

Extension risks A rise in interest rates or lack of refinancing opportunities can cause the fund's average maturity to lengthen unexpectedly due to a drop in expected prepayments of mortgage-backed securities, asset-backed securities, and callable debt instruments. This would increase the fund's sensitivity to rising rates and its potential for price declines.

Credit risks An issuer of a debt instrument or counterparties to over-the-counter derivatives held by the fund may default (fail to make scheduled interest or principal payments), potentially reducing the fund's income and share price. Credit risk is increased when portfolio holdings are downgraded or the perceived financial condition of an issuer or counterparty deteriorates.

While the fund's bond investments will primarily be in investment-grade bonds, the fund may also hold high yield "junk" bonds, including those with the lowest rating. Investment-grade bonds are those rated from the highest (AAA) to medium (BBB) quality, and high yield bonds are rated BB (or equivalent) and lower. The latter are speculative since their issuers are more vulnerable to financial setbacks and recession than more creditworthy issuers, but BBB rated bonds may have speculative elements as well. High yield bond issuers include small or relatively new companies lacking the history or capital to merit investment-grade status, former blue chip

companies downgraded because of financial problems, companies electing to borrow heavily to finance or avoid a takeover or buyout, and firms with heavy debt loads.

Liquidity risks The fund may not be able to meet requests to redeem shares issued by the fund without significant dilution of the remaining shareholders' interest in the fund. In addition, the fund may not be able to sell a holding in a timely manner at a desired price. Sectors of the bond market can experience sudden downturns in trading activity. During periods of reduced market liquidity, the spread between the price at which a security can be bought and the price at which it can be sold can widen, and the fund may not be able to sell a holding readily at a price that reflects what the fund believes it should be worth. Securities with lower overall liquidity can also become more difficult to value. Liquidity risk may be the result of, among other things, the reduced number and capacity of traditional broker-dealers to make a market in fixed income securities or the lack of an active trading market. The potential for price movements related to liquidity risk may be magnified by a rising interest rate environment or other circumstances where selling activity from fixed income investors may be higher than normal, potentially causing prices to fall due to increased supply in the market.

Foreign investing risks To the extent the fund invests in international stocks and bonds, it is also subject to the special risks associated with such investments, whether denominated in U.S. dollars or foreign currencies. These risks include potentially adverse local, political, social, and economic developments overseas, greater volatility, lower overall liquidity, differing regulatory environments and accounting standards, uncertain tax laws, different trading days and higher transaction costs than U.S. trading markets. A trading market may close without warning for extended time periods, preventing the fund from buying or selling securities in that market. International investments include the possibility that foreign currencies will decline against the U.S. dollar, lowering the value of securities denominated in those currencies. The overall impact of currency fluctuations on the fund's holdings can be significant and unpredictable, depending on the currencies represented in the fund's portfolio and how each foreign currency appreciates or depreciates in relation to the U.S. dollar and whether currency positions are hedged.

To the extent that the fund invests in emerging markets (including frontier markets), it is subject to greater risk than funds investing only in developed markets. The economic and political structures of emerging market countries, in most cases, do not compare favorably with the U.S. or other developed countries in terms of wealth and stability, and certain financial markets often lack liquidity. The economies of emerging market countries are less developed, can be overly reliant on particular industries, and are more vulnerable to the ebb and flow of international trade, trade barriers, and other protectionist or retaliatory measures. While some emerging market countries have made progress in economic growth, liberalization, fiscal discipline, and political and social stability, there is no assurance these trends will continue and significant risks, such as war and terrorism, continue to affect some emerging market countries.

Efforts to reduce risks Consistent with the fund's objective, the portfolio manager uses various tools to try to reduce risks and increase total return, including:

- Attempting to reduce the impact of a single holding on the fund's net asset value.
- Thorough research of stocks, bonds, and other investments by our analysts to find the most favorable investment opportunities.
- Gradual shifts in allocations to stocks, bonds, and other investments to take advantage of market opportunities and changing economic conditions.
- Adjusting the fund's duration to try to reduce the drop in its share price when interest rates rise or to benefit from a rise in bond prices when interest rates fall. (For example, when interest rates rise, the portfolio manager may seek to lower the fund's overall duration in an effort to reduce the adverse impact on the fund's share price.)

In addition to the principal investment strategies and principal risks previously described, the fund may employ other investment strategies and may be subject to other risks, which include the following:

Additional strategies and risks While most assets will be invested in common stocks and bonds, the fund may employ other strategies that are not considered part of the fund's principal investment strategies. From time to time, the fund may invest in other securities and debt instruments (such as preferred stocks, convertible securities, and bank loans), as well as use derivatives that are consistent with its investment program. For instance, the fund may, to a limited extent, use futures contracts and swaps. Any investments in futures would typically serve as an efficient means of gaining exposure to certain markets or adjusting the fund's interest rate exposure, or as a tool to manage cash flows into and out of the fund and maintain liquidity while being invested in the market. Any investments in swaps would typically serve to manage the fund's exposure to changes in interest rates or credit quality, or to protect the value of certain portfolio holdings. To the extent the fund invests in futures and swaps, it could be exposed to potential volatility and losses in excess of the fund's initial investment, and the risk that changes in interest rate movements or the creditworthiness of an issuer will not be accurately predicted.

Derivatives risks A derivative involves risks different from, and possibly greater than, the risks associated with investing directly in the assets on which the derivative is based. Derivatives can be highly volatile, illiquid, and difficult to value. Changes in the value of a derivative may not properly correlate with changes in the value of the underlying asset, reference rate, or index. The fund could be exposed to significant losses if it is unable to close a derivative position due to the lack of a liquid trading market. Derivatives involve the risk that a counterparty to the derivatives agreement will fail to make required payments or comply with the terms of the agreement. There is also the possibility that limitations or trading restrictions may be imposed by an exchange or government regulation, which could adversely impact the value and liquidity of a derivatives contract subject to such regulation.

Recent regulations have changed the requirements related to the use of certain derivatives. Some of these new regulations have limited the availability of certain derivatives and made their use by funds more costly. It is expected that additional changes to the regulatory framework will occur, but the extent and impact of additional new regulations are not certain at this time.

Cybersecurity risks The fund may be subject to operational and information security risks resulting from breaches in cybersecurity. Cybersecurity breaches may involve unauthorized access to the digital information systems (e.g., through “hacking” or malicious software coding) of the fund or its third-party service providers, but may also result from outside attacks such as denial-of-service attacks. These breaches may, among other things, result in financial losses to the fund and its shareholders, cause the fund to lose proprietary information, disrupt business operations, or result in the unauthorized release of confidential information. Further, cybersecurity breaches involving third-party service providers, trading counterparties, or issuers in which the fund invests could subject the fund to many of the same risks associated with direct breaches.

The Statement of Additional Information contains more detailed information about the fund and its investments, operations, and expenses.

INVESTMENT POLICIES AND PRACTICES

This section provides a more detailed description of the various types of portfolio holdings and investment practices that may be used by the fund to execute its overall investment program. Some of these holdings and investment practices are considered to be principal investment strategies of the fund and have already been described earlier in this prospectus. Any of the following holdings and investment practices that were not already described in Section 1 of this prospectus are not considered part of the fund’s principal investment strategies, but they may be used by the fund to help achieve its investment objective. The fund’s investments may be subject to further restrictions and risks described in the Statement of Additional Information.

Shareholder approval is required to substantively change the fund’s investment objective. Shareholder approval is also required to change certain investment restrictions noted in the following section as “fundamental policies.” Portfolio managers also follow certain “operating policies” that can be changed without shareholder approval.

The fund’s holdings in certain kinds of investments cannot exceed maximum percentages as set forth in this prospectus and the Statement of Additional Information. For instance, there are limitations regarding the fund’s investments in certain types of derivatives. While these restrictions provide a useful level of detail about the fund’s investments, investors should not view them as an accurate gauge of the potential risk of such investments. For example, in a given period, a 5% investment in derivatives could have a significantly greater impact on the fund’s share price than its weighting in the portfolio. The net effect of a particular investment depends on its volatility and the size of its overall return in relation to the performance of all of the fund’s investments.

Certain investment restrictions, such as a required minimum or maximum investment in a particular type of security, are measured at the time the fund purchases a security. The status, market value, maturity, duration, credit quality, or other characteristics of the fund’s securities may change after they are purchased, and this may cause the amount of the fund’s assets invested in such securities to exceed the stated maximum restriction or fall below the stated minimum restriction. If any of these changes occur, it would not be considered a violation of the investment restriction and will not require the sale of an investment if it was proper at the time the investment was made (this exception does not apply to the fund’s borrowing policy). However, certain changes will require holdings to be sold or purchased by the fund during the time it is above or below the stated percentage restriction in order for the fund to be in compliance with applicable restrictions.

Changes in the fund’s holdings, the fund’s performance, and the contribution of various investments to the fund’s performance are discussed in the shareholder reports.

Portfolio managers have considerable discretion in choosing investment strategies and selecting securities they believe will help achieve the fund's objective.

Types of Portfolio Securities

In seeking to meet its investment objective, the fund may invest in any type of security or instrument (including certain potentially high-risk derivatives described in this section) whose investment characteristics are consistent with its investment program. The following pages describe various types of the fund's holdings and investment management practices, some of which are also described as part of the fund's principal investment strategies.

Diversification As a fundamental policy, the fund will not purchase a security if, as a result, with respect to 75% of its total assets, more than 5% of the fund's total assets would be invested in securities of a single issuer or more than 10% of the outstanding voting securities of the issuer would be held by the fund.

Common and Preferred Stocks

Stocks represent shares of ownership in a company. Generally, preferred stocks have a specified dividend rate and rank after bonds and before common stocks in their claim on income for dividend payments and on assets should the company be liquidated. After other claims are satisfied, common stockholders participate in company profits on a pro-rata basis and profits may be paid out in dividends or reinvested in the company to help it grow. Increases and decreases in earnings are usually reflected in a company's stock price, so common stocks generally have the greatest appreciation and depreciation potential of all corporate securities. Unlike common stock, preferred stock does not ordinarily carry voting rights. While most preferred stocks pay a dividend, the fund may decide to purchase preferred stock where the issuer has suspended, or is in danger of suspending, payment of its dividend.

Convertible Securities and Warrants

The fund may invest in debt instruments or preferred equity securities that are convertible into, or exchangeable for, equity securities at specified times in the future and according to a certain exchange ratio. Convertible bonds are typically callable by the issuer, which could in effect force conversion before the holder would otherwise choose. Traditionally, convertible securities have paid dividends or interest at rates higher than common stocks but lower than nonconvertible securities. They generally participate in the appreciation or depreciation of the underlying stock into which they are convertible, but to a lesser degree than common stock. Some convertible securities combine higher or lower current income with options and other features. Warrants are options to buy, directly from the issuer, a stated number of shares of common stock at a specified price anytime during the life of the warrants (generally, two or more years). Warrants have no voting rights, pay no dividends, and can be highly volatile. In some cases, the redemption value of a warrant could be zero.

Bonds

A bond is an interest-bearing security. The issuer has a contractual obligation to pay interest at a stated rate on specific dates and to repay principal (the bond's face value) on a specified date. An issuer may have the right to redeem or "call" a bond before maturity, and the investor may have to reinvest the proceeds at lower market rates. Bonds can be issued by U.S. and foreign governments, states, and municipalities, as well as a wide variety of companies.

A bond's annual interest income, set by its coupon rate, is usually fixed for the life of the bond. Its yield (income as a percent of current price) will fluctuate to reflect changes in interest rate levels. A bond's price usually rises when interest rates fall and vice versa, so its yield generally stays consistent with current market conditions.

Conventional fixed rate bonds offer a coupon rate for a fixed maturity with no adjustment for inflation. Real rate of return bonds also offer a fixed coupon but include ongoing inflation adjustments for the life of the bond.

Bonds may be unsecured (backed by the issuer's general creditworthiness only) or secured (also backed by specified collateral). Bonds include asset- and mortgage-backed securities.

Certain bonds have floating or variable interest rates that are adjusted periodically based on a particular index. These interest rate adjustments tend to minimize fluctuations in the bonds' principal values. The maturity of certain floating rate securities may be shortened under certain specified conditions.

Foreign Securities

The fund may invest in foreign securities. Foreign securities could include non-U.S. dollar-denominated securities traded outside the U.S. and U.S. dollar-denominated securities of foreign issuers traded in the U.S. Investing in foreign securities involves special risks that can increase the potential for losses. These include exposure to potentially adverse local, political, social, and economic developments such as war, political instability, hyperinflation, currency devaluations, and overdependence on particular industries;

government interference in markets such as nationalization and exchange controls, expropriation of assets, or imposition of punitive taxes; the imposition of international trade and capital barriers and other protectionist or retaliatory measures; potentially lower liquidity and higher volatility; possible problems arising from accounting, disclosure, settlement, and regulatory practices and legal rights that differ from U.S. standards; and the potential for fluctuations in foreign exchange rates to decrease the investment's value (favorable changes can increase its value). These risks are heightened for the fund's investments in emerging markets. A fund may purchase American Depositary Receipts and Global Depositary Receipts, which are certificates evidencing ownership of shares of a foreign issuer. American Depositary Receipts and Global Depositary Receipts trade on established markets and are alternatives to directly purchasing the underlying foreign securities in their local markets and currencies. Such investments are subject to many of the same risks associated with investing directly in foreign securities. For purposes of the fund's investment policies, investments in depositary receipts are deemed to be investments in the underlying securities. For example, a depositary receipt representing ownership of common stock will be treated as common stock.

Operating policy The fund may invest up to 40% of its total assets in foreign securities, provided that the bond portion of the fund may be invested without limitation in U.S. dollar-denominated bonds issued by foreign companies. Subject to the overall limit on the fund's investments in foreign securities, there is no limit on the amount of foreign investments that may be made in emerging markets.

Mortgage-Backed Securities

The fund may invest in a variety of mortgage-backed securities. Mortgage lenders pool individual home mortgages with similar characteristics to back a certificate or bond, which is sold to investors such as the fund. Interest and principal payments generated by the underlying mortgages are passed through to the investors. The "big three" issuers are the Government National Mortgage Association, the Federal National Mortgage Association, and the Federal Home Loan Mortgage Corporation. Government National Mortgage Association certificates are backed by the full faith and credit of the U.S. government, while others, such as the Federal National Mortgage Association and Federal Home Loan Mortgage Corporation certificates, are only supported by the ability to borrow from the U.S. Treasury or by the credit of the agency. (Since September 2008, the Federal National Mortgage Association and the Federal Home Loan Mortgage Corporation have operated under conservatorship of the Federal Housing Finance Agency, an independent federal agency.) Private mortgage bankers and other institutions also issue mortgage-backed securities.

Mortgage-backed securities are subject to scheduled and unscheduled principal payments as homeowners pay down or prepay their mortgages. As these payments are received, they must be reinvested when interest rates may be higher or lower than on the original mortgage security. Therefore, these securities are not an effective means of locking in long-term interest rates. In addition, when interest rates fall, the rate of mortgage prepayments, including refinancings, tends to increase. Refinanced mortgages are paid off at face value or "par," causing a loss for any investor who may have purchased the security at a price above par. In such an environment, this risk limits the potential price appreciation of these securities and can negatively affect the fund's net asset value. When interest rates rise, the prices of mortgage-backed securities can be expected to decline. In addition, when interest rates rise and prepayments slow, the effective duration of mortgage-backed securities extends, resulting in increased price volatility. There is no limit on the portion of the fund's fixed income investments in these securities.

Additional mortgage-backed securities in which the fund may invest include:

Collateralized Mortgage Obligations Collateralized mortgage obligations are debt instruments that are fully collateralized by a portfolio of mortgages or mortgage-backed securities including Government National Mortgage Association, Federal National Mortgage Association, Federal Home Loan Mortgage Corporation, and non-agency-backed mortgages. All interest and principal payments from the underlying mortgages are passed through to the collateralized mortgage obligations in such a way as to create different classes with varying risk characteristics, payment structures, and maturity dates. Collateralized mortgage obligation classes may pay fixed or variable rates of interest, and certain classes have priority over others with respect to the receipt of prepayments and allocation of defaults.

Stripped Mortgage Securities Stripped mortgage securities are created by separating the interest and principal payments generated by a pool of mortgage-backed securities or a collateralized mortgage obligation to create additional classes of securities. Generally, one class receives interest-only payments and another receives principal-only payments. Unlike other mortgage-backed securities and principal-only strips, the value of interest-only strips tends to move in the same direction as interest rates. The fund can use interest-only strips as a hedge against falling prepayment rates (when interest rates are rising) and/or in an unfavorable market environment. Principal-only strips can be used as a hedge against rising prepayment rates (when interest rates are falling) and/or in a favorable market environment. Interest-only strips and principal-only strips are acutely sensitive to interest rate changes and to the rate of principal prepayments.

A rapid or unexpected increase in prepayments can severely depress the price of interest-only strips, while a rapid or unexpected decrease in prepayments could have the same effect on principal-only strips. Of course, under the opposite conditions these securities may appreciate in value. These securities can be very volatile in price and may have lower overall liquidity than most other mortgage-backed securities. Certain non-stripped collateralized mortgage obligation classes may also exhibit these qualities, especially those that pay variable rates of interest that adjust inversely with, and more rapidly than, short-term interest rates. In addition, if interest rates rise rapidly and prepayment rates slow more than expected, certain collateralized mortgage obligation classes, in addition to losing value, can exhibit characteristics of long-term securities and become more volatile. There is no guarantee that the fund's investments in collateralized mortgage obligations, interest-only strips, or principal-only strips will be successful, and the fund's total return could be adversely affected as a result.

Operating policy The fund's investments in stripped mortgage securities are limited to 10% of its total assets.

Commercial Mortgage-Backed Securities Commercial mortgage-backed securities are securities created from a pool of commercial mortgage loans, such as loans for hotels, shopping centers, office buildings, and apartment buildings. Interest and principal payments from the loans are passed on to the investor according to a schedule of payments. Credit quality depends primarily on the quality of the loans themselves and on the structure of the particular deal. Generally, deals are structured with senior and subordinate classes. The degree of subordination is determined by the rating agencies that rate the individual classes of the structure. Commercial mortgages are generally structured with prepayment penalties, which greatly reduce prepayment risk to the investor. However, the value of these securities may change because of actual or perceived changes in the creditworthiness of the individual borrowers, their tenants, the servicing agents, or the general state of commercial real estate. There is no limit on the portion of the fund's fixed income investments in these securities.

Asset-Backed Securities

An underlying pool of assets, such as credit card or automobile trade receivables or corporate loans or bonds, backs these bonds and provides the interest and principal payments to investors. On occasion, the pool of assets may also include a swap obligation, which is used to change the cash flows on the underlying assets. As an example, a swap may be used to allow floating rate assets to back a fixed rate obligation. Credit quality depends primarily on the quality of the underlying assets, the level of any credit support provided by the structure or by a third-party insurance wrap or a line of credit, and the credit quality of the swap counterparty, if any. The underlying assets (i.e., loans) are sometimes subject to prepayments, which can shorten the security's effective maturity and may lower its return. The value of these securities also may change because of actual or perceived changes in the creditworthiness of the individual borrowers, the originator, the servicing agent, the financial institution providing the credit support, or the swap counterparty. There is no limit on the portion of the fund's fixed income investments that may be invested in asset-backed securities.

Municipal Securities

The fund may invest in municipal notes and bonds, which are interest-bearing securities issued by state and local governments and governmental authorities to pay for public projects and services. The issuer of a municipal security has a contractual obligation to pay interest at a stated rate and to repay principal (the bond's face value) on a specified date. An issuer may have the right to redeem or "call" a bond before maturity, which could require reinvestment of the proceeds at lower rates. The fund may purchase insured municipal bonds, which provide a guarantee that the bond's interest and principal will be paid when due if the issuing entity defaults. Municipal bond insurance does not guarantee the price of the bond.

Income received from most municipal securities is exempt from federal income taxes. As a result, the yield on a municipal bond is typically lower than the yield on a taxable bond of similar quality and maturity. Like a taxable bond, a municipal bond's price usually rises when interest rates fall and vice versa so its yield generally stays consistent with current market conditions.

Inflation-Linked Securities

Inflation-linked securities are income-generating instruments whose interest and principal payments are adjusted for inflation—a sustained increase in prices of goods and services that erodes the purchasing power of money. Treasury inflation-protected securities are inflation-linked securities issued by the U.S. government. Inflation-linked bonds are also issued by corporations, U.S. government agencies, and foreign governments. The inflation adjustment, which is typically applied monthly to the principal of the bond, follows a designated inflation index, such as the Consumer Price Index. A fixed coupon rate is applied to the inflation-adjusted principal so that as inflation rises, both the principal value and the interest payments increase. This can provide investors with a hedge against inflation, as it helps preserve the purchasing power of your investment. Because of this inflation-adjustment feature, inflation-protected bonds typically have lower yields than conventional fixed rate bonds.

Inflation-protected bonds normally will decline in price when real interest rates rise. (A real interest rate is calculated by subtracting the inflation rate from a nominal interest rate. For example, if a 10-year Treasury note is yielding 5% and inflation expectations for the

next 10 years are 2%, the real interest rate is 3%.) If inflation is negative, the principal and income of an inflation-protected bond could decline and result in losses for the fund.

Loan Participations and Assignments

The fund may make investments through the purchase or execution of a privately negotiated note or loan, or may acquire loans as an assignment from another lender that holds a direct interest in the loan or as a participation interest in another lender's portion of the loan. Larger loans to corporations or governments may be shared or syndicated among several lenders, usually banks. The fund could participate in such syndicates or could buy part of a loan, becoming a direct lender. These loans may often be obligations of companies or governments in financial distress or in default. These investments involve special types of risk, including those of being a lender, reduced liquidity, increased credit risk, and volatility.

Bank loans may be acquired directly through an agent acting on behalf of the lenders participating in the loan, as an assignment from another lender who holds a direct interest in the loan, or as a participation interest in another lender's portion of the loan. An assignment typically results in the purchaser succeeding to all rights and obligations under the loan agreement between the assigning lender and the borrower. However, assignments may be arranged through private negotiations, and the rights and obligations acquired by the purchaser of an assignment may differ from, and be more limited than, those held by the assigning lender.

A participation interest is a fractional interest in a loan, issued by a lender or other financial institution. To the extent the fund invests in loans through participation interests, it will be more difficult for it to enforce its rights against the borrower because it will have established a direct contractual relationship with the seller of the participation interest but not with the borrower. When the fund invests in a loan by participation, it must rely on another party not only for the enforcement of its rights against the borrower, but also for the receipt and processing of payments due under the loan. Investing in a participation interest limits the fund's ability to file a claim directly as a creditor in the event of the borrower's bankruptcy.

Operating policy The fund's investments in loan participations and assignments are limited to 10% of its total assets.

High Yield Bonds

The price and yield of noninvestment-grade (high yield) bonds, including noninvestment-grade emerging market bonds, can be expected to fluctuate more than the price and yield of higher-quality bonds. Because these bonds are rated below BBB (or an equivalent rating) or are in default, they are regarded as predominantly speculative with respect to the issuer's continuing ability to meet principal and interest payments. Successful investment in lower-medium and low-quality bonds involves greater investment risk and is highly dependent on T. Rowe Price's credit analysis. A real or perceived economic downturn or higher interest rates could cause a decline in high yield bond prices by lessening the ability of issuers to make principal and interest payments. These bonds are often thinly traded and can be more difficult to sell and value accurately than higher-quality bonds. Because objective pricing data may be less available, judgment may play a greater role in the valuation process. In addition, the entire high yield bond market can experience sudden and sharp price swings due to a variety of factors, including changes in economic forecasts, stock market activity, large or sustained sales by major investors, a high-profile default, or just a change in the market's psychology. This type of volatility is usually associated more with stocks than bonds, but "junk" bond investors should be prepared for it.

Operating policy The fund may invest up to 20% of its total assets in below investment-grade debt instruments, which could include "junk" bonds and loans. The fund's investments in convertible securities are not subject to this limit.

Zero Coupon Bonds and Pay-in-Kind Bonds

A zero coupon bond does not make cash interest payments during a portion or all of the life of the bond. Instead, it is sold at a deep discount to face value, and the interest consists of the gradual appreciation in price as the bond approaches maturity. Zero coupon bonds can be an attractive financing method for issuers with near-term cash-flow problems or seeking to preserve liquidity. Pay-in-kind bonds pay interest in cash or additional securities, at the issuer's option, for a specified period. Like zero coupon bonds, they may help a corporation conserve cash flow. Pay-in-kind prices reflect the market value of the underlying debt plus any accrued interest. Zero coupon bonds and pay-in-kinds can be higher- or lower-quality debt, and both are more volatile than coupon bonds. There is no limit on fund investments in these securities.

The fund is required to distribute to shareholders income imputed to any zero coupon bonds or pay-in-kind investments even though such income may not be received by the fund as distributable cash. Such distributions could reduce the fund's reserve position and require it to sell securities and incur a gain or loss at a time it may not otherwise want to in order to provide the cash necessary for these distributions.

Operating policy The fund's investments in zero coupon and pay-in-kind bonds are limited to 10% of its total assets.

Derivatives and Leverage

A derivative is a financial instrument whose value is derived from an underlying security, such as a stock or bond, or from a market benchmark, such as an interest rate index. Many types of investments representing a wide range of risks and potential rewards may be considered derivatives, including conventional instruments such as futures and options, as well as other potentially more complex investments such as swaps and structured notes. The use of derivatives can involve leverage. Leverage has the effect of magnifying returns, positively or negatively. The effect on returns will depend on the extent to which an investment is leveraged. For example, an investment of \$1, leveraged at 2 to 1, would have the effect of an investment of \$2. Leverage ratios can be higher or lower with a corresponding effect on returns. The fund may use derivatives in a variety of situations, including for the purposes of accomplishing any or all of the following: to hedge against a decline in principal value, to increase yield, to gain exposure to eligible asset classes or securities with greater efficiency and at a lower cost than is possible through a direct investment, or to adjust portfolio duration or credit risk exposures. In accordance with the Investment Company Act of 1940 and various SEC positions, the fund must “set aside” (often referred to as “asset segregation”) liquid assets, or engage in other measures, to “cover” open positions with respect to certain kinds of derivative instruments.

Derivatives that may be used include the following instruments, as well as others that combine the risk characteristics and features of futures, options, and swaps:

Futures and Options Futures are often used to establish exposures or manage or hedge risk because they enable the investor to buy or sell an asset in the future at an agreed-upon price. Options may be used to generate additional income, to enhance returns, or as a defensive technique to protect against anticipated declines in the value of an asset. Call options give the investor the right to purchase (when the investor purchases the option), or the obligation to sell (when the investor “writes” or sells the option), an asset at a predetermined price in the future. Put options give the purchaser of the option the right to sell, or the seller (or “writer”) of the option the obligation to buy, an asset at a predetermined price in the future. Futures and options contracts may be bought or sold for any number of reasons, including to manage exposure to changes in interest rates, bond prices, foreign currencies, and credit quality; as an efficient means of increasing or decreasing the fund’s exposure to certain markets; in an effort to enhance income; to improve risk-adjusted returns; to protect the value of portfolio securities; and to serve as a cash management tool. Call or put options may be purchased or sold on securities, futures, financial indexes, and foreign currencies. The fund may choose to continue a futures contract by “rolling over” an expiring futures contract into an identical contract with a later maturity date. This could increase the fund’s transaction costs and portfolio turnover rate.

Futures and options contracts may not always be successful investments or hedges; their prices can be highly volatile; using them could lower the fund’s total return; the potential loss from the use of futures can exceed the fund’s initial investment in such contracts; and the losses from certain options written by the fund could be unlimited.

Operating policies Initial margin deposits on futures and premiums on options used for non-hedging purposes will not exceed 5% of the fund’s net asset value. The total market value of securities covering call or put options may not exceed 25% of the fund’s total assets. No more than 5% of the fund’s total assets will be committed to premiums when purchasing call or put options.

Swaps The fund may invest in interest rate, index, total return, credit default, and other types of swap agreements, as well as options on swaps, commonly referred to as “swaptions,” and interest rate swap futures, which are instruments that provide a way to obtain swap exposure and the benefits of futures in one contract. All of these agreements are considered derivatives and, in certain cases, high-risk derivatives. Interest rate, index, and total return swaps are two-party contracts under which the fund and a counterparty, such as a broker or dealer, agree to exchange the returns (or differentials in rates of return) earned or realized on particular predetermined investments or indexes. Credit default swaps are agreements where one party (the protection buyer) will make periodic payments to another party (the protection seller) in exchange for protection against specified credit events, such as defaults and bankruptcies related to an issuer or underlying credit instrument. Swap futures are futures contracts on interest rate swaps that enable purchasers to settle in cash at a future date at the price determined by a specific benchmark rate at the end of a fixed period. Swaps, swaptions, and swap futures can be used for a variety of purposes, including to manage the fund’s overall exposure to changes in interest or foreign currency exchange rates and credit quality; as an efficient means of adjusting the fund’s exposure to certain markets; in an effort to enhance income or total return or protect the value of portfolio securities; to serve as a cash management tool; and to adjust portfolio duration or credit risk exposure.

There are risks in the use of swaps and related instruments. Swaps could result in losses if interest or foreign currency exchange rates or credit quality changes are not correctly anticipated by the fund. Total return swaps could result in losses if the reference index, security, or investments do not perform as anticipated. Credit default swaps can increase the fund’s exposure to credit risk and could result in losses if evaluation of the creditworthiness of the counterparty, or of the company or government on which the credit default

swap is based, is incorrect. The use of swaps, swaptions, and swap futures may not always be successful. Using them could lower the fund's total return, their prices can be highly volatile, and the potential loss from the use of swaps can exceed the fund's initial investment in such instruments. Also, the other party to a swap agreement could default on its obligations or refuse to cash out the fund's investment at a reasonable price, which could turn an expected gain into a loss. Although there should be minimal counterparty risk associated with investments in interest rate swap futures, the fund could experience delays and/or losses due to the bankruptcy of a swap dealer through which the fund engaged in the transaction.

Operating policies A swap agreement with any single counterparty will not be entered into if the net amount owed or to be received under existing contracts with that party would exceed 5% of the fund's total fixed income assets or if the net amount owed or to be received by the fund under all outstanding swap agreements will exceed 10% of its total fixed income assets. (Swap agreements that are cleared and settled through a clearinghouse, or traded on an exchange or swap execution facility, are not subject to these limits.) For swaptions, the total market value of securities covering call or put options may not exceed 25% of the fund's total assets. No more than 5% of the fund's total assets will be committed to premiums when purchasing call or put swaptions.

Hybrid Instruments Hybrid instruments (a type of potentially high-risk derivative) can combine the characteristics of securities, futures, and options. For example, the principal amount or interest rate of a hybrid could be tied (positively or negatively) to the price of some commodity, currency, security, or securities index or another interest rate (each a "benchmark"). Hybrids can be used as an efficient means of pursuing a variety of investment goals, including currency hedging, duration management, and increased total return. Hybrids may or may not bear interest or pay dividends. The value of a hybrid or its interest rate may be a multiple of a benchmark and, as a result, may be leveraged and move (up or down) more steeply and rapidly than the benchmark. These benchmarks may be sensitive to economic and political events, such as commodity shortages and currency devaluations, which cannot be readily foreseen by the purchaser of a hybrid. Under certain conditions, the redemption value of a hybrid could be zero. Thus, an investment in a hybrid may entail significant market risks that are not associated with a similar investment in a traditional, U.S. dollar-denominated bond that has a fixed principal amount and pays a fixed rate or floating rate of interest. The purchase of hybrids also exposes the fund to the credit risk of the issuer of the hybrid. These risks may cause significant fluctuations in the net asset value of the fund.

Hybrids can have volatile prices and limited liquidity, and their use may not be successful.

Operating policy The fund's investments in hybrid instruments are limited to 10% of its total assets.

Currency Derivatives A fund that invests in foreign securities may attempt to hedge its exposure to potentially unfavorable currency changes. The primary means of doing this is through the use of forward currency exchange contracts, which are contracts between two counterparties to exchange one currency for another on a future date at a specified exchange rate. The fund may also use these instruments to create a synthetic bond, which is issued in one currency with the currency component transformed into another currency. However, futures, swaps, and options on foreign currencies may also be used. In certain circumstances, the fund may use currency derivatives to substitute a different currency for the currency in which the investment is denominated, a strategy known as proxy hedging. If the fund were to engage in any of these foreign currency transactions, it could serve to protect its foreign securities from adverse currency movements relative to the U.S. dollar, although the fund may also use currency derivatives in an effort to gain exposure to a currency expected to appreciate in value versus other currencies. As a result, the fund could be invested in a currency without holding any securities denominated in that currency. Such transactions involve, among other risks, the risk that anticipated currency movements will not occur, which could reduce the fund's total return. There are certain markets, including many emerging markets, where it is not possible to engage in effective foreign currency hedging.

Operating policy The fund will not commit more than 10% of its total assets to any combination of currency derivatives.

When-Issued Securities

The fund may purchase securities on a when-issued or delayed delivery basis or may purchase or sell securities on a forward commitment basis. The price of these securities is fixed at the time of the commitment to buy, but delivery and payment take place after the customary settlement period for that type of security (often a month or more later). During the interim period, the price and yield of the securities can fluctuate, and typically no interest accrues to the purchaser. At the time of delivery, the market value of the securities may be more or less than the purchase or sale price. To the extent the fund remains fully or almost fully invested (in securities with a remaining maturity of more than one year) at the same time it purchases these securities, there will be greater fluctuations in the fund's net asset value than if the fund did not purchase them.

Investments in Other Investment Companies

The fund may invest in other investment companies, including open-end funds, closed-end funds, and exchange-traded funds.

The fund may purchase the securities of another investment company to temporarily gain exposure to a portion of the market while awaiting the purchase of securities or as an efficient means of gaining exposure to a particular asset class. The fund might also purchase shares of another investment company to gain exposure to the securities in the investment company's portfolio at times when the fund may not be able to buy those securities directly. Any investment in another investment company would be consistent with the fund's objective and investment program.

The risks of owning another investment company are generally similar to the risks of investing directly in the securities in which that investment company invests. However, an investment company may not achieve its investment objective or execute its investment strategy effectively, which may adversely affect the fund's performance. In addition, because closed-end funds and exchange-traded funds trade on a secondary market, their shares may trade at a premium or discount to the actual net asset value of their portfolio securities and their shares may have greater volatility if an active trading market does not exist.

As a shareholder of another investment company, the fund must pay its pro-rata share of that investment company's fees and expenses. The fund's investments in non-T. Rowe Price investment companies are subject to the limits that apply to investments in other funds under the Investment Company Act of 1940 or under any applicable exemptive order.

The fund may also invest in certain other T. Rowe Price Funds as a means of gaining efficient and cost-effective exposure to certain asset classes, provided the investment is consistent with the fund's investment program and policies.

Investments in other investment companies could allow the fund to obtain the benefits of a more diversified portfolio than might otherwise be available through direct investments in a particular asset class, and will subject the fund to the risks associated with the particular asset class or asset classes in which an underlying fund invests. Examples of asset classes in which other mutual funds (including T. Rowe Price Funds) focus their investments include high yield bonds, inflation-linked securities, floating rate loans, international bonds, emerging market bonds, stocks of companies involved in activities related to real assets, stocks of companies that focus on a particular industry or sector, and emerging market stocks. If the fund invests in another T. Rowe Price Fund, the management fee paid by the fund will be reduced to ensure that the fund does not incur duplicate management fees as a result of its investment.

Illiquid Investments

Some of the fund's holdings may be considered illiquid because they may not reasonably be expected to be sold or disposed of in current market conditions in seven calendar days or less without the sale or disposition significantly changing the market value of the investment. The determination of liquidity involves a variety of factors. Illiquid securities may include private placements that are sold directly to a small number of investors, usually institutions. Unlike public offerings, such securities are not registered with the SEC. Although certain of these securities may be readily sold (for example, pursuant to Rule 144A under the Securities Act of 1933) and therefore deemed liquid, others may have resale restrictions and be considered illiquid. The sale of illiquid investments may involve substantial delays and additional costs, and the fund may only be able to sell such investments at prices substantially lower than what it believes they are worth. In addition, the fund's investments in illiquid investments may reduce the returns of the fund because it may be unable to sell such investments at an advantageous time, which could prevent the fund from taking advantage of other investment opportunities.

Operating policy The fund may not acquire an illiquid investment if, immediately after the acquisition, the fund would have invested more than 15% of its net assets in illiquid investments.

Types of Investment Management Practices

Reserve Position

A certain portion of the fund's assets may be held in reserves. The fund's reserve positions will primarily consist of: (1) shares of a T. Rowe Price internal money market fund or short-term bond fund (which do not charge any management fees); (2) short-term, high-quality U.S. and foreign dollar-denominated money market securities, including repurchase agreements; and (3) U.S. dollar or non-U.S. dollar currencies. In order to respond to adverse market, economic, political, or other conditions, the fund may assume a temporary defensive position that is inconsistent with its principal investment objective and/or strategies and may invest, without limitation, in reserves. If the fund has significant holdings in reserves, it could compromise its ability to achieve its objective. The reserve position provides flexibility in meeting redemptions, paying expenses, and managing cash flows into the fund and can serve as a short-term defense during periods of unusual market volatility. Non-U.S. dollar reserves are subject to currency risk.

Borrowing Money and Transferring Assets

The fund may borrow from banks, other persons, and other T. Rowe Price Funds for temporary or emergency purposes, to facilitate redemption requests, or for other purposes consistent with the fund's policies as set forth in this prospectus and the Statement of Additional Information. Such borrowings may be collateralized with the fund's assets, subject to certain restrictions.

Fundamental policy Borrowings may not exceed 33 $\frac{1}{3}$ % of the fund's total assets. This limitation includes any borrowings for temporary or emergency purposes, applies at the time of the transaction, and continues to the extent required by the Investment Company Act of 1940.

Operating policy The fund will not transfer portfolio securities as collateral except as necessary in connection with permissible borrowings or investments, and then such transfers may not exceed 33 $\frac{1}{3}$ % of its total assets. The fund will not purchase additional securities when its borrowings exceed 5% of its total assets.

Meeting Redemption Requests

We expect that the fund will hold cash or cash equivalents to meet redemption requests. The fund may also use the proceeds from the sale of portfolio securities to meet redemption requests if consistent with the management of the fund. These redemption methods will be used regularly and may also be used in deteriorating or stressed market conditions. The fund reserves the right to pay redemption proceeds with securities from the fund's portfolio rather than in cash (redemptions in-kind), as described under "Large Redemptions." Redemptions in-kind are typically used to meet redemption requests that represent a large percentage of the fund's net assets in order to minimize the effect of large redemptions on the fund and its remaining shareholders. In general, any redemptions in-kind will represent a pro-rata distribution of the fund's securities, subject to certain limited exceptions. Redemptions in-kind may be used regularly in circumstances as described above and may also be used in stressed market conditions.

The fund, along with other T. Rowe Price Funds, is a party to an interfund lending exemptive order received from the SEC that permits the T. Rowe Price Funds to borrow money from and/or lend money to other T. Rowe Price Funds to help the funds meet short-term redemptions and liquidity needs.

During periods of deteriorating or stressed market conditions, when an increased portion of the fund's portfolio may be composed of holdings with reduced liquidity or lengthy settlement periods, or during extraordinary or emergency circumstances, the fund may be more likely to pay redemption proceeds with cash obtained through interfund lending or short-term borrowing arrangements (if available), or by redeeming a large redemption request in-kind.

Lending of Portfolio Securities

The fund may lend its securities to broker-dealers, other institutions, or other persons to earn additional income. Risks include the potential insolvency of the broker-dealer or other borrower that could result in delays in recovering securities and capital losses. Additionally, losses could result from the reinvestment of collateral received on loaned securities in investments that decline in value, default, or do not perform as well as expected.

Fundamental policy The value of loaned securities may not exceed 33 $\frac{1}{3}$ % of the fund's total assets.

Credit Quality Considerations

The credit quality of many fund holdings is evaluated by rating agencies such as Moody's Investors Service, Inc. (Moody's), S&P Global Ratings (S&P), and Fitch Ratings, Inc. (Fitch). Credit quality refers to the issuer's ability and willingness to meet all required interest and principal payments. The highest ratings are assigned to issuers perceived to have the lowest credit risks. T. Rowe Price credit research analysts also evaluate the fund's holdings, including those rated by outside agencies. Other things being equal, bonds and other debt obligations with lower ratings typically have higher yields due to greater credit risk.

Credit quality ratings are not guarantees. They are estimates of an issuer's creditworthiness and ability to make interest and principal payments as they come due. Ratings can change at any time due to actual or perceived changes in an issuer's creditworthiness or financial fundamentals.

Bonds rated Baa and above by Moody's, and BBB and above by S&P and Fitch, are considered to be "investment grade." Bonds that are rated below these categories are considered to have greater credit risk and are referred to as "below investment grade" or "noninvestment grade." Bonds rated below investment grade range from speculative to highly speculative with respect to the issuer's ability or willingness to pay interest and repay principal. The following table summarizes the rating scales and associated credit risk assigned by the major rating agencies. Within these categories, the rating may be modified with a symbol (such as 1, 2, and 3, or a plus or minus) to indicate whether the bond is ranked in the higher or lower end of its rating category. T. Rowe Price generally relies upon its own credit analysis when selecting investments.

Ratings of Debt Instruments

Moody's	S&P	Fitch	Description of Category
Aaa	AAA	AAA	Lowest level of credit risk with extremely strong capacity to meet financial commitments
Aa	AA	AA	Very low credit risk with very strong capacity to meet financial commitments
A	A	A	Low credit risk with strong capacity to meet financial commitments
Baa	BBB	BBB	Moderate credit risk with adequate capacity to meet financial commitments
Ba	BB	BB	Subject to substantial credit risk, and adverse conditions could lead to inadequate capacity to meet financial commitments
B	B	B	Subject to high credit risk, and adverse conditions will likely impair capacity to meet financial commitments
Caa	CCC	CCC	Subject to very high credit risk and dependent upon favorable conditions to meet financial commitments
Ca	CC	CC	Highly vulnerable to nonpayment and likely in, or very near, default with some prospect of recovery of principal and interest
C	C	C	Typically in default with little prospect for recovery of principal and interest
—	D	D	In default

Portfolio Turnover

Turnover is an indication of frequency of trading. Each time the fund purchases or sells a security, it incurs a cost. This cost is reflected in the fund's net asset value but not in its operating expenses. The higher the turnover rate, the higher the transaction costs and the greater the impact on the fund's total return. The fund's portfolio turnover rates are shown in the Financial Highlights table.

FINANCIAL HIGHLIGHTS

The Financial Highlights table, which provides information about the fund's financial history, is based on a single share outstanding throughout the periods shown. The table is part of the fund's financial statements, which are included in its annual report and are incorporated by reference into the Statement of Additional Information (available upon request). The financial statements in the annual report were audited by the fund's independent registered public accounting firm, PricewaterhouseCoopers LLP.

FINANCIAL HIGHLIGHTS

For a share outstanding throughout each period

	Year Ended 12/31/18	12/31/17	12/31/16	12/31/15	12/31/14
NET ASSET VALUE					
Beginning of period	\$ 21.09	\$ 19.17	\$ 18.73	\$ 20.56	\$ 21.33
Investment activities					
Net investment income ⁽¹⁾⁽²⁾	0.39	0.30	0.31	0.34	0.33
Net realized and unrealized gain / loss	(1.44)	3.02	0.89	(0.35)	0.75
Total from investment activities	(1.05)	3.32	1.20	(0.01)	1.08
Distributions					
Net investment income	(0.38)	(0.32)	(0.32)	(0.36)	(0.36)
Net realized gain	(1.35)	(1.08)	(0.44)	(1.46)	(1.49)
Total distributions	(1.73)	(1.40)	(0.76)	(1.82)	(1.85)
NET ASSET VALUE					
End of period	\$ 18.31	\$ 21.09	\$ 19.17	\$ 18.73	\$ 20.56

Ratios/Supplemental Data

Total return⁽²⁾⁽³⁾	(5.08)%	17.41%	6.45%	(0.05)%	5.20%
Ratios to average net assets: ⁽²⁾					
Gross expenses before waivers/payments by Price Associates	0.88%	0.90%	0.90%	0.90%	0.90%
Net expenses after waivers/payments by Price Associates	0.76%	0.78%	0.77%	0.77%	0.77%
Net investment income	1.84%	1.43%	1.63%	1.66%	1.51%
Portfolio turnover rate	77.0%	61.8%	75.4%	71.5%	62.1%
Net assets, end of period (in thousands)	\$ 166,744	\$ 184,401	\$ 159,611	\$ 163,344	\$ 188,404

⁽¹⁾ Per share amounts calculated using average shares outstanding method.⁽²⁾ Includes the impact of expense-related arrangements with Price Associates.⁽³⁾ Total return reflects the rate that an investor would have earned on an investment in the fund during each period, assuming reinvestment of all distributions.

DISCLOSURE OF FUND PORTFOLIO INFORMATION

The T. Rowe Price Funds' complete portfolio holdings as of their fiscal year-ends are disclosed in their annual shareholder reports and their complete portfolio holdings as of their fiscal mid-point are disclosed in their semiannual shareholder reports. The annual and semiannual shareholder reports are filed with the SEC and sent to the funds' shareholders within 60 days of the period covered. The shareholder reports are publicly available immediately upon filing with the SEC. Beginning with reporting periods ending on or after March 1, 2019, the T. Rowe Price Funds also publicly disclose their complete portfolio holdings as of their first and third fiscal quarter-ends on Form N-PORT, along with other fund information. Form N-PORT is filed with the SEC each quarter, and the fund's complete portfolio holdings as of its first and third fiscal quarter-ends are made publicly available 60 days after the end of each quarter. Prior to March 1, 2019, the T. Rowe Price Funds disclosed their complete portfolio holdings for their first and third fiscal quarter-ends on Form N-Q, which was filed with the SEC within 60 days of the period covered and made publicly available immediately upon filing with the SEC. Neither Form N-PORT nor Form N-Q is sent to the funds' shareholders. Under certain conditions, the shareholder

reports, Form N-PORT, and Form N-Q may include up to 5% of a fund's holdings under the caption "Miscellaneous Securities" without identifying the specific security or issuer. Generally, a holding would not be individually identified if it is determined that its disclosure could be harmful to the fund or its shareholders. A holding will not be excluded for these purposes from a fund's SEC filings for more than one year. The money market funds also file detailed month-end portfolio holdings information on Form N-MFP with the SEC each month. Form N-MFP is publicly available immediately upon filing with the SEC.

In addition, most T. Rowe Price Funds disclose their calendar quarter-end portfolio holdings on **troweprice.com** 15 calendar days after each quarter. At the discretion of the investment adviser, these holdings reports may exclude the issuer name and other information relating to a holding in order to protect the fund's interests and prevent harm to the fund or its shareholders. Private placements and other restricted securities may not be individually identified in the calendar quarter-end holdings on **troweprice.com**, but would be disclosed in any SEC filings. Money market funds also disclose on **troweprice.com** their month-end complete portfolio holdings five business days after each month-end and historical information about the fund's investments for the previous six months, as of the last business day of the preceding month. This information includes, among other things, the percentage of the fund's investments in daily and weekly liquid assets, the fund's weighted average maturity and weighted average life, the fund's market-based net asset value, and the fund's net inflows and outflows. The calendar quarter-end portfolio holdings will remain on the website for one year and the month-end money market fund portfolio holdings will remain on the website for six months. In addition, most T. Rowe Price Funds disclose their 10 largest holdings, along with the percentage of the relevant fund's total assets that each of the 10 holdings represents, on **troweprice.com** on the seventh business day after each month-end. These holdings are listed in numerical order based on such percentages of the fund's assets. Each monthly top 10 list will remain on the website for six months. A description of T. Rowe Price's policies and procedures with respect to the disclosure of portfolio information is available in the Statement of Additional Information.

The following policies and procedures generally apply to the T. Rowe Price Variable Insurance Portfolios, which are T. Rowe Price mutual funds specifically designed to be made available through variable annuity or variable life insurance contracts. For instructions on how to purchase and redeem shares of the funds, you should refer to your insurance contract prospectus.

INVESTING IN T. ROWE PRICE VARIABLE INSURANCE PORTFOLIOS

Shares of the Variable Insurance Portfolios are designed to be offered to insurance company separate accounts established for the purpose of funding variable annuity and variable life insurance contracts. The variable annuity and variable life contract holders or participants are not the shareholders of the funds. Rather, the separate account of the insurance company is the shareholder. The variable annuity and variable life contracts are described in separate prospectuses issued by the insurance companies. The funds assume no responsibility for any insurance company prospectuses or variable annuity or variable life contracts.

Some of the Variable Insurance Portfolios are available only in a single share class, while some of the Variable Insurance Portfolios are also available in a II Class. Shares of the funds are sold and redeemed without the imposition of any sales charges, commissions, or redemption fees, although shares of the II Class are subject to a 12b-1 fee at a rate of up to 0.25% annually. In addition, certain other charges may apply to annuity or life contracts. Those charges are disclosed in the insurance contract prospectus.

Your ability to exchange from these funds into any other T. Rowe Price Fund that serves as an investment option under your insurance contract is governed by the terms of that contract and the insurance contract prospectus, as well as the funds' excessive and short-term trading policy described later in this section.

DISTRIBUTION AND SHAREHOLDER SERVICING FEES

Each II Class has adopted a 12b-1 plan to pay certain expenses associated with the distribution of the fund's shares out of the fund's assets. Each Variable Insurance Portfolio offering II Class shares has adopted a 12b-1 plan under which the II Class may make payments at a rate of up to 0.25% of the class' average daily net assets per year to various insurance companies, their agents, and contract distributors for distribution and servicing of fund shares. These payments may be more or less than the costs incurred by the insurance companies, their agents, and contract distributors. Because the fees are paid from the II Class net assets on an ongoing basis, they will increase the cost of your investment and, over time, could result in your paying more than with other types of sales charges.

In addition, from time to time, T. Rowe Price may make payments from its own resources to eligible insurance companies for recordkeeping and administrative services they provide to a fund for contract holders. These payments may range from 0.15% to 0.25% of the average annual total assets invested by the separate accounts of the insurance company in the fund. All payments described specifically by this paragraph are paid by T. Rowe Price and are not paid directly from the Variable Insurance Portfolios' assets.

PRICING OF SHARES AND TRANSACTIONS

How and When Shares Are Priced

The trade date for your transaction request generally depends on the day and time that your insurance company or T. Rowe Price receives your request and will normally be executed using the next share price calculated after your order is received in correct form by your insurance company or T. Rowe Price or its agent. The share price, also called the net asset value, for each share class of a fund is calculated at the close of trading on the New York Stock Exchange ("NYSE"), which is normally 4 p.m. ET, on each day that the exchange is open for business. Net asset values are not calculated for the funds on days when the NYSE is scheduled to be closed for trading (for example, weekends and certain U.S. national holidays). If the NYSE is unexpectedly closed due to weather or other extenuating circumstances on a day it would typically be open for business, or if the NYSE has an unscheduled early closing on a day it has opened for business, the funds reserve the right to treat such day as a business day and accept purchase and redemption orders and calculate their share price as of the normally scheduled close of regular trading on the NYSE for that day.

To calculate the net asset value, the fund's assets are valued and totaled; liabilities are subtracted; and each class' proportionate share of the balance, called net assets, is divided by the number of shares outstanding of that class. Market values are used to price portfolio holdings for which market quotations are readily available. Market values generally reflect the prices at which securities actually trade or represent prices that have been adjusted based on evaluations and information provided by the fund's pricing services. Investments in other mutual funds are valued at the closing net asset value per share of the mutual fund on the day of valuation. If a market value for a portfolio holding is not available or normal valuation procedures are deemed to be inappropriate, the fund will make a good faith effort to assign a fair value to the holding by taking into account various factors and methodologies that have been approved by the fund's Board. This value may differ from the value the fund receives upon sale of the securities.

Amortized cost is used to price securities held by money market funds and certain short-term debt securities held by other funds. The Government Money Portfolio, which seeks to maintain a stable net asset value of \$1.00, uses the amortized cost method of valuation to calculate its net asset value. Amortized cost allows money market funds to value a holding at the fund's acquisition cost with adjustments for any premiums or discounts, and then round the net asset value per share to the nearest whole cent. The amortized cost method of valuation enables money market funds to maintain a \$1.00 net asset value, but it may also result in periods during which the stated value of a security held by the funds differs from the market-based price the funds would receive if they sold that holding. The current market-based net asset value per share for each business day in the preceding six months is available for the Government Money Portfolio through **troweprice.com**. These market-based net asset values are for informational purposes only and are not used to price transactions.

The funds use various pricing services to provide closing market prices, as well as information used to adjust those prices and to value most fixed income securities. A fund cannot predict how often it will use closing prices and how often it will adjust those prices. As a means of evaluating its fair value process, the fund routinely compares closing market prices, the next day's opening prices in the same markets, and adjusted prices.

Non-U.S. equity securities are valued on the basis of their most recent closing market prices at 4 p.m. ET, except under the following circumstances. Most foreign markets close before 4 p.m. ET. For example, the most recent closing prices for securities traded in certain Asian markets may be as much as 15 hours old at 4 p.m. ET. If a fund determines that developments between the close of a foreign market and the close of the NYSE will, in its judgment, affect the value of some or all of the fund's securities, the fund will adjust the previous closing prices to reflect what it believes to be the fair value of the securities as of 4 p.m. ET. In deciding whether to make these adjustments, the fund reviews a variety of factors, including developments in foreign markets, the performance of U.S. securities markets, and the performance of instruments trading in U.S. markets that represent foreign securities and baskets of foreign securities.

A fund may also fair value certain securities or a group of securities in other situations—for example, when a particular foreign market is closed but the fund is open. For a fund that has investments in securities that are primarily listed on foreign exchanges that trade on weekends or other days when the fund does not price its shares, the fund's net asset value may change on days when shareholders will not be able to purchase or redeem the fund's shares. If an event occurs that affects the value of a security after the close of the market, such as a default of a commercial paper issuer or a significant move in short-term interest rates, a fund may make a price adjustment depending on the nature and significance of the event. The funds also evaluate a variety of factors when assigning fair values to private placements and other restricted securities. Other mutual funds may adjust the prices of their securities by different amounts or assign different fair values from the fair value that the fund assigns to the same security.

How the Trade Date Is Determined

The insurance companies purchase shares of the fund for their separate accounts, using premiums allocated by the contract holders or participants. Shares are purchased at the net asset value next determined after the insurance company receives the premium payment in correct form. Initial and subsequent payments allocated to the fund are subject to the limits stated in the insurance contract prospectus issued by the insurance company.

The insurance companies redeem shares of the fund to make benefit or surrender payments under the terms of their contracts. Redemptions are processed on any day on which the NYSE is open and are priced at the fund's net asset value next determined after the insurance company receives a surrender request in acceptable form.

The funds have authorized certain insurance companies, financial intermediaries, or their designees to accept orders to buy or sell fund shares on their behalf. Generally, when insurance companies receive an order in correct form, the order is considered as being placed with the fund and shares will be bought or sold at the net asset value next calculated after the order is received by the insurance company. The insurance company or financial intermediary must transmit the order to T. Rowe Price or its agent and pay for such shares in accordance with the agreement with T. Rowe Price, or the order may be canceled and the insurance company or financial

intermediary could be held liable for the losses. If the fund does not have such an agreement in place with your insurance company or financial intermediary, T. Rowe Price or its agent must receive the request in correct form from your insurance company or financial intermediary by the close of the NYSE in order for your transaction to be priced at that business day's net asset value.

Note: The time at which transactions and shares are priced and the time until which orders are accepted may be changed in case of an emergency or if the NYSE closes at a time other than 4 p.m. ET. The funds reserve the right to not treat an unscheduled intraday disruption or closure in NYSE trading as a closure of the NYSE and still accept transactions and calculate their net asset value as of 4 p.m. ET.

GENERAL POLICIES RELATING TO TRANSACTIONS

Purchasing Shares

All initial and subsequent investments by insurance companies or financial intermediaries are typically made by bank wire or electronic payment. There is no assurance that the share price for the purchase will be the same day the wire was initiated. The Variable Insurance Portfolios do not require a particular minimum amount for initial or subsequent purchases. However, you should check with your insurance company to determine if a minimum applies to your investment. Purchases by financial intermediaries are typically initiated through the National Securities Clearing Corporation or by calling Financial Institution Services.

When authorized by the fund, certain financial institutions purchasing fund shares on behalf of customers through T. Rowe Price Financial Institution Services may place a purchase order unaccompanied by payment. Payment for these shares must be received by the time designated by the fund (not to exceed the period established for settlement under applicable regulations). If payment is not received by this time, the order may be canceled. The financial institution is responsible for any costs or losses incurred by the fund or T. Rowe Price if payment is delayed or not received.

U.S. Dollars All purchases must be paid for in U.S. dollars.

Nonpayment Purchases may be canceled for any orders that are not paid in full. The purchaser may be responsible for any losses or expenses incurred by the fund or its transfer agent, and the fund can redeem shares as reimbursement. The funds and their agents have the right to reject or cancel any purchase due to nonpayment.

Redeeming Shares

Unless otherwise indicated, redemption proceeds will be sent via bank wire to the insurance company's or financial intermediary's designated bank. Redemptions are typically initiated through the National Securities Clearing Corporation or by calling Financial Institution Services. Normally, the fund transmits proceeds to insurance companies and financial intermediaries for redemption orders received in correct form on either the next business day or second business day after receipt of the order, depending on the arrangement with the insurance company or financial intermediary. You may want to contact your insurance company about procedures for receiving your redemption proceeds under your insurance contract.

Please note that certain purchase and redemption requests initiated through the National Securities Clearing Corporation may be rejected, and in such instances, the transaction must be placed by contacting Financial Institution Services.

Large Redemptions Large redemptions can adversely affect a portfolio manager's ability to implement a fund's investment strategy by causing the premature sale of securities that would otherwise be held longer. Therefore, the fund reserves the right (without prior notice) to redeem in-kind. In general, any redemptions in-kind will represent a pro-rata distribution of a fund's securities, subject to certain limited exceptions. The redeeming shareholder or account will be responsible for disposing of the securities, and the shareholder or account will be subject to the risks that the value of the securities could decline prior to their sale, the securities could be difficult to sell, and brokerage fees could be incurred. If a shareholder or account owner continues to hold the securities, he or she may be subject to any ownership restrictions imposed by the issuers. For example, real estate investment trusts often impose ownership restrictions on their equity securities.

Delays in Sending Redemption Proceeds The T. Rowe Price Variable Insurance Portfolios typically expect that redemption requests will be paid out to redeeming shareholders by the business day following the receipt of a redemption request that is in correct form. Proceeds sent by wire are typically credited to the insurance company's or financial intermediary's designated bank the next business day after the redemption. However, under certain circumstances, and when deemed to be in a fund's best interests, proceeds may not be sent for up to seven calendar days after receipt of a valid redemption order (for example, during periods of deteriorating or

stressed market conditions or during extraordinary or emergency circumstances). In addition, under certain limited circumstances, the Board of Directors of a money market fund may elect to permanently suspend redemptions in order to facilitate an orderly liquidation of the money market fund (subject to any additional liquidation requirements).

Under certain limited circumstances, the Board of Directors of a money market fund may elect to permanently suspend redemptions in order to facilitate an orderly liquidation of the money market fund (subject to any additional liquidation requirements).

Excessive and Short-Term Trading

T. Rowe Price may bar excessive and short-term traders from purchasing shares.

Excessive transactions and short-term trading can be harmful to fund shareholders in various ways, such as disrupting a fund's portfolio management strategies, increasing a fund's trading costs, and negatively affecting its performance. Short-term traders in funds that invest in foreign securities may seek to take advantage of developments overseas that could lead to an anticipated difference between the price of the funds' shares and price movements in foreign markets. While there is no assurance that T. Rowe Price can prevent all excessive and short-term trading, the Boards of the T. Rowe Price Funds have adopted the following trading limits that are designed to deter such activity and protect the funds' shareholders. The funds may revise their trading limits and procedures at any time as the Boards deem necessary or appropriate to better detect short-term trading that may adversely affect the funds, to comply with applicable regulatory requirements, or to impose additional or alternative restrictions. The excessive and short-term trading policy for the T. Rowe Price Funds applies to contract holders notwithstanding any provisions in your insurance contract.

Subject to certain exceptions, each T. Rowe Price Fund restricts a shareholder's purchases (including through exchanges) into a fund account for a period of 30 calendar days after the shareholder has redeemed or exchanged out of that same fund account (the "30-Day Purchase Block"). The calendar day after the date of redemption is considered Day 1 for purposes of computing the period before another purchase may be made.

General Exceptions As of the date of this prospectus, the following types of transactions generally are not subject to the 30-Day Purchase Block (certain of these exceptions are not applicable to Variable Insurance Portfolios):

- Shares purchased or redeemed in money market funds and ultra short-term bond funds;
- Shares purchased or redeemed through a systematic purchase or withdrawal plan;
- Checkwriting redemptions from bond funds and money market funds;
- Shares purchased through the reinvestment of dividends or capital gain distributions;
- Shares redeemed automatically by a fund to pay fund fees or shareholder account fees;
- Transfers and changes of account registration within the same fund;
- Shares purchased by asset transfer or direct rollover;
- Shares purchased or redeemed through IRA conversions and recharacterizations;
- Shares redeemed to return an excess contribution from a retirement account;
- Transactions in Section 529 college savings plans;
- Certain transactions in defined benefit and nonqualified plans, subject to prior approval by T. Rowe Price;
- Shares converted from one share class to another share class in the same fund;
- Shares of T. Rowe Price Funds that are purchased by another T. Rowe Price Fund, including shares purchased by T. Rowe Price fund-of-funds products, and shares purchased by discretionary accounts managed by T. Rowe Price or one of its affiliates (please note that shareholders of the investing T. Rowe Price Fund are still subject to the policy);
- Transactions initiated by the trustee or adviser to a donor-advised charitable gift fund as approved by T. Rowe Price; and
- Transactions having a value of \$5,000 or less (insurance companies and financial intermediaries may apply the excessive and short-term trading policy to transactions of any amount).

Transactions in certain rebalancing, asset allocation, wrap, and other advisory programs, as well as non-T. Rowe Price fund-of-funds products, may also be exempt from the 30-Day Purchase Block, subject to prior written approval by T. Rowe Price.

In addition to restricting transactions in accordance with the 30-Day Purchase Block, T. Rowe Price may, in its discretion, reject (or instruct an intermediary or insurance company to reject) any purchase or exchange into a fund from a person (which includes individuals and entities) whose trading activity could disrupt the management of the fund or dilute the value of the fund's shares, including trading by persons acting collectively (for example, following the advice of a newsletter). Such persons may be barred, without prior notice, from further purchases of T. Rowe Price Funds for a period longer than 30 calendar days, or permanently.

Omnibus Accounts Financial intermediaries and insurance companies may maintain their underlying accounts directly with the fund, although they often establish an omnibus account (one account with the fund that represents multiple underlying shareholder accounts or underlying contract holder accounts) in the fund on behalf of their customers. When insurance companies establish omnibus accounts in the T. Rowe Price Funds, T. Rowe Price is not able to monitor the trading activity by underlying contract holders. However, T. Rowe Price monitors aggregate trading activity at the insurance company (omnibus account) level in an attempt to identify activity that indicates potential excessive or short-term trading. If it detects suspicious trading activity, T. Rowe Price will contact the insurance company and may request personal identifying information and transaction histories for some or all of the underlying contract holders. If T. Rowe Price believes that excessive or short-term trading has occurred and there is no exception for such trades under the funds' Excessive and Short-Term Trading Policy previously described, it will instruct the insurance company to impose restrictions to discourage such practices and take appropriate action with respect to the underlying contract holder, including restricting purchases for 30 calendar days or longer. There is no assurance that T. Rowe Price will be able to properly enforce its excessive and short-term trading policy for omnibus accounts. Because T. Rowe Price generally relies on intermediaries and insurance companies to provide information and impose restrictions for omnibus accounts, its ability to monitor and deter excessive trading will be dependent upon the intermediaries' and insurance companies' timely performance of their responsibilities.

T. Rowe Price may allow a financial intermediary or insurance company to maintain restrictions on trading in the T. Rowe Price Funds that differ from the 30-Day Purchase Block. An alternative excessive and short-term trading policy would be acceptable to T. Rowe Price if it believes that the policy would provide sufficient protection to the T. Rowe Price Funds and their shareholders that is consistent with the excessive and short-term trading policy adopted by the funds' Boards.

The terms of your insurance contract may further restrict your ability to trade between investment options available under your contract. You should carefully review your insurance contract or consult with your insurance company directly to determine the trading policy, as well as any rules or conditions on transactions that will apply to your trades in the T. Rowe Price Funds and any other investment options available under your contract.

There is no guarantee that T. Rowe Price will be able to identify or prevent all excessive or short-term trades or trading practices.

Responsibility for Unauthorized Transactions

T. Rowe Price and its agents use procedures reasonably designed to confirm that telephone, electronic, and other instructions are genuine. These procedures include recording telephone calls, requiring personalized security codes or certain identifying information for inquiries and requests, and requiring Medallion signature guarantees for certain transactions and account changes. If T. Rowe Price and its agents follow these procedures, they are not responsible for any losses that may occur due to unauthorized instructions. In addition, you should verify the accuracy of transactions immediately after you receive confirmation of them and notify T. Rowe Price of any inaccuracies.

Fund Operations and Shareholder Services

T. Rowe Price and The Bank of New York Mellon, subject to the oversight of T. Rowe Price, each provide certain accounting services to the T. Rowe Price Funds. T. Rowe Price Services, Inc., acts as the transfer agent and dividend disbursing agent and provides shareholder and administrative services to the funds. These companies receive compensation from the funds for their services. These fees are included in a fund's financial statements.

INFORMATION ON DISTRIBUTIONS AND TAXES

Each fund intends to qualify to be treated each year as a regulated investment company under Subchapter M of the Internal Revenue Code of 1986, as amended (the "Code"). In order to qualify, a fund must satisfy certain income, diversification, and distribution requirements. A regulated investment company is not subject to U.S. federal income tax at the portfolio level on income and gains from investments that are distributed to shareholders. However, if a fund were to fail to qualify as a regulated investment company, and was ineligible to or otherwise did not cure such failure, the result would be fund-level taxation and, consequently, a reduction in income available for distribution to the fund's shareholders.

For a discussion of the tax status of your variable annuity contract, please refer to the insurance contract prospectus. Any tax forms applicable to your investment will be provided to you by your insurance company.

The policy of the funds is to distribute, to the extent possible, all net investment income and realized capital gains to its shareholders, which are the various insurance companies that have established separate accounts in connection with their issuance of variable

annuity and variable life contracts. Any dividends from net investment income are declared daily and paid monthly for the Limited-Term Bond and Government Money Portfolios; declared and paid quarterly for the Equity Income, Equity Index 500, and Personal Strategy Balanced Portfolios; and declared and paid annually for all other Variable Insurance Portfolios. Shares of the Limited-Term Bond and Government Money Portfolios will normally earn dividends through the date of redemption. The funds do not pay dividends in fractional cents. Any dividend amount earned for a particular day on all shares held that is one-half of one cent or greater (for example, \$0.016) will be rounded up to the next whole cent (\$0.02), and any amount that is less than one-half of one cent (for example, \$0.014) will be rounded down to the nearest whole cent (\$0.01). Please note that if the dividend payable on all shares held is less than one-half of one cent for a particular day, no dividend will be earned for that day.

If a fund has net capital gains for the year (after subtracting any capital losses), they are usually declared and paid in December. If a second distribution is necessary, it is paid the following year.

All fund distributions made to a separate account will be reinvested automatically in additional fund shares, unless a shareholder (separate account) elects to receive distributions in cash. Under current law, dividends and distributions made by the fund to separate accounts are generally not taxable to the separate accounts, the insurance company, or the contract holder, provided that the separate account meets the diversification requirements of Code Section 817(h) and other tax-related requirements are satisfied. Each of the Variable Insurance Funds intends to diversify its investments in the manner required under Code Section 817(h).

RIGHTS RESERVED BY THE FUNDS

T. Rowe Price Funds and their agents, in their sole discretion, reserve the following rights: (1) to waive or lower investment minimums; (2) to accept initial purchases by telephone; (3) to refuse any purchase or exchange order; (4) to cancel or rescind any purchase or exchange order placed through an intermediary no later than the business day after the order is received by the intermediary (including, but not limited to, orders deemed to result in excessive trading, market timing, or 5% ownership); (5) to cease offering fund shares at any time to all or certain groups of investors; (6) to freeze any account and suspend account services when notice has been received of a dispute regarding the ownership of the account, or a legal claim against an account, upon initial notification to T. Rowe Price of a shareholder's death until T. Rowe Price receives required documentation in correct form, or if there is reason to believe a fraudulent transaction may occur; (7) to otherwise modify the conditions of purchase and modify or terminate any services at any time; (8) to waive any wire fees charged to a group of shareholders; (9) to act on instructions reasonably believed to be genuine; (10) to involuntarily redeem an account at the net asset value calculated the day the account is redeemed, in cases of threatening conduct, suspected fraudulent or illegal activity, or if the fund or its agent is unable, through its procedures, to verify the identity of the person(s) or entity opening an account; and (11) for the money market funds, to suspend redemptions to facilitate an orderly liquidation.

In an effort to protect T. Rowe Price Funds from the possible adverse effects of a substantial redemption in a large account, as a matter of general policy, no contract holder or participant or group of contract holders or participants controlled by the same person or group of persons will knowingly be permitted to purchase in excess of 5% of the outstanding shares of the fund, except upon approval by the fund's management.

A Statement of Additional Information for the T. Rowe Price family of funds, which includes additional information about the funds, has been filed with the SEC and is incorporated by reference into this prospectus. Further information about fund investments, including a review of market conditions and the manager's recent investment strategies and their impact on performance during the past fiscal year, is available in the annual and semiannual shareholder reports. To obtain free copies of any of these documents, or for shareholder inquiries, contact your insurance company. Certain documents and updated performance information are available through troweprice.com.

Fund reports and other fund information are available on the EDGAR Database on the SEC's Internet site at <http://www.sec.gov>. Copies of this information may be obtained, after paying a duplicating fee, by electronic request at publicinfo@sec.gov.

T.RowePrice®

1940 Act File No. 811-07143
E304-040 5/1/19



Prospectus

May 1, 2019

T. ROWE PRICE

Equity Income Portfolio

Equity Income Portfolio

Equity Income Portfolio—II Class

The fund is only available as an investment option for variable annuity and variable life insurance contracts.

The Securities and Exchange Commission (SEC) has not approved or disapproved these securities or passed upon the adequacy of this prospectus. Any representation to the contrary is a criminal offense.

Table of Contents

1	SUMMARY	
	Equity Income Portfolio	1
2	MORE ABOUT THE FUND	
	Organization and Management	5
	More Information About the Fund's Principal Investment Strategies and Its Principal Risks	6
	Investment Policies and Practices	9
	Financial Highlights	13
	Disclosure of Fund Portfolio Information	15
3	T. ROWE PRICE ACCOUNT INFORMATION	
	Investing in T. Rowe Price Variable Insurance Portfolios	17
	Distribution and Shareholder Servicing Fees	17
	Pricing of Shares and Transactions	17
	General Policies Relating to Transactions	19
	Information on Distributions and Taxes	21
	Rights Reserved by the Funds	22

Investment Objective

The fund seeks a high level of dividend income and long-term capital growth primarily through investments in stocks.

Fees and Expenses

This table describes the fees and expenses that you may pay if you buy and hold shares of the fund. There may be additional expenses that apply, as described in your insurance contract prospectus, which are not reflected in the table.

Fees and Expenses of the Fund

	Portfolio	Portfolio—II Class
	Annual fund operating expenses (expenses that you pay each year as a percentage of the value of your investment)	
Management fees	0.85% ^a	0.85% ^a
Distribution and service (12b-1) fees	—	0.25
Other expenses	—	—
Total annual fund operating expenses	0.85	1.10
Fee waiver/expense reimbursement	(0.11) ^{a,b}	(0.11) ^{a,b}
Total annual fund operating expenses after fee waiver/expense reimbursement	0.74^{a,b}	0.99^{a,b}

^a T. Rowe Price Associates, Inc., has agreed (at least through April 30, 2020) to waive a portion of the fund's management fees in order to limit the fund's management fees to 0.74% of the fund's average daily net assets. Thereafter, this agreement will automatically renew for one-year terms unless terminated by the fund's Board of Directors. Fees waived and expenses paid under this agreement are not subject to reimbursement to T. Rowe Price Associates, Inc., by the fund.

^b Restated to reflect current fees.

Example This example is intended to help you compare the cost of investing in the fund with the cost of investing in other mutual funds. The example assumes that you invest \$10,000 in the fund for the time periods indicated and then redeem all of your shares at the end of those periods, that your investment has a 5% return each year, and that the fund's operating expenses remain the same. The example also assumes that an expense limitation arrangement currently in place is not renewed; therefore, the figures have been adjusted to reflect fee waivers or expense reimbursements only in the periods for which the expense limitation arrangement is expected to continue. Although your actual costs may be higher or lower, based on these assumptions your costs would be:

	1 year	3 years	5 years	10 years
Portfolio	\$76	\$260	\$461	\$1,039
Portfolio—II Class	101	339	596	1,332

Portfolio Turnover The fund pays transaction costs, such as commissions, when it buys and sells securities (or "turns over" its portfolio). A higher portfolio turnover rate may indicate higher transaction costs and may result in higher taxes when the fund's shares are held in a taxable account. These costs, which are not reflected in annual fund operating expenses or in the example, affect the fund's performance. During the most recent fiscal year, the fund's portfolio turnover rate was 16.5% of the average value of its portfolio.

Investments, Risks, and Performance

Principal Investment Strategies The fund will normally invest at least 80% of its net assets (including any borrowings for investment purposes) in common stocks, with an emphasis on large-capitalization stocks that have a strong track record of paying dividends or that are believed to be undervalued.

The fund typically employs a "value" approach in selecting investments. The fund's in-house research team seeks companies that appear to be undervalued by various measures and may be temporarily out of favor but have good prospects for capital appreciation and dividend growth.

In selecting investments, the fund's investment adviser generally looks for companies in the aggregate with one or more of the following:

- an established operating history;
- above-average dividend yield relative to the broader equity market;
- low price/earnings ratio relative to the broader equity market;
- a sound balance sheet and other positive financial characteristics; or
- low stock price relative to a company's underlying value as measured by assets, cash flow, or business franchises.

The adviser generally seeks investments in large-capitalization companies and the fund's yield, which reflects the level of dividends paid by the fund, is expected to normally exceed the yield of the Russell 1000[®] Value Index. In pursuing its investment objective, the fund has the discretion to deviate from its normal investment criteria. These situations might arise when the adviser believes a security could increase in value for a variety of reasons, including an extraordinary corporate event, a new product introduction or innovation, a favorable competitive development, or a change in management.

While most assets will typically be invested in U.S. common stocks, the fund may invest in foreign stocks in keeping with the fund's objective. The fund may at times invest significantly in certain sectors, such as the financials sector.

The fund may sell securities for a variety of reasons, such as to secure gains, limit losses, or redeploy assets into more promising opportunities.

Principal Risks As with any mutual fund, there is no guarantee that the fund will achieve its objective. The fund's share price fluctuates, which means you could lose money by investing in the fund. The principal risks of investing in this fund are summarized as follows:

Active management risks The investment adviser's judgments about the attractiveness, value, or potential appreciation of the fund's investments may prove to be incorrect. The fund could underperform other funds with a similar benchmark or similar objectives and investment strategies if the fund's overall investment selections or strategies fail to produce the intended results.

Risks of stock investing Common stocks generally fluctuate in value more than bonds and may decline significantly over short time periods. There is a chance that stock prices overall will decline because stock markets tend to move in cycles, with periods of rising and falling prices. The value of a stock in which the fund invests may decline due to general weakness in the stock market or because of factors that affect a particular company or industry.

Investment style risks Different investment styles tend to shift in and out of favor depending on market conditions and investor sentiment. The fund's value approach to investing could cause it to underperform other stock funds that employ a different investment style. The intrinsic value of a stock with value characteristics may not be fully recognized by the market for a long time or a stock judged to be undervalued may actually be appropriately priced at a low level.

Dividend-paying stock risks The fund's emphasis on dividend-paying stocks could cause the fund to underperform similar funds that invest without consideration of a company's track record of paying dividends. Stocks of companies with a history of paying dividends may not participate in a broad market advance to the same degree as most other stocks, and a sharp rise in interest rates or economic downturn could cause a company to unexpectedly reduce or eliminate its dividend.

Market capitalization risks Although stocks issued by larger companies tend to have less overall volatility than stocks issued by smaller companies, larger companies may not be able to attain the high growth rates of successful smaller companies, especially during strong economic periods. In addition, larger companies may be less capable of responding quickly to competitive challenges and industry changes, and may suffer sharper price declines as a result of earnings disappointments.

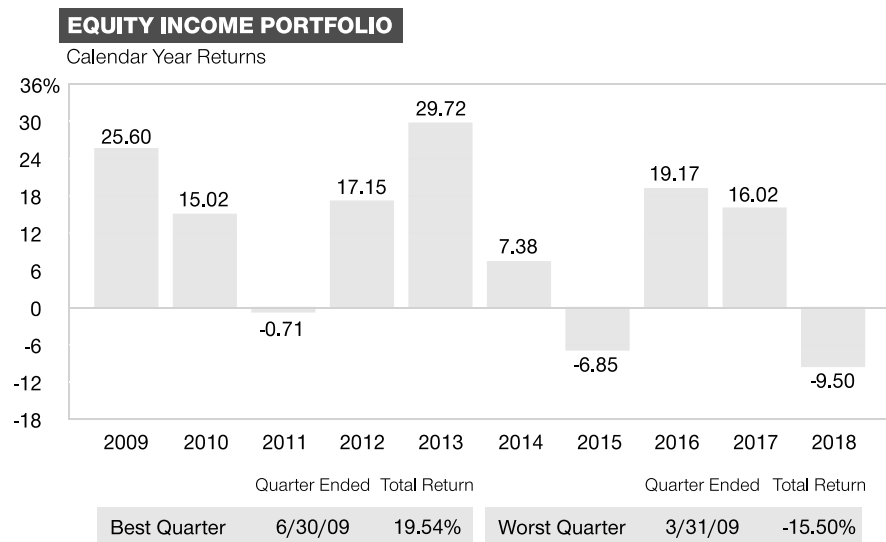
Foreign investing risks The fund's investments in foreign holdings may be adversely affected by local, political, social, and economic conditions overseas, greater volatility, reduced liquidity, or decreases in foreign currency values relative to the U.S. dollar. These risks are heightened for the fund's investments in emerging markets, which are more susceptible to governmental interference, less efficient trading markets, and the imposition of local taxes or restrictions on gaining access to the fund's investments.

Sector concentration risks At times, the fund may have a significant portion of its assets invested in securities of companies conducting business in a broadly related group of industries within an economic sector. Companies in the same economic sector may be similarly affected by economic or market events, making the fund more vulnerable to unfavorable developments in that economic sector than funds that invest more broadly. For example, the fund may have a significant portion of its assets invested in securities of

companies in the financials sector. Companies in the financials sector may be adversely impacted by, among other things, regulatory changes, economic conditions, interest rates, credit rating downgrades, and decreased liquidity in credit markets.

Performance The following performance information provides some indication of the risks of investing in the fund. The fund's performance information represents only past performance and is not necessarily an indication of future results.

The following bar chart illustrates how much returns can differ from year to year by showing calendar year returns and the best and worst calendar quarter returns during those years for the fund's Portfolio Class. Returns for other share classes vary since they have different expenses.



The following table shows the average annual total returns for each class of the fund that has been in operation for at least one full calendar year, and also compares the returns with the returns of a relevant broad-based market index, as well as with the returns of one or more comparative indexes that have investment characteristics similar to those of the fund, if applicable.

Average Annual Total Returns

	Periods ended December 31, 2018			Inception date
	1 Year	5 Years	10 Years	
Portfolio	-9.50 %	4.59 %	10.56 %	03/31/1994
Portfolio—II Class	-9.69	4.33	10.28	04/30/2002
Russell 1000® Value Index (reflects no deduction for fees, expenses, or taxes)	-8.27	5.95	11.18	
Lipper Variable Annuity Underlying Equity Income Funds Average	-7.91	5.28	10.65	

Updated performance information is available through troweprice.com.

Management

Investment Adviser T. Rowe Price Associates, Inc. (T. Rowe Price or Price Associates)

Portfolio Manager	Title	Managed Fund Since	Joined Investment Adviser
John D. Linehan	Chairman of Investment Advisory Committee	2015	1998

Purchase and Sale of Fund Shares

The fund is not sold directly to the general public but is instead offered as an underlying investment option for variable annuity or variable life insurance contracts. Although the fund does not require a minimum amount for initial or subsequent purchases from insurance companies, your insurance company may impose investment minimums for your purchases of the fund.

You may purchase, redeem, or exchange shares of the fund on any day the New York Stock Exchange is open for business. You must purchase, redeem, and exchange shares through your insurance company.

Tax Information

The fund distributes any dividends and capital gains to its shareholders, which are the insurance company separate accounts that sponsor your variable annuity or variable life insurance contract. Variable product owners seeking to understand the tax consequences of their investment, including redemptions of fund shares and the impact of dividend and capital gains distributions by the fund, should consult with the insurance company that issued their variable product or refer to their variable annuity or variable life insurance contract prospectus.

Payments to Insurance Companies, Broker-Dealers, and Other Financial Intermediaries

The fund is generally available only through variable annuity or variable life insurance contracts. The fund and/or its related companies may make payments to a sponsoring insurance company or other financial intermediary for the sale of fund shares and related services. These payments may create a conflict of interest by influencing the insurance company or other financial intermediary to recommend the fund over another investment option or by influencing an insurance company to include the fund as an underlying investment option in a variable contract. The prospectus (or other offering document) for your variable contract may contain additional information about these payments. Ask your insurance company or financial intermediary, or visit your insurance company's or financial intermediary's website, for more information.

ORGANIZATION AND MANAGEMENT

How is the fund organized?

T. Rowe Price Equity Series, Inc. (the “Corporation”) was incorporated in Maryland in 1994. Currently, the Corporation consists of seven series, each representing a separate pool of assets with different investment objectives and investment policies.

The Equity Income Portfolio is managed in a manner similar to the T. Rowe Price Equity Income Fund, a fund with the same objective and investment program as the Equity Income Portfolio but offered to the general public and not to insurance company separate accounts. However, investors should be aware that the Equity Income Portfolio is not the same as the T. Rowe Price Equity Income Fund and will not have the same performance. Investments made by the Equity Income Portfolio at any given time may not be the same as those made by the T. Rowe Price Equity Income Fund. Different performance will result due to factors such as differences in the cash flows into and out of the funds, different fees and expenses, and differences in net assets and size of holdings.

What is meant by “shares”?

Contract holders and participants indirectly (through the insurance company separate account) purchase shares when they put money in a fund offered as an investment option in their insurance contracts. These shares are part of the fund’s authorized capital stock, but share certificates are not issued.

Each share and fractional share entitles the shareholder (the insurance company separate account) to cast one vote per share on certain fund matters, including the election of fund directors, changes in fundamental policies, or approval of material changes to the fund’s investment management agreement.

The shares of the fund have equal voting rights. The various insurance companies own the outstanding shares of the fund in their separate accounts. These separate accounts are registered under the Investment Company Act of 1940 or are exempted from registration thereunder. Under current law, the insurance companies must vote the shares held in registered separate accounts in accordance with voting instructions received from variable contract holders or participants having the right to give such instructions.

Does the fund have annual shareholder meetings?

The mutual funds that are sponsored and managed by T. Rowe Price (the “T. Rowe Price Funds”) are not required to hold regularly scheduled shareholder meetings. To avoid unnecessary costs to the funds’ shareholders, shareholder meetings are only held when certain matters, such as changes in fundamental policies or elections of directors, must be decided. In addition, shareholders representing at least 10% of all eligible votes may call a special meeting for the purpose of voting on the removal of any fund director. If a meeting is held and you cannot attend, you can vote by proxy. Before the meeting, the insurance company will send or make available to you the fund’s proxy materials that explain the matters to be decided and include instructions on voting by mail, telephone, or the Internet.

Who runs the fund?

General Oversight

The fund is governed by a Board of Directors (the “Board”) that meets regularly to review the fund’s investments, performance, expenses, and other business affairs. The Board elects the fund’s officers. At least 75% of Board members are independent of T. Rowe Price and its affiliates (the “Firm”).

Investment Adviser

T. Rowe Price is the fund’s investment adviser and oversees the selection of the fund’s investments and management of the fund’s portfolio pursuant to an investment management agreement between the investment adviser and the fund. T. Rowe Price is an SEC-registered investment adviser that provides investment management services to individual and institutional investors, and sponsors and serves as adviser and subadviser to registered investment companies, institutional separate accounts, and common trust funds. The address for T. Rowe Price is 100 East Pratt Street, Baltimore, Maryland 21202. As of December 31, 2018, the Firm had approximately \$962 billion in assets under management and provided investment management services for more than 7 million individual and institutional investor accounts.

Portfolio Management

T. Rowe Price has established an Investment Advisory Committee with respect to the fund. The committee chairman has day-to-day responsibility for managing the fund's portfolio and works with the committee in developing and executing the fund's investment program. The members of the committee are as follows: John D. Linehan, Chairman, Jason R. Adams, Mark S. Finn, Ryan S. Hedrick, Jon R. Hussey, Shinwoo Kim, Matt Mahon, Daniel Martino, Heather K. McPherson, Preeta Ragavan, Melanie A. Rizzo, Farris G. Shuggi, Matthew J. Snowling, and James Stillwagon. The following information provides the year that the chairman (portfolio manager) first joined the Firm and the chairman's specific business experience during the past five years (although the chairman may have had portfolio management responsibilities for a longer period). Mr. Linehan has been chairman of the committee since 2015. He joined the Firm in 1998 and his investment experience dates from 1989. During the past five years, he has served as a portfolio manager and the Head of U.S. Equity for T. Rowe Price (from February 2010 through June 2014). The Statement of Additional Information provides additional information about the portfolio manager's compensation, other accounts managed by the portfolio manager, and the portfolio manager's ownership of fund shares.

The Management Fee

The fund pays the investment adviser an annual all-inclusive management fee of 0.85% based on the fund's average daily net assets. The management fee is calculated and accrued daily and it includes investment management services and ordinary, recurring operating expenses, but does not cover interest; expenses related to borrowing, taxes, and brokerage and other transaction costs; or nonrecurring, extraordinary expenses. Through at least April 30, 2020, T. Rowe Price has contractually agreed to waive a portion of the management fee it is entitled to receive from the fund in order to limit the fund's management fee rate to 0.74% of the fund's average daily net assets. Thereafter, this agreement will automatically renew for one-year terms unless terminated by the fund's Board. Any fees waived and expenses paid under this agreement are not subject to reimbursement to T. Rowe Price by the fund.

A discussion about the factors considered by the Board and its conclusions in approving the fund's investment management agreement (and any subadvisory agreement, if applicable) appear in the fund's semiannual report to contract holders for the period ended June 30.

Variable Annuity Contracts and Variable Life Insurance Charges

Variable annuity and variable life fees and charges imposed on contract holders and participants by the insurance companies are in addition to those described previously and are described in the variable annuity and variable life contract prospectuses.

Variable Annuity Contracts and Variable Life Insurance Conflicts

The fund may serve as an investment medium for both variable annuity contracts and variable life insurance policies. Shares of the fund may be offered to separate accounts established by any number of insurance companies. The fund currently does not foresee any disadvantages to variable annuity contract owners due to the fact that the fund may serve as an investment medium for both variable life insurance policies and annuity contracts; however, due to differences in tax treatment or other considerations, it is theoretically possible that the interests of owners of annuity contracts and insurance policies for which the fund serves as an investment medium might at some time be in conflict. The fund's Board is required to monitor events to identify any material conflicts between variable annuity contract owners and variable life policy owners, and will determine what action, if any, should be taken in the event of such a conflict. If such a conflict were to occur, an insurance company participating in the fund might be required to redeem the investment of one or more of its separate accounts from the fund. This might force the fund to sell securities at disadvantageous prices.

MORE INFORMATION ABOUT THE FUND'S PRINCIPAL INVESTMENT STRATEGIES AND ITS PRINCIPAL RISKS

Consider your investment goals, your time horizon for achieving them, and your tolerance for risk. If you are seeking a relatively conservative equity investment that provides substantial dividend income along with the potential for capital growth, the fund could be an appropriate part of your overall investment strategy. This fund should not represent your complete investment program or be used for short-term trading purposes.

Equity investors should have a long-term investment horizon and be willing to wait out bear markets.

Dividends are normally a more stable and predictable component of total return than capital appreciation. While the price of a company's stock can go up or down in response to earnings or to fluctuations in the general market, stocks paying a high level of dividend income tend to be less volatile than those with below-average dividends and may hold up better in falling markets.

T. Rowe Price believes that income can be a significant contributor to total return over time and expects the fund's yield to be above that of the Russell 1000[®] Value Index. The fund will tend to take a "value" approach and invest in stocks and other securities that appear to be temporarily undervalued by various measures, such as price/earnings ratios.

Value investors seek to invest in companies whose stock prices are low in relation to their real worth or future prospects. By identifying companies whose stocks are currently out of favor or undervalued, value investors attempt to realize significant appreciation as other investors recognize the stock's intrinsic value and the price rises accordingly.

Some of the principal measures used to identify such stocks are:

Price/earnings ratio Dividing a stock's price by its earnings per share generates a price/earnings or P/E ratio. A stock with a P/E ratio that is significantly below that of its peers, the market as a whole, or its own historical norm may represent an attractive opportunity.

Price/book value ratio Dividing a stock's price by its book value per share indicates how a stock is priced relative to the accounting (i.e., book) value of the company's assets. A ratio below the market, that of its competitors, or its own historical norm could indicate a stock that is undervalued.

Dividend yield A stock's dividend yield is found by dividing its annual dividend by its share price. A yield significantly above a stock's own historical norm or that of its peers may suggest an investment opportunity.

A stock selling at \$10 with an annual dividend of \$0.50 has a 5% yield.

Price/cash flow Dividing a stock's price by the company's cash flow per share, rather than by its earnings or book value, provides a more useful measure of value in some cases. A ratio below that of the market or a company's peers suggests the market may be incorrectly valuing the company's cash flow for reasons that could be temporary.

Undervalued assets This analysis compares a company's stock price with its underlying asset values, its projected value in the private (as opposed to public) market, or its expected value if the company or parts of it were sold or liquidated.

Restructuring opportunities Many well-established companies experience business challenges that can lead to a temporary decline in their financial performance. These challenges can include a poorly integrated acquisition, difficulties in product manufacturing or distribution, a downturn in a major end market, or an increase in industry capacity that negatively affects pricing. The shares of such companies frequently trade at depressed valuations. These companies can become successful investments if their management is sufficiently skilled and motivated to properly restructure the organization, their financial flexibility is adequate, the underlying value of the business has not been impaired, or their business environment improves or remains healthy.

Numerous situations exist in which a company's intrinsic value may not be reflected in its stock price. For example, a company may own a substantial amount of real estate that is valued on its financial statements well below market levels. If those properties were to be sold, or if their hidden value became recognized, the company's stock price could rise. In another example, a company's management could spin off an unprofitable division into a separate company, potentially increasing the value of the parent. Or, in the reverse, a parent company could spin off a profitable division that has not drawn the attention it deserves, potentially resulting in higher valuations for both entities.

Sometimes new management can revitalize companies that have grown too large or lost their focus, eventually leading to improved profitability. Management could increase shareholder value by using excess cash flow to pay down debt, buy back outstanding shares of common stock, or raise the dividend.

The fund's emphasis on stocks of established companies paying high dividends and its potential investments in fixed-income securities may limit its potential for appreciation in a broad market advance. Such securities may be hurt when interest rates rise sharply. Also, a company may reduce or eliminate its dividend.

As with any mutual fund, there is no guarantee the fund will achieve its objective.

The principal risks associated with the fund's principal investment strategies include the following:

Risks of stock investing As with all stock funds, the fund's share price can fall because of weakness in the broad market, a particular industry, or specific holdings. Stock markets can decline for many reasons, including adverse local, political, social, or economic developments in the U.S. or abroad; changes in investor psychology; or heavy selling at the same time by major institutional investors in the market, such as mutual funds, pension funds, and banks. The prospects for an industry or company may deteriorate because of a variety of factors, including disappointing earnings or changes in the competitive environment. In addition, the adviser's assessment

of companies whose stocks are held by the fund may prove incorrect, resulting in losses or poor performance, even in rising markets. Also, the fund's overall investment approach could fall out of favor with the investing public, resulting in lagging performance versus other types of stock funds. Legislative, regulatory, or tax developments may affect the investment strategies available to portfolio managers, which could adversely affect the ability to implement the fund's overall investment program and achieve the fund's investment objective.

Banking and financial companies risks To the extent the fund has significant investments in financial companies, it is more susceptible to adverse developments affecting such companies and may perform poorly during a downturn in the banking industry. Banks can be adversely affected by, among other things, regulatory changes, interest rate movements, the availability of capital and the cost to borrow, and the rate of debt defaults. Banks and other financial services institutions are often subject to extensive governmental regulation and intervention, and the potential for additional regulation could reduce profit margins and adversely affect the scope of their activities, increase the amount of capital they must maintain, and limit the amounts and types of loans and other financial commitments they can make. In addition, companies in the financials sector may also be adversely affected by decreases in the availability of money or asset valuations, credit rating downgrades, increased competition, and adverse conditions in other related markets.

Value investing risks Finding undervalued stocks requires considerable research to identify the particular company, analyze its financial condition and prospects, and assess the likelihood that the stock's underlying value will be recognized by the market and reflected in its price. A value approach to investing carries the risk that the market will not recognize a security's intrinsic value for a long time or that a stock judged to be undervalued may actually be appropriately priced.

Foreign investing risks Foreign stock holdings may lose value because of declining foreign currencies or adverse political or economic events overseas, among other things. Because the fund is permitted to invest a significant portion of its assets in foreign securities, it generally carries more risk than a fund that invests strictly in U.S. assets. Foreign securities tend to be more volatile than U.S. securities and are subject to trading markets with lower overall liquidity, governmental interference, and regulatory and accounting standards and settlement practices that differ from the U.S. The fund could experience losses based solely on the weakness of foreign currencies in which the fund's holdings are denominated versus the U.S. dollar, and changes in the exchange rates between such currencies and the U.S. dollar.

Some of the principal tools the adviser uses to try to reduce overall risk include intensive research when evaluating a company's prospects and limiting exposure to certain industries, asset classes, or investment styles when appropriate.

In addition to the principal investment strategies and principal risks previously described, the fund may employ other investment strategies and may be subject to other risks, which include the following:

Additional strategies and risks While most assets will be invested in common stocks, the fund may employ other strategies that are not considered part of the fund's principal investment strategies. From time to time, the fund may invest in securities other than common stocks and use derivatives that are consistent with its investment program. For instance, the fund may invest, to a limited extent, in futures contracts. Any investments in futures would typically serve as an efficient means of gaining exposure to certain markets, or as a tool to manage cash flows into and out of the fund and maintain liquidity while being invested in the market. To the extent the fund invests in futures, it could be exposed to potential volatility and losses greater than direct investments in the contract's underlying assets.

Derivatives risks The use of futures or other derivatives, if any, exposes the fund to risks that are different from, and potentially greater than, investments in more traditional securities. Changes in the value of a derivative may not properly correlate with changes in the value of the underlying asset, reference rate, or index and may not move in the direction anticipated by the portfolio manager. Derivatives can also be illiquid and difficult to value, the fund could be exposed to significant losses if a counterparty becomes insolvent or is unable to meet its obligations under the contract, and there is the possibility that limitations or trading restrictions may be imposed by an exchange or government regulation.

Recent regulations have changed the requirements related to the use of certain derivatives. Some of these new regulations have limited the availability of certain derivatives and made their use by funds more costly. It is expected that additional changes to the regulatory framework will occur, but the extent and impact of additional new regulations are not certain at this time.

Small- and mid-cap company risks To the extent the fund invests in small- and mid-capitalization stocks, it is likely to be more volatile than a fund that invests only in large companies. Small and medium-sized companies are generally riskier because they may have more limited product lines, less capital reserves, and less seasoned management, all of which could hinder their efforts to respond to economic, market, and industry changes. In addition, their securities may trade less frequently and with greater price swings.

Cybersecurity risks The fund may be subject to operational and information security risks resulting from breaches in cybersecurity. Cybersecurity breaches may involve unauthorized access to the digital information systems (e.g., through “hacking” or malicious software coding) of the fund or its third-party service providers, but may also result from outside attacks such as denial-of-service attacks. These breaches may, among other things, result in financial losses to the fund and its shareholders, cause the fund to lose proprietary information, disrupt business operations, or result in the unauthorized release of confidential information. Further, cybersecurity breaches involving third-party service providers, trading counterparties, or issuers in which the fund invests could subject the fund to many of the same risks associated with direct breaches.

The Statement of Additional Information contains more detailed information about the fund and its investments, operations, and expenses.

INVESTMENT POLICIES AND PRACTICES

This section provides a more detailed description of the various types of portfolio holdings and investment practices that may be used by the fund to execute its overall investment program. Some of these holdings and investment practices are considered to be principal investment strategies of the fund and have already been described earlier in this prospectus. Any of the following holdings and investment practices that were not already described in Section 1 of this prospectus are not considered part of the fund’s principal investment strategies, but they may be used by the fund to help achieve its investment objective. The fund’s investments may be subject to further restrictions and risks described in the Statement of Additional Information.

Shareholder approval is required to substantively change the fund’s investment objective. Shareholder approval is also required to change certain investment restrictions noted in the following section as “fundamental policies.” Portfolio managers also follow certain “operating policies” that can be changed without shareholder approval. Shareholders will receive at least 60 days’ prior notice of a change in the fund’s policy requiring it to normally invest at least 80% of its net assets in common stocks.

The fund’s holdings in certain kinds of investments cannot exceed maximum percentages as set forth in this prospectus and the Statement of Additional Information. For instance, there are limitations regarding the fund’s investments in certain types of derivatives. While these restrictions provide a useful level of detail about the fund’s investments, investors should not view them as an accurate gauge of the potential risk of such investments. For example, in a given period, a 5% investment in derivatives could have a significantly greater impact on the fund’s share price than its weighting in the portfolio. The net effect of a particular investment depends on its volatility and the size of its overall return in relation to the performance of all of the fund’s investments.

Certain investment restrictions, such as a required minimum or maximum investment in a particular type of security, are measured at the time the fund purchases a security. The status, market value, maturity, duration, credit quality, or other characteristics of the fund’s securities may change after they are purchased, and this may cause the amount of the fund’s assets invested in such securities to exceed the stated maximum restriction or fall below the stated minimum restriction. If any of these changes occur, it would not be considered a violation of the investment restriction and will not require the sale of an investment if it was proper at the time the investment was made (this exception does not apply to the fund’s borrowing policy). However, certain changes will require holdings to be sold or purchased by the fund during the time it is above or below the stated percentage restriction in order for the fund to be in compliance with applicable restrictions.

Changes in the fund’s holdings, the fund’s performance, and the contribution of various investments to the fund’s performance are discussed in the shareholder reports.

Portfolio managers have considerable discretion in choosing investment strategies and selecting securities they believe will help achieve the fund’s objective.

Types of Portfolio Securities

In seeking to meet its investment objective, the fund may invest in any type of security or instrument (including certain potentially high-risk derivatives described in this section) whose investment characteristics are consistent with its investment program. The following pages describe various types of the fund’s holdings and investment management practices, some of which are also described as part of the fund’s principal investment strategies.

Diversification As a fundamental policy, the fund will not purchase a security if, as a result, with respect to 75% of its total assets, more than 5% of the fund's total assets would be invested in securities of a single issuer or more than 10% of the outstanding voting securities of the issuer would be held by the fund.

The fund's investments are primarily in common stocks and, to a lesser degree, other types of securities, as follows:

Common and Preferred Stocks

Stocks represent shares of ownership in a company. Generally, preferred stocks have a specified dividend rate and rank after bonds and before common stocks in their claim on income for dividend payments and on assets should the company be liquidated. After other claims are satisfied, common stockholders participate in company profits on a pro-rata basis, and profits may be paid out in dividends or reinvested in the company to help it grow. Increases and decreases in earnings are usually reflected in a company's stock price, so common stocks generally have the greatest appreciation and depreciation potential of all corporate securities. Unlike common stock, preferred stock does not ordinarily carry voting rights. While most preferred stocks pay a dividend, the fund may decide to purchase preferred stock where the issuer has suspended, or is in danger of suspending, payment of its dividend.

Convertible Securities and Warrants

The fund may invest in debt instruments or preferred equity securities that are convertible into, or exchangeable for, equity securities at specified times in the future and according to a certain exchange ratio. Convertible bonds are typically callable by the issuer, which could in effect force conversion before the holder would otherwise choose. Traditionally, convertible securities have paid dividends or interest at rates higher than common stocks but lower than nonconvertible securities. They generally participate in the appreciation or depreciation of the underlying stock into which they are convertible, but to a lesser degree than common stock. Some convertible securities combine higher or lower current income with options and other features. Warrants are options to buy, directly from the issuer, a stated number of shares of common stock at a specified price anytime during the life of the warrants (generally, two or more years). Warrants have no voting rights, pay no dividends, and can be highly volatile. In some cases, the redemption value of a warrant could be zero.

Foreign Securities

The fund may invest in foreign securities. Foreign securities could include non-U.S. dollar-denominated securities traded outside the U.S. and U.S. dollar-denominated securities of foreign issuers traded in the U.S. Investing in foreign securities involves special risks that can increase the potential for losses. These include exposure to potentially adverse local, political, social, and economic developments such as war, political instability, hyperinflation, currency devaluations, and overdependence on particular industries; government interference in markets such as nationalization and exchange controls, expropriation of assets, or imposition of punitive taxes; the imposition of international trade and capital barriers and other protectionist or retaliatory measures; potentially lower liquidity and higher volatility; possible problems arising from accounting, disclosure, settlement, and regulatory practices and legal rights that differ from U.S. standards; and the potential for fluctuations in foreign exchange rates to decrease the investment's value (favorable changes can increase its value). These risks are heightened for the fund's investments in emerging markets. The fund may purchase American Depositary Receipts and Global Depositary Receipts, which are certificates evidencing ownership of shares of a foreign issuer. American Depositary Receipts and Global Depositary Receipts trade on established markets and are alternatives to directly purchasing the underlying foreign securities in their local markets and currencies. Such investments are subject to many of the same risks associated with investing directly in foreign securities. For purposes of the fund's investment policies, investments in depositary receipts are deemed to be investments in the underlying securities. For example, a depositary receipt representing ownership of common stock will be treated as common stock.

Operating policy The fund's investments in foreign securities are limited to 25% of its total assets. Subject to the overall limit on the fund's investments in foreign securities, there is no limit on the amount of foreign investments that may be made in emerging markets.

Debt Instruments

The fund may invest in bonds and debt instruments of any type, including municipal securities, without restrictions on quality or rating. Investments in a company also may be made through a privately negotiated note or loan, including loan assignments and participations. These investments will be made in companies, municipalities, or entities that meet the fund's investment criteria. Such investments may have a fixed, variable, or floating interest rate. The price of a bond or fixed rate debt instrument usually fluctuates with changes in interest rates, generally rising when interest rates fall and falling when interest rates rise. Investments involving below investment-grade issuers or borrowers can be more volatile and have greater risk of default than investment-grade bonds. Certain of these investments may be illiquid and holding a loan could expose the fund to the risks of being a direct lender.

Operating policy The fund's investments in noninvestment-grade debt instruments, which could include "junk" bonds and loans, are limited to 10% of its total assets. The fund's investments in convertible securities are not subject to this limit.

Futures and Options

Futures are often used to establish exposures or manage or hedge risk because they enable the investor to buy or sell an asset in the future at an agreed-upon price. Options may be used to generate additional income, to enhance returns, or as a defensive technique to protect against anticipated declines in the value of an asset. Call options give the investor the right to purchase (when the investor purchases the option), or the obligation to sell (when the investor "writes" or sells the option), an asset at a predetermined price in the future. Put options give the purchaser of the option the right to sell, or the seller (or "writer") of the option the obligation to buy, an asset at a predetermined price in the future. Futures and options contracts may be bought or sold for any number of reasons, including to manage exposure to changes in interest rates, bond prices, foreign currencies, and credit quality; as an efficient means of increasing or decreasing the fund's exposure to certain markets; in an effort to enhance income; to improve risk-adjusted returns; to protect the value of portfolio securities; and to serve as a cash management tool. Call or put options may be purchased or sold on securities, futures, financial indexes, and foreign currencies. The fund may choose to continue a futures contract by "rolling over" an expiring futures contract into an identical contract with a later maturity date. This could increase the fund's transaction costs and portfolio turnover rate.

Futures and options contracts may not always be successful investments or hedges; their prices can be highly volatile; using them could lower the fund's total return; the potential loss from the use of futures can exceed the fund's initial investment in such contracts; and the losses from certain options written by the fund could be unlimited.

Operating policies Initial margin deposits on futures and premiums on options used for non-hedging purposes will not exceed 5% of the fund's net asset value. The total market value of securities covering call or put options may not exceed 25% of the fund's total assets. No more than 5% of the fund's total assets will be committed to premiums when purchasing call or put options.

Hybrid Instruments

Hybrid instruments (a type of potentially high-risk derivative) can combine the characteristics of securities, futures, and options. For example, the principal amount, redemption, or conversion terms of a security could be related to the market price of some commodity, currency, security, or securities index. Such instruments may or may not bear interest or pay dividends. Under certain conditions, the redemption value of a hybrid could be zero.

Hybrids can have volatile prices and limited liquidity, and their use may not be successful.

Operating policy The fund's investments in hybrid instruments are limited to 10% of its total assets.

Currency Derivatives

A fund that invests in foreign securities may attempt to hedge its exposure to potentially unfavorable currency changes. The primary means of doing this is through the use of forward currency exchange contracts, which are contracts between two counterparties to exchange one currency for another on a future date at a specified exchange rate. However, futures, swaps, and options on foreign currencies may also be used. In certain circumstances, the fund may use currency derivatives to substitute a different currency for the currency in which the investment is denominated, a strategy known as proxy hedging. If the fund were to engage in any of these foreign currency transactions, it could serve to protect its foreign securities from adverse currency movements relative to the U.S. dollar, although the fund may also use currency derivatives in an effort to gain exposure to a currency expected to appreciate in value versus other currencies. As a result, the fund could be invested in a currency without holding any securities denominated in that currency. Such transactions involve, among other risks, the risk that anticipated currency movements will not occur, which could reduce the fund's total return. There are certain markets, including many emerging markets, where it is not possible to engage in effective foreign currency hedging.

Investments in Other Investment Companies

The fund may invest in other investment companies, including open-end funds, closed-end funds, and exchange-traded funds.

The fund may purchase the securities of another investment company to temporarily gain exposure to a portion of the market while awaiting the purchase of securities or as an efficient means of gaining exposure to a particular asset class. The fund might also purchase shares of another investment company to gain exposure to the securities in the investment company's portfolio at times when the fund may not be able to buy those securities directly. Any investment in another investment company would be consistent with the fund's objective and investment program.

The risks of owning another investment company are generally similar to the risks of investing directly in the securities in which that investment company invests. However, an investment company may not achieve its investment objective or execute its investment strategy effectively, which may adversely affect the fund's performance. In addition, because closed-end funds and exchange-traded funds trade on a secondary market, their shares may trade at a premium or discount to the actual net asset value of their portfolio securities, and their shares may have greater volatility if an active trading market does not exist.

As a shareholder of another investment company, the fund must pay its pro-rata share of that investment company's fees and expenses. The fund's investments in non-T. Rowe Price investment companies are subject to the limits that apply to investments in other funds under the Investment Company Act of 1940 or under any applicable exemptive order.

The fund may also invest in certain other T. Rowe Price Funds as a means of gaining efficient and cost-effective exposure to certain asset classes, provided the investment is consistent with the fund's investment program and policies.

Investments in other investment companies could allow the fund to obtain the benefits of a more diversified portfolio than might otherwise be available through direct investments in a particular asset class, and will subject the fund to the risks associated with the particular asset class or asset classes in which an underlying fund invests. Examples of asset classes in which other mutual funds (including T. Rowe Price Funds) focus their investments include high yield bonds, inflation-linked securities, floating rate loans, international bonds, emerging market bonds, stocks of companies involved in activities related to real assets, stocks of companies that focus on a particular industry or sector, and emerging market stocks. If the fund invests in another T. Rowe Price Fund, the management fee paid by the fund will be reduced to ensure that the fund does not incur duplicate management fees as a result of its investment.

Illiquid Investments

Some of the fund's holdings may be considered illiquid because they may not reasonably be expected to be sold or disposed of in current market conditions in seven calendar days or less without the sale or disposition significantly changing the market value of the investment. The determination of liquidity involves a variety of factors. Illiquid securities may include private placements that are sold directly to a small number of investors, usually institutions. Unlike public offerings, such securities are not registered with the SEC. Although certain of these securities may be readily sold (for example, pursuant to Rule 144A under the Securities Act of 1933) and therefore deemed liquid, others may have resale restrictions and be considered illiquid. The sale of illiquid investments may involve substantial delays and additional costs, and the fund may only be able to sell such investments at prices substantially lower than what it believes they are worth. In addition, the fund's investments in illiquid investments may reduce the returns of the fund because it may be unable to sell such investments at an advantageous time, which could prevent the fund from taking advantage of other investment opportunities.

Operating policy The fund may not acquire an illiquid investment if, immediately after the acquisition, the fund would have invested more than 15% of its net assets in illiquid investments.

Types of Investment Management Practices

Reserve Position

A certain portion of the fund's assets may be held in reserves. The fund's reserve positions will primarily consist of: (1) shares of a T. Rowe Price internal money market fund or short-term bond fund (which do not charge any management fees); (2) short-term, high-quality U.S. and foreign dollar-denominated money market securities, including repurchase agreements; and (3) U.S. dollar or non-U.S. dollar currencies. In order to respond to adverse market, economic, political, or other conditions, the fund may assume a temporary defensive position that is inconsistent with its principal investment objective and/or strategies and may invest, without limitation, in reserves. If the fund has significant holdings in reserves, it could compromise its ability to achieve its objective. The reserve position provides flexibility in meeting redemptions, paying expenses, and managing cash flows into the fund and can serve as a short-term defense during periods of unusual market volatility. Non-U.S. dollar reserves are subject to currency risk.

Borrowing Money and Transferring Assets

The fund may borrow from banks, other persons, and other T. Rowe Price Funds for temporary or emergency purposes, to facilitate redemption requests, or for other purposes consistent with the fund's policies as set forth in this prospectus and the Statement of Additional Information. Such borrowings may be collateralized with the fund's assets, subject to certain restrictions.

Fundamental policy Borrowings may not exceed 33 $\frac{1}{3}$ % of the fund's total assets. This limitation includes any borrowings for temporary or emergency purposes, applies at the time of the transaction, and continues to the extent required by the Investment Company Act of 1940.

Operating policy The fund will not transfer portfolio securities as collateral except as necessary in connection with permissible borrowings or investments, and then such transfers may not exceed 33¹/₃% of its total assets. The fund will not purchase additional securities when its borrowings exceed 5% of its total assets.

Meeting Redemption Requests

We expect that the fund will hold cash or cash equivalents to meet redemption requests. The fund may also use the proceeds from the sale of portfolio securities to meet redemption requests if consistent with the management of the fund. These redemption methods will be used regularly and may also be used in deteriorating or stressed market conditions. The fund reserves the right to pay redemption proceeds with securities from the fund's portfolio rather than in cash (redemptions in-kind), as described under "Large Redemptions." Redemptions in-kind are typically used to meet redemption requests that represent a large percentage of the fund's net assets in order to minimize the effect of large redemptions on the fund and its remaining shareholders. In general, any redemptions in-kind will represent a pro-rata distribution of the fund's securities, subject to certain limited exceptions. Redemptions in-kind may be used regularly in circumstances as described above and may also be used in stressed market conditions.

The fund, along with other T. Rowe Price Funds, is a party to an interfund lending exemptive order received from the SEC that permits the T. Rowe Price Funds to borrow money from and/or lend money to other T. Rowe Price Funds to help the funds meet short-term redemptions and liquidity needs.

During periods of deteriorating or stressed market conditions, when an increased portion of the fund's portfolio may be composed of holdings with reduced liquidity or lengthy settlement periods, or during extraordinary or emergency circumstances, the fund may be more likely to pay redemption proceeds with cash obtained through interfund lending or short-term borrowing arrangements (if available), or by redeeming a large redemption request in-kind.

Lending of Portfolio Securities

The fund may lend its securities to broker-dealers, other institutions, or other persons to earn additional income. Risks include the potential insolvency of the broker-dealer or other borrower that could result in delays in recovering securities and capital losses. Additionally, losses could result from the reinvestment of collateral received on loaned securities in investments that decline in value, default, or do not perform as well as expected.

Fundamental policy The value of loaned securities may not exceed 33¹/₃% of the fund's total assets.

Portfolio Turnover

Turnover is an indication of frequency of trading. Each time the fund purchases or sells a security, it incurs a cost. This cost is reflected in the fund's net asset value but not in its operating expenses. The higher the turnover rate, the higher the transaction costs and the greater the impact on the fund's total return. The fund's portfolio turnover rates are shown in the Financial Highlights tables.

FINANCIAL HIGHLIGHTS

The Financial Highlights tables, which provide information about each class' financial history, are based on a single share outstanding throughout the periods shown. The tables are part of the fund's financial statements, which are included in its annual report and are incorporated by reference into the Statement of Additional Information (available upon request). The financial statements in the annual report were audited by the fund's independent registered public accounting firm, PricewaterhouseCoopers LLP.

FINANCIAL HIGHLIGHTS

For a share outstanding throughout each period

Portfolio

	Year Ended 12/31/18	12/31/17	12/31/16	12/31/15	12/31/14
NET ASSET VALUE					
Beginning of period	\$ 29.27	\$ 28.34	\$ 26.81	\$ 30.02	\$ 28.45
Investment activities					
Net investment income ⁽¹⁾⁽²⁾	0.58	0.51	0.61	0.52	0.50
Net realized and unrealized gain / loss	(3.28)	4.00	4.50 ⁽³⁾	(2.58)	1.58
Total from investment activities	(2.70)	4.51	5.11	(2.06)	2.08
Distributions					
Net investment income	(0.59)	(0.53)	(0.67)	(0.53)	(0.51)
Net realized gain	(2.62)	(3.05)	(2.91)	(0.62)	-
Total distributions	(3.21)	(3.58)	(3.58)	(1.15)	(0.51)
NET ASSET VALUE					
End of period	\$ 23.36	\$ 29.27	\$ 28.34	\$ 26.81	\$ 30.02

Ratios/Supplemental Data

Total return^{(2) (4)}	(9.50)%	16.02%	19.17%⁽³⁾	(6.85)%	7.38%
Ratios to average net assets: ⁽²⁾					
Gross expenses before waivers/payments by Price Associates	0.80%	0.85%	0.85%	0.85%	0.85%
Net expenses after waivers/payments by Price Associates	0.80%	0.85%	0.85%	0.85%	0.85%
Net investment income	2.01%	1.73%	2.17%	1.78%	1.72%
Portfolio turnover rate	16.5%	19.9%	18.5%	27.5%	11.4%
Net assets, end of period (in millions)	\$ 428	\$ 541	\$ 551	\$ 605	\$ 851

⁽¹⁾ Per share amounts calculated using average shares outstanding method.⁽²⁾ Includes the impact of expense-related arrangements with Price Associates.⁽³⁾ Includes a voluntary payment from Price Associates, related to a loss of value on its investment in Dell as a result of the fund's ineligibility to pursue an appraisal action, representing \$0.13 per share based upon shares outstanding on the date of payment (6/6/16). The payment increased total return by 0.53%.⁽⁴⁾ Total return reflects the rate that an investor would have earned on an investment in the fund during each period, assuming reinvestment of all distributions.

FINANCIAL HIGHLIGHTS

For a share outstanding throughout each period

Portfolio—II Class

	Year Ended 12/31/18	12/31/17	12/31/16	12/31/15	12/31/14
NET ASSET VALUE					
Beginning of period	\$ 29.16	\$ 28.25	\$ 26.73	\$ 29.94	\$ 28.38
Investment activities					
Net investment income ⁽¹⁾⁽²⁾	0.51	0.44	0.52	0.44	0.43
Net realized and unrealized gain / loss	(3.26)	3.98	4.50 ⁽³⁾	(2.57)	1.57
Total from investment activities	(2.75)	4.42	5.02	(2.13)	2.00
Distributions					
Net investment income	(0.52)	(0.46)	(0.59)	(0.46)	(0.44)
Net realized gain	(2.62)	(3.05)	(2.91)	(0.62)	—
Total distributions	(3.14)	(3.51)	(3.50)	(1.08)	(0.44)
NET ASSET VALUE					
End of period	\$ 23.27	\$ 29.16	\$ 28.25	\$ 26.73	\$ 29.94

Ratios/Supplemental Data

Total return⁽²⁾⁽⁴⁾	(9.69)%	15.73%	18.85%⁽³⁾	(7.10)%	7.10%
Ratios to average net assets: ⁽²⁾					
Gross expenses before waivers/payments by Price Associates	1.05%	1.10%	1.10%	1.10%	1.10%
Net expenses after waivers/payments by Price Associates	1.05%	1.10%	1.10%	1.10%	1.10%
Net investment income	1.77%	1.48%	1.89%	1.51%	1.47%
Portfolio turnover rate	16.5%	19.9%	18.5%	27.5%	11.4%
Net assets, end of period (in thousands)	\$ 183,383	\$ 208,017	\$ 205,562	\$ 270,238	\$ 406,097

⁽¹⁾ Per share amounts calculated using average shares outstanding method.⁽²⁾ Includes the impact of expense-related arrangements with Price Associates.⁽³⁾ Includes a voluntary payment from Price Associates, related to a loss of value on its investment in Dell as a result of the fund's ineligibility to pursue an appraisal action, representing \$0.13 per share based upon shares outstanding on the date of payment (6/6/16). The payment increased total return by 0.51%.⁽⁴⁾ Total return reflects the rate that an investor would have earned on an investment in the fund during each period, assuming reinvestment of all distributions.

DISCLOSURE OF FUND PORTFOLIO INFORMATION

The T. Rowe Price Funds' complete portfolio holdings as of their fiscal year-ends are disclosed in their annual shareholder reports and their complete portfolio holdings as of their fiscal mid-point are disclosed in their semiannual shareholder reports. The annual and semiannual shareholder reports are filed with the SEC and sent to the funds' shareholders within 60 days of the period covered. The shareholder reports are publicly available immediately upon filing with the SEC. Beginning with reporting periods ending on or after March 1, 2019, the T. Rowe Price Funds also publicly disclose their complete portfolio holdings as of their first and third fiscal quarter-ends on Form N-PORT, along with other fund information. Form N-PORT is filed with the SEC each quarter, and the fund's

complete portfolio holdings as of its first and third fiscal quarter-ends are made publicly available 60 days after the end of each quarter. Prior to March 1, 2019, the T. Rowe Price Funds disclosed their complete portfolio holdings for their first and third fiscal quarter-ends on Form N-Q, which was filed with the SEC within 60 days of the period covered and made publicly available immediately upon filing with the SEC. Neither Form N-PORT nor Form N-Q is sent to the funds' shareholders. Under certain conditions, the shareholder reports, Form N-PORT, and Form N-Q may include up to 5% of a fund's holdings under the caption "Miscellaneous Securities" without identifying the specific security or issuer. Generally, a holding would not be individually identified if it is determined that its disclosure could be harmful to the fund or its shareholders. A holding will not be excluded for these purposes from a fund's SEC filings for more than one year. The money market funds also file detailed month-end portfolio holdings information on Form N-MFP with the SEC each month. Form N-MFP is publicly available immediately upon filing with the SEC.

In addition, most T. Rowe Price Funds disclose their calendar quarter-end portfolio holdings on **troweprice.com** 15 calendar days after each quarter. At the discretion of the investment adviser, these holdings reports may exclude the issuer name and other information relating to a holding in order to protect the fund's interests and prevent harm to the fund or its shareholders. Private placements and other restricted securities may not be individually identified in the calendar quarter-end holdings on **troweprice.com**, but would be disclosed in any SEC filings. Money market funds also disclose on **troweprice.com** their month-end complete portfolio holdings five business days after each month-end and historical information about the fund's investments for the previous six months, as of the last business day of the preceding month. This information includes, among other things, the percentage of the fund's investments in daily and weekly liquid assets, the fund's weighted average maturity and weighted average life, the fund's market-based net asset value, and the fund's net inflows and outflows. The calendar quarter-end portfolio holdings will remain on the website for one year and the month-end money market fund portfolio holdings will remain on the website for six months. In addition, most T. Rowe Price Funds disclose their 10 largest holdings, along with the percentage of the relevant fund's total assets that each of the 10 holdings represents, on **troweprice.com** on the seventh business day after each month-end. These holdings are listed in numerical order based on such percentages of the fund's assets. Each monthly top 10 list will remain on the website for six months. A description of T. Rowe Price's policies and procedures with respect to the disclosure of portfolio information is available in the Statement of Additional Information.

The following policies and procedures generally apply to the T. Rowe Price Variable Insurance Portfolios, which are T. Rowe Price mutual funds specifically designed to be made available through variable annuity or variable life insurance contracts. For instructions on how to purchase and redeem shares of the funds, you should refer to your insurance contract prospectus.

INVESTING IN T. ROWE PRICE VARIABLE INSURANCE PORTFOLIOS

Shares of the Variable Insurance Portfolios are designed to be offered to insurance company separate accounts established for the purpose of funding variable annuity and variable life insurance contracts. The variable annuity and variable life contract holders or participants are not the shareholders of the funds. Rather, the separate account of the insurance company is the shareholder. The variable annuity and variable life contracts are described in separate prospectuses issued by the insurance companies. The funds assume no responsibility for any insurance company prospectuses or variable annuity or variable life contracts.

Some of the Variable Insurance Portfolios are available only in a single share class, while some of the Variable Insurance Portfolios are also available in a II Class. Shares of the funds are sold and redeemed without the imposition of any sales charges, commissions, or redemption fees, although shares of the II Class are subject to a 12b-1 fee at a rate of up to 0.25% annually. In addition, certain other charges may apply to annuity or life contracts. Those charges are disclosed in the insurance contract prospectus.

Your ability to exchange from these funds into any other T. Rowe Price Fund that serves as an investment option under your insurance contract is governed by the terms of that contract and the insurance contract prospectus, as well as the funds' excessive and short-term trading policy described later in this section.

DISTRIBUTION AND SHAREHOLDER SERVICING FEES

Each II Class has adopted a 12b-1 plan to pay certain expenses associated with the distribution of the fund's shares out of the fund's assets. Each Variable Insurance Portfolio offering II Class shares has adopted a 12b-1 plan under which the II Class may make payments at a rate of up to 0.25% of the class' average daily net assets per year to various insurance companies, their agents, and contract distributors for distribution and servicing of fund shares. These payments may be more or less than the costs incurred by the insurance companies, their agents, and contract distributors. Because the fees are paid from the II Class net assets on an ongoing basis, they will increase the cost of your investment and, over time, could result in your paying more than with other types of sales charges.

In addition, from time to time, T. Rowe Price may make payments from its own resources to eligible insurance companies for recordkeeping and administrative services they provide to a fund for contract holders. These payments may range from 0.15% to 0.25% of the average annual total assets invested by the separate accounts of the insurance company in the fund. All payments described specifically by this paragraph are paid by T. Rowe Price and are not paid directly from the Variable Insurance Portfolios' assets.

PRICING OF SHARES AND TRANSACTIONS

How and When Shares Are Priced

The trade date for your transaction request generally depends on the day and time that your insurance company or T. Rowe Price receives your request and will normally be executed using the next share price calculated after your order is received in correct form by your insurance company or T. Rowe Price or its agent. The share price, also called the net asset value, for each share class of a fund is calculated at the close of trading on the New York Stock Exchange ("NYSE"), which is normally 4 p.m. ET, on each day that the exchange is open for business. Net asset values are not calculated for the funds on days when the NYSE is scheduled to be closed for trading (for example, weekends and certain U.S. national holidays). If the NYSE is unexpectedly closed due to weather or other extenuating circumstances on a day it would typically be open for business, or if the NYSE has an unscheduled early closing on a day it has opened for business, the funds reserve the right to treat such day as a business day and accept purchase and redemption orders and calculate their share price as of the normally scheduled close of regular trading on the NYSE for that day.

To calculate the net asset value, the fund's assets are valued and totaled; liabilities are subtracted; and each class' proportionate share of the balance, called net assets, is divided by the number of shares outstanding of that class. Market values are used to price portfolio holdings for which market quotations are readily available. Market values generally reflect the prices at which securities actually trade or represent prices that have been adjusted based on evaluations and information provided by the fund's pricing services. Investments in other mutual funds are valued at the closing net asset value per share of the mutual fund on the day of valuation. If a market value for a portfolio holding is not available or normal valuation procedures are deemed to be inappropriate, the fund will make a good faith effort to assign a fair value to the holding by taking into account various factors and methodologies that have been approved by the fund's Board. This value may differ from the value the fund receives upon sale of the securities.

Amortized cost is used to price securities held by money market funds and certain short-term debt securities held by other funds. The Government Money Portfolio, which seeks to maintain a stable net asset value of \$1.00, uses the amortized cost method of valuation to calculate its net asset value. Amortized cost allows money market funds to value a holding at the fund's acquisition cost with adjustments for any premiums or discounts, and then round the net asset value per share to the nearest whole cent. The amortized cost method of valuation enables money market funds to maintain a \$1.00 net asset value, but it may also result in periods during which the stated value of a security held by the funds differs from the market-based price the funds would receive if they sold that holding. The current market-based net asset value per share for each business day in the preceding six months is available for the Government Money Portfolio through **troweprice.com**. These market-based net asset values are for informational purposes only and are not used to price transactions.

The funds use various pricing services to provide closing market prices, as well as information used to adjust those prices and to value most fixed income securities. A fund cannot predict how often it will use closing prices and how often it will adjust those prices. As a means of evaluating its fair value process, the fund routinely compares closing market prices, the next day's opening prices in the same markets, and adjusted prices.

Non-U.S. equity securities are valued on the basis of their most recent closing market prices at 4 p.m. ET, except under the following circumstances. Most foreign markets close before 4 p.m. ET. For example, the most recent closing prices for securities traded in certain Asian markets may be as much as 15 hours old at 4 p.m. ET. If a fund determines that developments between the close of a foreign market and the close of the NYSE will, in its judgment, affect the value of some or all of the fund's securities, the fund will adjust the previous closing prices to reflect what it believes to be the fair value of the securities as of 4 p.m. ET. In deciding whether to make these adjustments, the fund reviews a variety of factors, including developments in foreign markets, the performance of U.S. securities markets, and the performance of instruments trading in U.S. markets that represent foreign securities and baskets of foreign securities.

A fund may also fair value certain securities or a group of securities in other situations—for example, when a particular foreign market is closed but the fund is open. For a fund that has investments in securities that are primarily listed on foreign exchanges that trade on weekends or other days when the fund does not price its shares, the fund's net asset value may change on days when shareholders will not be able to purchase or redeem the fund's shares. If an event occurs that affects the value of a security after the close of the market, such as a default of a commercial paper issuer or a significant move in short-term interest rates, a fund may make a price adjustment depending on the nature and significance of the event. The funds also evaluate a variety of factors when assigning fair values to private placements and other restricted securities. Other mutual funds may adjust the prices of their securities by different amounts or assign different fair values from the fair value that the fund assigns to the same security.

How the Trade Date Is Determined

The insurance companies purchase shares of the fund for their separate accounts, using premiums allocated by the contract holders or participants. Shares are purchased at the net asset value next determined after the insurance company receives the premium payment in correct form. Initial and subsequent payments allocated to the fund are subject to the limits stated in the insurance contract prospectus issued by the insurance company.

The insurance companies redeem shares of the fund to make benefit or surrender payments under the terms of their contracts. Redemptions are processed on any day on which the NYSE is open and are priced at the fund's net asset value next determined after the insurance company receives a surrender request in acceptable form.

The funds have authorized certain insurance companies, financial intermediaries, or their designees to accept orders to buy or sell fund shares on their behalf. Generally, when insurance companies receive an order in correct form, the order is considered as being placed with the fund and shares will be bought or sold at the net asset value next calculated after the order is received by the insurance company. The insurance company or financial intermediary must transmit the order to T. Rowe Price or its agent and pay for such shares in accordance with the agreement with T. Rowe Price, or the order may be canceled and the insurance company or financial

intermediary could be held liable for the losses. If the fund does not have such an agreement in place with your insurance company or financial intermediary, T. Rowe Price or its agent must receive the request in correct form from your insurance company or financial intermediary by the close of the NYSE in order for your transaction to be priced at that business day's net asset value.

Note: The time at which transactions and shares are priced and the time until which orders are accepted may be changed in case of an emergency or if the NYSE closes at a time other than 4 p.m. ET. The funds reserve the right to not treat an unscheduled intraday disruption or closure in NYSE trading as a closure of the NYSE and still accept transactions and calculate their net asset value as of 4 p.m. ET.

GENERAL POLICIES RELATING TO TRANSACTIONS

Purchasing Shares

All initial and subsequent investments by insurance companies or financial intermediaries are typically made by bank wire or electronic payment. There is no assurance that the share price for the purchase will be the same day the wire was initiated. The Variable Insurance Portfolios do not require a particular minimum amount for initial or subsequent purchases. However, you should check with your insurance company to determine if a minimum applies to your investment. Purchases by financial intermediaries are typically initiated through the National Securities Clearing Corporation or by calling Financial Institution Services.

When authorized by the fund, certain financial institutions purchasing fund shares on behalf of customers through T. Rowe Price Financial Institution Services may place a purchase order unaccompanied by payment. Payment for these shares must be received by the time designated by the fund (not to exceed the period established for settlement under applicable regulations). If payment is not received by this time, the order may be canceled. The financial institution is responsible for any costs or losses incurred by the fund or T. Rowe Price if payment is delayed or not received.

U.S. Dollars All purchases must be paid for in U.S. dollars.

Nonpayment Purchases may be canceled for any orders that are not paid in full. The purchaser may be responsible for any losses or expenses incurred by the fund or its transfer agent, and the fund can redeem shares as reimbursement. The funds and their agents have the right to reject or cancel any purchase due to nonpayment.

Redeeming Shares

Unless otherwise indicated, redemption proceeds will be sent via bank wire to the insurance company's or financial intermediary's designated bank. Redemptions are typically initiated through the National Securities Clearing Corporation or by calling Financial Institution Services. Normally, the fund transmits proceeds to insurance companies and financial intermediaries for redemption orders received in correct form on either the next business day or second business day after receipt of the order, depending on the arrangement with the insurance company or financial intermediary. You may want to contact your insurance company about procedures for receiving your redemption proceeds under your insurance contract.

Please note that certain purchase and redemption requests initiated through the National Securities Clearing Corporation may be rejected, and in such instances, the transaction must be placed by contacting Financial Institution Services.

Large Redemptions Large redemptions can adversely affect a portfolio manager's ability to implement a fund's investment strategy by causing the premature sale of securities that would otherwise be held longer. Therefore, the fund reserves the right (without prior notice) to redeem in-kind. In general, any redemptions in-kind will represent a pro-rata distribution of a fund's securities, subject to certain limited exceptions. The redeeming shareholder or account will be responsible for disposing of the securities, and the shareholder or account will be subject to the risks that the value of the securities could decline prior to their sale, the securities could be difficult to sell, and brokerage fees could be incurred. If a shareholder or account owner continues to hold the securities, he or she may be subject to any ownership restrictions imposed by the issuers. For example, real estate investment trusts often impose ownership restrictions on their equity securities.

Delays in Sending Redemption Proceeds The T. Rowe Price Variable Insurance Portfolios typically expect that redemption requests will be paid out to redeeming shareholders by the business day following the receipt of a redemption request that is in correct form. Proceeds sent by wire are typically credited to the insurance company's or financial intermediary's designated bank the next business day after the redemption. However, under certain circumstances, and when deemed to be in a fund's best interests, proceeds may not be sent for up to seven calendar days after receipt of a valid redemption order (for example, during periods of deteriorating or

stressed market conditions or during extraordinary or emergency circumstances). In addition, under certain limited circumstances, the Board of Directors of a money market fund may elect to permanently suspend redemptions in order to facilitate an orderly liquidation of the money market fund (subject to any additional liquidation requirements).

Under certain limited circumstances, the Board of Directors of a money market fund may elect to permanently suspend redemptions in order to facilitate an orderly liquidation of the money market fund (subject to any additional liquidation requirements).

Excessive and Short-Term Trading

T. Rowe Price may bar excessive and short-term traders from purchasing shares.

Excessive transactions and short-term trading can be harmful to fund shareholders in various ways, such as disrupting a fund's portfolio management strategies, increasing a fund's trading costs, and negatively affecting its performance. Short-term traders in funds that invest in foreign securities may seek to take advantage of developments overseas that could lead to an anticipated difference between the price of the funds' shares and price movements in foreign markets. While there is no assurance that T. Rowe Price can prevent all excessive and short-term trading, the Boards of the T. Rowe Price Funds have adopted the following trading limits that are designed to deter such activity and protect the funds' shareholders. The funds may revise their trading limits and procedures at any time as the Boards deem necessary or appropriate to better detect short-term trading that may adversely affect the funds, to comply with applicable regulatory requirements, or to impose additional or alternative restrictions. The excessive and short-term trading policy for the T. Rowe Price Funds applies to contract holders notwithstanding any provisions in your insurance contract.

Subject to certain exceptions, each T. Rowe Price Fund restricts a shareholder's purchases (including through exchanges) into a fund account for a period of 30 calendar days after the shareholder has redeemed or exchanged out of that same fund account (the "30-Day Purchase Block"). The calendar day after the date of redemption is considered Day 1 for purposes of computing the period before another purchase may be made.

General Exceptions As of the date of this prospectus, the following types of transactions generally are not subject to the 30-Day Purchase Block (certain of these exceptions are not applicable to Variable Insurance Portfolios):

- Shares purchased or redeemed in money market funds and ultra short-term bond funds;
- Shares purchased or redeemed through a systematic purchase or withdrawal plan;
- Checkwriting redemptions from bond funds and money market funds;
- Shares purchased through the reinvestment of dividends or capital gain distributions;
- Shares redeemed automatically by a fund to pay fund fees or shareholder account fees;
- Transfers and changes of account registration within the same fund;
- Shares purchased by asset transfer or direct rollover;
- Shares purchased or redeemed through IRA conversions and recharacterizations;
- Shares redeemed to return an excess contribution from a retirement account;
- Transactions in Section 529 college savings plans;
- Certain transactions in defined benefit and nonqualified plans, subject to prior approval by T. Rowe Price;
- Shares converted from one share class to another share class in the same fund;
- Shares of T. Rowe Price Funds that are purchased by another T. Rowe Price Fund, including shares purchased by T. Rowe Price fund-of-funds products, and shares purchased by discretionary accounts managed by T. Rowe Price or one of its affiliates (please note that shareholders of the investing T. Rowe Price Fund are still subject to the policy);
- Transactions initiated by the trustee or adviser to a donor-advised charitable gift fund as approved by T. Rowe Price; and
- Transactions having a value of \$5,000 or less (insurance companies and financial intermediaries may apply the excessive and short-term trading policy to transactions of any amount).

Transactions in certain rebalancing, asset allocation, wrap, and other advisory programs, as well as non-T. Rowe Price fund-of-funds products, may also be exempt from the 30-Day Purchase Block, subject to prior written approval by T. Rowe Price.

In addition to restricting transactions in accordance with the 30-Day Purchase Block, T. Rowe Price may, in its discretion, reject (or instruct an intermediary or insurance company to reject) any purchase or exchange into a fund from a person (which includes individuals and entities) whose trading activity could disrupt the management of the fund or dilute the value of the fund's shares, including trading by persons acting collectively (for example, following the advice of a newsletter). Such persons may be barred, without prior notice, from further purchases of T. Rowe Price Funds for a period longer than 30 calendar days, or permanently.

Omnibus Accounts Financial intermediaries and insurance companies may maintain their underlying accounts directly with the fund, although they often establish an omnibus account (one account with the fund that represents multiple underlying shareholder accounts or underlying contract holder accounts) in the fund on behalf of their customers. When insurance companies establish omnibus accounts in the T. Rowe Price Funds, T. Rowe Price is not able to monitor the trading activity by underlying contract holders. However, T. Rowe Price monitors aggregate trading activity at the insurance company (omnibus account) level in an attempt to identify activity that indicates potential excessive or short-term trading. If it detects suspicious trading activity, T. Rowe Price will contact the insurance company and may request personal identifying information and transaction histories for some or all of the underlying contract holders. If T. Rowe Price believes that excessive or short-term trading has occurred and there is no exception for such trades under the funds' Excessive and Short-Term Trading Policy previously described, it will instruct the insurance company to impose restrictions to discourage such practices and take appropriate action with respect to the underlying contract holder, including restricting purchases for 30 calendar days or longer. There is no assurance that T. Rowe Price will be able to properly enforce its excessive and short-term trading policy for omnibus accounts. Because T. Rowe Price generally relies on intermediaries and insurance companies to provide information and impose restrictions for omnibus accounts, its ability to monitor and deter excessive trading will be dependent upon the intermediaries' and insurance companies' timely performance of their responsibilities.

T. Rowe Price may allow a financial intermediary or insurance company to maintain restrictions on trading in the T. Rowe Price Funds that differ from the 30-Day Purchase Block. An alternative excessive and short-term trading policy would be acceptable to T. Rowe Price if it believes that the policy would provide sufficient protection to the T. Rowe Price Funds and their shareholders that is consistent with the excessive and short-term trading policy adopted by the funds' Boards.

The terms of your insurance contract may further restrict your ability to trade between investment options available under your contract. You should carefully review your insurance contract or consult with your insurance company directly to determine the trading policy, as well as any rules or conditions on transactions that will apply to your trades in the T. Rowe Price Funds and any other investment options available under your contract.

There is no guarantee that T. Rowe Price will be able to identify or prevent all excessive or short-term trades or trading practices.

Responsibility for Unauthorized Transactions

T. Rowe Price and its agents use procedures reasonably designed to confirm that telephone, electronic, and other instructions are genuine. These procedures include recording telephone calls, requiring personalized security codes or certain identifying information for inquiries and requests, and requiring Medallion signature guarantees for certain transactions and account changes. If T. Rowe Price and its agents follow these procedures, they are not responsible for any losses that may occur due to unauthorized instructions. In addition, you should verify the accuracy of transactions immediately after you receive confirmation of them and notify T. Rowe Price of any inaccuracies.

Fund Operations and Shareholder Services

T. Rowe Price and The Bank of New York Mellon, subject to the oversight of T. Rowe Price, each provide certain accounting services to the T. Rowe Price Funds. T. Rowe Price Services, Inc., acts as the transfer agent and dividend disbursing agent and provides shareholder and administrative services to the funds. These companies receive compensation from the funds for their services. These fees are included in a fund's financial statements.

INFORMATION ON DISTRIBUTIONS AND TAXES

Each fund intends to qualify to be treated each year as a regulated investment company under Subchapter M of the Internal Revenue Code of 1986, as amended (the "Code"). In order to qualify, a fund must satisfy certain income, diversification, and distribution requirements. A regulated investment company is not subject to U.S. federal income tax at the portfolio level on income and gains from investments that are distributed to shareholders. However, if a fund were to fail to qualify as a regulated investment company, and was ineligible to or otherwise did not cure such failure, the result would be fund-level taxation and, consequently, a reduction in income available for distribution to the fund's shareholders.

For a discussion of the tax status of your variable annuity contract, please refer to the insurance contract prospectus. Any tax forms applicable to your investment will be provided to you by your insurance company.

The policy of the funds is to distribute, to the extent possible, all net investment income and realized capital gains to its shareholders, which are the various insurance companies that have established separate accounts in connection with their issuance of variable

annuity and variable life contracts. Any dividends from net investment income are declared daily and paid monthly for the Limited-Term Bond and Government Money Portfolios; declared and paid quarterly for the Equity Income, Equity Index 500, and Personal Strategy Balanced Portfolios; and declared and paid annually for all other Variable Insurance Portfolios. Shares of the Limited-Term Bond and Government Money Portfolios will normally earn dividends through the date of redemption. The funds do not pay dividends in fractional cents. Any dividend amount earned for a particular day on all shares held that is one-half of one cent or greater (for example, \$0.016) will be rounded up to the next whole cent (\$0.02), and any amount that is less than one-half of one cent (for example, \$0.014) will be rounded down to the nearest whole cent (\$0.01). Please note that if the dividend payable on all shares held is less than one-half of one cent for a particular day, no dividend will be earned for that day.

If a fund has net capital gains for the year (after subtracting any capital losses), they are usually declared and paid in December. If a second distribution is necessary, it is paid the following year.

All fund distributions made to a separate account will be reinvested automatically in additional fund shares, unless a shareholder (separate account) elects to receive distributions in cash. Under current law, dividends and distributions made by the fund to separate accounts are generally not taxable to the separate accounts, the insurance company, or the contract holder, provided that the separate account meets the diversification requirements of Code Section 817(h) and other tax-related requirements are satisfied. Each of the Variable Insurance Funds intends to diversify its investments in the manner required under Code Section 817(h).

RIGHTS RESERVED BY THE FUNDS

T. Rowe Price Funds and their agents, in their sole discretion, reserve the following rights: (1) to waive or lower investment minimums; (2) to accept initial purchases by telephone; (3) to refuse any purchase or exchange order; (4) to cancel or rescind any purchase or exchange order placed through an intermediary no later than the business day after the order is received by the intermediary (including, but not limited to, orders deemed to result in excessive trading, market timing, or 5% ownership); (5) to cease offering fund shares at any time to all or certain groups of investors; (6) to freeze any account and suspend account services when notice has been received of a dispute regarding the ownership of the account, or a legal claim against an account, upon initial notification to T. Rowe Price of a shareholder's death until T. Rowe Price receives required documentation in correct form, or if there is reason to believe a fraudulent transaction may occur; (7) to otherwise modify the conditions of purchase and modify or terminate any services at any time; (8) to waive any wire fees charged to a group of shareholders; (9) to act on instructions reasonably believed to be genuine; (10) to involuntarily redeem an account at the net asset value calculated the day the account is redeemed, in cases of threatening conduct, suspected fraudulent or illegal activity, or if the fund or its agent is unable, through its procedures, to verify the identity of the person(s) or entity opening an account; and (11) for the money market funds, to suspend redemptions to facilitate an orderly liquidation.

In an effort to protect T. Rowe Price Funds from the possible adverse effects of a substantial redemption in a large account, as a matter of general policy, no contract holder or participant or group of contract holders or participants controlled by the same person or group of persons will knowingly be permitted to purchase in excess of 5% of the outstanding shares of the fund, except upon approval by the fund's management.

A Statement of Additional Information for the T. Rowe Price family of funds, which includes additional information about the funds, has been filed with the SEC and is incorporated by reference into this prospectus. Further information about fund investments, including a review of market conditions and the manager's recent investment strategies and their impact on performance during the past fiscal year, is available in the annual and semiannual shareholder reports. To obtain free copies of any of these documents, or for shareholder inquiries, contact your insurance company. Certain documents and updated performance information are available through troweprice.com.

Fund reports and other fund information are available on the EDGAR Database on the SEC's Internet site at <http://www.sec.gov>. Copies of this information may be obtained, after paying a duplicating fee, by electronic request at publicinfo@sec.gov.

T.RowePrice®

1940 Act File No. 811-07143
E300-040 5/1/19



Prospectus

May 1, 2019

T. ROWE PRICE

International Stock Portfolio

The fund is only available as an investment option for variable annuity and variable life insurance contracts.

The Securities and Exchange Commission (SEC) has not approved or disapproved these securities or passed upon the adequacy of this prospectus. Any representation to the contrary is a criminal offense.

Table of Contents

1	SUMMARY	
	International Stock Portfolio	1
2	MORE ABOUT THE FUND	
	Organization and Management	5
	More Information About the Fund's Principal Investment Strategies and Its Principal Risks	6
	Investment Policies and Practices	9
	Financial Highlights	14
	Disclosure of Fund Portfolio Information	15
3	T. ROWE PRICE ACCOUNT INFORMATION	
	Investing in T. Rowe Price Variable Insurance Portfolios	16
	Distribution and Shareholder Servicing Fees	16
	Pricing of Shares and Transactions	16
	General Policies Relating to Transactions	18
	Information on Distributions and Taxes	20
	Rights Reserved by the Funds	21

Investment Objective

The fund seeks long-term growth of capital through investments primarily in the common stocks of established, non-U.S. companies.

Fees and Expenses

This table describes the fees and expenses that you may pay if you buy and hold shares of the fund. There may be additional expenses that apply, as described in your insurance contract prospectus, which are not reflected in the table.

Fees and Expenses of the Fund

	Annual fund operating expenses (expenses that you pay each year as a percentage of the value of your investment)
Management fees	1.05% ^a
Other expenses	—
Total annual fund operating expenses	1.05
Fee waiver/expense reimbursement	(0.10) ^{a,b}
Total annual fund operating expenses after fee waiver/expense reimbursement	0.95^{a,b}

^a T. Rowe Price Associates, Inc., has agreed (at least through April 30, 2020) to waive a portion of the fund's management fees in order to limit the fund's management fees to 0.95% of the fund's average daily net assets. Thereafter, this agreement will automatically renew for one-year terms unless terminated by the fund's Board of Directors. Fees waived and expenses paid under this agreement are not subject to reimbursement to T. Rowe Price Associates, Inc., by the fund.

^b Restated to reflect current fees.

Example This example is intended to help you compare the cost of investing in the fund with the cost of investing in other mutual funds. The example assumes that you invest \$10,000 in the fund for the time periods indicated and then redeem all of your shares at the end of those periods, that your investment has a 5% return each year, and that the fund's operating expenses remain the same. The example also assumes that an expense limitation arrangement currently in place is not renewed; therefore, the figures have been adjusted to reflect fee waivers or expense reimbursements only in the periods for which the expense limitation arrangement is expected to continue. Although your actual costs may be higher or lower, based on these assumptions your costs would be:

1 year	3 years	5 years	10 years
\$97	\$324	\$570	\$1,274

Portfolio Turnover The fund pays transaction costs, such as commissions, when it buys and sells securities (or "turns over" its portfolio). A higher portfolio turnover rate may indicate higher transaction costs and may result in higher taxes when the fund's shares are held in a taxable account. These costs, which are not reflected in annual fund operating expenses or in the example, affect the fund's performance. During the most recent fiscal year, the fund's portfolio turnover rate was 36.3% of the average value of its portfolio.

Investments, Risks, and Performance

Principal Investment Strategies The fund expects to primarily invest in stocks outside the U.S. and to diversify broadly among developed and emerging countries throughout the world. The fund normally invests in at least five countries and may purchase the stocks of companies of any size, but its focus will typically be on large companies. Normally, at least 80% of the fund's net assets (including any borrowings for investment purposes) will be invested in stocks.

While the adviser invests with an awareness of the global economic backdrop and the adviser's outlook for certain industries, sectors, and individual countries, the adviser's decision-making process focuses on bottom-up stock selection. Country allocation is driven largely by stock selection, though the adviser may limit investments in markets or industries that appear to have poor overall prospects.

Security selection reflects a growth style. The adviser relies on a global team of investment analysts dedicated to in-depth fundamental research in an effort to identify companies capable of achieving and sustaining above-average, long-term earnings growth. The adviser seeks to purchase stocks of companies at reasonable prices in relation to present or anticipated earnings, cash flow, or book value.

In selecting investments, the adviser generally favors companies with one or more of the following characteristics:

- leading or improving market position;
- attractive business niche;
- attractive or improving franchise or industry position;
- seasoned management;
- stable or improving earnings and/or cash flow; and
- sound or improving balance sheet.

The fund may sell securities for a variety of reasons, such as to secure gains, limit losses, or redeploy assets into more promising opportunities.

Principal Risks As with any mutual fund, there is no guarantee that the fund will achieve its objective. The fund's share price fluctuates, which means you could lose money by investing in the fund. The principal risks of investing in this fund are summarized as follows:

Active management risks The investment adviser's judgments about the attractiveness, value, or potential appreciation of the fund's investments may prove to be incorrect. The fund could underperform other funds with a similar benchmark or similar objectives and investment strategies if the fund's overall investment selections or strategies fail to produce the intended results.

Risks of stock investing Common stocks generally fluctuate in value more than bonds and may decline significantly over short time periods. There is a chance that stock prices overall will decline because stock markets tend to move in cycles, with periods of rising and falling prices. The value of a stock in which the fund invests may decline due to general weakness in the stock market or because of factors that affect a particular company or industry.

International investing risks Investing in the securities of non-U.S. issuers involves special risks not typically associated with investing in U.S. issuers. International securities tend to be more volatile and have lower overall liquidity than investments in U.S. securities and may lose value because of adverse local, political, social, or economic developments overseas, or due to changes in the exchange rates between foreign currencies and the U.S. dollar. In addition, international investments are subject to settlement practices and regulatory and financial reporting standards that differ from those of the U.S.

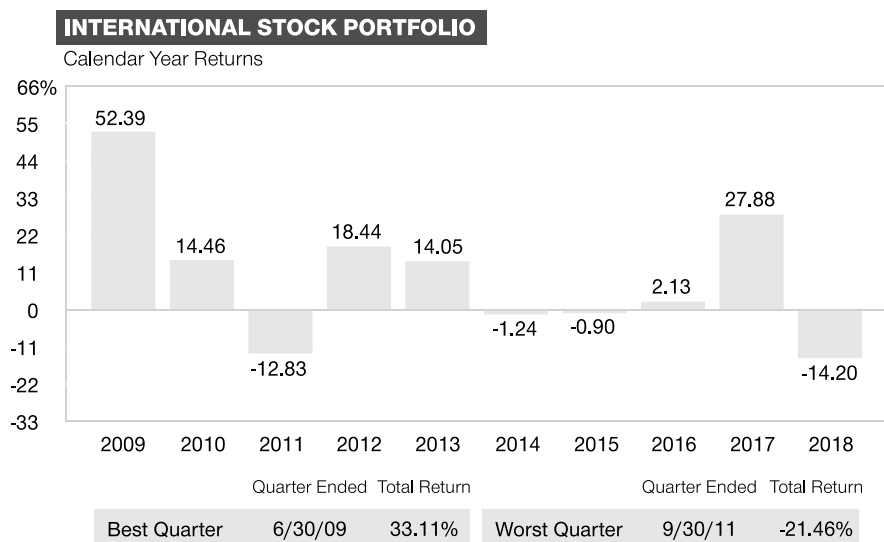
Emerging markets risks The risks of international investing are heightened for securities of issuers in emerging market countries. Emerging market countries tend to have economic structures that are less diverse and mature, and political systems that are less stable, than those of developed countries. In addition to all of the risks of investing in international developed markets, emerging markets are more susceptible to governmental interference, local taxes being imposed on international investments, restrictions on gaining access to the fund's investments, and less efficient trading markets with lower overall liquidity.

Investment style risks Different investment styles tend to shift in and out of favor depending on market conditions and investor sentiment. The fund's growth approach to investing could cause it to underperform other stock funds that employ a different investment style. Growth stocks tend to be more volatile than certain other types of stocks, and their prices may fluctuate more dramatically than the overall stock market. A stock with growth characteristics can have sharp price declines due to decreases in current or expected earnings and may lack dividends that can help cushion its share price in a declining market.

Market capitalization risks The fund's focus on large companies subjects the fund to the risks that larger companies may not be able to attain the high growth rates of successful smaller companies, especially during strong economic periods, and that they may be less capable of responding quickly to competitive challenges and industry changes. Because the fund may invest in companies of any size, its share price could be more volatile than a fund that invests only in large companies. Small and medium-sized companies typically have less experienced management, narrower product lines, more limited financial resources, and less publicly available information than larger companies.

Performance The following performance information provides some indication of the risks of investing in the fund. The fund's performance information represents only past performance and is not necessarily an indication of future results.

The following bar chart illustrates how much returns can differ from year to year by showing calendar year returns and the best and worst calendar quarter returns during those years for the fund.



The following table shows the average annual total returns for the fund, and also compares the returns with the returns of a relevant broad-based market index, as well as with the returns of one or more comparative indexes that have investment characteristics similar to those of the fund, if applicable.

Average Annual Total Returns

	Periods ended December 31, 2018			Inception date
	1 Year	5 Years	10 Years	
International Stock Portfolio	-14.20 %	1.86 %	8.46 %	03/31/1994
MSCI All Country World Index ex USA Net (reflects no deduction for fees or expenses) ^a	-14.20	0.68	6.57	
MSCI All Country World Index ex USA (reflects no deduction for fees, expenses, or taxes)	-13.78	1.14	7.06	
Lipper Variable Annuity Underlying International Multi-Cap Growth Funds Average	-14.22	1.04	7.00	

^a Effective July 1, 2018, the MSCI All Country World Index ex USA Net replaced the MSCI All Country World Index ex USA as the fund's primary benchmark. The new index assumes the reinvestment of dividends after the deduction of withholding taxes applicable to the country where the dividend is paid; as such, the returns of the new benchmark are more representative of the returns experienced by investors in foreign issuers.

Updated performance information is available through troweprice.com.

Management

Investment Adviser T. Rowe Price Associates, Inc. (T. Rowe Price or Price Associates)

Investment Subadviser T. Rowe Price International Ltd (T. Rowe Price International)

Portfolio Manager	Title	Managed Fund Since	Joined Investment Adviser
Richard N. Clattenburg	Chairman of Investment Advisory Committee	2015	2005

Purchase and Sale of Fund Shares

The fund is not sold directly to the general public but is instead offered as an underlying investment option for variable annuity or variable life insurance contracts. Although the fund does not require a minimum amount for initial or subsequent purchases from insurance companies, your insurance company may impose investment minimums for your purchases of the fund.

You may purchase, redeem, or exchange shares of the fund on any day the New York Stock Exchange is open for business. You must purchase, redeem, and exchange shares through your insurance company.

Tax Information

The fund distributes any dividends and capital gains to its shareholders, which are the insurance company separate accounts that sponsor your variable annuity or variable life insurance contract. Variable product owners seeking to understand the tax consequences of their investment, including redemptions of fund shares and the impact of dividend and capital gains distributions by the fund, should consult with the insurance company that issued their variable product or refer to their variable annuity or variable life insurance contract prospectus.

Payments to Insurance Companies, Broker-Dealers, and Other Financial Intermediaries

The fund is generally available only through variable annuity or variable life insurance contracts. The fund and/or its related companies may make payments to a sponsoring insurance company or other financial intermediary for the sale of fund shares and related services. These payments may create a conflict of interest by influencing the insurance company or other financial intermediary to recommend the fund over another investment option or by influencing an insurance company to include the fund as an underlying investment option in a variable contract. The prospectus (or other offering document) for your variable contract may contain additional information about these payments. Ask your insurance company or financial intermediary, or visit your insurance company's or financial intermediary's website, for more information.

ORGANIZATION AND MANAGEMENT

How is the fund organized?

T. Rowe Price International Series, Inc. (the “Corporation”) was incorporated in Maryland in 1994. Currently, the Corporation consists of one series, the International Stock Portfolio.

The International Stock Portfolio is managed in a manner similar to the T. Rowe Price International Stock Fund, a fund with the same objective and investment program as the International Stock Portfolio but offered to the general public and not to insurance company separate accounts. However, investors should be aware that the International Stock Portfolio is not the same as the T. Rowe Price International Stock Fund and will not have the same performance. Investments made by the International Stock Portfolio at any given time may not be the same as those made by the T. Rowe Price International Stock Fund. Different performance will result due to factors such as differences in the cash flows into and out of the funds, different fees and expenses, and differences in net assets and size of holdings.

What is meant by “shares”?

Contract holders and participants indirectly (through the insurance company separate account) purchase shares when they put money in a fund offered as an investment option in their insurance contracts. These shares are part of the fund’s authorized capital stock, but share certificates are not issued.

Each share and fractional share entitles the shareholder (the insurance company separate account) to cast one vote per share on certain fund matters, including the election of fund directors, changes in fundamental policies, or approval of material changes to the fund’s investment management agreement.

The shares of the fund have equal voting rights. The various insurance companies own the outstanding shares of the fund in their separate accounts. These separate accounts are registered under the Investment Company Act of 1940 or are exempted from registration thereunder. Under current law, the insurance companies must vote the shares held in registered separate accounts in accordance with voting instructions received from variable contract holders or participants having the right to give such instructions.

Does the fund have annual shareholder meetings?

The mutual funds that are sponsored and managed by T. Rowe Price (the “T. Rowe Price Funds”) are not required to hold regularly scheduled shareholder meetings. To avoid unnecessary costs to the funds’ shareholders, shareholder meetings are only held when certain matters, such as changes in fundamental policies or elections of directors, must be decided. In addition, shareholders representing at least 10% of all eligible votes may call a special meeting for the purpose of voting on the removal of any fund director. If a meeting is held and you cannot attend, you can vote by proxy. Before the meeting, the insurance company will send or make available to you the fund’s proxy materials that explain the matters to be decided and include instructions on voting by mail, telephone, or the Internet.

Who runs the fund?**General Oversight**

The fund is governed by a Board of Directors (the “Board”) that meets regularly to review the fund’s investments, performance, expenses, and other business affairs. The Board elects the fund’s officers. At least 75% of Board members are independent of T. Rowe Price and its affiliates (the “Firm”).

Investment Advisers

T. Rowe Price is the fund’s investment adviser and oversees the selection of the fund’s investments and management of the fund’s portfolio pursuant to an investment management agreement between the investment adviser and the fund. T. Rowe Price is an SEC-registered investment adviser that provides investment management services to individual and institutional investors, and sponsors and serves as adviser and subadviser to registered investment companies, institutional separate accounts, and common trust funds. The address for T. Rowe Price is 100 East Pratt Street, Baltimore, Maryland 21202. As of December 31, 2018, the Firm had approximately \$962 billion in assets under management and provided investment management services for more than 7 million individual and institutional investor accounts.

T. Rowe Price has entered into a subadvisory agreement with T. Rowe Price International under which T. Rowe Price International is authorized to trade securities and make discretionary investment decisions on behalf of the fund. T. Rowe Price International is registered with the SEC as an investment adviser, and is authorized or licensed by the United Kingdom Financial Conduct Authority and other global regulators. T. Rowe Price International sponsors and serves as adviser to foreign collective investment schemes and provides investment management services to registered investment companies and other institutional investors. T. Rowe Price International is headquartered in London and has several branch offices around the world. T. Rowe Price International is a direct subsidiary of T. Rowe Price and its address is 60 Queen Victoria Street, London EC4N 4TZ, United Kingdom.

Portfolio Management

T. Rowe Price has established an Investment Advisory Committee with respect to the fund. The committee chairman has day-to-day responsibility for managing the fund's portfolio and works with the committee in developing and executing the fund's investment program. The members of the committee are as follows: Richard N. Clattenburg, Chairman, Harishankar Balkrishna, Sheena L. Barbosa, Jai Kapadia, Tobias F. Mueller, Oluwaseun A. Oyegunle, Sebastian Schrott, Bin Shen, and Ernest C. Yeung. The following information provides the year that the chairman (portfolio manager) first joined the Firm and the chairman's specific business experience during the past five years (although the chairman may have had portfolio management responsibilities for a longer period). Mr. Clattenburg has been chairman of the committee since 2015. He joined the Firm in 2005 and his investment experience dates from 2003. During the past five years, he has served as an equity research analyst and a portfolio manager (beginning 2015). The Statement of Additional Information provides additional information about the portfolio manager's compensation, other accounts managed by the portfolio manager, and the portfolio manager's ownership of the fund's shares.

The Management Fee

The fund pays the investment adviser an annual all-inclusive management fee of 1.05% based on the fund's average daily net assets. The management fee is calculated and accrued daily and it includes investment management services and ordinary, recurring operating expenses, but does not cover interest; expenses related to borrowing, taxes, and brokerage and other transaction costs; or nonrecurring, extraordinary expenses. Through at least April 30, 2020, T. Rowe Price has contractually agreed to waive a portion of the management fee it is entitled to receive from the fund in order to limit the fund's management fee rate to 0.95% of the fund's average daily net assets. Thereafter, this agreement will automatically renew for one-year terms unless terminated by the fund's Board. Any fees waived and expenses paid under this agreement are not subject to reimbursement to T. Rowe Price by the fund.

A discussion about the factors considered by the Board and its conclusions in approving the fund's investment management agreement (and any subadvisory agreement, if applicable) appear in the fund's semiannual report to contract holders for the period ended June 30.

Variable Annuity Contracts and Variable Life Insurance Charges

Variable annuity and variable life fees and charges imposed on contract holders and participants by the insurance companies are in addition to those described previously and are described in the variable annuity and variable life contract prospectuses.

Variable Annuity Contracts and Variable Life Insurance Conflicts

The fund may serve as an investment medium for both variable annuity contracts and variable life insurance policies. Shares of the fund may be offered to separate accounts established by any number of insurance companies. The fund currently does not foresee any disadvantages to variable annuity contract owners due to the fact that the fund may serve as an investment medium for both variable life insurance policies and annuity contracts; however, due to differences in tax treatment or other considerations, it is theoretically possible that the interests of owners of annuity contracts and insurance policies for which the fund serves as an investment medium might at some time be in conflict. The fund's Board is required to monitor events to identify any material conflicts between variable annuity contract owners and variable life policy owners, and will determine what action, if any, should be taken in the event of such a conflict. If such a conflict were to occur, an insurance company participating in the fund might be required to redeem the investment of one or more of its separate accounts from the fund. This might force the fund to sell securities at disadvantageous prices.

MORE INFORMATION ABOUT THE FUND'S PRINCIPAL INVESTMENT STRATEGIES AND ITS PRINCIPAL RISKS

Consider your investment goals, your time horizon for achieving them, and your tolerance for risk. If you want to diversify your domestic stock portfolio by adding a fund with investments mainly in foreign stocks and are comfortable with the risks that accompany foreign investments, the fund could be an appropriate part of your overall investment strategy.

The market may reward growth stocks with price increases when earnings expectations are met or exceeded. Funds that employ a growth-oriented approach to stock selection rely on the premise that by investing in companies that increase their earnings faster than both inflation and the overall economy, the market will eventually reward those companies with a higher stock price. The fund's successful implementation of a growth-oriented strategy may lead to long-term growth of capital over time.

Investing a portion of your overall portfolio in stock funds with foreign holdings can enhance your diversification and increase your available investment opportunities.

The fund typically focuses its investments more on developed foreign countries than on emerging market countries. As a result, the fund may at times have significant investments in the United Kingdom and other developed European countries, as well as Japan.

Portfolio managers closely monitor the fund's investments as well as political and economic trends in the countries and regions in which the fund invests. Holdings are adjusted according to the portfolio manager's analysis and outlook. The impact of unfavorable developments in a particular country may be reduced when investments are spread among many countries. However, the economies and financial markets of countries in a certain region may be heavily influenced by one another.

As with any mutual fund, there is no guarantee the fund will achieve its objective.

The principal risks associated with the fund's principal investment strategies include the following:

Risks of stock investing As with all stock funds, the fund's share price can fall because of weakness in one or more of its primary equity markets, a particular industry, or specific holdings. Stock markets can decline for many reasons, including adverse local, political, social, or economic developments; changes in investor psychology; or heavy institutional selling. The prospects for an industry or company may deteriorate because of a variety of factors, including disappointing earnings or changes in the competitive environment. In addition, the adviser's assessment of companies whose stocks are held by the fund may prove incorrect, resulting in losses or poor performance, even in rising markets. Funds that invest overseas generally carry more risk than funds that invest strictly in U.S. assets.

Growth investing risks Growth stocks can be volatile for several reasons. Since these companies usually invest a high portion of earnings in their businesses, they may lack the dividends that can cushion stock prices in a falling market. Also, earnings disappointments often lead to sharply falling prices because investors buy growth stocks in anticipation of superior earnings growth.

Currency risks A decline in the value of a foreign currency versus the U.S. dollar could reduce the dollar value of securities denominated in that foreign currency. The overall impact on the fund's holdings can be significant, unpredictable, and long-lasting, depending on the currencies represented in the fund's portfolio and how each foreign currency appreciates or depreciates in relation to the U.S. dollar and whether currency positions are hedged. Under normal conditions, the fund does not engage in extensive foreign currency hedging programs. Further, since exchange rate movements are volatile, the fund's attempts at hedging could be unsuccessful, and it is not possible to effectively hedge the currency risks of many emerging market countries.

Other risks of foreign investing Risks can result from varying stages of economic and political development; differing regulatory environments, trading days and accounting standards; uncertain tax laws; and higher transaction costs of non-U.S. markets. Investments outside the U.S. could be subject to governmental actions such as capital or currency controls, nationalization of a company or industry, expropriation of assets, or imposition of high taxes. A trading market may close without warning for extended time periods, preventing the fund from buying or selling securities in that market.

Trading in the securities in which the fund invests may take place in various foreign markets on certain days when the fund is not open for business and does not calculate its net asset value. For example, the fund may invest in securities that trade in various foreign markets that are open on weekends. As the securities trade, their value may substantially change. As a result, the fund's net asset value may be significantly affected on days when shareholders cannot make transactions. In addition, market volatility may significantly limit the liquidity of securities of certain companies in a particular country or geographic region, or of all companies in the country or region. The fund may be unable to liquidate its positions in such securities at any time, or at a favorable price, in order to meet the fund's obligations.

Emerging markets risks To the extent the fund invests in emerging markets, it will be subject to greater risk than a fund investing only in developed markets. The economic and political structures of developing countries, in most cases, do not compare favorably with the U.S. or other developed countries in terms of wealth and stability, and their financial markets often lack liquidity. The fund's performance will likely be negatively impacted by exposure to countries in the midst of hyperinflation, currency devaluation, trade disagreements, sudden political upheaval, or interventionist government policies. Significant buying or selling by a few major

investors may also heighten the volatility of emerging markets. These factors make investing in such countries significantly riskier than investing in other countries, and any one of these factors could cause the fund's share price to decline.

Some of the principal tools the adviser uses to try to reduce overall risk include intensive research when evaluating a company's prospects and limiting exposure to certain industries, asset classes, or investment styles when appropriate.

In addition to the principal investment strategies and principal risks previously described, the fund may employ other investment strategies and may be subject to other risks, which include the following:

Additional strategies and risks While most assets will be invested in common stocks, the fund may employ other strategies that are not considered part of the fund's principal investment strategies. For instance, the fund may, to a limited extent, use derivatives such as futures contracts and forward currency exchange contracts. Any investments in futures would typically serve as an efficient means of gaining exposure to certain markets or as a cash management tool to maintain liquidity while being invested in the market. Forward currency exchange contracts would primarily be used to settle trades in a foreign currency or to help protect the fund's holdings from unfavorable changes in foreign currency exchange rates, although other currency hedging techniques may be used from time to time. To the extent the fund uses futures and forward currency exchange contracts, it is exposed to potential volatility and losses greater than direct investments in the contracts' underlying assets, and the risk that anticipated currency movements will not be accurately predicted.

Derivatives risks A derivative involves risks different from, and possibly greater than, the risks associated with investing directly in the assets on which the derivative is based. Derivatives can be highly volatile, illiquid, and difficult to value. Changes in the value of a derivative may not properly correlate with changes in the value of the underlying asset, reference rate, or index. The fund could be exposed to significant losses if it is unable to close a derivative position due to the lack of a liquid trading market. Derivatives involve the risk that a counterparty to the derivatives agreement will fail to make required payments or comply with the terms of the agreement. There is also the possibility that limitations or trading restrictions may be imposed by an exchange or government regulation, which could adversely impact the value and liquidity of a derivatives contract subject to such regulation.

Recent regulations have changed the requirements related to the use of certain derivatives. Some of these new regulations have limited the availability of certain derivatives and made their use by funds more costly. It is expected that additional changes to the regulatory framework will occur, but the extent and impact of additional new regulations are not certain at this time.

Banking and financial companies risks To the extent the fund has significant investments in financial companies, it is more susceptible to adverse developments affecting such companies and may perform poorly during a downturn in the banking industry. Banks can be adversely affected by, among other things, regulatory changes, interest rate movements, the availability of capital and the cost to borrow, and the rate of debt defaults. Banks and other financial services institutions are often subject to extensive governmental regulation and intervention, and the potential for additional regulation could reduce profit margins and adversely affect the scope of their activities, increase the amount of capital they must maintain, and limit the amounts and types of loans and other financial commitments they can make. In addition, companies in the financials sector may also be adversely affected by decreases in the availability of money or asset valuations, credit rating downgrades, increased competition, and adverse conditions in other related markets.

The oversight of, and regulations applicable to, banks in emerging markets may be ineffective when compared with the regulatory frameworks for banks in developed markets. Banks in emerging markets may have significantly less access to capital than banks in more developed markets, leading them to be more likely to fail under adverse economic conditions. In addition, the impact of future regulation on any individual bank, or on the financial services sector as a whole, can be very difficult to predict.

Risks of investing in Europe The fund's relatively high exposure to Europe subjects the fund to a higher degree of risk that adverse developments in the region will negatively impact the fund. The Economic and Monetary Union of the European Union (EU) requires compliance with restrictions on inflation rates, deficits, interest rates, debt levels, and fiscal and monetary controls, each of which may significantly affect every country in Europe. Decreasing imports or exports, changes in governmental or EU regulations on trade, changes in the exchange rate of the euro (the common currency of certain EU countries), the default or threat of default by an EU member country on its sovereign debt, and/or an economic recession in an EU member country may have a significant adverse effect on the economies of EU member countries and their trading partners. The European financial markets have been experiencing volatility and adverse trends due to concerns about economic downturns or rising government debt levels in several European countries, including Greece, Ireland, Italy, Portugal, and Spain. These events have adversely affected the exchange rate of the euro and may continue to significantly affect every country in Europe, including countries that do not use the euro. Responses to the financial problems by European governments, central banks, and others, including austerity measures and reforms, may not produce the

desired results, may result in social unrest, and may limit future growth and economic recovery or have other unintended consequences. Further defaults or restructurings by governments and other entities of their debt could have additional adverse effects on economies, financial markets, and asset valuations around the world. The risks of investing in Europe may be heightened as a result of steps taken by the United Kingdom to exit the EU. In addition, one or more additional countries could choose to withdraw from the EU and/or abandon use of the euro as a currency. The impact of these actions, especially if they occur in a disorderly fashion, is not clear but could be significant and far-reaching.

Risks of investing in Asia The fund's relatively high exposure to Asia subjects the fund to a higher degree of risk that adverse developments in the region will negatively impact the fund. Certain Asian economies have experienced high inflation, high unemployment, currency devaluations and restrictions, and overextension of credit. Many Asian economies have experienced rapid growth and industrialization, and there is no assurance that this growth rate will be maintained. Economic events in any one Asian country may have a significant economic effect on the entire Asian region, as well as on major trading partners outside Asia. Any adverse event in the Asian markets may have a significant adverse effect on some or all of the economies of the countries in which the fund invests. In addition, some Asian countries are subject to social and labor risks associated with demands for improved political, economic, and social conditions. The Asian region, and particularly China and South Korea, may be adversely affected by political, military, economic, and other factors related to North Korea.

Cybersecurity risks The fund may be subject to operational and information security risks resulting from breaches in cybersecurity. Cybersecurity breaches may involve unauthorized access to the digital information systems (e.g., through "hacking" or malicious software coding) of the fund or its third-party service providers, but may also result from outside attacks such as denial-of-service attacks. These breaches may, among other things, result in financial losses to the fund and its shareholders, cause the fund to lose proprietary information, disrupt business operations, or result in the unauthorized release of confidential information. Further, cybersecurity breaches involving third-party service providers, trading counterparties, or issuers in which the fund invests could subject the fund to many of the same risks associated with direct breaches.

The Statement of Additional Information contains more detailed information about the fund and its investments, operations, and expenses.

INVESTMENT POLICIES AND PRACTICES

This section provides a more detailed description of the various types of portfolio holdings and investment practices that may be used by the fund to execute its overall investment program. Some of these holdings and investment practices are considered to be principal investment strategies of the fund and have already been described earlier in this prospectus. Any of the following holdings and investment practices that were not already described in Section 1 of this prospectus are not considered part of the fund's principal investment strategies, but they may be used by the fund to help achieve its investment objective. The fund's investments may be subject to further restrictions and risks described in the Statement of Additional Information.

Shareholder approval is required to substantively change the fund's investment objective. Shareholder approval is also required to change certain investment restrictions noted in the following section as "fundamental policies." Portfolio managers also follow certain "operating policies" that can be changed without shareholder approval. Shareholders will receive at least 60 days' prior notice of a change in the fund's policy requiring it to normally invest at least 80% of its net assets in stocks.

The fund's holdings in certain kinds of investments cannot exceed maximum percentages as set forth in this prospectus and the Statement of Additional Information. For instance, there are limitations regarding the fund's investments in certain types of derivatives. While these restrictions provide a useful level of detail about the fund's investments, investors should not view them as an accurate gauge of the potential risk of such investments. For example, in a given period, a 5% investment in derivatives could have a significantly greater impact on the fund's share price than its weighting in the portfolio. The net effect of a particular investment depends on its volatility and the size of its overall return in relation to the performance of all of the fund's investments.

Certain investment restrictions, such as a required minimum or maximum investment in a particular type of security, are measured at the time the fund purchases a security. The status, market value, maturity, duration, credit quality, or other characteristics of the fund's securities may change after they are purchased, and this may cause the amount of the fund's assets invested in such securities to exceed the stated maximum restriction or fall below the stated minimum restriction. If any of these changes occur, it would not be considered a violation of the investment restriction and will not require the sale of an investment if it was proper at the time the investment was made (this exception does not apply to the fund's borrowing policy). However, certain changes will require holdings to

be sold or purchased by the fund during the time it is above or below the stated percentage restriction in order for the fund to be in compliance with applicable restrictions.

For purposes of determining whether the fund invests in at least five countries, the fund relies on the country assigned to a security by MSCI Inc., a third-party provider of benchmark indexes and data services, or another unaffiliated data provider. The data providers use various criteria to determine the country to which a security is economically tied. Examples include the following: (1) the country under which the issuer is organized; (2) the location of the issuer's principal place of business or principal office; (3) where the issuer's securities are listed or traded principally on an exchange or over-the-counter market; and (4) where the issuer conducts the predominant part of its business activities or derives a significant portion (e.g., at least 50%) of its revenues or profits.

Changes in the fund's holdings, the fund's performance, and the contribution of various investments to the fund's performance are discussed in the shareholder reports.

Portfolio managers have considerable discretion in choosing investment strategies and selecting securities they believe will help achieve the fund's objective.

Types of Portfolio Securities

In seeking to meet its investment objective, the fund may invest in any type of security or instrument (including certain potentially high-risk derivatives described in this section) whose investment characteristics are consistent with its investment program. The following pages describe various types of the fund's holdings and investment management practices, some of which are also described as part of the fund's principal investment strategies.

Diversification As a fundamental policy, the fund will not purchase a security if, as a result, with respect to 75% of its total assets, more than 5% of the fund's total assets would be invested in securities of a single issuer or more than 10% of the outstanding voting securities of the issuer would be held by the fund.

The fund's investments are primarily in common stocks and, to a lesser degree, other types of securities as follows:

Common and Preferred Stocks

Stocks represent shares of ownership in a company. Generally, preferred stocks have a specified dividend rate and rank after bonds and before common stocks in their claim on income for dividend payments and on assets should the company be liquidated. After other claims are satisfied, common stockholders participate in company profits on a pro-rata basis and profits may be paid out in dividends or reinvested in the company to help it grow. Increases and decreases in earnings are usually reflected in a company's stock price, so common stocks generally have the greatest appreciation and depreciation potential of all corporate securities. Unlike common stock, preferred stock does not ordinarily carry voting rights. While most preferred stocks pay a dividend, the fund may decide to purchase preferred stock where the issuer has suspended, or is in danger of suspending, payment of its dividend. The fund may purchase American Depositary Receipts and Global Depositary Receipts, which are certificates evidencing ownership of shares of a foreign issuer. American Depositary Receipts and Global Depositary Receipts trade on established markets and are alternatives to directly purchasing the underlying foreign securities in their local markets and currencies. Such investments are subject to many of the same risks associated with investing directly in foreign securities. For purposes of the fund's investment policies, investments in depositary receipts are deemed to be investments in the underlying securities. For example, a depositary receipt representing ownership of common stock will be treated as common stock.

Convertible Securities and Warrants

The fund may invest in debt instruments or preferred equity securities that are convertible into, or exchangeable for, equity securities at specified times in the future and according to a certain exchange ratio. Convertible bonds are typically callable by the issuer, which could in effect force conversion before the holder would otherwise choose. Traditionally, convertible securities have paid dividends or interest at rates higher than common stocks but lower than nonconvertible securities. They generally participate in the appreciation or depreciation of the underlying stock into which they are convertible, but to a lesser degree than common stock. Some convertible securities combine higher or lower current income with options and other features. Warrants are options to buy, directly from the issuer, a stated number of shares of common stock at a specified price anytime during the life of the warrants (generally, two or more years). Warrants have no voting rights, pay no dividends, and can be highly volatile. In some cases, the redemption value of a warrant could be zero.

Participation Notes (P-notes)

The fund may gain exposure to securities traded in foreign markets through investments in P-notes. P-notes are generally issued by banks or broker-dealers and are designed to offer a return linked to an underlying common stock or other security. An investment in a

P-note involves additional risks beyond the risks normally associated with a direct investment in the underlying security. While the holder of a P-note is entitled to receive from the broker-dealer or bank any dividends paid by the underlying security, the holder is not entitled to the same rights (e.g., voting rights) as a direct owner of the underlying security. P-notes are considered general unsecured contractual obligations of the banks or broker-dealers that issue them as the counterparty. As such, the fund must rely on the creditworthiness of the counterparty for its investment returns on the P-notes, and could lose the entire value of its investment in the event of default by a counterparty. Additionally, there is no assurance that there will be a secondary trading market for a P-note or that the trading price of a P-note will equal the value of the underlying security.

Operating policy The fund's investments in P-notes are limited to 20% of its total assets. Investments in P-notes are not subject to the limit on investments in hybrid instruments.

Fixed Income Securities

From time to time, the fund may invest in corporate and government fixed income securities as well as below investment-grade bonds, commonly referred to as "junk" bonds. Corporate fixed income securities would be purchased in companies that meet the fund's investment criteria. The price of a fixed income security fluctuates with changes in interest rates, generally rising when interest rates fall and falling when interest rates rise. Below investment-grade bonds, or "junk" bonds, can be more volatile and have greater risk of default than investment-grade bonds, and should be considered speculative.

Futures and Options

Futures are often used to establish exposures or manage or hedge risk because they enable the investor to buy or sell an asset in the future at an agreed-upon price. Options may be used to generate additional income, to enhance returns, or as a defensive technique to protect against anticipated declines in the value of an asset. Call options give the investor the right to purchase (when the investor purchases the option), or the obligation to sell (when the investor "writes" or sells the option), an asset at a predetermined price in the future. Put options give the purchaser of the option the right to sell, or the seller (or "writer") of the option the obligation to buy, an asset at a predetermined price in the future. Futures and options contracts may be bought or sold for any number of reasons, including to manage exposure to changes in interest rates, bond prices, foreign currencies, and credit quality; as an efficient means of increasing or decreasing the fund's exposure to certain markets; in an effort to enhance income; to improve risk-adjusted returns; to protect the value of portfolio securities; and to serve as a cash management tool. Call or put options may be purchased or sold on securities, futures, financial indexes, and foreign currencies. The fund may choose to continue a futures contract by "rolling over" an expiring futures contract into an identical contract with a later maturity date. This could increase the fund's transaction costs and portfolio turnover rate.

Futures and options contracts may not always be successful investments or hedges; their prices can be highly volatile; using them could lower the fund's total return; the potential loss from the use of futures can exceed the fund's initial investment in such contracts; and the losses from certain options written by the fund could be unlimited.

Operating policies Initial margin deposits on futures and premiums on options used for non-hedging purposes will not exceed 5% of the fund's net asset value. The total market value of securities covering call or put options may not exceed 25% of the fund's total assets. No more than 5% of the fund's total assets will be committed to premiums when purchasing call or put options.

Hybrid Instruments

Hybrid instruments (a type of potentially high-risk derivative) can combine the characteristics of securities, futures, and options. For example, the principal amount, redemption, or conversion terms of a security could be related to the market price of some commodity, currency, security, or securities index. Such instruments may or may not bear interest or pay dividends. Under certain conditions, the redemption value of a hybrid could be zero.

Hybrids can have volatile prices and limited liquidity, and their use may not be successful.

Operating policy The fund's investments in hybrid instruments are limited to 10% of its total assets.

Currency Derivatives

The fund will normally conduct any foreign currency exchange transactions either on a spot (i.e., cash) basis at the spot rate prevailing in the foreign currency exchange market, or through entering into forward contracts to purchase or sell foreign currencies. The fund will generally not enter into a forward contract with a term greater than one year. The fund may enter into forward currency exchange contracts to "lock in" the U.S. dollar price of a security when it enters into a contract for the purchase or sale of a security denominated in a foreign currency, and when the fund believes that the currency of a particular foreign country may move substantially against another currency, it may enter into a forward contract to sell or buy the former foreign currency.

A fund that invests in foreign securities may attempt to hedge its exposure to potentially unfavorable currency changes. The primary means of doing this is through the use of forward currency exchange contracts, which are contracts between two counterparties to exchange one currency for another on a future date at a specified exchange rate. The fund may also use these instruments to create a synthetic bond, which is issued in one currency with the currency component transformed into another currency. However, futures, swaps, and options on foreign currencies may also be used. In certain circumstances, the fund may use currency derivatives to substitute a different currency for the currency in which the investment is denominated, a strategy known as proxy hedging. If the fund were to engage in any of these foreign currency transactions, it could serve to protect its foreign securities from adverse currency movements relative to the U.S. dollar, although the fund may also use currency derivatives in an effort to gain exposure to a currency expected to appreciate in value versus other currencies. As a result, the fund could be invested in a currency without holding any securities denominated in that currency. Such transactions involve, among other risks, the risk that anticipated currency movements will not occur, which could reduce the fund's total return. There are certain markets, including many emerging markets, where it is not possible to engage in effective foreign currency hedging.

Hedging may result in the application of the mark-to-market and straddle provisions of the Internal Revenue Code. These provisions could result in an increase (or decrease) in the amount of taxable dividends paid by the fund and could affect whether dividends paid by the fund are classified as capital gains or ordinary income.

Investments in Other Investment Companies

The fund may invest in other investment companies, including open-end funds, closed-end funds, and exchange-traded funds.

The fund may purchase the securities of another investment company to temporarily gain exposure to a portion of the market while awaiting the purchase of securities or as an efficient means of gaining exposure to a particular asset class. The fund might also purchase shares of another investment company to gain exposure to the securities in the investment company's portfolio at times when the fund may not be able to buy those securities directly. Any investment in another investment company would be consistent with the fund's objective and investment program.

The risks of owning another investment company are generally similar to the risks of investing directly in the securities in which that investment company invests. However, an investment company may not achieve its investment objective or execute its investment strategy effectively, which may adversely affect the fund's performance. In addition, because closed-end funds and exchange-traded funds trade on a secondary market, their shares may trade at a premium or discount to the actual net asset value of their portfolio securities and their shares may have greater volatility if an active trading market does not exist.

As a shareholder of another investment company, the fund must pay its pro-rata share of that investment company's fees and expenses. The fund's investments in non-T. Rowe Price investment companies are subject to the limits that apply to investments in other funds under the Investment Company Act of 1940 or under any applicable exemptive order.

The fund may also invest in certain other T. Rowe Price Funds as a means of gaining efficient and cost-effective exposure to certain asset classes, provided the investment is consistent with the fund's investment program and policies.

Investments in other investment companies could allow the fund to obtain the benefits of a more diversified portfolio than might otherwise be available through direct investments in a particular asset class, and will subject the fund to the risks associated with the particular asset class or asset classes in which an underlying fund invests. Examples of asset classes in which other mutual funds (including T. Rowe Price Funds) focus their investments include high yield bonds, inflation-linked securities, floating rate loans, international bonds, emerging market bonds, stocks of companies involved in activities related to real assets, stocks of companies that focus on a particular industry or sector, and emerging market stocks. If the fund invests in another T. Rowe Price Fund, the management fee paid by the fund will be reduced to ensure that the fund does not incur duplicate management fees as a result of its investment.

Illiquid Investments

Some of the fund's holdings may be considered illiquid because they may not reasonably be expected to be sold or disposed of in current market conditions in seven calendar days or less without the sale or disposition significantly changing the market value of the investment. The determination of liquidity involves a variety of factors. Illiquid securities may include private placements that are sold directly to a small number of investors, usually institutions. Unlike public offerings, such securities are not registered with the SEC. Although certain of these securities may be readily sold (for example, pursuant to Rule 144A under the Securities Act of 1933) and therefore deemed liquid, others may have resale restrictions and be considered illiquid. The sale of illiquid investments may involve substantial delays and additional costs, and the fund may only be able to sell such investments at prices substantially lower than what it believes they are worth. In addition, the fund's investments in illiquid investments may reduce the returns of the fund because it may

be unable to sell such investments at an advantageous time, which could prevent the fund from taking advantage of other investment opportunities.

Operating policy The fund may not acquire an illiquid investment if, immediately after the acquisition, the fund would have invested more than 15% of its net assets in illiquid investments.

Types of Investment Management Practices

Reserve Position

A certain portion of the fund's assets may be held in reserves. The fund's reserve positions will primarily consist of: (1) shares of a T. Rowe Price internal money market fund or short-term bond fund (which do not charge any management fees); (2) short-term, high-quality U.S. and foreign dollar-denominated money market securities, including repurchase agreements; and (3) U.S. dollar or non-U.S. dollar currencies. In order to respond to adverse market, economic, political, or other conditions, the fund may assume a temporary defensive position that is inconsistent with its principal investment objective and/or strategies and may invest, without limitation, in reserves. If the fund has significant holdings in reserves, it could compromise its ability to achieve its objective. The reserve position provides flexibility in meeting redemptions, paying expenses, and managing cash flows into the fund and can serve as a short-term defense during periods of unusual market volatility. Non-U.S. dollar reserves are subject to currency risk.

Borrowing Money and Transferring Assets

The fund may borrow from banks, other persons, and other T. Rowe Price Funds for temporary or emergency purposes, to facilitate redemption requests, or for other purposes consistent with the fund's policies as set forth in this prospectus and the Statement of Additional Information. Such borrowings may be collateralized with the fund's assets, subject to certain restrictions.

Fundamental policy Borrowings may not exceed 33 $\frac{1}{3}$ % of the fund's total assets. This limitation includes any borrowings for temporary or emergency purposes, applies at the time of the transaction, and continues to the extent required by the Investment Company Act of 1940.

Operating policy The fund will not transfer portfolio securities as collateral except as necessary in connection with permissible borrowings or investments, and then such transfers may not exceed 33 $\frac{1}{3}$ % of its total assets. The fund will not purchase additional securities when its borrowings exceed 5% of its total assets.

Meeting Redemption Requests

We expect that the fund will hold cash or cash equivalents to meet redemption requests. The fund may also use the proceeds from the sale of portfolio securities to meet redemption requests if consistent with the management of the fund. These redemption methods will be used regularly and may also be used in deteriorating or stressed market conditions. The fund reserves the right to pay redemption proceeds with securities from the fund's portfolio rather than in cash (redemptions in-kind), as described under "Large Redemptions." Redemptions in-kind are typically used to meet redemption requests that represent a large percentage of the fund's net assets in order to minimize the effect of large redemptions on the fund and its remaining shareholders. In general, any redemptions in-kind will represent a pro-rata distribution of the fund's securities, subject to certain limited exceptions. Redemptions in-kind may be used regularly in circumstances as described above and may also be used in stressed market conditions.

The fund, along with other T. Rowe Price Funds, is a party to an interfund lending exemptive order received from the SEC that permits the T. Rowe Price Funds to borrow money from and/or lend money to other T. Rowe Price Funds to help the funds meet short-term redemptions and liquidity needs.

During periods of deteriorating or stressed market conditions, when an increased portion of the fund's portfolio may be composed of holdings with reduced liquidity or lengthy settlement periods, or during extraordinary or emergency circumstances, the fund may be more likely to pay redemption proceeds with cash obtained through interfund lending or short-term borrowing arrangements (if available), or by redeeming a large redemption request in-kind.

Lending of Portfolio Securities

The fund may lend its securities to broker-dealers, other institutions, or other persons to earn additional income. Risks include the potential insolvency of the broker-dealer or other borrower that could result in delays in recovering securities and capital losses. Additionally, losses could result from the reinvestment of collateral received on loaned securities in investments that decline in value, default, or do not perform as well as expected.

Fundamental policy The value of loaned securities may not exceed 33 $\frac{1}{3}$ % of the fund's total assets.

Portfolio Turnover

Turnover is an indication of frequency of trading. Each time the fund purchases or sells a security, it incurs a cost. This cost is reflected in the fund's net asset value but not in its operating expenses. The higher the turnover rate, the higher the transaction costs and the greater the impact on the fund's total return. The fund's portfolio turnover rates are shown in the Financial Highlights table.

FINANCIAL HIGHLIGHTS

The Financial Highlights table, which provides information about the fund's financial history, is based on a single share outstanding throughout the periods shown. The table is part of the fund's financial statements, which are included in its annual report and are incorporated by reference into the Statement of Additional Information (available upon request). The financial statements in the annual report were audited by the fund's independent registered public accounting firm, PricewaterhouseCoopers LLP.

FINANCIAL HIGHLIGHTS		For a share outstanding throughout each period				
	Year Ended 12/31/18	12/31/17	12/31/16	12/31/15	12/31/14	
NET ASSET VALUE						
Beginning of period	\$ 17.35	\$ 14.27	\$ 14.67	\$ 15.26	\$ 15.72	
Investment activities						
Net investment income ^{(1) (2)}	0.21	0.17	0.17	0.14	0.15	
Net realized and unrealized gain/loss	(2.67)	3.80	0.14	(0.28)	(0.35)	
Total from investment activities	(2.46)	3.97	0.31	(0.14)	(0.20)	
Distributions						
Net investment income	(0.23)	(0.19)	(0.16)	(0.15)	(0.17)	
Net realized gain	(1.62)	(0.70)	(0.55)	(0.30)	(0.09)	
Total distributions	(1.85)	(0.89)	(0.71)	(0.45)	(0.26)	
NET ASSET VALUE						
End of period	\$ 13.04	\$ 17.35	\$ 14.27	\$ 14.67	\$ 15.26	
Ratios/Supplemental Data						
Total return ^{(2) (3)}	(14.20)%	27.88%	2.13%	(0.90)%	(1.24)%	
Ratios to average net assets: ⁽²⁾						
Gross expenses before waivers/payments by Price Associates	1.00%	1.05%	1.05%	1.05%	1.05%	
Net expenses after waivers/payments by Price Associates	1.00%	1.05%	1.05%	1.05%	1.05%	
Net investment income	1.28%	1.04%	1.15%	0.88%	0.94%	
Portfolio turnover rate	36.3%	34.0%	39.5%	37.3%	45.3%	
Net assets, end of period (in thousands)	\$ 271,207	\$ 382,759	\$ 310,621	\$ 305,031	\$ 329,646	

⁽¹⁾ Per share amounts calculated using average shares outstanding method.

⁽²⁾ Includes the impact of expense-related arrangements with Price Associates.

⁽³⁾ Total return reflects the rate that an investor would have earned on an investment in the fund during each period, assuming reinvestment of all distributions.

DISCLOSURE OF FUND PORTFOLIO INFORMATION

The T. Rowe Price Funds' complete portfolio holdings as of their fiscal year-ends are disclosed in their annual shareholder reports and their complete portfolio holdings as of their fiscal mid-point are disclosed in their semiannual shareholder reports. The annual and semiannual shareholder reports are filed with the SEC and sent to the funds' shareholders within 60 days of the period covered. The shareholder reports are publicly available immediately upon filing with the SEC. Beginning with reporting periods ending on or after March 1, 2019, the T. Rowe Price Funds also publicly disclose their complete portfolio holdings as of their first and third fiscal quarter-ends on Form N-PORT, along with other fund information. Form N-PORT is filed with the SEC each quarter, and the fund's complete portfolio holdings as of its first and third fiscal quarter-ends are made publicly available 60 days after the end of each quarter. Prior to March 1, 2019, the T. Rowe Price Funds disclosed their complete portfolio holdings for their first and third fiscal quarter-ends on Form N-Q, which was filed with the SEC within 60 days of the period covered and made publicly available immediately upon filing with the SEC. Neither Form N-PORT nor Form N-Q is sent to the funds' shareholders. Under certain conditions, the shareholder reports, Form N-PORT, and Form N-Q may include up to 5% of a fund's holdings under the caption "Miscellaneous Securities" without identifying the specific security or issuer. Generally, a holding would not be individually identified if it is determined that its disclosure could be harmful to the fund or its shareholders. A holding will not be excluded for these purposes from a fund's SEC filings for more than one year. The money market funds also file detailed month-end portfolio holdings information on Form N-MFP with the SEC each month. Form N-MFP is publicly available immediately upon filing with the SEC.

In addition, most T. Rowe Price Funds disclose their calendar quarter-end portfolio holdings on **troweprice.com** 15 calendar days after each quarter. At the discretion of the investment adviser, these holdings reports may exclude the issuer name and other information relating to a holding in order to protect the fund's interests and prevent harm to the fund or its shareholders. Private placements and other restricted securities may not be individually identified in the calendar quarter-end holdings on **troweprice.com**, but would be disclosed in any SEC filings. Money market funds also disclose on **troweprice.com** their month-end complete portfolio holdings five business days after each month-end and historical information about the fund's investments for the previous six months, as of the last business day of the preceding month. This information includes, among other things, the percentage of the fund's investments in daily and weekly liquid assets, the fund's weighted average maturity and weighted average life, the fund's market-based net asset value, and the fund's net inflows and outflows. The calendar quarter-end portfolio holdings will remain on the website for one year and the month-end money market fund portfolio holdings will remain on the website for six months. In addition, most T. Rowe Price Funds disclose their 10 largest holdings, along with the percentage of the relevant fund's total assets that each of the 10 holdings represents, on **troweprice.com** on the seventh business day after each month-end. These holdings are listed in numerical order based on such percentages of the fund's assets. Each monthly top 10 list will remain on the website for six months. A description of T. Rowe Price's policies and procedures with respect to the disclosure of portfolio information is available in the Statement of Additional Information.

The following policies and procedures generally apply to the T. Rowe Price Variable Insurance Portfolios, which are T. Rowe Price mutual funds specifically designed to be made available through variable annuity or variable life insurance contracts. For instructions on how to purchase and redeem shares of the funds, you should refer to your insurance contract prospectus.

INVESTING IN T. ROWE PRICE VARIABLE INSURANCE PORTFOLIOS

Shares of the Variable Insurance Portfolios are designed to be offered to insurance company separate accounts established for the purpose of funding variable annuity and variable life insurance contracts. The variable annuity and variable life contract holders or participants are not the shareholders of the funds. Rather, the separate account of the insurance company is the shareholder. The variable annuity and variable life contracts are described in separate prospectuses issued by the insurance companies. The funds assume no responsibility for any insurance company prospectuses or variable annuity or variable life contracts.

Some of the Variable Insurance Portfolios are available only in a single share class, while some of the Variable Insurance Portfolios are also available in a II Class. Shares of the funds are sold and redeemed without the imposition of any sales charges, commissions, or redemption fees, although shares of the II Class are subject to a 12b-1 fee at a rate of up to 0.25% annually. In addition, certain other charges may apply to annuity or life contracts. Those charges are disclosed in the insurance contract prospectus.

Your ability to exchange from these funds into any other T. Rowe Price Fund that serves as an investment option under your insurance contract is governed by the terms of that contract and the insurance contract prospectus, as well as the funds' excessive and short-term trading policy described later in this section.

DISTRIBUTION AND SHAREHOLDER SERVICING FEES

Each II Class has adopted a 12b-1 plan to pay certain expenses associated with the distribution of the fund's shares out of the fund's assets. Each Variable Insurance Portfolio offering II Class shares has adopted a 12b-1 plan under which the II Class may make payments at a rate of up to 0.25% of the class' average daily net assets per year to various insurance companies, their agents, and contract distributors for distribution and servicing of fund shares. These payments may be more or less than the costs incurred by the insurance companies, their agents, and contract distributors. Because the fees are paid from the II Class net assets on an ongoing basis, they will increase the cost of your investment and, over time, could result in your paying more than with other types of sales charges.

In addition, from time to time, T. Rowe Price may make payments from its own resources to eligible insurance companies for recordkeeping and administrative services they provide to a fund for contract holders. These payments may range from 0.15% to 0.25% of the average annual total assets invested by the separate accounts of the insurance company in the fund. All payments described specifically by this paragraph are paid by T. Rowe Price and are not paid directly from the Variable Insurance Portfolios' assets.

PRICING OF SHARES AND TRANSACTIONS

How and When Shares Are Priced

The trade date for your transaction request generally depends on the day and time that your insurance company or T. Rowe Price receives your request and will normally be executed using the next share price calculated after your order is received in correct form by your insurance company or T. Rowe Price or its agent. The share price, also called the net asset value, for each share class of a fund is calculated at the close of trading on the New York Stock Exchange ("NYSE"), which is normally 4 p.m. ET, on each day that the exchange is open for business. Net asset values are not calculated for the funds on days when the NYSE is scheduled to be closed for trading (for example, weekends and certain U.S. national holidays). If the NYSE is unexpectedly closed due to weather or other extenuating circumstances on a day it would typically be open for business, or if the NYSE has an unscheduled early closing on a day it has opened for business, the funds reserve the right to treat such day as a business day and accept purchase and redemption orders and calculate their share price as of the normally scheduled close of regular trading on the NYSE for that day.

To calculate the net asset value, the fund's assets are valued and totaled; liabilities are subtracted; and each class' proportionate share of the balance, called net assets, is divided by the number of shares outstanding of that class. Market values are used to price portfolio holdings for which market quotations are readily available. Market values generally reflect the prices at which securities actually trade or represent prices that have been adjusted based on evaluations and information provided by the fund's pricing services. Investments in other mutual funds are valued at the closing net asset value per share of the mutual fund on the day of valuation. If a market value for a portfolio holding is not available or normal valuation procedures are deemed to be inappropriate, the fund will make a good faith effort to assign a fair value to the holding by taking into account various factors and methodologies that have been approved by the fund's Board. This value may differ from the value the fund receives upon sale of the securities.

Amortized cost is used to price securities held by money market funds and certain short-term debt securities held by other funds. The Government Money Portfolio, which seeks to maintain a stable net asset value of \$1.00, uses the amortized cost method of valuation to calculate its net asset value. Amortized cost allows money market funds to value a holding at the fund's acquisition cost with adjustments for any premiums or discounts, and then round the net asset value per share to the nearest whole cent. The amortized cost method of valuation enables money market funds to maintain a \$1.00 net asset value, but it may also result in periods during which the stated value of a security held by the funds differs from the market-based price the funds would receive if they sold that holding. The current market-based net asset value per share for each business day in the preceding six months is available for the Government Money Portfolio through **troweprice.com**. These market-based net asset values are for informational purposes only and are not used to price transactions.

The funds use various pricing services to provide closing market prices, as well as information used to adjust those prices and to value most fixed income securities. A fund cannot predict how often it will use closing prices and how often it will adjust those prices. As a means of evaluating its fair value process, the fund routinely compares closing market prices, the next day's opening prices in the same markets, and adjusted prices.

Non-U.S. equity securities are valued on the basis of their most recent closing market prices at 4 p.m. ET, except under the following circumstances. Most foreign markets close before 4 p.m. ET. For example, the most recent closing prices for securities traded in certain Asian markets may be as much as 15 hours old at 4 p.m. ET. If a fund determines that developments between the close of a foreign market and the close of the NYSE will, in its judgment, affect the value of some or all of the fund's securities, the fund will adjust the previous closing prices to reflect what it believes to be the fair value of the securities as of 4 p.m. ET. In deciding whether to make these adjustments, the fund reviews a variety of factors, including developments in foreign markets, the performance of U.S. securities markets, and the performance of instruments trading in U.S. markets that represent foreign securities and baskets of foreign securities.

A fund may also fair value certain securities or a group of securities in other situations—for example, when a particular foreign market is closed but the fund is open. For a fund that has investments in securities that are primarily listed on foreign exchanges that trade on weekends or other days when the fund does not price its shares, the fund's net asset value may change on days when shareholders will not be able to purchase or redeem the fund's shares. If an event occurs that affects the value of a security after the close of the market, such as a default of a commercial paper issuer or a significant move in short-term interest rates, a fund may make a price adjustment depending on the nature and significance of the event. The funds also evaluate a variety of factors when assigning fair values to private placements and other restricted securities. Other mutual funds may adjust the prices of their securities by different amounts or assign different fair values from the fair value that the fund assigns to the same security.

How the Trade Date Is Determined

The insurance companies purchase shares of the fund for their separate accounts, using premiums allocated by the contract holders or participants. Shares are purchased at the net asset value next determined after the insurance company receives the premium payment in correct form. Initial and subsequent payments allocated to the fund are subject to the limits stated in the insurance contract prospectus issued by the insurance company.

The insurance companies redeem shares of the fund to make benefit or surrender payments under the terms of their contracts. Redemptions are processed on any day on which the NYSE is open and are priced at the fund's net asset value next determined after the insurance company receives a surrender request in acceptable form.

The funds have authorized certain insurance companies, financial intermediaries, or their designees to accept orders to buy or sell fund shares on their behalf. Generally, when insurance companies receive an order in correct form, the order is considered as being placed with the fund and shares will be bought or sold at the net asset value next calculated after the order is received by the insurance company. The insurance company or financial intermediary must transmit the order to T. Rowe Price or its agent and pay for such shares in accordance with the agreement with T. Rowe Price, or the order may be canceled and the insurance company or financial

intermediary could be held liable for the losses. If the fund does not have such an agreement in place with your insurance company or financial intermediary, T. Rowe Price or its agent must receive the request in correct form from your insurance company or financial intermediary by the close of the NYSE in order for your transaction to be priced at that business day's net asset value.

Note: The time at which transactions and shares are priced and the time until which orders are accepted may be changed in case of an emergency or if the NYSE closes at a time other than 4 p.m. ET. The funds reserve the right to not treat an unscheduled intraday disruption or closure in NYSE trading as a closure of the NYSE and still accept transactions and calculate their net asset value as of 4 p.m. ET.

GENERAL POLICIES RELATING TO TRANSACTIONS

Purchasing Shares

All initial and subsequent investments by insurance companies or financial intermediaries are typically made by bank wire or electronic payment. There is no assurance that the share price for the purchase will be the same day the wire was initiated. The Variable Insurance Portfolios do not require a particular minimum amount for initial or subsequent purchases. However, you should check with your insurance company to determine if a minimum applies to your investment. Purchases by financial intermediaries are typically initiated through the National Securities Clearing Corporation or by calling Financial Institution Services.

When authorized by the fund, certain financial institutions purchasing fund shares on behalf of customers through T. Rowe Price Financial Institution Services may place a purchase order unaccompanied by payment. Payment for these shares must be received by the time designated by the fund (not to exceed the period established for settlement under applicable regulations). If payment is not received by this time, the order may be canceled. The financial institution is responsible for any costs or losses incurred by the fund or T. Rowe Price if payment is delayed or not received.

U.S. Dollars All purchases must be paid for in U.S. dollars.

Nonpayment Purchases may be canceled for any orders that are not paid in full. The purchaser may be responsible for any losses or expenses incurred by the fund or its transfer agent, and the fund can redeem shares as reimbursement. The funds and their agents have the right to reject or cancel any purchase due to nonpayment.

Redeeming Shares

Unless otherwise indicated, redemption proceeds will be sent via bank wire to the insurance company's or financial intermediary's designated bank. Redemptions are typically initiated through the National Securities Clearing Corporation or by calling Financial Institution Services. Normally, the fund transmits proceeds to insurance companies and financial intermediaries for redemption orders received in correct form on either the next business day or second business day after receipt of the order, depending on the arrangement with the insurance company or financial intermediary. You may want to contact your insurance company about procedures for receiving your redemption proceeds under your insurance contract.

Please note that certain purchase and redemption requests initiated through the National Securities Clearing Corporation may be rejected, and in such instances, the transaction must be placed by contacting Financial Institution Services.

Large Redemptions Large redemptions can adversely affect a portfolio manager's ability to implement a fund's investment strategy by causing the premature sale of securities that would otherwise be held longer. Therefore, the fund reserves the right (without prior notice) to redeem in-kind. In general, any redemptions in-kind will represent a pro-rata distribution of a fund's securities, subject to certain limited exceptions. The redeeming shareholder or account will be responsible for disposing of the securities, and the shareholder or account will be subject to the risks that the value of the securities could decline prior to their sale, the securities could be difficult to sell, and brokerage fees could be incurred. If a shareholder or account owner continues to hold the securities, he or she may be subject to any ownership restrictions imposed by the issuers. For example, real estate investment trusts often impose ownership restrictions on their equity securities.

Delays in Sending Redemption Proceeds The T. Rowe Price Variable Insurance Portfolios typically expect that redemption requests will be paid out to redeeming shareholders by the business day following the receipt of a redemption request that is in correct form. Proceeds sent by wire are typically credited to the insurance company's or financial intermediary's designated bank the next business day after the redemption. However, under certain circumstances, and when deemed to be in a fund's best interests, proceeds may not be sent for up to seven calendar days after receipt of a valid redemption order (for example, during periods of deteriorating or

stressed market conditions or during extraordinary or emergency circumstances). In addition, under certain limited circumstances, the Board of Directors of a money market fund may elect to permanently suspend redemptions in order to facilitate an orderly liquidation of the money market fund (subject to any additional liquidation requirements).

Under certain limited circumstances, the Board of Directors of a money market fund may elect to permanently suspend redemptions in order to facilitate an orderly liquidation of the money market fund (subject to any additional liquidation requirements).

Excessive and Short-Term Trading

T. Rowe Price may bar excessive and short-term traders from purchasing shares.

Excessive transactions and short-term trading can be harmful to fund shareholders in various ways, such as disrupting a fund's portfolio management strategies, increasing a fund's trading costs, and negatively affecting its performance. Short-term traders in funds that invest in foreign securities may seek to take advantage of developments overseas that could lead to an anticipated difference between the price of the funds' shares and price movements in foreign markets. While there is no assurance that T. Rowe Price can prevent all excessive and short-term trading, the Boards of the T. Rowe Price Funds have adopted the following trading limits that are designed to deter such activity and protect the funds' shareholders. The funds may revise their trading limits and procedures at any time as the Boards deem necessary or appropriate to better detect short-term trading that may adversely affect the funds, to comply with applicable regulatory requirements, or to impose additional or alternative restrictions. The excessive and short-term trading policy for the T. Rowe Price Funds applies to contract holders notwithstanding any provisions in your insurance contract.

Subject to certain exceptions, each T. Rowe Price Fund restricts a shareholder's purchases (including through exchanges) into a fund account for a period of 30 calendar days after the shareholder has redeemed or exchanged out of that same fund account (the "30-Day Purchase Block"). The calendar day after the date of redemption is considered Day 1 for purposes of computing the period before another purchase may be made.

General Exceptions As of the date of this prospectus, the following types of transactions generally are not subject to the 30-Day Purchase Block (certain of these exceptions are not applicable to Variable Insurance Portfolios):

- Shares purchased or redeemed in money market funds and ultra short-term bond funds;
- Shares purchased or redeemed through a systematic purchase or withdrawal plan;
- Checkwriting redemptions from bond funds and money market funds;
- Shares purchased through the reinvestment of dividends or capital gain distributions;
- Shares redeemed automatically by a fund to pay fund fees or shareholder account fees;
- Transfers and changes of account registration within the same fund;
- Shares purchased by asset transfer or direct rollover;
- Shares purchased or redeemed through IRA conversions and recharacterizations;
- Shares redeemed to return an excess contribution from a retirement account;
- Transactions in Section 529 college savings plans;
- Certain transactions in defined benefit and nonqualified plans, subject to prior approval by T. Rowe Price;
- Shares converted from one share class to another share class in the same fund;
- Shares of T. Rowe Price Funds that are purchased by another T. Rowe Price Fund, including shares purchased by T. Rowe Price fund-of-funds products, and shares purchased by discretionary accounts managed by T. Rowe Price or one of its affiliates (please note that shareholders of the investing T. Rowe Price Fund are still subject to the policy);
- Transactions initiated by the trustee or adviser to a donor-advised charitable gift fund as approved by T. Rowe Price; and
- Transactions having a value of \$5,000 or less (insurance companies and financial intermediaries may apply the excessive and short-term trading policy to transactions of any amount).

Transactions in certain rebalancing, asset allocation, wrap, and other advisory programs, as well as non-T. Rowe Price fund-of-funds products, may also be exempt from the 30-Day Purchase Block, subject to prior written approval by T. Rowe Price.

In addition to restricting transactions in accordance with the 30-Day Purchase Block, T. Rowe Price may, in its discretion, reject (or instruct an intermediary or insurance company to reject) any purchase or exchange into a fund from a person (which includes individuals and entities) whose trading activity could disrupt the management of the fund or dilute the value of the fund's shares, including trading by persons acting collectively (for example, following the advice of a newsletter). Such persons may be barred, without prior notice, from further purchases of T. Rowe Price Funds for a period longer than 30 calendar days, or permanently.

Omnibus Accounts Financial intermediaries and insurance companies may maintain their underlying accounts directly with the fund, although they often establish an omnibus account (one account with the fund that represents multiple underlying shareholder accounts or underlying contract holder accounts) in the fund on behalf of their customers. When insurance companies establish omnibus accounts in the T. Rowe Price Funds, T. Rowe Price is not able to monitor the trading activity by underlying contract holders. However, T. Rowe Price monitors aggregate trading activity at the insurance company (omnibus account) level in an attempt to identify activity that indicates potential excessive or short-term trading. If it detects suspicious trading activity, T. Rowe Price will contact the insurance company and may request personal identifying information and transaction histories for some or all of the underlying contract holders. If T. Rowe Price believes that excessive or short-term trading has occurred and there is no exception for such trades under the funds' Excessive and Short-Term Trading Policy previously described, it will instruct the insurance company to impose restrictions to discourage such practices and take appropriate action with respect to the underlying contract holder, including restricting purchases for 30 calendar days or longer. There is no assurance that T. Rowe Price will be able to properly enforce its excessive and short-term trading policy for omnibus accounts. Because T. Rowe Price generally relies on intermediaries and insurance companies to provide information and impose restrictions for omnibus accounts, its ability to monitor and deter excessive trading will be dependent upon the intermediaries' and insurance companies' timely performance of their responsibilities.

T. Rowe Price may allow a financial intermediary or insurance company to maintain restrictions on trading in the T. Rowe Price Funds that differ from the 30-Day Purchase Block. An alternative excessive and short-term trading policy would be acceptable to T. Rowe Price if it believes that the policy would provide sufficient protection to the T. Rowe Price Funds and their shareholders that is consistent with the excessive and short-term trading policy adopted by the funds' Boards.

The terms of your insurance contract may further restrict your ability to trade between investment options available under your contract. You should carefully review your insurance contract or consult with your insurance company directly to determine the trading policy, as well as any rules or conditions on transactions that will apply to your trades in the T. Rowe Price Funds and any other investment options available under your contract.

There is no guarantee that T. Rowe Price will be able to identify or prevent all excessive or short-term trades or trading practices.

Responsibility for Unauthorized Transactions

T. Rowe Price and its agents use procedures reasonably designed to confirm that telephone, electronic, and other instructions are genuine. These procedures include recording telephone calls, requiring personalized security codes or certain identifying information for inquiries and requests, and requiring Medallion signature guarantees for certain transactions and account changes. If T. Rowe Price and its agents follow these procedures, they are not responsible for any losses that may occur due to unauthorized instructions. In addition, you should verify the accuracy of transactions immediately after you receive confirmation of them and notify T. Rowe Price of any inaccuracies.

Fund Operations and Shareholder Services

T. Rowe Price and The Bank of New York Mellon, subject to the oversight of T. Rowe Price, each provide certain accounting services to the T. Rowe Price Funds. T. Rowe Price Services, Inc., acts as the transfer agent and dividend disbursing agent and provides shareholder and administrative services to the funds. These companies receive compensation from the funds for their services. These fees are included in a fund's financial statements.

INFORMATION ON DISTRIBUTIONS AND TAXES

Each fund intends to qualify to be treated each year as a regulated investment company under Subchapter M of the Internal Revenue Code of 1986, as amended (the "Code"). In order to qualify, a fund must satisfy certain income, diversification, and distribution requirements. A regulated investment company is not subject to U.S. federal income tax at the portfolio level on income and gains from investments that are distributed to shareholders. However, if a fund were to fail to qualify as a regulated investment company, and was ineligible to or otherwise did not cure such failure, the result would be fund-level taxation and, consequently, a reduction in income available for distribution to the fund's shareholders.

For a discussion of the tax status of your variable annuity contract, please refer to the insurance contract prospectus. Any tax forms applicable to your investment will be provided to you by your insurance company.

The policy of the funds is to distribute, to the extent possible, all net investment income and realized capital gains to its shareholders, which are the various insurance companies that have established separate accounts in connection with their issuance of variable

annuity and variable life contracts. Any dividends from net investment income are declared daily and paid monthly for the Limited-Term Bond and Government Money Portfolios; declared and paid quarterly for the Equity Income, Equity Index 500, and Personal Strategy Balanced Portfolios; and declared and paid annually for all other Variable Insurance Portfolios. Shares of the Limited-Term Bond and Government Money Portfolios will normally earn dividends through the date of redemption. The funds do not pay dividends in fractional cents. Any dividend amount earned for a particular day on all shares held that is one-half of one cent or greater (for example, \$0.016) will be rounded up to the next whole cent (\$0.02), and any amount that is less than one-half of one cent (for example, \$0.014) will be rounded down to the nearest whole cent (\$0.01). Please note that if the dividend payable on all shares held is less than one-half of one cent for a particular day, no dividend will be earned for that day.

If a fund has net capital gains for the year (after subtracting any capital losses), they are usually declared and paid in December. If a second distribution is necessary, it is paid the following year.

All fund distributions made to a separate account will be reinvested automatically in additional fund shares, unless a shareholder (separate account) elects to receive distributions in cash. Under current law, dividends and distributions made by the fund to separate accounts are generally not taxable to the separate accounts, the insurance company, or the contract holder, provided that the separate account meets the diversification requirements of Code Section 817(h) and other tax-related requirements are satisfied. Each of the Variable Insurance Funds intends to diversify its investments in the manner required under Code Section 817(h).

RIGHTS RESERVED BY THE FUNDS

T. Rowe Price Funds and their agents, in their sole discretion, reserve the following rights: (1) to waive or lower investment minimums; (2) to accept initial purchases by telephone; (3) to refuse any purchase or exchange order; (4) to cancel or rescind any purchase or exchange order placed through an intermediary no later than the business day after the order is received by the intermediary (including, but not limited to, orders deemed to result in excessive trading, market timing, or 5% ownership); (5) to cease offering fund shares at any time to all or certain groups of investors; (6) to freeze any account and suspend account services when notice has been received of a dispute regarding the ownership of the account, or a legal claim against an account, upon initial notification to T. Rowe Price of a shareholder's death until T. Rowe Price receives required documentation in correct form, or if there is reason to believe a fraudulent transaction may occur; (7) to otherwise modify the conditions of purchase and modify or terminate any services at any time; (8) to waive any wire fees charged to a group of shareholders; (9) to act on instructions reasonably believed to be genuine; (10) to involuntarily redeem an account at the net asset value calculated the day the account is redeemed, in cases of threatening conduct, suspected fraudulent or illegal activity, or if the fund or its agent is unable, through its procedures, to verify the identity of the person(s) or entity opening an account; and (11) for the money market funds, to suspend redemptions to facilitate an orderly liquidation.

In an effort to protect T. Rowe Price Funds from the possible adverse effects of a substantial redemption in a large account, as a matter of general policy, no contract holder or participant or group of contract holders or participants controlled by the same person or group of persons will knowingly be permitted to purchase in excess of 5% of the outstanding shares of the fund, except upon approval by the fund's management.

A Statement of Additional Information for the T. Rowe Price family of funds, which includes additional information about the funds, has been filed with the SEC and is incorporated by reference into this prospectus. Further information about fund investments, including a review of market conditions and the manager's recent investment strategies and their impact on performance during the past fiscal year, is available in the annual and semiannual shareholder reports. To obtain free copies of any of these documents, or for shareholder inquiries, contact your insurance company. Certain documents and updated performance information are available through troweprice.com.

Fund reports and other fund information are available on the EDGAR Database on the SEC's Internet site at <http://www.sec.gov>. Copies of this information may be obtained, after paying a duplicating fee, by electronic request at publicinfo@sec.gov.

T.RowePrice®

1940 Act File No. 811-07145
E301-040 5/1/19



Prospectus

May 1, 2019

T. ROWE PRICE

Mid-Cap Growth Portfolio

Mid-Cap Growth Portfolio

Mid-Cap Growth Portfolio—II Class

The fund is only available as an investment option for variable annuity and variable life insurance contracts.

The Securities and Exchange Commission (SEC) has not approved or disapproved these securities or passed upon the adequacy of this prospectus. Any representation to the contrary is a criminal offense.

Table of Contents

1	SUMMARY	
	Mid-Cap Growth Portfolio	1
2	MORE ABOUT THE FUND	
	Organization and Management	5
	More Information About the Fund's Principal Investment Strategies and Its Principal Risks	6
	Investment Policies and Practices	9
	Financial Highlights	13
	Disclosure of Fund Portfolio Information	15
3	T. ROWE PRICE ACCOUNT INFORMATION	
	Investing in T. Rowe Price Variable Insurance Portfolios	17
	Distribution and Shareholder Servicing Fees	17
	Pricing of Shares and Transactions	17
	General Policies Relating to Transactions	19
	Information on Distributions and Taxes	21
	Rights Reserved by the Funds	22

Investment Objective

The fund seeks to provide long-term capital appreciation by investing in mid-cap stocks with potential for above-average earnings growth.

Fees and Expenses

This table describes the fees and expenses that you may pay if you buy and hold shares of the fund. There may be additional expenses that apply, as described in your insurance contract prospectus, which are not reflected in the table.

Fees and Expenses of the Fund

	Portfolio	Portfolio—II Class
	Annual fund operating expenses (expenses that you pay each year as a percentage of the value of your investment)	
Management fees	0.85% ^a	0.85% ^a
Distribution and service (12b-1) fees	—	0.25
Other expenses	—	—
Total annual fund operating expenses	0.85	1.10
Fee waiver/expense reimbursement	(0.01) ^{a,b}	(0.01) ^{a,b}
Total annual fund operating expenses after fee waiver/expense reimbursement	0.84^{a,b}	1.09^{a,b}

^a T. Rowe Price Associates, Inc., has agreed (at least through April 30, 2020) to waive a portion of the fund's management fees in order to limit the fund's management fees to 0.84% of the fund's average daily net assets. Thereafter, this agreement will automatically renew for one-year terms unless terminated by the fund's Board of Directors. Fees waived and expenses paid under this agreement are not subject to reimbursement to T. Rowe Price Associates, Inc., by the fund.

^b Restated to reflect current fees.

Example This example is intended to help you compare the cost of investing in the fund with the cost of investing in other mutual funds. The example assumes that you invest \$10,000 in the fund for the time periods indicated and then redeem all of your shares at the end of those periods, that your investment has a 5% return each year, and that the fund's operating expenses remain the same. The example also assumes that an expense limitation arrangement currently in place is not renewed; therefore, the figures have been adjusted to reflect fee waivers or expense reimbursements only in the periods for which the expense limitation arrangement is expected to continue. Although your actual costs may be higher or lower, based on these assumptions your costs would be:

	1 year	3 years	5 years	10 years
Portfolio	\$86	\$270	\$470	\$1,048
Portfolio—II Class	111	349	606	1,341

Portfolio Turnover The fund pays transaction costs, such as commissions, when it buys and sells securities (or "turns over" its portfolio). A higher portfolio turnover rate may indicate higher transaction costs and may result in higher taxes when the fund's shares are held in a taxable account. These costs, which are not reflected in annual fund operating expenses or in the example, affect the fund's performance. During the most recent fiscal year, the fund's portfolio turnover rate was 24.6% of the average value of its portfolio.

Investments, Risks, and Performance

Principal Investment Strategies The fund will normally invest at least 80% of its net assets (including any borrowings for investment purposes) in a diversified portfolio of common stocks of mid-cap companies whose earnings T. Rowe Price expects to grow at a faster rate than the average company. The fund defines mid-cap companies as those whose market capitalization (number of shares outstanding multiplied by share price) falls within the range of either the S&P MidCap 400[®] Index or the Russell Midcap[®] Growth Index. As of December 31, 2018, the market capitalization ranges for the S&P MidCap 400[®] Index and the Russell Midcap[®] Growth Index were approximately \$1.1 billion to \$22.7 billion, and \$1.6 billion to \$35.6 billion, respectively. The market capitalization of the

companies in the fund's portfolio and the S&P and Russell indices changes over time; the fund will not automatically sell or cease to purchase stock of a company it holds just because the company's market capitalization grows or falls outside these ranges.

As "growth" investors, the fund's manager believes that when a company's earnings grow faster than both inflation and the overall economy, the market will eventually reward it with a higher stock price.

In selecting investments, we generally favor companies with one or more of the following:

- proven products or services;
- a record of above-average earnings growth;
- demonstrated potential to sustain earnings growth;
- connection to an industry experiencing increasing demand; or
- stock prices that appear to undervalue their growth prospects.

In pursuing its investment objective, the fund has the discretion to deviate from its normal investment criteria. These situations might arise when the adviser believes a security could increase in value for a variety of reasons, including an extraordinary corporate event, a new product introduction or innovation, a favorable competitive development, or a change in management.

While most assets will typically be invested in U.S. common stocks, the fund may invest in foreign stocks in keeping with the fund's objective.

The fund may sell securities for a variety of reasons, such as to secure gains, limit losses, or redeploy assets into more promising opportunities.

Principal Risks As with any mutual fund, there is no guarantee that the fund will achieve its objective. The fund's share price fluctuates, which means you could lose money by investing in the fund. The principal risks of investing in this fund are summarized as follows:

Active management risks The investment adviser's judgments about the attractiveness, value, or potential appreciation of the fund's investments may prove to be incorrect. The fund could underperform other funds with a similar benchmark or similar objectives and investment strategies if the fund's overall investment selections or strategies fail to produce the intended results.

Risks of U.S. stock investing Common stocks generally fluctuate in value more than bonds and may decline significantly over short time periods. There is a chance that stock prices overall will decline because stock markets tend to move in cycles, with periods of rising and falling prices. The value of a stock in which the fund invests may decline due to general weakness in the U.S. stock market, such as when the U.S. financial markets decline, or because of factors that affect a particular company or industry.

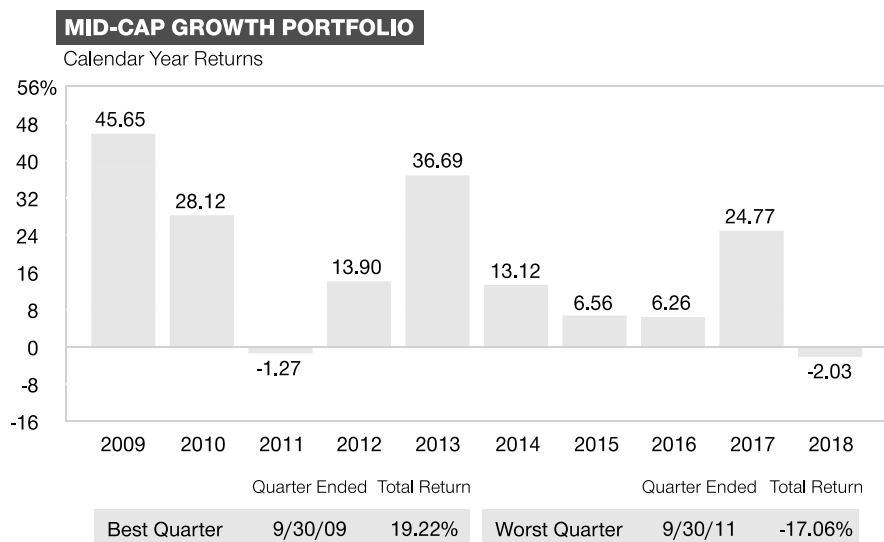
Mid-cap stock risks Investing primarily in issuers within the same market capitalization category carries the risk that the category may be out of favor due to current market conditions or investor sentiment. Because the fund invests primarily in securities issued by mid-cap companies, it is likely to be more volatile than a fund that focuses on securities issued by large companies. Medium-sized companies may have less seasoned management, narrower product lines, and less capital reserves and liquidity than larger companies, and are therefore more sensitive to economic, market, and industry changes.

Investment style risks Different investment styles tend to shift in and out of favor depending on market conditions and investor sentiment. The fund's growth approach to investing could cause it to underperform other stock funds that employ a different investment style. Growth stocks tend to be more volatile than certain other types of stocks, and their prices may fluctuate more dramatically than the overall stock market. A stock with growth characteristics can have sharp price declines due to decreases in current or expected earnings and may lack dividends that can help cushion its share price in a declining market.

Foreign investing risks The fund's investments in foreign holdings may be adversely affected by local, political, social, and economic conditions overseas, greater volatility, reduced liquidity, or decreases in foreign currency values relative to the U.S. dollar. These risks are heightened for the fund's investments in emerging markets, which are more susceptible to governmental interference, less efficient trading markets, and the imposition of local taxes or restrictions on gaining access to the fund's investments.

Performance The following performance information provides some indication of the risks of investing in the fund. The fund's performance information represents only past performance and is not necessarily an indication of future results.

The following bar chart illustrates how much returns can differ from year to year by showing calendar year returns and the best and worst calendar quarter returns during those years for the fund's Portfolio Class. Returns for other share classes vary since they have different expenses.



The following table shows the average annual total returns for each class of the fund that has been in operation for at least one full calendar year, and also compares the returns with the returns of a relevant broad-based market index, as well as with the returns of one or more comparative indexes that have investment characteristics similar to those of the fund, if applicable.

Average Annual Total Returns

	Periods ended December 31, 2018			Inception date
	1 Year	5 Years	10 Years	
Portfolio	-2.03 %	9.38 %	16.21 %	12/31/1996
Portfolio—II Class	-2.30	9.10	15.92	04/30/2002
Russell Midcap [®] Growth Index (reflects no deduction for fees, expenses, or taxes)	-4.75	7.42	15.12	
Lipper Variable Annuity Underlying Mid-Cap Growth Funds Average	-4.03	6.36	13.78	

Updated performance information is available through troweprice.com.

Management

Investment Adviser T. Rowe Price Associates, Inc. (T. Rowe Price or Price Associates)

Portfolio Manager	Title	Managed Fund Since	Joined Investment Adviser
Brian W.H. Berghuis	Chairman of Investment Advisory Committee	1996	1985

Purchase and Sale of Fund Shares

Subject to certain exceptions, the fund is currently closed to new contract holders and new insurance company relationships. You should check with your insurance company to determine your eligibility to purchase shares of the fund, although any contract holders currently invested in the fund generally may continue to purchase fund shares of the fund.

The fund is not sold directly to the general public but is instead offered as an underlying investment option for variable annuity or variable life insurance contracts. Although the fund does not require a minimum amount for initial or subsequent purchases from insurance companies, your insurance company may impose investment minimums for your purchases of the fund.

You may purchase, redeem, or exchange shares of the fund on any day the New York Stock Exchange is open for business. You must purchase, redeem, and exchange shares through your insurance company.

Tax Information

The fund distributes any dividends and capital gains to its shareholders, which are the insurance company separate accounts that sponsor your variable annuity or variable life insurance contract. Variable product owners seeking to understand the tax consequences of their investment, including redemptions of fund shares and the impact of dividend and capital gains distributions by the fund, should consult with the insurance company that issued their variable product or refer to their variable annuity or variable life insurance contract prospectus.

Payments to Insurance Companies, Broker-Dealers, and Other Financial Intermediaries

The fund is generally available only through variable annuity or variable life insurance contracts. The fund and/or its related companies may make payments to a sponsoring insurance company or other financial intermediary for the sale of fund shares and related services. These payments may create a conflict of interest by influencing the insurance company or other financial intermediary to recommend the fund over another investment option or by influencing an insurance company to include the fund as an underlying investment option in a variable contract. The prospectus (or other offering document) for your variable contract may contain additional information about these payments. Ask your insurance company or financial intermediary, or visit your insurance company's or financial intermediary's website, for more information.

ORGANIZATION AND MANAGEMENT

How is the fund organized?

T. Rowe Price Equity Series, Inc. (the “Corporation”) was incorporated in Maryland in 1994. Currently, the Corporation consists of seven series, each representing a separate pool of assets with different investment objectives and investment policies.

The Mid-Cap Growth Portfolio is managed in a manner similar to the T. Rowe Price Mid-Cap Growth Fund, a fund with the same objective and investment program as the Mid-Cap Growth Portfolio but offered to the general public and not to insurance company separate accounts. However, investors should be aware that the Mid-Cap Growth Portfolio is not the same as the T. Rowe Price Mid-Cap Growth Fund and will not have the same performance. Investments made by the Mid-Cap Growth Portfolio at any given time may not be the same as those made by the T. Rowe Price Mid-Cap Growth Fund. Different performance will result due to factors such as differences in the cash flows into and out of the funds, different fees and expenses, and differences in net assets and size of holdings.

What is meant by “shares”?

Contract holders and participants indirectly (through the insurance company separate account) purchase shares when they put money in a fund offered as an investment option in their insurance contracts. These shares are part of the fund’s authorized capital stock, but share certificates are not issued.

Each share and fractional share entitles the shareholder (the insurance company separate account) to cast one vote per share on certain fund matters, including the election of fund directors, changes in fundamental policies, or approval of material changes to the fund’s investment management agreement.

The shares of the fund have equal voting rights. The various insurance companies own the outstanding shares of the fund in their separate accounts. These separate accounts are registered under the Investment Company Act of 1940 or are exempted from registration thereunder. Under current law, the insurance companies must vote the shares held in registered separate accounts in accordance with voting instructions received from variable contract holders or participants having the right to give such instructions.

Does the fund have annual shareholder meetings?

The mutual funds that are sponsored and managed by T. Rowe Price (the “T. Rowe Price Funds”) are not required to hold regularly scheduled shareholder meetings. To avoid unnecessary costs to the funds’ shareholders, shareholder meetings are only held when certain matters, such as changes in fundamental policies or elections of directors, must be decided. In addition, shareholders representing at least 10% of all eligible votes may call a special meeting for the purpose of voting on the removal of any fund director. If a meeting is held and you cannot attend, you can vote by proxy. Before the meeting, the insurance company will send or make available to you the fund’s proxy materials that explain the matters to be decided and include instructions on voting by mail, telephone, or the Internet.

Who runs the fund?

General Oversight

The fund is governed by a Board of Directors (the “Board”) that meets regularly to review the fund’s investments, performance, expenses, and other business affairs. The Board elects the fund’s officers. At least 75% of Board members are independent of T. Rowe Price and its affiliates (the “Firm”).

Investment Adviser

T. Rowe Price is the fund’s investment adviser and oversees the selection of the fund’s investments and management of the fund’s portfolio pursuant to an investment management agreement between the investment adviser and the fund. T. Rowe Price is an SEC-registered investment adviser that provides investment management services to individual and institutional investors, and sponsors and serves as adviser and subadviser to registered investment companies, institutional separate accounts, and common trust funds. The address for T. Rowe Price is 100 East Pratt Street, Baltimore, Maryland 21202. As of December 31, 2018, the Firm had approximately \$962 billion in assets under management and provided investment management services for more than 7 million individual and institutional investor accounts.

Portfolio Management

T. Rowe Price has established an Investment Advisory Committee with respect to the fund. The committee chairman has day-to-day responsibility for managing the fund's portfolio and works with the committee in developing and executing the fund's investment program. The members of the committee are as follows: Brian W.H. Berghuis, Chairman, Kennard W. Allen, Ziad Bakri, Shawn T. Driscoll, Donald J. Easley, Joseph B. Fath, Ian C. McDonald, Jason Nogueira, Vivek Rajeswaran, Joshua K. Spencer, John F. Wakeman, Justin P. White, and Ashley R. Woodruff. The following information provides the year that the chairman (portfolio manager) first joined the Firm and the chairman's specific business experience during the past five years (although the chairman may have had portfolio management responsibilities for a longer period). Mr. Berghuis has been chairman of the committee since the fund's inception in 1996. He joined the Firm in 1985 and his investment experience dates from 1983. He has served as a portfolio manager with the Firm throughout the past five years. The Statement of Additional Information provides additional information about the portfolio manager's compensation, other accounts managed by the portfolio manager, and the portfolio manager's ownership of fund shares.

The Management Fee

The fund pays the investment adviser an annual all-inclusive management fee of 0.85% based on the fund's average daily net assets. The management fee is calculated and accrued daily and it includes investment management services and ordinary, recurring operating expenses, but does not cover interest; expenses related to borrowing, taxes, and brokerage and other transaction costs; or nonrecurring, extraordinary expenses. Through at least April 30, 2020, T. Rowe Price has contractually agreed to waive a portion of the management fee it is entitled to receive from the fund in order to limit the fund's management fee rate to 0.84% of the fund's average daily net assets. Thereafter, this agreement will automatically renew for one-year terms unless terminated by the fund's Board. Any fees waived and expenses paid under this agreement are not subject to reimbursement to T. Rowe Price by the fund.

A discussion about the factors considered by the Board and its conclusions in approving the fund's investment management agreement (and any subadvisory agreement, if applicable) appear in the fund's semiannual report to contract holders for the period ended June 30.

Variable Annuity Contracts and Variable Life Insurance Charges

Variable annuity and variable life fees and charges imposed on contract holders and participants by the insurance companies are in addition to those described previously and are described in the variable annuity and variable life contract prospectuses.

Variable Annuity Contracts and Variable Life Insurance Conflicts

The fund may serve as an investment medium for both variable annuity contracts and variable life insurance policies. Shares of the fund may be offered to separate accounts established by any number of insurance companies. The fund currently does not foresee any disadvantages to variable annuity contract owners due to the fact that the fund may serve as an investment medium for both variable life insurance policies and annuity contracts; however, due to differences in tax treatment or other considerations, it is theoretically possible that the interests of owners of annuity contracts and insurance policies for which the fund serves as an investment medium might at some time be in conflict. The fund's Board is required to monitor events to identify any material conflicts between variable annuity contract owners and variable life policy owners, and will determine what action, if any, should be taken in the event of such a conflict. If such a conflict were to occur, an insurance company participating in the fund might be required to redeem the investment of one or more of its separate accounts from the fund. This might force the fund to sell securities at disadvantageous prices.

MORE INFORMATION ABOUT THE FUND'S PRINCIPAL INVESTMENT STRATEGIES AND ITS PRINCIPAL RISKS

The fund is currently closed to new contract holders of participating insurance companies and is not accepting investments from new insurance company relationships, including new separate accounts and new insurance products of participating insurance companies that are not currently using the fund as an investment option.

Generally, existing contract holders through participating insurance companies will be able to purchase shares where the fund is an investment option under your variable annuity or variable life insurance contract. However, you should check with your insurance company to confirm your eligibility.

The fund's closure to new investors does not restrict existing contract holders from redeeming shares of the fund. However, any contract holders who redeem all fund shares should check with their insurance company to determine if they will be permitted to purchase additional fund shares.

The fund reserves the right, when in the judgment of T. Rowe Price it is not adverse to the fund's interests, to permit certain contract holders to open new accounts/contracts in the portfolio, to impose further restrictions, or to close the fund to any additional investments or to new contract holders at an earlier date, all without prior notice.

Consider your investment goals, your time horizon for achieving them, and your tolerance for risk. If you can accept the greater risk of investing in mid-cap growth companies in an effort to achieve capital appreciation, the fund could be an appropriate part of your overall investment strategy. This fund should not represent your complete investment program or be used for short-term trading purposes.

Equity investors should have a long-term investment horizon and be willing to wait out bear markets.

Mid-cap companies may offer greater potential for capital appreciation than large companies because of their higher growth rates. Since mid-cap stocks are usually less actively followed by securities analysts, they could be undervalued by the market, providing opportunities for investors.

Mid-cap companies are often in the earlier phase of their life cycles, but are no longer considered new or emerging. By being more focused in their business activities, these companies may be more responsive and better able to adapt to the changing needs of their markets than larger companies. Mid-cap companies also tend to have greater resources, and therefore generally represent less risk, than small companies. They are usually mature enough to have established organizational structures and the depth of management needed to expand their operations. In addition, they generally have sufficient financial resources and access to capital to finance their growth.

Thomas Rowe Price, Jr., pioneered the growth stock theory of investing around 80 years ago. It is based on the premise that inflation represents a more serious long-term threat to an investor's portfolio than stock market fluctuations or recessions. Mr. Price believed that when a company's earnings grow faster than both inflation and the economy in general, the market will eventually reward its long-term earnings growth with a higher stock price. However, investors should be aware that, during periods of adverse economic and market conditions, stock prices may fall despite favorable earnings trends.

Growth investors look for companies with above-average earnings gains.

As with any mutual fund, there is no guarantee the fund will achieve its objective.

The principal risks associated with the fund's principal investment strategies include the following:

Risks of stock investing As with all stock funds, the fund's share price can fall because of weakness in the broad market, a particular industry, or specific holdings. Stock markets can decline for many reasons, including adverse local, political, social, or economic developments in the U.S. or abroad; changes in investor psychology; or heavy selling at the same time by major institutional investors in the market, such as mutual funds, pension funds, and banks. The prospects for an industry or company may deteriorate because of a variety of factors, including disappointing earnings or changes in the competitive environment. In addition, the adviser's assessment of companies whose stocks are held by the fund may prove incorrect, resulting in losses or poor performance, even in rising markets. Also, the fund's overall investment approach could fall out of favor with the investing public, resulting in lagging performance versus other types of stock funds. Legislative, regulatory, or tax developments may affect the investment strategies available to portfolio managers, which could adversely affect the ability to implement the fund's overall investment program and achieve the fund's investment objective.

Mid-cap companies risks The stocks of mid-cap companies entail greater risk and are usually more volatile than the shares of larger companies. In addition, growth stocks can be volatile for several reasons. Since growth companies usually reinvest a high proportion of earnings in their own businesses, their stocks may lack the dividends usually associated with value stocks that can cushion their decline in a falling market. Also, since investors buy these stocks for their expected superior earnings growth, earnings disappointments often result in sharp price declines.

Growth investing risks Growth stocks can be volatile for several reasons. Since these companies usually invest a high portion of earnings in their businesses, they may lack the dividends that can cushion stock prices in a falling market. Also, earnings disappointments often lead to sharply falling prices because investors buy growth stocks in anticipation of superior earnings growth.

Foreign investing risks Foreign stock holdings may lose value because of declining foreign currencies or adverse political or economic events overseas, among other things. Because the fund is permitted to invest a significant portion of its assets in foreign securities, it generally carries more risk than a fund that invests strictly in U.S. assets. Foreign securities tend to be more volatile than U.S. securities and are subject to trading markets with lower overall liquidity, governmental interference, and regulatory and accounting standards and settlement practices that differ from the U.S. The fund could experience losses based solely on the weakness of foreign currencies in which the fund's holdings are denominated versus the U.S. dollar, and changes in the exchange rates between such currencies and the U.S. dollar.

Some of the principal tools the adviser uses to try to reduce overall risk include intensive research when evaluating a company's prospects and limiting exposure to certain industries, asset classes, or investment styles when appropriate.

In addition to the principal investment strategies and principal risks previously described, the fund may employ other investment strategies and may be subject to other risks, which include the following:

Additional strategies and risks While most assets will be invested in common stocks, the fund may employ other strategies that are not considered part of the fund's principal investment strategies. From time to time, the fund may invest in securities other than common stocks and use derivatives that are consistent with its investment program. For instance, the fund may invest, to a limited extent, in futures contracts. Any investments in futures would typically serve as an efficient means of gaining exposure to certain markets, or as a tool to manage cash flows into and out of the fund and maintain liquidity while being invested in the market. To the extent the fund invests in futures, it could be exposed to potential volatility and losses greater than direct investments in the contract's underlying assets.

Derivatives risks The use of futures or other derivatives, if any, exposes the fund to risks that are different from, and potentially greater than, investments in more traditional securities. Changes in the value of a derivative may not properly correlate with changes in the value of the underlying asset, reference rate, or index and may not move in the direction anticipated by the portfolio manager. Derivatives can also be illiquid and difficult to value, the fund could be exposed to significant losses if a counterparty becomes insolvent or is unable to meet its obligations under the contract, and there is the possibility that limitations or trading restrictions may be imposed by an exchange or government regulation.

Recent regulations have changed the requirements related to the use of certain derivatives. Some of these new regulations have limited the availability of certain derivatives and made their use by funds more costly. It is expected that additional changes to the regulatory framework will occur, but the extent and impact of additional new regulations are not certain at this time.

Information technology sector risks Information technology companies face intense competition, both domestically and internationally, which may have an adverse effect on their profit margins. Like other technology companies, information technology companies may have limited product lines, markets, financial resources, or personnel. The products of information technology companies may face obsolescence due to rapid technological developments, frequent new product introduction, unpredictable changes in growth rates, and competition for the services of qualified personnel. Companies in the information technology sector are heavily dependent on patent and intellectual property rights. The loss or impairment of these rights may adversely affect the profitability of these companies.

Healthcare sector risks The profitability of healthcare companies may be adversely affected by extensive government regulations, restrictions on government reimbursement for medical expenses, rising costs of medical products and services, pricing pressure, an increased emphasis on outpatient services, a limited number of products, industry innovation, changes in technologies and other market developments. A number of issuers in the healthcare sector have recently merged or otherwise experienced consolidation. The effects of this trend toward consolidation are unknown and may be far-reaching. Many healthcare companies are heavily dependent on patent protection. The expiration of a company's patents may adversely affect that company's profitability. Many healthcare companies are subject to extensive litigation based on product liability and similar claims. Healthcare companies are subject to competitive forces that may make it difficult to raise prices and, in fact, may result in price discounting. Many new products in the healthcare sector may be subject to regulatory approvals. The process of obtaining such approvals may be long and costly, and such efforts ultimately may be unsuccessful. Companies in the healthcare sector may be thinly capitalized and may be susceptible to product obsolescence.

Industrial companies risks Securities of companies in the same industry may decline in price at the same time due to industry-specific developments since these companies may share common characteristics and are more likely to react similarly to market or economic developments.

Since this fund may invest in industrial companies, it is less diversified than stock funds investing in a broader range of industries and, therefore, could experience significant volatility. The potential for wide variation in performance reflects the special risks associated with companies in the continually evolving industrials sector. For example, processes, products or services that at first appear promising may not prove commercially successful or may become obsolete quickly. Earnings disappointments and intense worldwide competition for market share can result in sharp price declines.

Companies in the industrials sector can be significantly affected by business cycles and general economic trends; capital spending levels; changes in consumer sentiment and spending; labor relations; fluctuating component and commodity prices; legislation, government regulation, and import controls; insurance costs and mandated expenditures for safety and pollution control; depletion of resources; and liability relating to environmental damage.

Cybersecurity risks The fund may be subject to operational and information security risks resulting from breaches in cybersecurity. Cybersecurity breaches may involve unauthorized access to the digital information systems (e.g., through “hacking” or malicious software coding) of the fund or its third-party service providers, but may also result from outside attacks such as denial-of-service attacks. These breaches may, among other things, result in financial losses to the fund and its shareholders, cause the fund to lose proprietary information, disrupt business operations, or result in the unauthorized release of confidential information. Further, cybersecurity breaches involving third-party service providers, trading counterparties, or issuers in which the fund invests could subject the fund to many of the same risks associated with direct breaches.

The Statement of Additional Information contains more detailed information about the fund and its investments, operations, and expenses.

INVESTMENT POLICIES AND PRACTICES

This section provides a more detailed description of the various types of portfolio holdings and investment practices that may be used by the fund to execute its overall investment program. Some of these holdings and investment practices are considered to be principal investment strategies of the fund and have already been described earlier in this prospectus. Any of the following holdings and investment practices that were not already described in Section 1 of this prospectus are not considered part of the fund’s principal investment strategies, but they may be used by the fund to help achieve its investment objective. The fund’s investments may be subject to further restrictions and risks described in the Statement of Additional Information.

Shareholder approval is required to substantively change the fund’s investment objective. Shareholder approval is also required to change certain investment restrictions noted in the following section as “fundamental policies.” Portfolio managers also follow certain “operating policies” that can be changed without shareholder approval. Shareholders will receive at least 60 days’ prior notice of a change in the fund’s policy requiring it to normally invest at least 80% of its net assets in mid-cap growth companies.

The fund’s holdings in certain kinds of investments cannot exceed maximum percentages as set forth in this prospectus and the Statement of Additional Information. For instance, there are limitations regarding the fund’s investments in certain types of derivatives. While these restrictions provide a useful level of detail about the fund’s investments, investors should not view them as an accurate gauge of the potential risk of such investments. For example, in a given period, a 5% investment in derivatives could have a significantly greater impact on the fund’s share price than its weighting in the portfolio. The net effect of a particular investment depends on its volatility and the size of its overall return in relation to the performance of all of the fund’s investments.

Certain investment restrictions, such as a required minimum or maximum investment in a particular type of security, are measured at the time the fund purchases a security. The status, market value, maturity, duration, credit quality, or other characteristics of the fund’s securities may change after they are purchased, and this may cause the amount of the fund’s assets invested in such securities to exceed the stated maximum restriction or fall below the stated minimum restriction. If any of these changes occur, it would not be considered a violation of the investment restriction and will not require the sale of an investment if it was proper at the time the investment was made (this exception does not apply to the fund’s borrowing policy). However, certain changes will require holdings to be sold or purchased by the fund during the time it is above or below the stated percentage restriction in order for the fund to be in compliance with applicable restrictions.

Changes in the fund’s holdings, the fund’s performance, and the contribution of various investments to the fund’s performance are discussed in the shareholder reports.

Portfolio managers have considerable discretion in choosing investment strategies and selecting securities they believe will help achieve the fund's objective.

Types of Portfolio Securities

In seeking to meet its investment objective, the fund may invest in any type of security or instrument (including certain potentially high-risk derivatives described in this section) whose investment characteristics are consistent with its investment program. The following pages describe various types of the fund's holdings and investment management practices, some of which are also described as part of the fund's principal investment strategies.

Diversification As a fundamental policy, the fund will not purchase a security if, as a result, with respect to 75% of its total assets, more than 5% of the fund's total assets would be invested in securities of a single issuer or more than 10% of the outstanding voting securities of the issuer would be held by the fund.

The fund's investments are primarily in common stocks and, to a lesser degree, other types of securities, as follows:

Common and Preferred Stocks

Stocks represent shares of ownership in a company. Generally, preferred stocks have a specified dividend rate and rank after bonds and before common stocks in their claim on income for dividend payments and on assets should the company be liquidated. After other claims are satisfied, common stockholders participate in company profits on a pro-rata basis, and profits may be paid out in dividends or reinvested in the company to help it grow. Increases and decreases in earnings are usually reflected in a company's stock price, so common stocks generally have the greatest appreciation and depreciation potential of all corporate securities. Unlike common stock, preferred stock does not ordinarily carry voting rights. While most preferred stocks pay a dividend, the fund may decide to purchase preferred stock where the issuer has suspended, or is in danger of suspending, payment of its dividend.

Convertible Securities and Warrants

The fund may invest in debt instruments or preferred equity securities that are convertible into, or exchangeable for, equity securities at specified times in the future and according to a certain exchange ratio. Convertible bonds are typically callable by the issuer, which could in effect force conversion before the holder would otherwise choose. Traditionally, convertible securities have paid dividends or interest at rates higher than common stocks but lower than nonconvertible securities. They generally participate in the appreciation or depreciation of the underlying stock into which they are convertible, but to a lesser degree than common stock. Some convertible securities combine higher or lower current income with options and other features. Warrants are options to buy, directly from the issuer, a stated number of shares of common stock at a specified price anytime during the life of the warrants (generally, two or more years). Warrants have no voting rights, pay no dividends, and can be highly volatile. In some cases, the redemption value of a warrant could be zero.

Foreign Securities

The fund may invest in foreign securities. Foreign securities could include non-U.S. dollar-denominated securities traded outside the U.S. and U.S. dollar-denominated securities of foreign issuers traded in the U.S. Investing in foreign securities involves special risks that can increase the potential for losses. These include exposure to potentially adverse local, political, social, and economic developments such as war, political instability, hyperinflation, currency devaluations, and overdependence on particular industries; government interference in markets such as nationalization and exchange controls, expropriation of assets, or imposition of punitive taxes; the imposition of international trade and capital barriers and other protectionist or retaliatory measures; potentially lower liquidity and higher volatility; possible problems arising from accounting, disclosure, settlement, and regulatory practices and legal rights that differ from U.S. standards; and the potential for fluctuations in foreign exchange rates to decrease the investment's value (favorable changes can increase its value). These risks are heightened for the fund's investments in emerging markets. The fund may purchase American Depositary Receipts and Global Depositary Receipts, which are certificates evidencing ownership of shares of a foreign issuer. American Depositary Receipts and Global Depositary Receipts trade on established markets and are alternatives to directly purchasing the underlying foreign securities in their local markets and currencies. Such investments are subject to many of the same risks associated with investing directly in foreign securities. For purposes of the fund's investment policies, investments in depositary receipts are deemed to be investments in the underlying securities. For example, a depositary receipt representing ownership of common stock will be treated as common stock.

Operating policy The fund's investments in foreign securities are limited to 25% of its total assets. Subject to the overall limit on the fund's investments in foreign securities, there is no limit on the amount of foreign investments that may be made in emerging markets.

Futures and Options

Futures are often used to establish exposures or manage or hedge risk because they enable the investor to buy or sell an asset in the future at an agreed-upon price. Options may be used to generate additional income, to enhance returns, or as a defensive technique to protect against anticipated declines in the value of an asset. Call options give the investor the right to purchase (when the investor purchases the option), or the obligation to sell (when the investor “writes” or sells the option), an asset at a predetermined price in the future. Put options give the purchaser of the option the right to sell, or the seller (or “writer”) of the option the obligation to buy, an asset at a predetermined price in the future. Futures and options contracts may be bought or sold for any number of reasons, including to manage exposure to changes in interest rates, bond prices, foreign currencies, and credit quality; as an efficient means of increasing or decreasing the fund’s exposure to certain markets; in an effort to enhance income; to improve risk-adjusted returns; to protect the value of portfolio securities; and to serve as a cash management tool. Call or put options may be purchased or sold on securities, futures, financial indexes, and foreign currencies. The fund may choose to continue a futures contract by “rolling over” an expiring futures contract into an identical contract with a later maturity date. This could increase the fund’s transaction costs and portfolio turnover rate.

Futures and options contracts may not always be successful investments or hedges; their prices can be highly volatile; using them could lower the fund’s total return; the potential loss from the use of futures can exceed the fund’s initial investment in such contracts; and the losses from certain options written by the fund could be unlimited.

Operating policies Initial margin deposits on futures and premiums on options used for non-hedging purposes will not exceed 5% of the fund’s net asset value. The total market value of securities covering call or put options may not exceed 25% of the fund’s total assets. No more than 5% of the fund’s total assets will be committed to premiums when purchasing call or put options.

Hybrid Instruments

Hybrid instruments (a type of potentially high-risk derivative) can combine the characteristics of securities, futures, and options. For example, the principal amount, redemption, or conversion terms of a security could be related to the market price of some commodity, currency, security, or securities index. Such instruments may or may not bear interest or pay dividends. Under certain conditions, the redemption value of a hybrid could be zero.

Hybrids can have volatile prices and limited liquidity, and their use may not be successful.

Operating policy The fund’s investments in hybrid instruments are limited to 10% of its total assets.

Currency Derivatives

A fund that invests in foreign securities may attempt to hedge its exposure to potentially unfavorable currency changes. The primary means of doing this is through the use of forward currency exchange contracts, which are contracts between two counterparties to exchange one currency for another on a future date at a specified exchange rate. However, futures, swaps, and options on foreign currencies may also be used. In certain circumstances, the fund may use currency derivatives to substitute a different currency for the currency in which the investment is denominated, a strategy known as proxy hedging. If the fund were to engage in any of these foreign currency transactions, it could serve to protect its foreign securities from adverse currency movements relative to the U.S. dollar, although the fund may also use currency derivatives in an effort to gain exposure to a currency expected to appreciate in value versus other currencies. As a result, the fund could be invested in a currency without holding any securities denominated in that currency. Such transactions involve, among other risks, the risk that anticipated currency movements will not occur, which could reduce the fund’s total return. There are certain markets, including many emerging markets, where it is not possible to engage in effective foreign currency hedging.

Investments in Other Investment Companies

The fund may invest in other investment companies, including open-end funds, closed-end funds, and exchange-traded funds.

The fund may purchase the securities of another investment company to temporarily gain exposure to a portion of the market while awaiting the purchase of securities or as an efficient means of gaining exposure to a particular asset class. The fund might also purchase shares of another investment company to gain exposure to the securities in the investment company’s portfolio at times when the fund may not be able to buy those securities directly. Any investment in another investment company would be consistent with the fund’s objective and investment program.

The risks of owning another investment company are generally similar to the risks of investing directly in the securities in which that investment company invests. However, an investment company may not achieve its investment objective or execute its investment strategy effectively, which may adversely affect the fund’s performance. In addition, because closed-end funds and exchange-traded

funds trade on a secondary market, their shares may trade at a premium or discount to the actual net asset value of their portfolio securities, and their shares may have greater volatility if an active trading market does not exist.

As a shareholder of another investment company, the fund must pay its pro-rata share of that investment company's fees and expenses. The fund's investments in non-T. Rowe Price investment companies are subject to the limits that apply to investments in other funds under the Investment Company Act of 1940 or under any applicable exemptive order.

The fund may also invest in certain other T. Rowe Price Funds as a means of gaining efficient and cost-effective exposure to certain asset classes, provided the investment is consistent with the fund's investment program and policies.

Investments in other investment companies could allow the fund to obtain the benefits of a more diversified portfolio than might otherwise be available through direct investments in a particular asset class, and will subject the fund to the risks associated with the particular asset class or asset classes in which an underlying fund invests. Examples of asset classes in which other mutual funds (including T. Rowe Price Funds) focus their investments include high yield bonds, inflation-linked securities, floating rate loans, international bonds, emerging market bonds, stocks of companies involved in activities related to real assets, stocks of companies that focus on a particular industry or sector, and emerging market stocks. If the fund invests in another T. Rowe Price Fund, the management fee paid by the fund will be reduced to ensure that the fund does not incur duplicate management fees as a result of its investment.

Illiquid Investments

Some of the fund's holdings may be considered illiquid because they may not reasonably be expected to be sold or disposed of in current market conditions in seven calendar days or less without the sale or disposition significantly changing the market value of the investment. The determination of liquidity involves a variety of factors. Illiquid securities may include private placements that are sold directly to a small number of investors, usually institutions. Unlike public offerings, such securities are not registered with the SEC. Although certain of these securities may be readily sold (for example, pursuant to Rule 144A under the Securities Act of 1933) and therefore deemed liquid, others may have resale restrictions and be considered illiquid. The sale of illiquid investments may involve substantial delays and additional costs, and the fund may only be able to sell such investments at prices substantially lower than what it believes they are worth. In addition, the fund's investments in illiquid investments may reduce the returns of the fund because it may be unable to sell such investments at an advantageous time, which could prevent the fund from taking advantage of other investment opportunities.

Operating policy The fund may not acquire an illiquid investment if, immediately after the acquisition, the fund would have invested more than 15% of its net assets in illiquid investments.

Types of Investment Management Practices

Reserve Position

A certain portion of the fund's assets may be held in reserves. The fund's reserve positions will primarily consist of: (1) shares of a T. Rowe Price internal money market fund or short-term bond fund (which do not charge any management fees); (2) short-term, high-quality U.S. and foreign dollar-denominated money market securities, including repurchase agreements; and (3) U.S. dollar or non-U.S. dollar currencies. In order to respond to adverse market, economic, political, or other conditions, the fund may assume a temporary defensive position that is inconsistent with its principal investment objective and/or strategies and may invest, without limitation, in reserves. If the fund has significant holdings in reserves, it could compromise its ability to achieve its objective. The reserve position provides flexibility in meeting redemptions, paying expenses, and managing cash flows into the fund and can serve as a short-term defense during periods of unusual market volatility. Non-U.S. dollar reserves are subject to currency risk.

Borrowing Money and Transferring Assets

The fund may borrow from banks, other persons, and other T. Rowe Price Funds for temporary or emergency purposes, to facilitate redemption requests, or for other purposes consistent with the fund's policies as set forth in this prospectus and the Statement of Additional Information. Such borrowings may be collateralized with the fund's assets, subject to certain restrictions.

Fundamental policy Borrowings may not exceed 33¹/₃% of the fund's total assets. This limitation includes any borrowings for temporary or emergency purposes, applies at the time of the transaction, and continues to the extent required by the Investment Company Act of 1940.

Operating policy The fund will not transfer portfolio securities as collateral except as necessary in connection with permissible borrowings or investments, and then such transfers may not exceed 33¹/₃% of its total assets. The fund will not purchase additional securities when its borrowings exceed 5% of its total assets.

Meeting Redemption Requests

We expect that the fund will hold cash or cash equivalents to meet redemption requests. The fund may also use the proceeds from the sale of portfolio securities to meet redemption requests if consistent with the management of the fund. These redemption methods will be used regularly and may also be used in deteriorating or stressed market conditions. The fund reserves the right to pay redemption proceeds with securities from the fund's portfolio rather than in cash (redemptions in-kind), as described under "Large Redemptions." Redemptions in-kind are typically used to meet redemption requests that represent a large percentage of the fund's net assets in order to minimize the effect of large redemptions on the fund and its remaining shareholders. In general, any redemptions in-kind will represent a pro-rata distribution of the fund's securities, subject to certain limited exceptions. Redemptions in-kind may be used regularly in circumstances as described above and may also be used in stressed market conditions.

The fund, along with other T. Rowe Price Funds, is a party to an interfund lending exemptive order received from the SEC that permits the T. Rowe Price Funds to borrow money from and/or lend money to other T. Rowe Price Funds to help the funds meet short-term redemptions and liquidity needs.

During periods of deteriorating or stressed market conditions, when an increased portion of the fund's portfolio may be composed of holdings with reduced liquidity or lengthy settlement periods, or during extraordinary or emergency circumstances, the fund may be more likely to pay redemption proceeds with cash obtained through interfund lending or short-term borrowing arrangements (if available), or by redeeming a large redemption request in-kind.

Lending of Portfolio Securities

The fund may lend its securities to broker-dealers, other institutions, or other persons to earn additional income. Risks include the potential insolvency of the broker-dealer or other borrower that could result in delays in recovering securities and capital losses. Additionally, losses could result from the reinvestment of collateral received on loaned securities in investments that decline in value, default, or do not perform as well as expected.

Fundamental policy The value of loaned securities may not exceed 33 1/3% of the fund's total assets.

Portfolio Turnover

Turnover is an indication of frequency of trading. Each time the fund purchases or sells a security, it incurs a cost. This cost is reflected in the fund's net asset value but not in its operating expenses. The higher the turnover rate, the higher the transaction costs and the greater the impact on the fund's total return. The fund's portfolio turnover rates are shown in the Financial Highlights tables.

FINANCIAL HIGHLIGHTS

The Financial Highlights tables, which provide information about each class' financial history, are based on a single share outstanding throughout the periods shown. The tables are part of the fund's financial statements, which are included in its annual report and are incorporated by reference into the Statement of Additional Information (available upon request). The financial statements in the annual report were audited by the fund's independent registered public accounting firm, PricewaterhouseCoopers LLP.

FINANCIAL HIGHLIGHTS

For a share outstanding throughout each period

Portfolio

	Year Ended 12/31/18	12/31/17	12/31/16	12/31/15	12/31/14
NET ASSET VALUE					
Beginning of period	\$ 28.25	\$ 25.57	\$ 25.70	\$ 27.88	\$ 27.70
Investment activities					
Net investment income (loss) ^{(1) (2)}	0.01	(0.04)	(0.03)	(0.05)	(0.07)
Net realized and unrealized gain / loss	(0.54)	6.39	1.66	1.85	3.62
Total from investment activities	(0.53)	6.35	1.63	1.80	3.55
Distributions					
Net realized gain	(4.02)	(3.67)	(1.76)	(3.98)	(3.37)
NET ASSET VALUE					
End of period	\$ 23.70	\$ 28.25	\$ 25.57	\$ 25.70	\$ 27.88

Ratios/Supplemental Data

Total return^{(2) (3)}	(2.03)%	24.77%	6.26%	6.56%	13.12%
---------------------------------------	----------------	---------------	--------------	--------------	---------------

Ratios to average net assets:⁽²⁾

Gross expenses before waivers/payments by Price Associates	0.85%	0.85%	0.85%	0.85%	0.85%
Net expenses after waivers/payments by Price Associates	0.85%	0.85%	0.85%	0.85%	0.85%
Net investment income (loss)	0.05%	(0.13)%	(0.11)%	(0.18)%	(0.25)%

Portfolio turnover rate	24.6%	24.7%	28.9%	29.4%	26.1%
-------------------------	-------	-------	-------	-------	-------

Net assets, end of period (in thousands)	\$ 379,884	\$ 411,412	\$ 353,074	\$ 350,626	\$ 356,083
--	------------	------------	------------	------------	------------

⁽¹⁾ Per share amounts calculated using average shares outstanding method.⁽²⁾ Includes the impact of expense-related arrangements with Price Associates.⁽³⁾ Total return reflects the rate that an investor would have earned on an investment in the fund during each period, assuming reinvestment of all distributions.

FINANCIAL HIGHLIGHTS

For a share outstanding throughout each period

Portfolio—II Class

	Year Ended 12/31/18	12/31/17	12/31/16	12/31/15	12/31/14
NET ASSET VALUE					
Beginning of period	\$ 27.11	\$ 24.65	\$ 24.85	\$ 27.08	\$ 26.99
Investment activities					
Net investment loss ^{(1) (2)}	(0.06)	(0.11)	(0.09)	(0.12)	(0.14)
Net realized and unrealized gain / loss	(0.52)	6.15	1.61	1.79	3.52
Total from investment activities	(0.58)	6.04	1.52	1.67	3.38
Distributions					
Net realized gain	(3.95)	(3.58)	(1.72)	(3.90)	(3.29)
NET ASSET VALUE					
End of period	\$ 22.58	\$ 27.11	\$ 24.65	\$ 24.85	\$ 27.08

Ratios/Supplemental Data

Total return^{(2) (3)}	(2.30)%	24.44%	6.03%	6.27%	12.82%
Ratios to average net assets: ⁽²⁾					
Gross expenses before waivers/payments by Price Associates	1.10%	1.10%	1.10%	1.10%	1.10%
Net expenses after waivers/payments by Price Associates	1.10%	1.10%	1.10%	1.10%	1.10%
Net investment loss	(0.20)%	(0.38)%	(0.36)%	(0.43)%	(0.50)%
Portfolio turnover rate	24.6%	24.7%	28.9%	29.4%	26.1%
Net assets, end of period (in thousands)	\$ 44,782	\$ 52,926	\$ 54,691	\$ 52,528	\$ 68,497

⁽¹⁾ Per share amounts calculated using average shares outstanding method.⁽²⁾ Includes the impact of expense-related arrangements with Price Associates.⁽³⁾ Total return reflects the rate that an investor would have earned on an investment in the fund during each period, assuming reinvestment of all distributions.

DISCLOSURE OF FUND PORTFOLIO INFORMATION

The T. Rowe Price Funds' complete portfolio holdings as of their fiscal year-ends are disclosed in their annual shareholder reports and their complete portfolio holdings as of their fiscal mid-point are disclosed in their semiannual shareholder reports. The annual and semiannual shareholder reports are filed with the SEC and sent to the funds' shareholders within 60 days of the period covered. The shareholder reports are publicly available immediately upon filing with the SEC. Beginning with reporting periods ending on or after March 1, 2019, the T. Rowe Price Funds also publicly disclose their complete portfolio holdings as of their first and third fiscal quarter-ends on Form N-PORT, along with other fund information. Form N-PORT is filed with the SEC each quarter, and the fund's complete portfolio holdings as of its first and third fiscal quarter-ends are made publicly available 60 days after the end of each quarter. Prior to March 1, 2019, the T. Rowe Price Funds disclosed their complete portfolio holdings for their first and third fiscal quarter-ends on Form N-Q, which was filed with the SEC within 60 days of the period covered and made publicly available immediately upon filing with the SEC. Neither Form N-PORT nor Form N-Q is sent to the funds' shareholders. Under certain conditions, the shareholder

reports, Form N-PORT, and Form N-Q may include up to 5% of a fund's holdings under the caption "Miscellaneous Securities" without identifying the specific security or issuer. Generally, a holding would not be individually identified if it is determined that its disclosure could be harmful to the fund or its shareholders. A holding will not be excluded for these purposes from a fund's SEC filings for more than one year. The money market funds also file detailed month-end portfolio holdings information on Form N-MFP with the SEC each month. Form N-MFP is publicly available immediately upon filing with the SEC.

In addition, most T. Rowe Price Funds disclose their calendar quarter-end portfolio holdings on **troweprice.com** 15 calendar days after each quarter. At the discretion of the investment adviser, these holdings reports may exclude the issuer name and other information relating to a holding in order to protect the fund's interests and prevent harm to the fund or its shareholders. Private placements and other restricted securities may not be individually identified in the calendar quarter-end holdings on **troweprice.com**, but would be disclosed in any SEC filings. Money market funds also disclose on **troweprice.com** their month-end complete portfolio holdings five business days after each month-end and historical information about the fund's investments for the previous six months, as of the last business day of the preceding month. This information includes, among other things, the percentage of the fund's investments in daily and weekly liquid assets, the fund's weighted average maturity and weighted average life, the fund's market-based net asset value, and the fund's net inflows and outflows. The calendar quarter-end portfolio holdings will remain on the website for one year and the month-end money market fund portfolio holdings will remain on the website for six months. In addition, most T. Rowe Price Funds disclose their 10 largest holdings, along with the percentage of the relevant fund's total assets that each of the 10 holdings represents, on **troweprice.com** on the seventh business day after each month-end. These holdings are listed in numerical order based on such percentages of the fund's assets. Each monthly top 10 list will remain on the website for six months. A description of T. Rowe Price's policies and procedures with respect to the disclosure of portfolio information is available in the Statement of Additional Information.

The following policies and procedures generally apply to the T. Rowe Price Variable Insurance Portfolios, which are T. Rowe Price mutual funds specifically designed to be made available through variable annuity or variable life insurance contracts. For instructions on how to purchase and redeem shares of the funds, you should refer to your insurance contract prospectus.

INVESTING IN T. ROWE PRICE VARIABLE INSURANCE PORTFOLIOS

Shares of the Variable Insurance Portfolios are designed to be offered to insurance company separate accounts established for the purpose of funding variable annuity and variable life insurance contracts. The variable annuity and variable life contract holders or participants are not the shareholders of the funds. Rather, the separate account of the insurance company is the shareholder. The variable annuity and variable life contracts are described in separate prospectuses issued by the insurance companies. The funds assume no responsibility for any insurance company prospectuses or variable annuity or variable life contracts.

Some of the Variable Insurance Portfolios are available only in a single share class, while some of the Variable Insurance Portfolios are also available in a II Class. Shares of the funds are sold and redeemed without the imposition of any sales charges, commissions, or redemption fees, although shares of the II Class are subject to a 12b-1 fee at a rate of up to 0.25% annually. In addition, certain other charges may apply to annuity or life contracts. Those charges are disclosed in the insurance contract prospectus.

Your ability to exchange from these funds into any other T. Rowe Price Fund that serves as an investment option under your insurance contract is governed by the terms of that contract and the insurance contract prospectus, as well as the funds' excessive and short-term trading policy described later in this section.

DISTRIBUTION AND SHAREHOLDER SERVICING FEES

Each II Class has adopted a 12b-1 plan to pay certain expenses associated with the distribution of the fund's shares out of the fund's assets. Each Variable Insurance Portfolio offering II Class shares has adopted a 12b-1 plan under which the II Class may make payments at a rate of up to 0.25% of the class' average daily net assets per year to various insurance companies, their agents, and contract distributors for distribution and servicing of fund shares. These payments may be more or less than the costs incurred by the insurance companies, their agents, and contract distributors. Because the fees are paid from the II Class net assets on an ongoing basis, they will increase the cost of your investment and, over time, could result in your paying more than with other types of sales charges.

In addition, from time to time, T. Rowe Price may make payments from its own resources to eligible insurance companies for recordkeeping and administrative services they provide to a fund for contract holders. These payments may range from 0.15% to 0.25% of the average annual total assets invested by the separate accounts of the insurance company in the fund. All payments described specifically by this paragraph are paid by T. Rowe Price and are not paid directly from the Variable Insurance Portfolios' assets.

PRICING OF SHARES AND TRANSACTIONS

How and When Shares Are Priced

The trade date for your transaction request generally depends on the day and time that your insurance company or T. Rowe Price receives your request and will normally be executed using the next share price calculated after your order is received in correct form by your insurance company or T. Rowe Price or its agent. The share price, also called the net asset value, for each share class of a fund is calculated at the close of trading on the New York Stock Exchange ("NYSE"), which is normally 4 p.m. ET, on each day that the exchange is open for business. Net asset values are not calculated for the funds on days when the NYSE is scheduled to be closed for trading (for example, weekends and certain U.S. national holidays). If the NYSE is unexpectedly closed due to weather or other extenuating circumstances on a day it would typically be open for business, or if the NYSE has an unscheduled early closing on a day it has opened for business, the funds reserve the right to treat such day as a business day and accept purchase and redemption orders and calculate their share price as of the normally scheduled close of regular trading on the NYSE for that day.

To calculate the net asset value, the fund's assets are valued and totaled; liabilities are subtracted; and each class' proportionate share of the balance, called net assets, is divided by the number of shares outstanding of that class. Market values are used to price portfolio holdings for which market quotations are readily available. Market values generally reflect the prices at which securities actually trade or represent prices that have been adjusted based on evaluations and information provided by the fund's pricing services. Investments in other mutual funds are valued at the closing net asset value per share of the mutual fund on the day of valuation. If a market value for a portfolio holding is not available or normal valuation procedures are deemed to be inappropriate, the fund will make a good faith effort to assign a fair value to the holding by taking into account various factors and methodologies that have been approved by the fund's Board. This value may differ from the value the fund receives upon sale of the securities.

Amortized cost is used to price securities held by money market funds and certain short-term debt securities held by other funds. The Government Money Portfolio, which seeks to maintain a stable net asset value of \$1.00, uses the amortized cost method of valuation to calculate its net asset value. Amortized cost allows money market funds to value a holding at the fund's acquisition cost with adjustments for any premiums or discounts, and then round the net asset value per share to the nearest whole cent. The amortized cost method of valuation enables money market funds to maintain a \$1.00 net asset value, but it may also result in periods during which the stated value of a security held by the funds differs from the market-based price the funds would receive if they sold that holding. The current market-based net asset value per share for each business day in the preceding six months is available for the Government Money Portfolio through **troweprice.com**. These market-based net asset values are for informational purposes only and are not used to price transactions.

The funds use various pricing services to provide closing market prices, as well as information used to adjust those prices and to value most fixed income securities. A fund cannot predict how often it will use closing prices and how often it will adjust those prices. As a means of evaluating its fair value process, the fund routinely compares closing market prices, the next day's opening prices in the same markets, and adjusted prices.

Non-U.S. equity securities are valued on the basis of their most recent closing market prices at 4 p.m. ET, except under the following circumstances. Most foreign markets close before 4 p.m. ET. For example, the most recent closing prices for securities traded in certain Asian markets may be as much as 15 hours old at 4 p.m. ET. If a fund determines that developments between the close of a foreign market and the close of the NYSE will, in its judgment, affect the value of some or all of the fund's securities, the fund will adjust the previous closing prices to reflect what it believes to be the fair value of the securities as of 4 p.m. ET. In deciding whether to make these adjustments, the fund reviews a variety of factors, including developments in foreign markets, the performance of U.S. securities markets, and the performance of instruments trading in U.S. markets that represent foreign securities and baskets of foreign securities.

A fund may also fair value certain securities or a group of securities in other situations—for example, when a particular foreign market is closed but the fund is open. For a fund that has investments in securities that are primarily listed on foreign exchanges that trade on weekends or other days when the fund does not price its shares, the fund's net asset value may change on days when shareholders will not be able to purchase or redeem the fund's shares. If an event occurs that affects the value of a security after the close of the market, such as a default of a commercial paper issuer or a significant move in short-term interest rates, a fund may make a price adjustment depending on the nature and significance of the event. The funds also evaluate a variety of factors when assigning fair values to private placements and other restricted securities. Other mutual funds may adjust the prices of their securities by different amounts or assign different fair values from the fair value that the fund assigns to the same security.

How the Trade Date Is Determined

The insurance companies purchase shares of the fund for their separate accounts, using premiums allocated by the contract holders or participants. Shares are purchased at the net asset value next determined after the insurance company receives the premium payment in correct form. Initial and subsequent payments allocated to the fund are subject to the limits stated in the insurance contract prospectus issued by the insurance company.

The insurance companies redeem shares of the fund to make benefit or surrender payments under the terms of their contracts. Redemptions are processed on any day on which the NYSE is open and are priced at the fund's net asset value next determined after the insurance company receives a surrender request in acceptable form.

The funds have authorized certain insurance companies, financial intermediaries, or their designees to accept orders to buy or sell fund shares on their behalf. Generally, when insurance companies receive an order in correct form, the order is considered as being placed with the fund and shares will be bought or sold at the net asset value next calculated after the order is received by the insurance company. The insurance company or financial intermediary must transmit the order to T. Rowe Price or its agent and pay for such shares in accordance with the agreement with T. Rowe Price, or the order may be canceled and the insurance company or financial

intermediary could be held liable for the losses. If the fund does not have such an agreement in place with your insurance company or financial intermediary, T. Rowe Price or its agent must receive the request in correct form from your insurance company or financial intermediary by the close of the NYSE in order for your transaction to be priced at that business day's net asset value.

Note: The time at which transactions and shares are priced and the time until which orders are accepted may be changed in case of an emergency or if the NYSE closes at a time other than 4 p.m. ET. The funds reserve the right to not treat an unscheduled intraday disruption or closure in NYSE trading as a closure of the NYSE and still accept transactions and calculate their net asset value as of 4 p.m. ET.

GENERAL POLICIES RELATING TO TRANSACTIONS

Purchasing Shares

All initial and subsequent investments by insurance companies or financial intermediaries are typically made by bank wire or electronic payment. There is no assurance that the share price for the purchase will be the same day the wire was initiated. The Variable Insurance Portfolios do not require a particular minimum amount for initial or subsequent purchases. However, you should check with your insurance company to determine if a minimum applies to your investment. Purchases by financial intermediaries are typically initiated through the National Securities Clearing Corporation or by calling Financial Institution Services.

When authorized by the fund, certain financial institutions purchasing fund shares on behalf of customers through T. Rowe Price Financial Institution Services may place a purchase order unaccompanied by payment. Payment for these shares must be received by the time designated by the fund (not to exceed the period established for settlement under applicable regulations). If payment is not received by this time, the order may be canceled. The financial institution is responsible for any costs or losses incurred by the fund or T. Rowe Price if payment is delayed or not received.

U.S. Dollars All purchases must be paid for in U.S. dollars.

Nonpayment Purchases may be canceled for any orders that are not paid in full. The purchaser may be responsible for any losses or expenses incurred by the fund or its transfer agent, and the fund can redeem shares as reimbursement. The funds and their agents have the right to reject or cancel any purchase due to nonpayment.

Redeeming Shares

Unless otherwise indicated, redemption proceeds will be sent via bank wire to the insurance company's or financial intermediary's designated bank. Redemptions are typically initiated through the National Securities Clearing Corporation or by calling Financial Institution Services. Normally, the fund transmits proceeds to insurance companies and financial intermediaries for redemption orders received in correct form on either the next business day or second business day after receipt of the order, depending on the arrangement with the insurance company or financial intermediary. You may want to contact your insurance company about procedures for receiving your redemption proceeds under your insurance contract.

Please note that certain purchase and redemption requests initiated through the National Securities Clearing Corporation may be rejected, and in such instances, the transaction must be placed by contacting Financial Institution Services.

Large Redemptions Large redemptions can adversely affect a portfolio manager's ability to implement a fund's investment strategy by causing the premature sale of securities that would otherwise be held longer. Therefore, the fund reserves the right (without prior notice) to redeem in-kind. In general, any redemptions in-kind will represent a pro-rata distribution of a fund's securities, subject to certain limited exceptions. The redeeming shareholder or account will be responsible for disposing of the securities, and the shareholder or account will be subject to the risks that the value of the securities could decline prior to their sale, the securities could be difficult to sell, and brokerage fees could be incurred. If a shareholder or account owner continues to hold the securities, he or she may be subject to any ownership restrictions imposed by the issuers. For example, real estate investment trusts often impose ownership restrictions on their equity securities.

Delays in Sending Redemption Proceeds The T. Rowe Price Variable Insurance Portfolios typically expect that redemption requests will be paid out to redeeming shareholders by the business day following the receipt of a redemption request that is in correct form. Proceeds sent by wire are typically credited to the insurance company's or financial intermediary's designated bank the next business day after the redemption. However, under certain circumstances, and when deemed to be in a fund's best interests, proceeds may not be sent for up to seven calendar days after receipt of a valid redemption order (for example, during periods of deteriorating or

stressed market conditions or during extraordinary or emergency circumstances). In addition, under certain limited circumstances, the Board of Directors of a money market fund may elect to permanently suspend redemptions in order to facilitate an orderly liquidation of the money market fund (subject to any additional liquidation requirements).

Under certain limited circumstances, the Board of Directors of a money market fund may elect to permanently suspend redemptions in order to facilitate an orderly liquidation of the money market fund (subject to any additional liquidation requirements).

Excessive and Short-Term Trading

T. Rowe Price may bar excessive and short-term traders from purchasing shares.

Excessive transactions and short-term trading can be harmful to fund shareholders in various ways, such as disrupting a fund's portfolio management strategies, increasing a fund's trading costs, and negatively affecting its performance. Short-term traders in funds that invest in foreign securities may seek to take advantage of developments overseas that could lead to an anticipated difference between the price of the funds' shares and price movements in foreign markets. While there is no assurance that T. Rowe Price can prevent all excessive and short-term trading, the Boards of the T. Rowe Price Funds have adopted the following trading limits that are designed to deter such activity and protect the funds' shareholders. The funds may revise their trading limits and procedures at any time as the Boards deem necessary or appropriate to better detect short-term trading that may adversely affect the funds, to comply with applicable regulatory requirements, or to impose additional or alternative restrictions. The excessive and short-term trading policy for the T. Rowe Price Funds applies to contract holders notwithstanding any provisions in your insurance contract.

Subject to certain exceptions, each T. Rowe Price Fund restricts a shareholder's purchases (including through exchanges) into a fund account for a period of 30 calendar days after the shareholder has redeemed or exchanged out of that same fund account (the "30-Day Purchase Block"). The calendar day after the date of redemption is considered Day 1 for purposes of computing the period before another purchase may be made.

General Exceptions As of the date of this prospectus, the following types of transactions generally are not subject to the 30-Day Purchase Block (certain of these exceptions are not applicable to Variable Insurance Portfolios):

- Shares purchased or redeemed in money market funds and ultra short-term bond funds;
- Shares purchased or redeemed through a systematic purchase or withdrawal plan;
- Checkwriting redemptions from bond funds and money market funds;
- Shares purchased through the reinvestment of dividends or capital gain distributions;
- Shares redeemed automatically by a fund to pay fund fees or shareholder account fees;
- Transfers and changes of account registration within the same fund;
- Shares purchased by asset transfer or direct rollover;
- Shares purchased or redeemed through IRA conversions and recharacterizations;
- Shares redeemed to return an excess contribution from a retirement account;
- Transactions in Section 529 college savings plans;
- Certain transactions in defined benefit and nonqualified plans, subject to prior approval by T. Rowe Price;
- Shares converted from one share class to another share class in the same fund;
- Shares of T. Rowe Price Funds that are purchased by another T. Rowe Price Fund, including shares purchased by T. Rowe Price fund-of-funds products, and shares purchased by discretionary accounts managed by T. Rowe Price or one of its affiliates (please note that shareholders of the investing T. Rowe Price Fund are still subject to the policy);
- Transactions initiated by the trustee or adviser to a donor-advised charitable gift fund as approved by T. Rowe Price; and
- Transactions having a value of \$5,000 or less (insurance companies and financial intermediaries may apply the excessive and short-term trading policy to transactions of any amount).

Transactions in certain rebalancing, asset allocation, wrap, and other advisory programs, as well as non-T. Rowe Price fund-of-funds products, may also be exempt from the 30-Day Purchase Block, subject to prior written approval by T. Rowe Price.

In addition to restricting transactions in accordance with the 30-Day Purchase Block, T. Rowe Price may, in its discretion, reject (or instruct an intermediary or insurance company to reject) any purchase or exchange into a fund from a person (which includes individuals and entities) whose trading activity could disrupt the management of the fund or dilute the value of the fund's shares, including trading by persons acting collectively (for example, following the advice of a newsletter). Such persons may be barred, without prior notice, from further purchases of T. Rowe Price Funds for a period longer than 30 calendar days, or permanently.

Omnibus Accounts Financial intermediaries and insurance companies may maintain their underlying accounts directly with the fund, although they often establish an omnibus account (one account with the fund that represents multiple underlying shareholder accounts or underlying contract holder accounts) in the fund on behalf of their customers. When insurance companies establish omnibus accounts in the T. Rowe Price Funds, T. Rowe Price is not able to monitor the trading activity by underlying contract holders. However, T. Rowe Price monitors aggregate trading activity at the insurance company (omnibus account) level in an attempt to identify activity that indicates potential excessive or short-term trading. If it detects suspicious trading activity, T. Rowe Price will contact the insurance company and may request personal identifying information and transaction histories for some or all of the underlying contract holders. If T. Rowe Price believes that excessive or short-term trading has occurred and there is no exception for such trades under the funds' Excessive and Short-Term Trading Policy previously described, it will instruct the insurance company to impose restrictions to discourage such practices and take appropriate action with respect to the underlying contract holder, including restricting purchases for 30 calendar days or longer. There is no assurance that T. Rowe Price will be able to properly enforce its excessive and short-term trading policy for omnibus accounts. Because T. Rowe Price generally relies on intermediaries and insurance companies to provide information and impose restrictions for omnibus accounts, its ability to monitor and deter excessive trading will be dependent upon the intermediaries' and insurance companies' timely performance of their responsibilities.

T. Rowe Price may allow a financial intermediary or insurance company to maintain restrictions on trading in the T. Rowe Price Funds that differ from the 30-Day Purchase Block. An alternative excessive and short-term trading policy would be acceptable to T. Rowe Price if it believes that the policy would provide sufficient protection to the T. Rowe Price Funds and their shareholders that is consistent with the excessive and short-term trading policy adopted by the funds' Boards.

The terms of your insurance contract may further restrict your ability to trade between investment options available under your contract. You should carefully review your insurance contract or consult with your insurance company directly to determine the trading policy, as well as any rules or conditions on transactions that will apply to your trades in the T. Rowe Price Funds and any other investment options available under your contract.

There is no guarantee that T. Rowe Price will be able to identify or prevent all excessive or short-term trades or trading practices.

Responsibility for Unauthorized Transactions

T. Rowe Price and its agents use procedures reasonably designed to confirm that telephone, electronic, and other instructions are genuine. These procedures include recording telephone calls, requiring personalized security codes or certain identifying information for inquiries and requests, and requiring Medallion signature guarantees for certain transactions and account changes. If T. Rowe Price and its agents follow these procedures, they are not responsible for any losses that may occur due to unauthorized instructions. In addition, you should verify the accuracy of transactions immediately after you receive confirmation of them and notify T. Rowe Price of any inaccuracies.

Fund Operations and Shareholder Services

T. Rowe Price and The Bank of New York Mellon, subject to the oversight of T. Rowe Price, each provide certain accounting services to the T. Rowe Price Funds. T. Rowe Price Services, Inc., acts as the transfer agent and dividend disbursing agent and provides shareholder and administrative services to the funds. These companies receive compensation from the funds for their services. These fees are included in a fund's financial statements.

INFORMATION ON DISTRIBUTIONS AND TAXES

Each fund intends to qualify to be treated each year as a regulated investment company under Subchapter M of the Internal Revenue Code of 1986, as amended (the "Code"). In order to qualify, a fund must satisfy certain income, diversification, and distribution requirements. A regulated investment company is not subject to U.S. federal income tax at the portfolio level on income and gains from investments that are distributed to shareholders. However, if a fund were to fail to qualify as a regulated investment company, and was ineligible to or otherwise did not cure such failure, the result would be fund-level taxation and, consequently, a reduction in income available for distribution to the fund's shareholders.

For a discussion of the tax status of your variable annuity contract, please refer to the insurance contract prospectus. Any tax forms applicable to your investment will be provided to you by your insurance company.

The policy of the funds is to distribute, to the extent possible, all net investment income and realized capital gains to its shareholders, which are the various insurance companies that have established separate accounts in connection with their issuance of variable

annuity and variable life contracts. Any dividends from net investment income are declared daily and paid monthly for the Limited-Term Bond and Government Money Portfolios; declared and paid quarterly for the Equity Income, Equity Index 500, and Personal Strategy Balanced Portfolios; and declared and paid annually for all other Variable Insurance Portfolios. Shares of the Limited-Term Bond and Government Money Portfolios will normally earn dividends through the date of redemption. The funds do not pay dividends in fractional cents. Any dividend amount earned for a particular day on all shares held that is one-half of one cent or greater (for example, \$0.016) will be rounded up to the next whole cent (\$0.02), and any amount that is less than one-half of one cent (for example, \$0.014) will be rounded down to the nearest whole cent (\$0.01). Please note that if the dividend payable on all shares held is less than one-half of one cent for a particular day, no dividend will be earned for that day.

If a fund has net capital gains for the year (after subtracting any capital losses), they are usually declared and paid in December. If a second distribution is necessary, it is paid the following year.

All fund distributions made to a separate account will be reinvested automatically in additional fund shares, unless a shareholder (separate account) elects to receive distributions in cash. Under current law, dividends and distributions made by the fund to separate accounts are generally not taxable to the separate accounts, the insurance company, or the contract holder, provided that the separate account meets the diversification requirements of Code Section 817(h) and other tax-related requirements are satisfied. Each of the Variable Insurance Funds intends to diversify its investments in the manner required under Code Section 817(h).

RIGHTS RESERVED BY THE FUNDS

T. Rowe Price Funds and their agents, in their sole discretion, reserve the following rights: (1) to waive or lower investment minimums; (2) to accept initial purchases by telephone; (3) to refuse any purchase or exchange order; (4) to cancel or rescind any purchase or exchange order placed through an intermediary no later than the business day after the order is received by the intermediary (including, but not limited to, orders deemed to result in excessive trading, market timing, or 5% ownership); (5) to cease offering fund shares at any time to all or certain groups of investors; (6) to freeze any account and suspend account services when notice has been received of a dispute regarding the ownership of the account, or a legal claim against an account, upon initial notification to T. Rowe Price of a shareholder's death until T. Rowe Price receives required documentation in correct form, or if there is reason to believe a fraudulent transaction may occur; (7) to otherwise modify the conditions of purchase and modify or terminate any services at any time; (8) to waive any wire fees charged to a group of shareholders; (9) to act on instructions reasonably believed to be genuine; (10) to involuntarily redeem an account at the net asset value calculated the day the account is redeemed, in cases of threatening conduct, suspected fraudulent or illegal activity, or if the fund or its agent is unable, through its procedures, to verify the identity of the person(s) or entity opening an account; and (11) for the money market funds, to suspend redemptions to facilitate an orderly liquidation.

In an effort to protect T. Rowe Price Funds from the possible adverse effects of a substantial redemption in a large account, as a matter of general policy, no contract holder or participant or group of contract holders or participants controlled by the same person or group of persons will knowingly be permitted to purchase in excess of 5% of the outstanding shares of the fund, except upon approval by the fund's management.

A Statement of Additional Information for the T. Rowe Price family of funds, which includes additional information about the funds, has been filed with the SEC and is incorporated by reference into this prospectus. Further information about fund investments, including a review of market conditions and the manager's recent investment strategies and their impact on performance during the past fiscal year, is available in the annual and semiannual shareholder reports. To obtain free copies of any of these documents, or for shareholder inquiries, contact your insurance company. Certain documents and updated performance information are available through troweprice.com.

Fund reports and other fund information are available on the EDGAR Database on the SEC's Internet site at <http://www.sec.gov>. Copies of this information may be obtained, after paying a duplicating fee, by electronic request at publicinfo@sec.gov.

T.RowePrice®

1940 Act File No. 811-07143
E305-040 5/1/19



Vanguard Variable Insurance Fund Equity Index Portfolio

April 26, 2019

Prospectus

See the inside front cover for important information about access to your fund's annual and semiannual shareholder reports.

This prospectus contains financial data for the Portfolio through the fiscal year ended December 31, 2018.

The Securities and Exchange Commission (SEC) has not approved or disapproved these securities or passed upon the adequacy of this prospectus. Any representation to the contrary is a criminal offense.

Important information about access to shareholder reports

Beginning on January 1, 2021, as permitted by regulations adopted by the SEC, paper copies of your fund's annual and semiannual shareholder reports will no longer be sent to you by mail, unless you specifically request them. Instead, you will be notified by mail each time a report is posted on the website and will be provided with a link to access the report.

If you have already elected to receive shareholder reports electronically, you will not be affected by this change and do not need to take any action. You may elect to receive shareholder reports and other communications from the fund electronically by contacting your financial intermediary (such as a broker-dealer or bank) or, if you invest directly with the fund, by calling Vanguard at one of the phone numbers on the back cover of this prospectus or by logging on to vanguard.com.

You may elect to receive paper copies of all future shareholder reports free of charge. If you invest through a financial intermediary, you can contact the intermediary to request that you continue to receive paper copies. If you invest directly with the fund, you can call Vanguard at one of the phone numbers on the back cover of this prospectus or log on to vanguard.com. Your election to receive paper copies will apply to all the funds you hold through an intermediary or directly with Vanguard.

Contents

Portfolio Summary	1	Financial Highlights	14
More on the Portfolio	5	General Information	16
The Portfolio and Vanguard	10	Glossary of Investment Terms	19
Investment Advisor	10		
Taxes	11		
Share Price	12		

Portfolio Summary

Investment Objective

The Portfolio seeks to track the performance of a benchmark index that measures the investment return of large-capitalization stocks.

Fees and Expenses

The following table describes the fees and expenses you may pay if you buy and hold shares of the Portfolio. The expenses shown in the table and in the example that follows do not reflect additional fees and expenses associated with the annuity or life insurance program through which you invest. If those additional fees and expenses were included, overall expenses would be higher.

Annual Portfolio Operating Expenses

(Expenses that you pay each year as a percentage of the value of your investment)

Management Fees	0.12%
12b-1 Distribution Fee	None
Other Expenses	0.02%
Total Annual Portfolio Operating Expenses	0.14%

Example

The following example is intended to help you compare the cost of investing in the Portfolio with the cost of investing in other mutual funds. It illustrates the hypothetical expenses that you would incur over various periods if you were to invest \$10,000 in the Portfolio's shares. This example assumes that the Portfolio provides a return of 5% each year and that total annual portfolio operating expenses remain as stated in the preceding table. You would incur these hypothetical expenses whether or not you were to redeem your investment at the end of the given period. Although your actual costs may be higher or lower, based on these assumptions your costs would be:

1 Year	3 Years	5 Years	10 Years
\$14	\$45	\$79	\$179

Portfolio Turnover

The Portfolio pays transaction costs, such as commissions, when it buys and sells securities (or "turns over" its portfolio). A higher portfolio turnover rate may indicate higher transaction costs. These costs, which are not reflected in annual portfolio operating expenses or in the previous expense example, reduce the Portfolio's performance. During the most recent fiscal year, the Portfolio's turnover rate was 5% of the average value of its portfolio.

Principal Investment Strategies

The Portfolio employs an indexing investment approach designed to track the performance of the Standard & Poor's 500 Index, a widely recognized benchmark of U.S. stock market performance that is dominated by the stocks of large U.S. companies. The Portfolio attempts to replicate the target index by investing all, or substantially all, of its assets in the stocks that make up the Index, holding each stock in approximately the same proportion as its weighting in the Index.

Principal Risks

An investment in the Portfolio could lose money over short or long periods of time. You should expect the Portfolio's share price and total return to fluctuate within a wide range. The Portfolio is subject to the following risks, which could affect the Portfolio's performance:

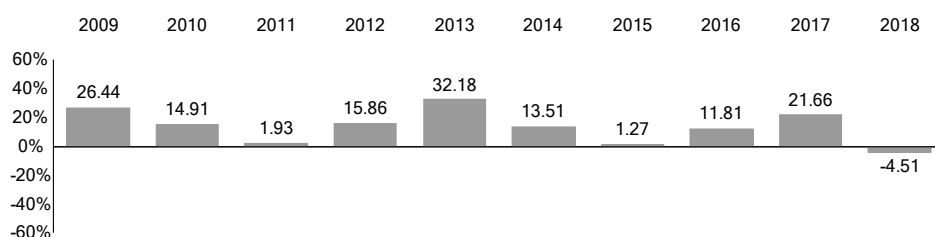
- *Stock market risk*, which is the chance that stock prices overall will decline. Stock markets tend to move in cycles, with periods of rising prices and periods of falling prices. The Portfolio's target index tracks a subset of the U.S. stock market, which could cause the Portfolio to perform differently from the overall stock market. In addition, the Portfolio's target index may, at times, become focused in stocks of a particular market sector, which would subject the Portfolio to proportionately higher exposure to the risks of that sector.
- *Investment style risk*, which is the chance that returns from large-capitalization stocks will trail returns from the overall stock market. Large-cap stocks tend to go through cycles of doing better—or worse—than other segments of the stock market or the stock market in general. These periods have, in the past, lasted for as long as several years.

An investment in the Portfolio is not a deposit of a bank and is not insured or guaranteed by the Federal Deposit Insurance Corporation or any other government agency.

Annual Total Returns

The following bar chart and table are intended to help you understand the risks of investing in the Portfolio. The bar chart shows how the performance of the Portfolio has varied from one calendar year to another over the periods shown. The table shows how the average annual total returns of the Portfolio compare with those of its target index, which has investment characteristics similar to those of the Portfolio. The Portfolio's returns are net of its expenses, but do not reflect additional fees and expenses that are deducted by the annuity or life insurance program through which you invest. If such fees and expenses were included in the calculation of the Portfolio's returns, the returns would be lower. Keep in mind that the Portfolio's past performance does not indicate how the Portfolio will perform in the future. Updated performance information is available on our website for Financial Advisors at advisors.vanguard.com or by calling Vanguard toll-free at 800-522-5555.

Annual Total Returns — Equity Index Portfolio



During the periods shown in the bar chart, the highest return for a calendar quarter was 15.95% (quarter ended June 30, 2009), and the lowest return for a quarter was -13.94% (quarter ended September 30, 2011).

Average Annual Total Returns for Periods Ended December 31, 2018

	1 Year	5 Years	10 Years
Equity Index Portfolio	-4.51%	8.35%	12.97%
Standard & Poor's 500 Index (reflects no deduction for fees or expenses)	-4.38%	8.49%	13.12%

Investment Advisor

The Vanguard Group, Inc. (Vanguard)

Portfolio Managers

Donald M. Butler, CFA, Principal of Vanguard. He has co-managed the Portfolio since 2016.

Michelle Louie, CFA, Portfolio Manager at Vanguard. She has co-managed the Portfolio since 2017.


Tax Information

The Portfolio normally distributes its net investment income and net realized capital gains, if any, to its shareholders, which are the insurance company separate accounts that sponsor your variable annuity or variable life insurance contract. The tax consequences to you of your investment in the Portfolio depend on the provisions of the annuity or life insurance contract through which you invest. For more information on taxes, please refer to the prospectus of the annuity or life insurance contract through which Portfolio shares are offered.

Payments to Financial Intermediaries

The Portfolio and its investment advisor do not pay financial intermediaries for sales of Portfolio shares.

More on the Portfolio

This prospectus describes the principal risks you would face as an investor in this Portfolio. It is important to keep in mind one of the main principles of investing: generally, the higher the risk of losing money, the higher the potential reward. The reverse, also, is generally true: the lower the risk, the lower the potential reward. As you consider an investment in any mutual fund, you should take into account your personal tolerance for fluctuations in the securities markets. Look for this  symbol throughout the prospectus. It is used to mark detailed information about the more significant risks that you would confront as a Portfolio investor. To highlight terms and concepts important to mutual fund investors, we have provided Plain Talk[®] explanations along the way. Reading the prospectus will help you decide whether the Portfolio is the right investment for you. We suggest that you keep this prospectus for future reference.

A Note About Vanguard Variable Insurance Fund

The Equity Index Portfolio of Vanguard Variable Insurance Fund is a mutual fund used solely as an investment option for annuity or life insurance contracts offered by insurance companies. This means that you cannot purchase shares of the Portfolio directly, but only through a contract offered by an insurance company.

The Equity Index Portfolio is separate from other Vanguard mutual funds, even when the Portfolio and a fund have the same investment objective and advisor. The Portfolio's investment performance will differ from the performance of other Vanguard funds because of differences in the securities held and because of administrative and insurance costs associated with the annuity or life insurance program through which you invest.

Plain Talk About Costs of Investing

Costs are an important consideration in choosing a mutual fund. That is because you, as a contract owner, pay a proportionate share of the costs of operating a fund and any transaction costs incurred when the fund buys or sells securities. These costs can erode a substantial portion of the gross income or the capital appreciation a fund achieves. Even seemingly small differences in expenses can, over time, have a dramatic effect on a fund's performance.

The following sections explain the principal investment strategies and policies that the Portfolio uses in pursuit of its objective. The Fund's board of trustees, which oversees the Portfolio's management, may change investment strategies or policies in the interest of shareholders without a shareholder vote, unless those strategies or policies are designated as fundamental.

Market Exposure

The Portfolio invests mainly in common stocks of U.S. companies.



The Portfolio is subject to stock market risk, which is the chance that stock prices overall will decline. Stock markets tend to move in cycles, with periods of rising prices and periods of falling prices. The Portfolio's target index tracks a subset of the U.S. stock market, which could cause the Portfolio to perform differently from the overall stock market. In addition, the Portfolio's target index may, at times, become focused in stocks of a particular market sector, which would subject the Portfolio to proportionately higher exposure to the risks of that sector.

Stocks of publicly traded companies are often classified according to market capitalization, which is the market value of a company's outstanding shares. These classifications typically include small-cap, mid-cap, and large-cap. It is important to understand that there are no "official" definitions of small-, mid-, and large-cap, even among Vanguard fund advisors and that market capitalization ranges can change over time. The asset-weighted median market capitalization of the Portfolio's stock holdings as of December 31, 2018, was \$99.1 billion.

Stock funds can also be categorized according to whether the stocks they hold are value or growth stocks or a blend of both. The Equity Index Portfolio generally fits into the large-cap blend category.



The Portfolio is subject to investment style risk, which is the chance that returns from large-capitalization stocks will trail returns from the overall stock market. Large-cap stocks tend to go through cycles of doing better—or worse—than other segments of the stock market or the stock market in general. These periods have, in the past, lasted for as long as several years.

Security Selection

The Portfolio is a stock index fund that seeks to track the performance of a benchmark index that measures the investment return of large-capitalization stocks. The Portfolio employs an indexing investment approach designed to track the performance of the Standard & Poor's 500 Index, a widely recognized benchmark of U.S. stock market performance that is dominated by the stocks of large U.S. companies. As of December 31, 2018, these stocks represented approximately 80% of the market value of all U.S. common stocks. In seeking to fully replicate the Index's performance, the Portfolio intends to hold each of the stocks in the Index in approximately the same proportion as its weighting in the Index. For example, if 3% of the Standard & Poor's 500 Index were made up of the stock of a specific company, the Portfolio would invest approximately 3% of its assets in that company. All, or substantially all (but in no event less than 80%), of the Portfolio's assets will be invested in stocks that make up the

Index. The Portfolio's 80% policy may be changed only upon 60 days' notice to shareholders.

The actual stocks that make up the Index are chosen by Standard & Poor's. The Index is weighted according to the market capitalization of the stocks it holds, so that the stocks with the highest market values represent the largest portion of the Index and have the greatest influence on its performance.

Other Investment Policies and Risks

The Portfolio reserves the right to substitute a different index for the index it currently tracks if the current index is discontinued, if the Portfolio's agreement with the sponsor of its target index is terminated, or for any other reason determined in good faith by the Fund's board of trustees. In any such instance, the substitute index would represent the same market segment as the current index.

The Portfolio may invest in foreign securities to the extent necessary to carry out its investment strategy of holding all, or substantially all, of the stocks that make up the index it tracks.

To track its target index as closely as possible, the Portfolio attempts to remain fully invested in stocks. To help stay fully invested and to reduce transaction costs, the Portfolio may invest, to a limited extent, in derivatives, including equity futures. The Portfolio may also use derivatives such as total return swaps to obtain exposure to a stock, a basket of stocks, or an index. Generally speaking, a derivative is a financial contract whose value is based on the value of a financial asset (such as a stock, a bond, or a currency), a physical asset (such as gold, oil, or wheat), a market index, or a reference rate. Investments in derivatives may subject the Portfolio to risks different from, and possibly greater than, those of investment directly in the underlying securities or assets. The Portfolio will not use derivatives for speculation or for the purpose of leveraging (magnifying) investment returns.

Cash Management

The Portfolio's daily cash balance may be invested in Vanguard Market Liquidity Fund and/or Vanguard Municipal Cash Management Fund (each, a CMT Fund), which are low-cost money market funds. When investing in a CMT Fund, the Portfolio bears its proportionate share of the expenses of the CMT Fund in which it invests. Vanguard receives no additional revenue from Portfolio assets invested in a CMT Fund.

Temporary Investment Measures

The Portfolio may temporarily depart from its normal investment policies and strategies when the advisor believes that doing so is in the Portfolio's best interest, so long as the strategy or policy employed is consistent with the Portfolio's investment

objective. For instance, the Portfolio may invest beyond its normal limits in derivatives or exchange-traded funds that are consistent with the Portfolio's investment objective when those instruments are more favorably priced or provide needed liquidity, as might be the case when the Portfolio receives large cash flows that it cannot prudently invest immediately.

Frequent Trading or Market-Timing

Background. Some investors try to profit from strategies involving frequent trading of mutual fund shares, such as market-timing. For funds holding foreign securities, investors may try to take advantage of an anticipated difference between the price of the fund's shares and price movements in overseas markets, a practice also known as time-zone arbitrage. Investors also may try to engage in frequent trading of funds holding investments such as small-cap stocks and high-yield bonds. As money is shifted into and out of a fund by an investor engaging in frequent trading, the fund incurs costs for buying and selling securities, resulting in increased brokerage and administrative costs. These costs are borne by *all* fund investors, including the long-term investors who do not generate the costs. In addition, frequent trading may interfere with an advisor's ability to efficiently manage the fund.

Policies to address frequent trading. The Vanguard funds (other than money market funds and short-term bond funds, but including Vanguard Short-Term Inflation-Protected Securities Index Fund) do not knowingly accommodate frequent trading. The board of trustees of each Vanguard fund (other than money market funds and short-term bond funds, but including Vanguard Short-Term Inflation-Protected Securities Index Fund) has adopted policies and procedures reasonably designed to detect and discourage frequent trading and, in some cases, to compensate the fund for the costs associated with it. These policies and procedures do not apply to ETF Shares because frequent trading in ETF Shares generally does not disrupt portfolio management or otherwise harm fund investors. Although there is no assurance that Vanguard will be able to detect or prevent frequent trading or market-timing in all circumstances, the following policies have been adopted to address these issues:

- Each Vanguard fund reserves the right to reject any purchase request—including exchanges from other Vanguard funds—without notice and regardless of size. For example, a purchase request could be rejected because the investor has a history of frequent trading or if Vanguard determines that such purchase may negatively affect a fund's operation or performance.
- Certain Vanguard funds charge shareholders purchase and/or redemption fees on transactions.

You may purchase or sell Portfolio shares through a contract offered by an insurance company. When insurance companies establish omnibus accounts in the Portfolio for their clients, we cannot monitor the individual clients' trading activity. However, we review trading activity at the omnibus account level, and we look for activity that may indicate potential frequent trading or market-timing. If we detect suspicious trading activity, we will seek the assistance of the insurance company to investigate that trading activity and take appropriate action, including prohibiting additional purchases of Portfolio shares by a client. Insurance companies may apply frequent-trading policies that differ from one another. Please read the insurance company contract and program materials carefully to learn of any rules or fees that may apply.

See the accompanying prospectus for the annuity or insurance program through which Portfolio shares are offered for further details on transaction policies.

The Portfolio, in determining its net asset value, will use fair-value pricing when appropriate, as described in the *Share Price* section. Fair-value pricing may reduce or eliminate the profitability of certain frequent-trading strategies.

Do not invest with Vanguard if you are a market-timer.

Turnover Rate

A mutual fund's turnover rate is a measure of its trading activity. Generally, an index fund sells securities in response to redemption requests or to changes in the composition of its target index. The Portfolio may sell securities regardless of how long they have been held. The historical turnover rates for the Portfolio can be found in the *Financial Highlights* section of this prospectus. A turnover rate of 100%, for example, would mean that the Portfolio had sold and replaced securities valued at 100% of its net assets within a one-year period.

Plain Talk About Turnover Rate

Before investing in a mutual fund, you should review its turnover rate. This rate gives an indication of how transaction costs, which are not included in the fund's expense ratio, could affect the fund's future returns. In general, the greater the volume of buying and selling by the fund, the greater the impact that brokerage commissions and other transaction costs will have on its return. Also, funds with high turnover rates may be more likely to generate capital gains, including short-term capital gains, that must be distributed to shareholders and will be taxable to shareholders investing through a taxable account.

The Portfolio and Vanguard

Vanguard Variable Insurance Fund is a member of The Vanguard Group, a family of over 200 funds holding assets of approximately \$4.5 trillion. All of the funds that are members of The Vanguard Group (other than funds of funds) share in the expenses associated with administrative services and business operations, such as personnel, office space, and equipment.

Vanguard Marketing Corporation provides marketing services to the funds. Although fund shareholders do not pay sales commissions or 12b-1 distribution fees, each fund (other than a fund of funds) or each share class of a fund (in the case of a fund with multiple share classes) pays its allocated share of the Vanguard funds' marketing costs.

Plain Talk About Vanguard's Unique Corporate Structure

The Vanguard Group is owned jointly by the funds it oversees and thus indirectly by the shareholders in those funds. Most other mutual funds are operated by management companies that are owned by third parties—either public or private stockholders—and not by the funds they serve.

Investment Advisor

The Vanguard Group, Inc., P.O. Box 2600, Valley Forge, PA 19482, which began operations in 1975, serves as advisor to the Portfolio through its Equity Index Group. As of December 31, 2018, Vanguard managed approximately \$3.9 trillion in assets. Vanguard provides investment advisory services to the Portfolio pursuant to the Funds' Service Agreement and subject to the supervision and oversight of the trustees and officers of the Portfolio.

For the fiscal year ended December 31, 2018, the Portfolio's advisory expenses represented an effective annual rate of 0.02% of the Portfolio's average net assets.

Under the terms of an SEC exemption, the board of trustees of Vanguard Variable Insurance Fund may, without prior approval from shareholders, change the terms of an advisory agreement with a third-party investment advisor or hire a new third-party investment advisor—either as a replacement for an existing advisor or as an additional advisor. Any significant change in the Portfolio's advisory arrangements will be communicated to shareholders in writing. As the Portfolio's sponsor and overall manager, Vanguard may provide investment advisory services to the Portfolio at any time. Vanguard may also recommend to the board of trustees that an advisor be hired, terminated, or replaced or that the terms of an existing advisory agreement be revised. Vanguard Variable Insurance Fund has filed an application seeking a similar SEC exemption with respect to investment advisors that are wholly owned

subsidiaries of Vanguard. If the exemption is granted, the Portfolio may rely on the new SEC relief.

For a discussion of why the board of trustees approved the Portfolio's investment advisory arrangement, see Vanguard Variable Insurance Fund's most recent semiannual report to shareholders covering the fiscal period ended June 30.

The managers primarily responsible for the day-to-day management of the Portfolio are:

Donald M. Butler, CFA, Principal of Vanguard. He has been with Vanguard since 1992, has managed investment portfolios since 1997, and has co-managed the Portfolio since 2016. Education: B.S.B.A., Shippensburg University.

Michelle Louie, CFA, Portfolio Manager at Vanguard. She has been with Vanguard since 2010, has worked in investment management since 2012, has managed investment portfolios since 2016, and has co-managed the Portfolio since 2017. Education: B.S., The American University; M.B.A., The Georgia Institute of Technology.

The Fund's *Statement of Additional Information* provides information about each portfolio manager's compensation, other accounts under management, and ownership of shares of the Portfolio.

Taxes

The Portfolio normally distributes its net investment income and net realized short-term or long-term capital gains, if any, to its shareholders, which are the insurance company separate accounts that fund your variable annuity or variable life insurance contract. The tax consequences to you of your investment in the Portfolio depend on the provisions of the annuity or life insurance contract through which you invest; please refer to the prospectus of such contract for more information.

The Portfolio intends to operate in such a manner that a separate account investing only in Portfolio shares will result in the variable annuity and variable life insurance contracts supported by that account receiving favorable tax treatment. This favorable treatment means that you generally will not be taxed on Portfolio distributions or proceeds on dispositions of Portfolio shares received by the separate account funding your contract. In order to qualify for this favorable treatment, the insurance company separate accounts that invest in the Portfolio must satisfy certain requirements. If a Portfolio funding your contract does not meet such requirements, your contract could lose its favorable tax treatment, and income and gain allocable to your contract could be taxable to you. Also, if the IRS were to determine that contract holders have an impermissible level of control over the investments funding their contracts, your contract could lose its favorable tax treatment and income and gain allocable to your

contract could be taxable currently to you. Please see Vanguard Variable Insurance Fund's *Statement of Additional Information* for more information.

Share Price

Share price, also known as *net asset value* (NAV), is calculated each business day as of the close of regular trading on the New York Stock Exchange (NYSE), generally 4 p.m., Eastern time. In the rare event the NYSE experiences unanticipated disruptions and is unavailable at the close of the trading day, NAVs will be calculated as of the close of regular trading on the Nasdaq (or another alternate exchange if the Nasdaq is unavailable, as determined at Vanguard's discretion), generally 4 p.m., Eastern time. The NAV per share is computed by dividing the total assets, minus liabilities, of the Portfolio by the number of Portfolio shares outstanding. On U.S. holidays or other days when the NYSE is closed, the NAV is not calculated, and the Portfolio does not sell or redeem shares. However, on those days the value of the Portfolio's assets may be affected to the extent that the Portfolio holds securities that change in value on those days (such as foreign securities that trade on foreign markets that are open).

Stocks held by a Vanguard portfolio are valued at their *market value* when reliable market quotations are readily available from the principal exchange or market on which they are traded. Such securities are generally valued at their official closing price, the last reported sales price, or if there were no sales that day, the mean between the closing bid and asking prices. When a portfolio determines that pricing-service information or market quotations either are not readily available or do not accurately reflect the value of a security, the security is priced at its *fair value* (the amount that the owner might reasonably expect to receive upon the current sale of the security).

The values of any foreign securities held by a portfolio are converted into U.S. dollars using an exchange rate obtained from an independent third party as of the close of regular trading on the NYSE. The values of any mutual fund shares, including institutional money market fund shares, held by a portfolio are based on the NAVs of the shares. The values of any ETF shares or closed-end fund shares held by a portfolio are based on the market value of the shares.

A portfolio also will use fair-value pricing if the value of a security it holds has been materially affected by events occurring before the portfolio's pricing time but after the close of the principal exchange or market on which the security is traded. This most commonly occurs with foreign securities, which may trade on foreign exchanges that close many hours before the portfolio's pricing time. Intervening events might be company-specific (e.g., earnings report, merger announcement) or country-specific or regional/global (e.g., natural disaster, economic or political news, act of terrorism, interest rate change). Intervening events include price movements in U.S. markets that exceed a specified threshold or that are otherwise deemed to affect the value of

foreign securities. Fair-value pricing may be used for domestic securities—for example, if (1) trading in a security is halted and does not resume before the portfolio's pricing time or a security does not trade in the course of a day and (2) the portfolio holds enough of the security that its price could affect the portfolio's NAV.

Fair-value prices are determined by Vanguard according to procedures adopted by the board of trustees. When fair-value pricing is employed, the prices of securities used by a portfolio to calculate its NAV may differ from quoted or published prices for the same securities.

The Portfolio's NAV is used to determine the unit value for the annuity or life insurance program through which you invest. For more information on unit values, please refer to the accompanying prospectus of the insurance company that offers your annuity or life insurance program.

Financial Highlights

The following financial highlights table is intended to help you understand the Portfolio's financial performance for the periods shown, and certain information reflects financial results for a single Portfolio share. The total returns in the table represent the rate that an investor would have earned or lost each period on an investment in the Portfolio (assuming reinvestment of all distributions). This information has been obtained from the financial statements audited by PricewaterhouseCoopers LLP, an independent registered public accounting firm, whose report—along with the Portfolio's financial statements—is included in Vanguard Variable Insurance Fund's most recent annual report to shareholders. You may obtain a free copy of the latest annual or semiannual report by visiting vanguard.com or by contacting Vanguard by telephone or mail.

Yields and total returns presented for the Portfolio are net of the Portfolio's operating expenses, but do not take into account charges and expenses attributable to the annuity or life insurance program through which you invest. The expenses of the annuity or life insurance program reduce the returns and yields you ultimately receive, so you should bear those expenses in mind when evaluating the performance of the Portfolio and when comparing the yields and returns of the Portfolio with those of other mutual funds.

Equity Index Portfolio

	Year Ended December 31,				
For a Share Outstanding Throughout Each Period	2018	2017	2016	2015	2014
Net Asset Value, Beginning of Period	\$41.17	\$35.63	\$33.25	\$34.44	\$31.50
Investment Operations					
Net Investment Income	.804 ¹	.699 ¹	.704	.759 ²	.587
Net Realized and Unrealized Gain (Loss) on Investments	(2.556)	6.734	3.055	(.338)	3.522
Total from Investment Operations	(1.752)	7.433	3.759	.421	4.109
Distributions					
Dividends from Net Investment Income	(.703)	(.699)	(.759)	(.569)	(.555)
Distributions from Realized Capital Gains	(.685)	(1.194)	(.620)	(1.042)	(.614)
Total Distributions	(1.388)	(1.893)	(1.379)	(1.611)	(1.169)
Net Asset Value, End of Period	\$38.03	\$41.17	\$35.63	\$33.25	\$34.44
Total Return	-4.51%	21.66%	11.81%	1.27%	13.51%
Ratios/Supplemental Data					
Net Assets, End of Period (Millions)	\$4,934	\$5,178	\$4,329	\$3,985	\$3,784
Ratio of Total Expenses to Average Net Assets	0.14%	0.15%	0.15%	0.15%	0.16%
Ratio of Net Investment Income to Average Net Assets	1.94%	1.85%	2.08%	2.31% ²	1.88%
Portfolio Turnover Rate	5%	5%	7%	4%	7%

1 Calculated based on average shares outstanding.

2 Net investment income per share and the ratio of net investment income to average net assets include \$0.13 and 0.35%, respectively, resulting from a special dividend from Medtronic plc in January 2015.

General Information

This Portfolio of Vanguard Variable Insurance Fund offers its shares to insurance companies to fund both annuity and life insurance contracts. Because of differences in tax treatment or other considerations, the best interests of various contract owners participating in the Portfolio might at some time be in conflict. The Fund's board of trustees will monitor for any material conflicts and determine what action, if any, should be taken.

If the board of trustees determines that continued offering of shares would be detrimental to the best interests of the Portfolio's shareholders, the Portfolio may suspend the offering of shares for a period of time. If the board of trustees determines that a specific purchase acceptance would be detrimental to the best interests of the Portfolio's shareholders (for example, because of the size of the purchase request or a history of frequent trading by the investor), the Portfolio may reject such a purchase request.

If you wish to redeem money from the Portfolio, please refer to the instructions provided in the accompanying prospectus for the annuity or life insurance program. Shares of the Portfolio may be redeemed on any business day that the NYSE is open for trading. The redemption price of shares will be at the next-determined net asset value per share. Redemption proceeds generally will be wired to the administrator within one business day following receipt of the redemption request, but no later than seven business days. Contract owners will receive their redemption checks from the administrator.

Under normal circumstances, the Portfolio typically expects to meet redemptions with positive cash flows. When this is not an option, the Portfolio seeks to maintain its risk exposure by selling a cross section of the Portfolio's holdings to meet redemptions, while also factoring in transaction costs. Additionally, the Portfolio may work with the insurance companies through which contract owners participate in the Portfolio to implement redemptions in a manner that is least disruptive to the portfolio.

Under certain circumstances, including under stressed market conditions, there are additional tools that the Portfolio may use in order to meet redemptions, including advancing the settlement of market trades with counterparties to match investor redemption payments or delaying settlement of an investor's transaction to match trade settlement within regulatory requirements. The Portfolio may also suspend payment of redemption proceeds for up to seven days. Additionally, under these unusual circumstances, the Portfolio may borrow money (subject to certain regulatory conditions and if available under board-approved procedures) through an interfund lending facility or through a bank line-of-credit, including a joint committed credit facility, in order to meet redemption requests.

The Portfolio may suspend the redemption right or postpone payment at times when the New York Stock Exchange is closed or during any emergency circumstances, as determined by the Securities and Exchange Commission.

The exchange privilege (your ability to redeem shares from one Portfolio to purchase shares of another Portfolio) may be available to you through your contract. Although we make every effort to maintain the exchange privilege, Vanguard reserves the right to revise or terminate this privilege, limit the amount of an exchange, or reject any exchange, at any time, without notice.

If the board of trustees determines that it would be detrimental to the best interests of the Portfolio's remaining shareholders to make payment in cash, the Portfolio may pay redemption proceeds, in whole or in part, by an in-kind distribution of readily marketable securities.

For certain categories of investors, the Portfolio has authorized one or more brokers to accept on its behalf purchase and redemption orders. The brokers are authorized to designate other intermediaries to accept purchase and redemption orders on the Portfolio's behalf. The Portfolio will be deemed to have received a purchase or redemption order when an authorized broker, or a broker's authorized designee, accepts the order in accordance with the Portfolio's instructions. In most cases, for these categories of investors, a contract owner's properly transmitted order will be priced at the Portfolio's next-determined NAV after the order is accepted by the authorized broker or the broker's designee. The contract owner should review the authorized broker's policies relating to trading in the Vanguard funds.

Please consult Vanguard Variable Insurance Fund's *Statement of Additional Information* or our website for a description of the policies and procedures that govern disclosure of the Fund's portfolio holdings.

CFA® is a registered trademark owned by CFA Institute.

The "S&P 500 Index" (the "Index") is a product of S&P Dow Jones Indices LLC ("SPDJI"), and has been licensed for use by Vanguard. Standard & Poor's® and S&P® are registered trademarks of Standard & Poor's Financial Services LLC ("S&P"); Dow Jones® is a registered trademark of Dow Jones Trademark Holdings LLC ("Dow Jones"); S&P® and S&P 500® are trademarks of S&P; and these trademarks have been licensed for use by SPDJI and sublicensed for certain purposes by Vanguard. Vanguard Variable Insurance Fund Equity Index Portfolio is not sponsored, endorsed, sold or promoted by SPDJI, Dow Jones, S&P, or any of their respective affiliates (collectively, "S&P Dow Jones Indices"). S&P Dow Jones Indices make no representation or warranty, express or implied, to the owners of Vanguard Variable Insurance Fund Equity Index Portfolio or any member of the public regarding the advisability of investing in securities generally or in Vanguard Variable Insurance Fund Equity Index Portfolio particularly or the ability of the S&P 500 Index to track general market performance. S&P Dow Jones Indices' only relationship to Vanguard with respect to the S&P 500 Index is the licensing of the Index and certain trademarks, service marks and/or trade names of S&P Dow Jones Indices and/or its licensors. The S&P 500 Index is determined, composed and calculated by S&P Dow Jones Indices without regard to Vanguard or Vanguard Variable Insurance Fund Equity Index Portfolio. S&P Dow Jones Indices have no obligation to take the needs of Vanguard or the owners of Vanguard Variable Insurance Fund Equity Index Portfolio into consideration in determining, composing or calculating the S&P 500 Index. S&P Dow Jones Indices are not responsible for and have not participated in the determination of the prices, and amount of Vanguard Variable Insurance Fund Equity Index Portfolio or the timing of the issuance or sale of Vanguard Variable Insurance Fund Equity Index Portfolio or in the determination or calculation of the equation by which Vanguard Variable Insurance Fund Equity Index Portfolio is to be converted into cash, surrendered or redeemed, as the case may be. S&P Dow Jones Indices have no obligation or liability in connection with the administration, marketing or trading of Vanguard Variable Insurance Fund Equity Index Portfolio. There is no assurance that investment products based on the S&P 500 Index will accurately track index performance or provide positive investment returns. S&P Dow Jones Indices LLC is not an investment advisor. Inclusion of a security within an index is not a recommendation by S&P Dow Jones Indices to buy, sell, or hold such security, nor is it considered to be investment advice.

S&P DOW JONES INDICES DOES NOT GUARANTEE THE ADEQUACY, ACCURACY, TIMELINESS AND/OR THE COMPLETENESS OF THE S&P 500 INDEX OR ANY DATA RELATED THERETO OR ANY COMMUNICATION, INCLUDING BUT NOT LIMITED TO, ORAL OR WRITTEN COMMUNICATION (INCLUDING ELECTRONIC COMMUNICATIONS) WITH RESPECT THERETO. S&P DOW JONES INDICES SHALL NOT BE SUBJECT TO ANY DAMAGES OR LIABILITY FOR ANY ERRORS, OMISSIONS, OR DELAYS THEREIN. S&P DOW JONES INDICES MAKE NO EXPRESS OR IMPLIED WARRANTIES, AND EXPRESSLY DISCLAIMS ALL WARRANTIES, OF MERCHANTABILITY OR FITNESS FOR A PARTICULAR PURPOSE OR USE OR AS TO RESULTS TO BE OBTAINED BY VANGUARD, OWNERS OF VANGUARD VARIABLE INSURANCE FUND EQUITY INDEX PORTFOLIO, OR ANY OTHER PERSON OR ENTITY FROM THE USE OF THE INDEX OR WITH RESPECT TO ANY DATA RELATED THERETO. WITHOUT LIMITING ANY OF THE FOREGOING, IN NO EVENT WHATSOEVER SHALL S&P DOW JONES INDICES BE LIABLE FOR ANY INDIRECT, SPECIAL, INCIDENTAL, PUNITIVE, OR CONSEQUENTIAL DAMAGES INCLUDING BUT NOT LIMITED TO, LOSS OF PROFITS, TRADING LOSSES, LOST TIME OR GOODWILL, EVEN IF THEY HAVE BEEN ADVISED OF THE POSSIBILITY OF SUCH DAMAGES, WHETHER IN CONTRACT, TORT, STRICT LIABILITY, OR OTHERWISE. THERE ARE NO THIRD PARTY BENEFICIARIES OF ANY AGREEMENTS OR ARRANGEMENTS BETWEEN S&P DOW JONES INDICES AND VANGUARD, OTHER THAN THE LICENSORS OF S&P DOW JONES INDICES.

Glossary of Investment Terms

Capital Gains Distributions. Payments to portfolio shareholders of gains realized on securities that a portfolio has sold at a profit, minus any realized losses.

Cash Equivalent Investments. Cash deposits, short-term bank deposits, and money market instruments that include U.S. Treasury bills and notes, bank certificates of deposit (CDs), repurchase agreements, commercial paper, and banker's acceptances.

Common Stock. A security representing ownership rights in a corporation.

Dividend Distributions. Payments to portfolio shareholders of income from interest or dividends generated by a portfolio's investments.

Expense Ratio. A portfolio's total annual operating expenses expressed as a percentage of the portfolio's average net assets. The expense ratio includes management and administrative expenses, but does not include the transaction costs of buying and selling portfolio securities.

Inception Date. The date on which the assets of a portfolio are first invested in accordance with the portfolio's investment objective. For portfolios with a subscription period, the inception date is the day after that period ends. Investment performance is generally measured from the inception date.

Indexing. A low-cost investment strategy in which a mutual fund attempts to track—rather than outperform—a specified market benchmark, or “index.”

Joint Committed Credit Facility. The Portfolio participates, along with other funds managed by Vanguard, in a committed credit facility provided by a syndicate of lenders pursuant to a credit agreement that may be renewed annually; each Vanguard fund is individually liable for its borrowings, if any, under the credit facility. The amount and terms of the committed credit facility are subject to approval by the Fund's board of trustees and renegotiation with the lender syndicate on an annual basis.

Median Market Capitalization. An indicator of the size of companies in which a portfolio invests; the midpoint of market capitalization (market price x shares outstanding) of a portfolio's stocks, weighted by the proportion of the portfolio's assets invested in each stock. Stocks representing half of the portfolio's assets have market capitalizations above the median, and the rest are below it.

Mutual Fund. An investment company that pools the money of many people and invests it in a variety of securities in an effort to achieve a specific objective over time.

New York Stock Exchange (NYSE). A stock exchange based in New York City that is open for regular trading on business days, Monday through Friday, from 9:30 a.m. to 4 p.m., Eastern time.

Securities. Stocks, bonds, money market instruments, and other investments.

Standard & Poor's 500 Index. An index that is a widely recognized benchmark of U.S. stock market performance that is dominated by the stocks of large U.S. companies.

Total Return. A percentage change, over a specified time period, in a portfolio's net asset value, assuming the reinvestment of all distributions of dividends and capital gains.

Volatility. The fluctuations in value of a mutual fund or other security. The greater a portfolio's volatility, the wider the fluctuations in its returns.

Yield. Income (interest or dividends) earned by an investment, expressed as a percentage of the investment's price.

This page intentionally left blank.



P.O. Box 2600
Valley Forge, PA 19482-2600

Connect with Vanguard® > vanguard.com

For More Information

If you would like more information about Vanguard Variable Insurance Fund Equity Index Portfolio, the following documents are available free upon request:

Annual/Semiannual Reports to Shareholders

Additional information about the Portfolio's investments is available in Vanguard Variable Insurance Fund's annual and semiannual reports to shareholders. In the annual report, you will find a discussion of the market conditions and investment strategies that significantly affected the Portfolio's performance during its last fiscal year.

Statement of Additional Information (SAI)

The SAI provides more detailed information about the Portfolio and is incorporated by reference into (and thus legally a part of) this prospectus.

To receive a free copy of the latest annual or semiannual reports or the SAI, or to request additional information about the Fund or other Vanguard funds, please visit vanguard.com or contact us as follows:

Vanguard Annuity and Insurance Services
P.O. Box 2600
Valley Forge, PA 19482-2600
Telephone: 800-522-5555
Text telephone for people with hearing impairment:
800-749-7273

Information Provided by the Securities and Exchange Commission (SEC)

Reports and other information about the Fund are available in the EDGAR database on the SEC's website at www.sec.gov, or you can receive copies of this information, for a fee, by electronic request at the following email address: publicinfo@sec.gov.

Fund's Investment Company Act file number: 811-05962

© 2019 The Vanguard Group, Inc. All rights reserved.
Vanguard Marketing Corporation, Distributor.

P 107 042019



Vanguard Variable Insurance Fund Balanced Portfolio

April 26, 2019

Prospectus

See the inside front cover for important information about access to your fund's annual and semiannual shareholder reports.

This prospectus contains financial data for the Portfolio through the fiscal year ended December 31, 2018.

The Securities and Exchange Commission (SEC) has not approved or disapproved these securities or passed upon the adequacy of this prospectus. Any representation to the contrary is a criminal offense.

Important information about access to shareholder reports

Beginning on January 1, 2021, as permitted by regulations adopted by the SEC, paper copies of your fund's annual and semiannual shareholder reports will no longer be sent to you by mail, unless you specifically request them. Instead, you will be notified by mail each time a report is posted on the website and will be provided with a link to access the report.

If you have already elected to receive shareholder reports electronically, you will not be affected by this change and do not need to take any action. You may elect to receive shareholder reports and other communications from the fund electronically by contacting your financial intermediary (such as a broker-dealer or bank) or, if you invest directly with the fund, by calling Vanguard at one of the phone numbers on the back cover of this prospectus or by logging on to vanguard.com.

You may elect to receive paper copies of all future shareholder reports free of charge. If you invest through a financial intermediary, you can contact the intermediary to request that you continue to receive paper copies. If you invest directly with the fund, you can call Vanguard at one of the phone numbers on the back cover of this prospectus or log on to vanguard.com. Your election to receive paper copies will apply to all the funds you hold through an intermediary or directly with Vanguard.

Contents

Portfolio Summary	1	Financial Highlights	20
More on the Portfolio	6	General Information	22
The Portfolio and Vanguard	15	Glossary of Investment Terms	25
Investment Advisor	16		
Taxes	18		
Share Price	18		

Portfolio Summary

Investment Objective

The Portfolio seeks to provide long-term capital appreciation and reasonable current income.

Fees and Expenses

The following table describes the fees and expenses you may pay if you buy and hold shares of the Portfolio. The expenses shown in the table and in the example that follows do not reflect additional fees and expenses associated with the annuity or life insurance program through which you invest. If those additional fees and expenses were included, overall expenses would be higher.

Annual Portfolio Operating Expenses

(Expenses that you pay each year as a percentage of the value of your investment)

Management Fees	0.19%
12b-1 Distribution Fee	None
Other Expenses	0.02%
Total Annual Portfolio Operating Expenses	0.21%

Example

The following example is intended to help you compare the cost of investing in the Portfolio with the cost of investing in other mutual funds. It illustrates the hypothetical expenses that you would incur over various periods if you were to invest \$10,000 in the Portfolio's shares. This example assumes that the Portfolio provides a return of 5% each year and that total annual portfolio operating expenses remain as stated in the preceding table. You would incur these hypothetical expenses whether or not you were to redeem your investment at the end of the given period. Although your actual costs may be higher or lower, based on these assumptions your costs would be:

1 Year	3 Years	5 Years	10 Years
\$22	\$68	\$118	\$268

Portfolio Turnover

The Portfolio pays transaction costs, such as commissions, when it buys and sells securities (or "turns over" its portfolio). A higher portfolio turnover rate may indicate higher transaction costs. These costs, which are not reflected in annual portfolio operating expenses or in the previous expense example, reduce the Portfolio's performance. During the most recent fiscal year, the Portfolio's turnover rate was 36% of the average value of its portfolio.

Principal Investment Strategies

The Portfolio invests 60% to 70% of its assets in dividend-paying and, to a lesser extent, non-dividend-paying common stocks of established large companies. In choosing these companies, the advisor seeks those that appear to be undervalued but have prospects for improvement. These stocks are commonly referred to as value stocks. The remaining 30% to 40% of the Portfolio's assets are invested mainly in fixed income securities that the advisor believes will generate a reasonable level of current income. These securities include investment-grade corporate bonds, with some exposure to U.S. Treasury and government agency bonds, and mortgage-backed securities.

Principal Risks

The Portfolio is subject to the risks associated with the stock and bond markets, any of which could cause an investor to lose money. However, because stock and bond prices can move in different directions or to different degrees, the Portfolio's bond holdings may counteract some of the volatility experienced by the Portfolio's stock holdings.

- With approximately 60% to 70% of its assets allocated to stocks, the Portfolio is proportionately subject to the following stock risks: *stock market risk*, which is the chance that stock prices overall will decline; and *investment style risk*, which is the chance that returns from large-capitalization value stocks will trail returns from the overall stock market. Large-cap stocks tend to go through cycles of doing better—or worse—than other segments of the stock market or the stock market in general. These periods have, in the past, lasted for as long as several years.
- With approximately 30% to 40% of its assets allocated to bonds, the Portfolio is proportionately subject to the following bond risks: *interest rate risk*, which is the chance that bond prices will decline because of rising interest rates; *income risk*, which is the chance that the Portfolio's income will decline because of falling interest rates; *credit risk*, which is the chance that a bond issuer will fail to pay interest or principal in a timely manner or that negative perceptions of the issuer's ability to make such payments will cause the price of that bond to decline; *liquidity risk*, which is the chance that the Portfolio may not be able to sell a security in a timely manner at a desired price; and *call risk*, which is the chance that during periods of falling interest rates, issuers of callable bonds may call (redeem) securities with higher coupon rates or interest rates before their maturity dates. The Portfolio would then lose any price appreciation above the bond's call price and would be forced to reinvest the unanticipated proceeds at lower interest rates, resulting in a decline in the Portfolio's income. Such redemptions and subsequent reinvestments would also increase the Portfolio's turnover rate. For mortgage-backed securities, this risk is known as *prepayment risk*.

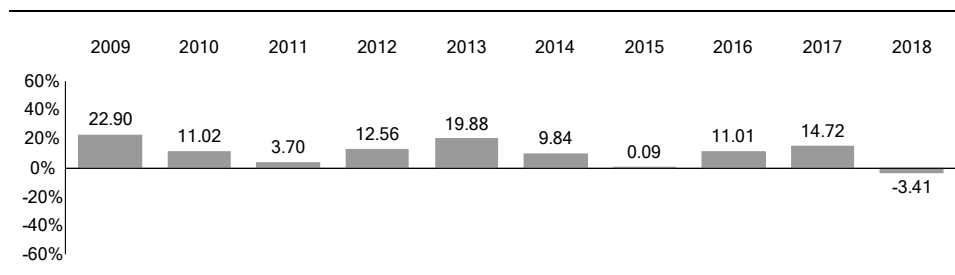
- The Portfolio is also subject to *manager risk*, which is the chance that poor security selection will cause the Portfolio to underperform relevant benchmarks or other funds with a similar investment objective. In addition, significant investment in the financial sector subjects the Portfolio to proportionately higher exposure to the risks of this sector.

An investment in the Portfolio is not a deposit of a bank and is not insured or guaranteed by the Federal Deposit Insurance Corporation or any other government agency.

Annual Total Returns

The following bar chart and table are intended to help you understand the risks of investing in the Portfolio. The bar chart shows how the performance of the Portfolio has varied from one calendar year to another over the periods shown. The table shows how the average annual total returns of the Portfolio compare with those of a relevant market index and a composite stock/bond index, which have investment characteristics similar to those of the Portfolio. The Portfolio's returns are net of its expenses but do not reflect additional fees and expenses that are deducted by the annuity or life insurance program through which you invest. If such fees and expenses were included in the calculation of the Portfolio's returns, the returns would be lower. Keep in mind that the Portfolio's past performance does not indicate how the Portfolio will perform in the future. Updated performance information is available on our website for Financial Advisors at advisors.vanguard.com or by calling Vanguard toll-free at 800-522-5555.

Annual Total Returns — Balanced Portfolio



During the periods shown in the bar chart, the highest return for a calendar quarter was 13.60% (quarter ended June 30, 2009), and the lowest return for a quarter was -8.97% (quarter ended September 30, 2011).

Average Annual Total Returns for Periods Ended December 31, 2018

	1 Year	5 Years	10 Years
Balanced Portfolio	-3.41%	6.22%	9.95%
Comparative Indexes (reflect no deduction for fees or expenses)			
Standard & Poor's 500 Index	-4.38%	8.49%	13.12%
Composite Stock/Bond Index	-3.09	6.70	10.34

Investment Advisor

Wellington Management Company LLP (Wellington Management)

Portfolio Managers

Edward P. Bousa, CFA, Senior Managing Director and Equity Portfolio Manager of Wellington Management. He has managed the stock portion of the Portfolio since 2003 (co-managed since March 2019).

John C. Keogh, Senior Managing Director and Fixed Income Portfolio Manager of Wellington Management. He has managed the fixed income portion of the Portfolio since 2003 (co-managed since 2017).

Loren L. Moran, CFA, Senior Managing Director and Fixed Income Portfolio Manager of Wellington Management. She has co-managed the fixed income portion of the Portfolio since 2017.

Daniel J. Pozen, Senior Managing Director and Equity Portfolio Manager of Wellington Management. He has co-managed the stock portion of the Portfolio since March 2019.

Michael E. Stack, CFA, Senior Managing Director and Fixed Income Portfolio Manager of Wellington Management. He has co-managed the fixed income portion of the Portfolio since 2017.


Tax Information

The Portfolio normally distributes its net investment income and net realized capital gains, if any, to its shareholders, which are the insurance company separate accounts that sponsor your variable annuity or variable life insurance contract. The tax consequences to you of your investment in the Portfolio depend on the provisions of the annuity or life insurance contract through which you invest. For more information on taxes, please refer to the prospectus of the annuity or life insurance contract through which Portfolio shares are offered.

Payments to Financial Intermediaries

The Portfolio and its investment advisor do not pay financial intermediaries for sales of Portfolio shares.

More on the Portfolio

This prospectus describes the principal risks you would face as an investor in this Portfolio. It is important to keep in mind one of the main principles of investing: generally, the higher the risk of losing money, the higher the potential reward. The reverse, also, is generally true: the lower the risk, the lower the potential reward. As you consider an investment in any mutual fund, you should take into account your personal tolerance for fluctuations in the securities markets. Look for this  symbol throughout the prospectus. It is used to mark detailed information about the more significant risks that you would confront as a Portfolio investor. To highlight terms and concepts important to mutual fund investors, we have provided Plain Talk[®] explanations along the way. Reading the prospectus will help you decide whether the Portfolio is the right investment for you. We suggest that you keep this prospectus for future reference.

A Note About Vanguard Variable Insurance Fund

The Balanced Portfolio of Vanguard Variable Insurance Fund is a mutual fund used solely as an investment option for annuity or life insurance contracts offered by insurance companies. This means that you cannot purchase shares of the Portfolio directly, but only through a contract offered by an insurance company.

The Balanced Portfolio is separate from other Vanguard mutual funds, even when the Portfolio and a fund have the same investment objective and advisor. The Portfolio's investment performance will differ from the performance of other Vanguard funds because of differences in the securities held and because of administrative and insurance costs associated with the annuity or life insurance program through which you invest.

Plain Talk About Costs of Investing

Costs are an important consideration in choosing a mutual fund. That is because you, as a contract owner, pay a proportionate share of the costs of operating a fund and any transaction costs incurred when the fund buys or sells securities. These costs can erode a substantial portion of the gross income or the capital appreciation a fund achieves. Even seemingly small differences in expenses can, over time, have a dramatic effect on a fund's performance.

The following sections explain the principal investment strategies and policies that the Portfolio uses in pursuit of its objective. The Fund's board of trustees, which oversees the Portfolio's management, may change investment strategies or policies in the interest of shareholders without a shareholder vote, unless those strategies or policies are designated as fundamental.

Plain Talk About Balanced Funds

Balanced funds are generally investments that seek to provide some combination of income and capital appreciation by investing in a mix of stocks and bonds. Because prices of stocks and bonds can respond differently to economic events and influences, a balanced fund should experience less volatility than a fund investing exclusively in stocks.

Market Exposure

The Portfolio invests 60% to 70% of its assets in common stocks. The remaining 30% to 40% of the Portfolio's assets are invested in bonds.




The Portfolio is subject to stock market risk, which is the chance that stock prices overall will decline. Stock markets tend to move in cycles, with periods of rising prices and periods of falling prices.



The Portfolio is subject to investment style risk, which is the chance that returns from large-capitalization value stocks will trail returns from the overall stock market. Large-cap stocks tend to go through cycles of doing better—or worse—than other segments of the stock market or the stock market in general. These periods have, in the past, lasted for as long as several years.

Plain Talk About Bonds and Interest Rates

As a rule, when interest rates rise, bond prices fall. The opposite is also true: Bond prices go up when interest rates fall. Why do bond prices and interest rates move in opposite directions? Let's assume that you hold a bond offering a 4% yield. A year later, interest rates are on the rise and bonds of comparable quality and maturity are offered with a 5% yield. With higher-yielding bonds available, you would have trouble selling your 4% bond for the price you paid—you would probably have to lower your asking price. On the other hand, if interest rates were falling and 3% bonds were being offered, you should be able to sell your 4% bond for more than you paid.

 *The Portfolio is subject to interest rate risk, which is the chance that bond prices will decline because of rising interest rates. Interest rate risk should be moderate for the Portfolio because the Portfolio invests only a portion of its assets in bonds and because the average duration of the Portfolio's bond portfolio is generally intermediate-term. The prices of short- and intermediate-term bonds are less sensitive to interest rate changes than the prices of long-term bonds.*

Although bonds are often thought to be less risky than stocks, there have been periods when bond prices have fallen significantly because of rising interest rates. For instance, prices of long-term bonds fell by almost 48% between December 1976 and September 1981.


To illustrate the relationship between bond prices and interest rates, the following table shows the effect of a 1% and a 2% change (both up and down) in interest rates on the values of three noncallable bonds (i.e., bonds that cannot be redeemed by the issuer) of different maturities, each with a face value of \$1,000.

How Interest Rate Changes Affect the Value of a \$1,000 Bond¹

Type of Bond (Maturity)	After a 1% Increase	After a 1% Decrease	After a 2% Increase	After a 2% Decrease
Short-Term (2.5 years)	\$977	\$1,024	\$954	\$1,049
Intermediate-Term (10 years)	922	1,086	851	1,180
Long-Term (20 years)	874	1,150	769	1,328

¹ Assuming a 4% coupon rate.

These figures are for illustration only; you should not regard them as an indication of future performance of the bond market as a whole or the Portfolio in particular. Also, because bonds make up only a portion of the Portfolio's assets, changes in interest rates may not have as dramatic an effect on the Portfolio as they would on a portfolio made up entirely of bonds.

 *The Portfolio is subject to income risk, which is the chance that the Portfolio's income will decline because of falling interest rates. A portfolio's income declines when interest rates fall because the portfolio then must invest new cash flow and cash from maturing bonds in lower-yielding bonds.*

Plain Talk About Bond Maturities

A bond is issued with a specific maturity date—the date when the issuer must pay back the bond’s principal (face value). Bond maturities range from less than 1 year to more than 30 years. Typically, the longer a bond’s maturity, the more price risk you, as a bond investor, will face as interest rates rise—but also the higher the potential yield you could receive. Longer-term bonds are more suitable for investors willing to take a greater risk of price fluctuations to get higher and more stable interest income. Shorter-term bond investors should be willing to accept lower yields and greater income variability in return for less fluctuation in the value of their investment. The stated maturity of a bond may differ from the effective maturity of a bond, which takes into consideration that an action such as a call or refunding may cause bonds to be repaid before their stated maturity dates.

Security Selection

The Portfolio invests in both stocks and bonds. Roughly 60% to 70% of the Portfolio’s assets are invested in stocks and the remaining 30% to 40% are invested in bonds. Although the mix of stocks and bonds varies from time to time, depending on the advisor’s view of economic and market conditions, the stock portion can be expected to represent at least 60% of the Portfolio’s holdings under normal circumstances. The Portfolio’s bond holdings help to reduce—but not eliminate—some of the stock market volatility experienced by the Portfolio. Likewise, changes in interest rates may not have as dramatic an effect on the Portfolio as they would on a portfolio made up entirely of bonds. The Portfolio’s balanced holdings, in the long run, should result in less investment risk—and a lower investment return—than those of a portfolio investing exclusively in common stocks.

For the stock portion of the Portfolio, the advisor uses extensive research to find what it considers to be undervalued stocks of established large and mid-size companies. The advisor considers a stock to be undervalued if company earnings, or potential earnings, are not fully reflected in the stock’s share price. The advisor’s goal is to identify and purchase these securities before their value is recognized by other investors. The advisor emphasizes stocks that, on average, provide a higher level of dividend income than generally provided by stocks in the overall market. By adhering to this stock selection strategy and by investing in a wide variety of companies and industries, the advisor expects to moderate overall risk. The asset-weighted median market capitalization of the Portfolio’s stock holdings as of December 31, 2018, was \$102 billion.

For the bond portion of the Portfolio, the advisor selects investment-grade bonds that it believes will generate a moderate level of current income. These may include short-, intermediate-, and long-term corporate and U.S. Treasury, government agency, and

asset-backed bonds, as well as mortgage-backed securities. The advisor does not generally make large adjustments in the average maturity of the Portfolio's bond holdings in anticipation of changes in interest rates. Although the Portfolio does not have specific maturity guidelines, the average duration of the Portfolio's bond holdings as of December 31, 2018, was 6.5 years.



The Portfolio is subject to manager risk, which is the chance that poor security selection will cause the Portfolio to underperform relevant benchmarks or other funds with a similar investment objective. In addition, significant investment in the financial sector subjects the Portfolio to proportionately higher exposure to the risks of this sector.

Plain Talk About Types of Bonds

Bonds are issued (sold) by many sources: Corporations issue corporate bonds; the federal government issues U.S. Treasury bonds; agencies of the federal government issue agency bonds; financial institutions issue asset-backed bonds; and mortgage holders issue "mortgage-backed" pass-through certificates. Each issuer is responsible for paying back the bond's initial value as well as for making periodic interest payments. Many bonds issued by government agencies and entities are neither guaranteed nor insured by the U.S. government.

A breakdown of the Portfolio's bond holdings (which amounted to 33.9% of the Portfolio's net assets), as of December 31, 2018, follows:

Type of Bond	Percentage of Portfolio's Bond Holdings
Industrial	30.9%
Finance	26.0
Treasury	18.3
Utilities	7.9
Foreign	5.8
Other	4.8
Asset-Backed/Commercial Mortgage-Backed	4.4
Government Mortgage-Backed	1.9

The advisor purchases bonds that are of investment-grade quality—that is, bonds rated at least Baa3 by Moody's Investors Service, Inc., or BBB– by Standard & Poor's—or, if unrated, are determined to be of comparable credit quality by the advisor.



The Portfolio is subject to credit risk, which is the chance that a bond issuer will fail to pay interest or principal in a timely manner or that negative perceptions of the issuer's ability to make such payments will cause the price of that bond to decline.

Plain Talk About Credit Quality

A bond's credit quality rating is an assessment of the issuer's ability to pay interest on the bond and, ultimately, to repay the principal. The lower the credit quality, the greater the perceived chance that the bond issuer will default, or fail to meet its payment obligations. All things being equal, the lower a bond's credit quality, the higher its yield should be to compensate investors for assuming additional risk.



The Portfolio is subject to liquidity risk, which is the chance that the Portfolio may not be able to sell a security in a timely manner at a desired price.



The Portfolio is subject to call risk, which is the chance that during periods of falling interest rates, issuers of callable bonds may call (redeem) securities with higher coupon rates or interest rates before their maturity dates. The Portfolio would then lose any price appreciation above the bond's call price and would be forced to reinvest the unanticipated proceeds at lower interest rates, resulting in a decline in the Portfolio's income. Such redemptions and subsequent reinvestments would also increase the Portfolio's turnover rate. For mortgage-backed securities, this risk is known as prepayment risk.

The Portfolio may invest a portion of its assets in mortgage-backed securities and callable bonds. Call/prepayment risk should be low for the Portfolio.

Plain Talk About Callable Bonds

Although bonds are issued with clearly defined maturities, in some cases the bond issuer has a right to call in (redeem) the bond earlier than its maturity date. When a bond is called, the bondholder must replace it with another bond that may have a lower yield than the original bond. One way for bond investors to protect themselves against call risk is to purchase a bond early in its lifetime, long before its call date. Another way is to buy bonds with lower coupon rates or interest rates, which make them less likely to be called.

Other Investment Policies and Risks

In addition to investing in value stocks and investment-grade bonds, the Portfolio may make other kinds of investments to achieve its objective.

The Portfolio may invest up to 25% of its assets in foreign securities, which may include depositary receipts. Foreign securities may be traded on U.S. or foreign markets. To the extent that it owns foreign securities, the Portfolio is subject to country risk and currency risk. *Country risk* is the chance that world events—such as political upheaval, financial troubles, or natural disasters—will adversely affect the value and/or liquidity of securities issued by foreign companies, governments, or government agencies. In addition, the prices of foreign securities and the prices of U.S. securities have, at times, moved in opposite directions. *Currency risk* is the chance that the value of a foreign investment, measured in U.S. dollars, will decrease because of unfavorable changes in currency exchange rates.

The Portfolio may also invest in securities that are convertible to common stocks, as well as invest modestly in collateralized mortgage obligations (CMOs), which offer a high degree of cash-flow predictability and a low level of vulnerability to mortgage prepayment risk. To reduce credit risk, these less-risky classes of CMOs are purchased only if they are issued by agencies of the U.S. government or issued by private companies that carry high-quality investment-grade ratings.

The Portfolio may also invest, to a limited extent, in derivatives. Generally speaking, a derivative is a financial contract whose value is based on the value of a financial asset (such as a stock, a bond, or a currency), a physical asset (such as gold, oil, or wheat), a market index, or a reference rate. Investments in derivatives may subject the Portfolio to risks different from, and possibly greater than, those of investments directly in the underlying securities or assets. The Portfolio may invest a portion of its total assets in bond futures contracts, options, straddles, credit swaps, interest rate swaps, total rate of return swaps, and other types of derivatives. The Portfolio will not use derivatives for speculation or for the purpose of leveraging (magnifying) investment returns.

The Portfolio may enter into foreign currency exchange forward contracts, which are a type of derivative. A foreign currency exchange forward contract is an agreement to buy or sell a currency at a specific price on a specific date, usually 30, 60, or 90 days in the future. In other words, the contract guarantees an exchange rate on a given date. Advisors of portfolios that invest in foreign securities can use these contracts to guard against unfavorable changes in currency exchange rates. These contracts, however, would not prevent the Portfolio's securities from falling in value as a result of risks other than unfavorable currency exchange movements.

Plain Talk About Derivatives

Derivatives can take many forms. Some forms of derivatives—such as exchange-traded futures and options on securities, commodities, or indexes—have been trading on regulated exchanges for decades. These types of derivatives are standardized contracts that can easily be bought and sold and whose market values are determined and published daily. On the other hand, non-exchange-traded derivatives—such as certain swap agreements and foreign currency exchange forward contracts—tend to be more specialized or complex and may be more difficult to accurately value.

Cash Management

The Portfolio's daily cash balance may be invested in Vanguard Market Liquidity Fund and/or Vanguard Municipal Cash Management Fund (each, a CMT Fund), which are low-cost money market funds. When investing in a CMT Fund, the Portfolio bears its proportionate share of the expenses of the CMT Fund in which it invests. Vanguard receives no additional revenue from Portfolio assets invested in a CMT Fund.

Temporary Investment Measures

The Portfolio may temporarily depart from its normal investment policies and strategies when the advisor believes that doing so is in the Portfolio's best interest, so long as the strategy or policy employed is consistent with the Portfolio's investment objective. For instance, the Portfolio may invest beyond its normal limits in derivatives or exchange-traded funds that are consistent with the Portfolio's investment objective when those instruments are more favorably priced or provide needed liquidity, as might be the case if the Portfolio is transitioning assets from one advisor to another or receives large cash flows that it cannot prudently invest immediately.

In addition, the Portfolio may take temporary defensive positions that are inconsistent with its normal investment policies and strategies—for instance, by allocating substantial assets to cash equivalent investments or other less volatile instruments—in response to adverse or unusual market, economic, political, or other conditions. In doing so, the Portfolio may succeed in avoiding losses but may otherwise fail to achieve its investment objective.

Frequent Trading or Market-Timing

Background. Some investors try to profit from strategies involving frequent trading of mutual fund shares, such as market-timing. For funds holding foreign securities, investors may try to take advantage of an anticipated difference between the price of the fund's shares and price movements in overseas markets, a practice also known as time-zone arbitrage. Investors also may try to engage in frequent trading of funds

holding investments such as small-cap stocks and high-yield bonds. As money is shifted into and out of a fund by an investor engaging in frequent trading, the fund incurs costs for buying and selling securities, resulting in increased brokerage and administrative costs. These costs are borne by *all* fund investors, including the long-term investors who do not generate the costs. In addition, frequent trading may interfere with an advisor's ability to efficiently manage the fund.

Policies to address frequent trading. The Vanguard funds (other than money market funds and short-term bond funds, but including Vanguard Short-Term Inflation-Protected Securities Index Fund) do not knowingly accommodate frequent trading. The board of trustees of each Vanguard fund (other than money market funds and short-term bond funds, but including Vanguard Short-Term Inflation-Protected Securities Index Fund) has adopted policies and procedures reasonably designed to detect and discourage frequent trading and, in some cases, to compensate the fund for the costs associated with it. These policies and procedures do not apply to ETF Shares because frequent trading in ETF Shares generally does not disrupt portfolio management or otherwise harm fund investors. Although there is no assurance that Vanguard will be able to detect or prevent frequent trading or market-timing in all circumstances, the following policies have been adopted to address these issues:

- Each Vanguard fund reserves the right to reject any purchase request—including exchanges from other Vanguard funds—without notice and regardless of size. For example, a purchase request could be rejected because the investor has a history of frequent trading or if Vanguard determines that such purchase may negatively affect a fund's operation or performance.
- Certain Vanguard funds charge shareholders purchase and/or redemption fees on transactions.

You may purchase or sell Portfolio shares through a contract offered by an insurance company. When insurance companies establish omnibus accounts in the Portfolio for their clients, we cannot monitor the individual clients' trading activity. However, we review trading activity at the omnibus account level, and we look for activity that may indicate potential frequent trading or market-timing. If we detect suspicious trading activity, we will seek the assistance of the insurance company to investigate that trading activity and take appropriate action, including prohibiting additional purchases of Portfolio shares by a client. Insurance companies may apply frequent-trading policies that differ from one another. Please read the insurance company contract and program materials carefully to learn of any rules or fees that may apply.

See the accompanying prospectus for the annuity or insurance program through which Portfolio shares are offered for further details on transaction policies.

The Portfolio, in determining its net asset value, will use fair-value pricing when appropriate, as described in the *Share Price* section. Fair-value pricing may reduce or eliminate the profitability of certain frequent-trading strategies.

Do not invest with Vanguard if you are a market-timer.

Turnover Rate

A mutual fund's turnover rate is a measure of its trading activity. The Portfolio may sell securities regardless of how long they have been held. The historical turnover rates for the Portfolio can be found in the *Financial Highlights* section of this prospectus. A turnover rate of 100%, for example, would mean that the Portfolio had sold and replaced securities valued at 100% of its net assets within a one-year period.

Plain Talk About Turnover Rate

Before investing in a mutual fund, you should review its turnover rate. This rate gives an indication of how transaction costs, which are not included in the fund's expense ratio, could affect the fund's future returns. In general, the greater the volume of buying and selling by the fund, the greater the impact that brokerage commissions, dealer markups, and other transaction costs will have on its return. Also, funds with high turnover rates may be more likely to generate capital gains, including short-term capital gains, that must be distributed to shareholders and will be taxable to shareholders investing through a taxable account.

The Portfolio and Vanguard

Vanguard Variable Insurance Fund is a member of The Vanguard Group, a family of over 200 funds holding assets of approximately \$4.5 trillion. All of the funds that are members of The Vanguard Group (other than funds of funds) share in the expenses associated with administrative services and business operations, such as personnel, office space, and equipment.

Vanguard Marketing Corporation provides marketing services to the funds. Although fund shareholders do not pay sales commissions or 12b-1 distribution fees, each fund (other than a fund of funds) or each share class of a fund (in the case of a fund with multiple share classes) pays its allocated share of the Vanguard funds' marketing costs.

Plain Talk About Vanguard's Unique Corporate Structure

The Vanguard Group is owned jointly by the funds it oversees and thus indirectly by the shareholders in those funds. Most other mutual funds are operated by management companies that are owned by third parties—either public or private stockholders—and not by the funds they serve.

Investment Advisor

Wellington Management Company LLP, 280 Congress Street, Boston, MA 02210, provides advisory services for the Portfolio. Wellington Management, is a Delaware limited liability partnership and an investment counseling firm that provides investment services to investment companies, employee benefit plans, endowments, foundations, and other institutions. Wellington Management and its predecessor organizations have provided investment advisory services for over 80 years. Wellington Management is owned by the partners of Wellington Management Group LLP, a Massachusetts limited liability company. As of December 31, 2018, Wellington Management had investment management authority with respect to approximately \$1 trillion in assets. The firm manages the Portfolio subject to the supervision and oversight of Vanguard and the Portfolio's board of trustees.

The Portfolio pays the advisor a base fee plus or minus a performance adjustment. The base fee, which is paid quarterly, is a percentage of average daily net assets under management during the most recent fiscal quarter. The base fee has breakpoints, which means that the percentage declines as assets go up. The performance adjustment, also paid quarterly, is based on the cumulative total return of the Portfolio relative to that of a Composite Stock/Bond Index over the preceding 36-month period. The Index is a composite benchmark, weighted 65% in the Standard & Poor's 500 Index and 35% in the Bloomberg Barclays U.S. Credit A or Better Bond Index. When the performance adjustment is positive, the Portfolio's expenses increase; when it is negative, expenses decrease.

For the fiscal year ended December 31, 2018, the advisory fee paid to Wellington Management represented an effective annual rate of 0.05% of the Portfolio's average net assets before a performance-based decrease of less than 0.01%.

Under the terms of an SEC exemption, the board of trustees of Vanguard Variable Insurance Fund may, without prior approval from shareholders, change the terms of an advisory agreement with a third-party investment advisor or hire a new third-party investment advisor—either as a replacement for an existing advisor or as an additional advisor. Any significant change in the Portfolio's advisory arrangements will be communicated to shareholders in writing. As the Portfolio's sponsor and overall

manager, Vanguard may provide investment advisory services to the Portfolio at any time. Vanguard may also recommend to the board of trustees that an advisor be hired, terminated, or replaced or that the terms of an existing advisory agreement be revised. Vanguard Variable Insurance Fund has filed an application seeking a similar SEC exemption with respect to investment advisors that are wholly owned subsidiaries of Vanguard. If the exemption is granted, the Portfolio may rely on the new SEC relief.

For a discussion of why the board of trustees approved the Portfolio's investment advisory agreement, see Vanguard Variable Insurance Fund's most recent semiannual report to shareholders covering the fiscal period ended June 30.

The managers primarily responsible for the day-to-day management of the Portfolio are:

Edward P. Bousa, CFA, Senior Managing Director and Equity Portfolio Manager of Wellington Management. He has worked in investment management since 1984, has managed assets for Wellington Management and has assisted in the management of the Balanced Portfolio since 2000, and has managed the stock portion of the Balanced Portfolio since 2003 (co-managed since March 2019). Education: B.A., Williams College; M.B.A., Harvard Business School.

John C. Keogh, Senior Managing Director and Fixed Income Portfolio Manager of Wellington Management. He has worked in investment management since 1979, has been with Wellington Management since 1983, and has managed the fixed income portion of the Balanced Portfolio since 2003 (co-managed since 2017). Education: B.A., Tufts University.

Loren L. Moran, CFA, Senior Managing Director and Fixed Income Portfolio Manager of Wellington Management. She has worked in investment management since 2006, has been with Wellington Management since 2014, and has co-managed the fixed income portion of the Balanced Portfolio since 2017. Education: B.S., Georgetown University.

Daniel J. Pozen, Senior Managing Director and Equity Portfolio Manager of Wellington Management. He has worked in investment management since 1999, has been with Wellington Management since 2006, has managed investment portfolios since 2012, and has co-managed the stock portion of the Balanced Portfolio since March 2019. Education: B.A., Williams College; M.B.A., Dartmouth College (Tuck).

Michael E. Stack, CFA, Senior Managing Director and Fixed Income Portfolio Manager of Wellington Management. He has worked in investment management since 1994, has been with Wellington Management since 2000, and has co-managed the fixed income portion of the Balanced Portfolio since 2017. Education: B.A., University of Virginia.

The Fund's *Statement of Additional Information* provides information about each portfolio manager's compensation, other accounts under management, and ownership of shares of the Portfolio.

Taxes

The Portfolio normally distributes its net investment income and net realized short-term or long-term capital gains, if any, to its shareholders, which are the insurance company separate accounts that fund your variable annuity or variable life insurance contract. The tax consequences to you of your investment in the Portfolio depend on the provisions of the annuity or life insurance contract through which you invest; please refer to the prospectus of such contract for more information.

The Portfolio intends to operate in such a manner that a separate account investing only in Portfolio shares will result in the variable annuity and variable life insurance contracts supported by that account receiving favorable tax treatment. This favorable treatment means that you generally will not be taxed on Portfolio distributions or proceeds on dispositions of Portfolio shares received by the separate account funding your contract. In order to qualify for this favorable treatment, the insurance company separate accounts that invest in the Portfolio must satisfy certain requirements. If a Portfolio funding your contract does not meet such requirements, your contract could lose its favorable tax treatment, and income and gain allocable to your contract could be taxable to you. Also, if the IRS were to determine that contract holders have an impermissible level of control over the investments funding their contracts, your contract could lose its favorable tax treatment and income and gain allocable to your contract could be taxable currently to you. Please see Vanguard Variable Insurance Fund's *Statement of Additional Information* for more information.

Share Price

Share price, also known as *net asset value* (NAV), is calculated each business day as of the close of regular trading on the New York Stock Exchange (NYSE), generally 4 p.m., Eastern time. In the rare event the NYSE experiences unanticipated disruptions and is unavailable at the close of the trading day, NAVs will be calculated as of the close of regular trading on the Nasdaq (or another alternate exchange if the Nasdaq is unavailable, as determined at Vanguard's discretion), generally 4 p.m., Eastern time. The NAV per share is computed by dividing the total assets, minus liabilities, of the Portfolio by the number of Portfolio shares outstanding. On U.S. holidays or other days when the NYSE is closed, the NAV is not calculated, and the Portfolio does not sell or redeem shares. The underlying Vanguard funds in which the Portfolio invests also do not calculate their NAV on days when the NYSE is closed but the value of their assets may

be affected to the extent that they hold securities that change in value on those days (such as foreign securities that trade on foreign markets that are open).

The Portfolio's NAV is calculated based upon the values of each underlying fund in which the Portfolio invests. The values of any foreign securities held by a fund are converted into U.S. dollars using an exchange rate obtained from an independent third party as of the close of regular trading on the NYSE. The values of any underlying fund shares held by the Portfolio are based on the NAVs of the shares. The values of any ETF shares held by the Portfolio are based on the market value of the shares. The prospectus for each underlying fund explains the circumstances under which each underlying fund will use fair-value pricing and the effects of doing so.

The Portfolio's NAV is used to determine the unit value for the annuity or life insurance program through which you invest. For more information on unit values, please refer to the accompanying prospectus of the insurance company that offers your annuity or life insurance program.

Financial Highlights

The following financial highlights table is intended to help you understand the Portfolio's financial performance for the periods shown, and certain information reflects financial results for a single Portfolio share. The total returns in the table represent the rate that an investor would have earned or lost each period on an investment in the Portfolio (assuming reinvestment of all distributions). This information has been obtained from the financial statements audited by PricewaterhouseCoopers LLP, an independent registered public accounting firm, whose report—along with the Portfolio's financial statements—is included in Vanguard Variable Insurance Fund's most recent annual report to shareholders. You may obtain a free copy of the latest annual or semiannual report by visiting vanguard.com or by contacting Vanguard by telephone or mail.

Yields and total returns presented for the Portfolio are net of the Portfolio's operating expenses, but do not take into account charges and expenses attributable to the annuity or life insurance program through which you invest. The expenses of the annuity or life insurance program reduce the returns and yields you ultimately receive, so you should bear those expenses in mind when evaluating the performance of the Portfolio and when comparing the yields and returns of the Portfolio with those of other mutual funds.

Balanced Portfolio

	Year Ended December 31,				
For a Share Outstanding Throughout Each Period	2018	2017	2016	2015	2014
Net Asset Value, Beginning of Period	\$24.80	\$23.03	\$22.32	\$23.99	\$23.66
Investment Operations					
Net Investment Income	.626 ¹	.582 ¹	.581	.576	.569
Net Realized and Unrealized Gain (Loss) on Investments	(1.414)	2.648	1.713	(.548)	1.613
Total from Investment Operations	(.788)	3.230	2.294	.028	2.182
Distributions					
Dividends from Net Investment Income	(.582)	(.567)	(.576)	(.570)	(.555)
Distributions from Realized Capital Gains	(1.230)	(.893)	(1.008)	(1.128)	(1.297)
Total Distributions	(1.812)	(1.460)	(1.584)	(1.698)	(1.852)
Net Asset Value, End of Period	\$22.20	\$24.80	\$23.03	\$22.32	\$23.99
Total Return	-3.41%	14.72%	11.01%	0.09%	9.84%
Ratios/Supplemental Data					
Net Assets, End of Period (Millions)	\$2,708	\$2,942	\$2,554	\$2,312	\$2,334
Ratio of Total Expenses to Average Net Assets ²	0.21%	0.23%	0.23%	0.23%	0.25%
Ratio of Net Investment Income to Average Net Assets	2.67%	2.49%	2.66%	2.53%	2.50%
Portfolio Turnover Rate ³	36%	28%	33%	45%	70%

¹ Calculated based on average shares outstanding.

² Includes performance-based investment advisory fee increases (decreases) of (0.00%), (0.00%), (0.01%), 0.00%, and 0.00%.

³ Includes 2%, 0%, 0%, 14%, and 15% attributable to mortgage-dollar-roll activity.

General Information

This Portfolio of Vanguard Variable Insurance Fund offers its shares to insurance companies to fund both annuity and life insurance contracts. Because of differences in tax treatment or other considerations, the best interests of various contract owners participating in the Portfolio might at some time be in conflict. The Fund's board of trustees will monitor for any material conflicts and determine what action, if any, should be taken.

If the board of trustees determines that continued offering of shares would be detrimental to the best interests of the Portfolio's shareholders, the Portfolio may suspend the offering of shares for a period of time. If the board of trustees determines that a specific purchase acceptance would be detrimental to the best interests of the Portfolio's shareholders (for example, because of the size of the purchase request or a history of frequent trading by the investor), the Portfolio may reject such a purchase request.

If you wish to redeem money from the Portfolio, please refer to the instructions provided in the accompanying prospectus for the annuity or life insurance program. Shares of the Portfolio may be redeemed on any business day that the NYSE is open for trading. The redemption price of shares will be at the next-determined net asset value per share. Redemption proceeds generally will be wired to the administrator within one business day following receipt of the redemption request, but no later than seven business days. Contract owners will receive their redemption checks from the administrator.

Under normal circumstances, the Portfolio typically expects to meet redemptions with positive cash flows. When this is not an option, the Portfolio seeks to first meet redemptions from a cash or cash equivalent reserve. Alternatively, Vanguard may instruct the advisors to sell a cross section of the Portfolio's holdings to meet redemptions, while also factoring in transaction costs. Additionally, the Portfolio may work with the insurance companies through which contract owners participate in the Portfolio to implement redemptions in a manner that is least disruptive to the portfolio.

Under certain circumstances, including under stressed market conditions, there are additional tools that the Portfolio may use in order to meet redemptions, including advancing the settlement of market trades with counterparties to match investor redemption payments or delaying settlement of an investor's transaction to match trade settlement within regulatory requirements. The Portfolio may also suspend payment of redemption proceeds for up to seven days. Additionally under these unusual circumstances, the Portfolio may borrow money (subject to certain regulatory conditions and if available under board-approved procedures) through an interfund lending facility or through a bank line-of-credit, including a joint committed credit facility, in order to meet redemption requests.

The Portfolio may suspend the redemption right or postpone payment at times when the New York Stock Exchange is closed or during any emergency circumstances, as determined by the Securities and Exchange Commission.

The exchange privilege (your ability to redeem shares from one Portfolio to purchase shares of another Portfolio) may be available to you through your contract. Although we make every effort to maintain the exchange privilege, Vanguard reserves the right to revise or terminate this privilege, limit the amount of an exchange, or reject any exchange, at any time, without notice.

If the board of trustees determines that it would be detrimental to the best interests of the Portfolio's remaining shareholders to make payment in cash, the Portfolio may pay redemption proceeds, in whole or in part, by an in-kind distribution of readily marketable securities.

For certain categories of investors, the Portfolio has authorized one or more brokers to accept on its behalf purchase and redemption orders. The brokers are authorized to designate other intermediaries to accept purchase and redemption orders on the Portfolio's behalf. The Portfolio will be deemed to have received a purchase or redemption order when an authorized broker, or a broker's authorized designee, accepts the order in accordance with the Portfolio's instructions. In most cases, for these categories of investors, a contract owner's properly transmitted order will be priced at the Portfolio's next-determined NAV after the order is accepted by the authorized broker or the broker's designee. The contract owner should review the authorized broker's policies relating to trading in the Vanguard funds.

Please consult Vanguard Variable Insurance Fund's *Statement of Additional Information* or our website for a description of the policies and procedures that govern disclosure of the Fund's portfolio holdings.

CFA® is a registered trademark owned by CFA Institute.

BLOOMBERG is a trademark and service mark of Bloomberg Finance L.P. BARCLAYS is a trademark and service mark of Barclays Bank Plc, used under license. Bloomberg Finance L.P. and its affiliates, including Bloomberg Index Services Limited (BISL) (collectively, Bloomberg), or Bloomberg's licensors, own all proprietary rights in the Bloomberg Barclays U.S. Credit A or Better Bond Index (the Index or Bloomberg Barclays Index).

Neither Barclays Bank Plc, Barclays Capital Inc., or any affiliate (collectively Barclays) or Bloomberg is the issuer or producer of the Balanced Portfolio and neither Bloomberg nor Barclays has any responsibilities, obligations or duties to investors in the Balanced Portfolio. The Index is licensed for use by The Vanguard Group, Inc. (Vanguard) as the sponsor of the Balanced Portfolio. Bloomberg and Barclays' only relationship with Vanguard in respect to the Index is the licensing of the Index, which is determined, composed and calculated by BISL, or any successor thereto, without regard to the Issuer or the Balanced Portfolio or the owners of the Balanced Portfolio.

Additionally, Vanguard may for itself execute transaction(s) with Barclays in or relating to the Index in connection with the Balanced Portfolio. Investors acquire the Balanced Portfolio from Vanguard and investors neither acquire any interest in the Index nor enter into any relationship of any kind whatsoever with Bloomberg or Barclays upon making an investment in the Balanced Portfolio. The Balanced Portfolio is not sponsored, endorsed, sold or promoted by Bloomberg or Barclays. Neither Bloomberg nor Barclays makes any representation or warranty, express or implied regarding the advisability of investing in the Balanced Portfolio or the advisability of investing in securities generally or the ability of the Index to track corresponding or relative market performance. Neither Bloomberg nor Barclays has passed on the legality or suitability of the Balanced Portfolio with respect to any person or entity. Neither Bloomberg nor Barclays is responsible for and has not participated in the determination of the timing of, prices at, or quantities of the Balanced Portfolio to be issued. Neither Bloomberg nor Barclays has any obligation to take the needs of the Issuer or the owners of the Balanced Portfolio or any other third party into consideration in determining, composing or calculating the Index. Neither Bloomberg nor Barclays has any obligation or liability in connection with administration, marketing or trading of the Balanced Portfolio.

The licensing agreement between Bloomberg and Barclays is solely for the benefit of Bloomberg and Barclays and not for the benefit of the owners of the Balanced Portfolio, investors or other third parties. In addition, the licensing agreement between Vanguard and Bloomberg is solely for the benefit of Vanguard and Bloomberg and not for the benefit of the owners of the Balanced Portfolio, investors or other third parties.

NEITHER BLOOMBERG NOR BARCLAYS SHALL HAVE ANY LIABILITY TO THE ISSUER, INVESTORS OR TO OTHER THIRD PARTIES FOR THE QUALITY, ACCURACY AND/OR COMPLETENESS OF THE BLOOMBERG BARCLAYS INDEX OR ANY DATA INCLUDED THEREIN OR FOR INTERRUPTIONS IN THE DELIVERY OF THE BLOOMBERG BARCLAYS INDEX. NEITHER BLOOMBERG NOR BARCLAYS MAKES ANY WARRANTY, EXPRESS OR IMPLIED, AS TO RESULTS TO BE OBTAINED BY THE ISSUER, THE INVESTORS OR ANY OTHER PERSON OR ENTITY FROM THE USE OF THE BLOOMBERG BARCLAYS INDEX OR ANY DATA INCLUDED THEREIN. NEITHER BLOOMBERG NOR BARCLAYS MAKES ANY EXPRESS OR IMPLIED WARRANTIES, AND EACH HEREBY EXPRESSLY DISCLAIMS ALL WARRANTIES OF MERCHANTABILITY OR FITNESS FOR A PARTICULAR PURPOSE OR USE WITH RESPECT TO THE BLOOMBERG BARCLAYS INDEX OR ANY DATA INCLUDED THEREIN. BLOOMBERG RESERVES THE RIGHT TO CHANGE THE METHODS OF CALCULATION OR PUBLICATION, OR TO CEASE THE CALCULATION OR PUBLICATION OF THE BLOOMBERG BARCLAYS INDEX, AND NEITHER BLOOMBERG NOR BARCLAYS SHALL BE LIABLE FOR ANY MISCALCULATION OF OR ANY INCORRECT, DELAYED OR INTERRUPTED PUBLICATION WITH RESPECT TO THE BLOOMBERG BARCLAYS INDEX. NEITHER BLOOMBERG NOR BARCLAYS SHALL BE LIABLE FOR ANY DAMAGES, INCLUDING, WITHOUT LIMITATION, ANY SPECIAL, INDIRECT OR CONSEQUENTIAL DAMAGES, OR ANY LOST PROFITS AND EVEN IF ADVISED OF THE POSSIBILITY OF SUCH, RESULTING FROM THE USE OF A BLOOMBERG BARCLAYS INDEX OR ANY DATA INCLUDED THEREIN OR WITH RESPECT TO THE BALANCED PORTFOLIO.

None of the information supplied by Bloomberg or Barclays and used in this publication may be reproduced in any manner without the prior written permission of both Bloomberg and Barclays Capital, the investment banking division of Barclays Bank Plc. Barclays Bank Plc is registered in England No. 1026167. Registered office 1 Churchill Place London E14 5HP.

Glossary of Investment Terms

Bloomberg Barclays U.S. Credit A or Better Bond Index. An index that includes high-quality corporate and international dollar-denominated bonds with a broad range of maturities.

Bond. A debt security (IOU) issued by a corporation, a government, or a government agency in exchange for the money the bondholder lends it. In most instances, the issuer agrees to pay back the loan by a specific date and generally to make regular interest payments until that date.

Capital Gains Distributions. Payments to portfolio shareholders of gains realized on securities that a portfolio has sold at a profit, minus any realized losses.

Cash Equivalent Investments. Cash deposits, short-term bank deposits, and money market instruments that include U.S. Treasury bills and notes, bank certificates of deposit (CDs), repurchase agreements, commercial paper, and banker's acceptances.

Common Stock. A security representing ownership rights in a corporation.

Composite Stock/Bond Index. An index weighted 65% S&P 500 Index and 35% Bloomberg Barclays U.S. Credit A or Better Bond Index.

Coupon Rate. The interest rate paid by the issuer of a debt security until its maturity. It is expressed as an annual percentage of the face value of the security.

Dividend Distributions. Payments to portfolio shareholders of income from interest or dividends generated by a portfolio's investments.

Duration. A measure of the sensitivity of bond—and bond portfolio—prices to interest rate movements. For example, if a bond has a duration of two years, its price would fall by approximately 2% when interest rates rose by 1%. On the other hand, the bond's price would rise by approximately 2% when interest rates fell by 1%.

Expense Ratio. A portfolio's total annual operating expenses expressed as a percentage of the portfolio's average net assets. The expense ratio includes management and administrative expenses, but does not include the transaction costs of buying and selling portfolio securities.

Face Value. The amount to be paid at a bond's maturity; also known as the par value or principal.

Fixed Income Security. An investment, such as a bond, representing a debt that must be repaid by a specified date, and on which the borrower must pay a fixed, variable, or floating rate of interest.

Inception Date. The date on which the assets of a portfolio are first invested in accordance with the portfolio's investment objective. For portfolios with a subscription period, the inception date is the day after that period ends. Investment performance is generally measured from the inception date.

Investment-Grade Bond. A debt security whose credit quality is considered by independent bond-rating agencies, or through independent analysis conducted by a portfolio's advisor, to be sufficient to ensure timely payment of principal and interest under current economic circumstances. Debt securities rated in one of the four highest rating categories are considered investment-grade. Other debt securities may be considered by an advisor to be investment-grade.

Joint Committed Credit Facility. The Portfolio participates, along with other funds managed by Vanguard, in a committed credit facility provided by a syndicate of lenders pursuant to a credit agreement that may be renewed annually; each Vanguard fund is individually liable for its borrowings, if any, under the credit facility. The amount and terms of the committed credit facility are subject to approval by the Fund's board of trustees and renegotiation with the lender syndicate on an annual basis.

Median Market Capitalization. An indicator of the size of companies in which a portfolio invests; the midpoint of market capitalization (market price x shares outstanding) of a portfolio's stocks, weighted by the proportion of the portfolio's assets invested in each stock. Stocks representing half of the portfolio's assets have market capitalizations above the median, and the rest are below it.

Mutual Fund. An investment company that pools the money of many people and invests it in a variety of securities in an effort to achieve a specific objective over time.

New York Stock Exchange (NYSE). A stock exchange based in New York City that is open for regular trading on business days, Monday through Friday, from 9:30 a.m. to 4 p.m., Eastern time.

Principal. The face value of a debt instrument or the amount of money put into an investment.

Securities. Stocks, bonds, money market instruments, and other investments.

Standard & Poor's 500 Index. An index that is a widely recognized benchmark of U.S. stock market performance that is dominated by the stocks of large U.S. companies.

Total Return. A percentage change, over a specified time period, in a portfolio's net asset value, assuming the reinvestment of all distributions of dividends and capital gains.

Volatility. The fluctuations in value of a mutual fund or other security. The greater a portfolio's volatility, the wider the fluctuations in its returns.

Yield. Income (interest or dividends) earned by an investment, expressed as a percentage of the investment's price.

This page intentionally left blank.

This page intentionally left blank.

This page intentionally left blank.



P.O. Box 2600
Valley Forge, PA 19482-2600

Connect with Vanguard® > vanguard.com

For More Information

If you would like more information about Vanguard Variable Insurance Fund Balanced Portfolio, the following documents are available free upon request:

Annual/Semiannual Reports to Shareholders

Additional information about the Portfolio's investments is available in Vanguard Variable Insurance Fund's annual and semiannual reports to shareholders. In the annual report, you will find a discussion of the market conditions and investment strategies that significantly affected the Portfolio's performance during its last fiscal year.

Statement of Additional Information (SAI)

The SAI provides more detailed information about the Portfolio and is incorporated by reference into (and thus legally a part of) this prospectus.

To receive a free copy of the latest annual or semiannual reports or the SAI, or to request additional information about the Fund or other Vanguard funds, please visit vanguard.com or contact us as follows:

Vanguard Annuity and Insurance Services
P.O. Box 2600
Valley Forge, PA 19482-2600
Telephone: 800-522-5555
Text telephone for people with hearing impairment:
800-749-7273

Information Provided by the Securities and Exchange Commission (SEC)

Reports and other information about the Fund are available in the EDGAR database on the SEC's website at www.sec.gov, or you can receive copies of this information, for a fee, by electronic request at the following email address: publicinfo@sec.gov.

Fund's Investment Company Act file number: 811-05962

© 2019 The Vanguard Group, Inc. All rights reserved.
Vanguard Marketing Corporation, Distributor.

P 106 042019



Vanguard Variable Insurance Fund High Yield Bond Portfolio

April 26, 2019

Prospectus

See the inside front cover for important information about access to your fund's annual and semiannual shareholder reports.

This prospectus contains financial data for the Portfolio through the fiscal year ended December 31, 2018.

The Securities and Exchange Commission (SEC) has not approved or disapproved these securities or passed upon the adequacy of this prospectus. Any representation to the contrary is a criminal offense.

Important information about access to shareholder reports

Beginning on January 1, 2021, as permitted by regulations adopted by the SEC, paper copies of your fund's annual and semiannual shareholder reports will no longer be sent to you by mail, unless you specifically request them. Instead, you will be notified by mail each time a report is posted on the website and will be provided with a link to access the report.

If you have already elected to receive shareholder reports electronically, you will not be affected by this change and do not need to take any action. You may elect to receive shareholder reports and other communications from the fund electronically by contacting your financial intermediary (such as a broker-dealer or bank) or, if you invest directly with the fund, by calling Vanguard at one of the phone numbers on the back cover of this prospectus or by logging on to vanguard.com.

You may elect to receive paper copies of all future shareholder reports free of charge. If you invest through a financial intermediary, you can contact the intermediary to request that you continue to receive paper copies. If you invest directly with the fund, you can call Vanguard at one of the phone numbers on the back cover of this prospectus or log on to vanguard.com. Your election to receive paper copies will apply to all the funds you hold through an intermediary or directly with Vanguard.

Contents

Portfolio Summary	1	Financial Highlights	21
More on the Portfolio	6	General Information	23
The Portfolio and Vanguard	17	Glossary of Investment Terms	26
Investment Advisor	18		
Taxes	19		
Share Price	20		

Portfolio Summary

Investment Objective

The Portfolio seeks to provide a high level of current income.

Fees and Expenses

The following table describes the fees and expenses you may pay if you buy and hold shares of the Portfolio. The expenses shown in the table and in the example that follows do not reflect additional fees and expenses associated with the annuity or life insurance program through which you invest. If those additional fees and expenses were included, overall expenses would be higher.

Annual Portfolio Operating Expenses

(Expenses that you pay each year as a percentage of the value of your investment)

Management Fees	0.23%
12b-1 Distribution Fee	None
Other Expenses	0.03%
Total Annual Portfolio Operating Expenses	0.26%

Example

The following example is intended to help you compare the cost of investing in the Portfolio with the cost of investing in other mutual funds. It illustrates the hypothetical expenses that you would incur over various periods if you were to invest \$10,000 in the Portfolio's shares. This example assumes that the Portfolio provides a return of 5% each year and that total annual portfolio operating expenses remain as stated in the preceding table. You would incur these hypothetical expenses whether or not you were to redeem your investment at the end of the given period. Although your actual costs may be higher or lower, based on these assumptions your costs would be:

1 Year	3 Years	5 Years	10 Years
\$27	\$84	\$146	\$331

Portfolio Turnover

The Portfolio pays transaction costs, such as commissions, when it buys and sells securities (or "turns over" its portfolio). A higher portfolio turnover rate may indicate higher transaction costs. These costs, which are not reflected in annual portfolio operating expenses or in the previous expense example, reduce the Portfolio's performance. During the most recent fiscal year, the Portfolio's turnover rate was 23% of the average value of its portfolio.

Principal Investment Strategies

The Portfolio invests primarily in a diversified group of high-yielding, higher-risk corporate bonds—commonly known as “junk bonds”—with medium- and lower-range credit quality ratings. Under normal circumstances, the Portfolio invests at least 80% of its assets in corporate bonds that are rated below Baa by Moody’s Investors Service, Inc. (Moody’s); have an equivalent rating by any other independent bond rating agency; or, if unrated, are determined to be of comparable quality by the Portfolio’s advisor.

The Portfolio may not invest more than 20% of its assets in any of the following, in the aggregate: bonds with credit ratings lower than B or the equivalent, convertible securities, preferred stocks, and fixed and floating rate loans of medium- to lower-range credit quality. The loans in which the Portfolio may invest will be rated Baa or below by Moody’s; have an equivalent rating by any other independent bond rating agency; or, if unrated, are determined to be of comparable quality by the Portfolio’s advisor. The Portfolio’s high-yield bonds and loans have mostly short- and intermediate-term maturities.

Principal Risks

An investment in the Portfolio could lose money over short or long periods of time. You should expect the Portfolio’s share price and total return to fluctuate within a wide range. The Portfolio is subject to the following risks, which could affect the Portfolio’s performance:

- *Credit risk*, which is the chance that a bond or loan issuer will fail to pay interest or principal in a timely manner or that negative perceptions of the issuer’s ability to make such payments will cause the price of that bond or loan to decline. Credit risk should be high for the Portfolio because it invests primarily in junk bonds.
- *Income risk*, which is the chance that the Portfolio’s income will decline because of falling interest rates. Income risk should be moderate to high for the Portfolio, so investors should expect the Portfolio’s monthly income to fluctuate accordingly.
- *Call risk*, which is the chance that during periods of falling interest rates, issuers of callable bonds may call (redeem) securities with higher coupon rates or interest rates before their maturity dates. The Portfolio would then lose any price appreciation above the bond’s call price and would be forced to reinvest the unanticipated proceeds at lower interest rates, resulting in a decline in the Portfolio’s income. Such redemptions and subsequent reinvestments would also increase the Portfolio’s turnover rate. Call risk should be moderate for the Portfolio because it invests only a portion of its assets in callable bonds.
- *Interest rate risk*, which is the chance that bond or loan prices will decline because of rising interest rates. Interest rate risk should be moderate for the Portfolio because

it invests primarily in short- and intermediate-term bonds, whose prices are less sensitive to interest rate changes than are the prices of long-term bonds.

- *Liquidity risk*, which is the chance that the Portfolio may not be able to sell a security in a timely manner at a desired price.
- *Manager risk*, which is the chance that poor security selection will cause the Portfolio to underperform relevant benchmarks or other funds with a similar investment objective. In addition, significant investment in the communication sector subjects the Portfolio to proportionately higher exposure to the risks of this sector.

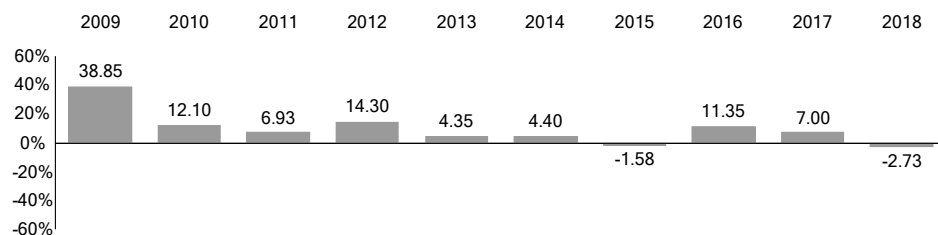
Because of the speculative nature of junk bonds, you should carefully consider the risks associated with this Portfolio.

An investment in the Portfolio is not a deposit of a bank and is not insured or guaranteed by the Federal Deposit Insurance Corporation or any other government agency.

Annual Total Returns

The following bar chart and table are intended to help you understand the risks of investing in the Portfolio. The bar chart shows how the performance of the Portfolio has varied from one calendar year to another over the periods shown. The table shows how the average annual total returns of the Portfolio compare with those of a relevant market index and a composite index, which have investment characteristics similar to those of the Portfolio. The Portfolio's returns are net of its expenses but do not reflect additional fees and expenses that are deducted by the annuity or life insurance program through which you invest. If such fees and expenses were included in the calculation of the Portfolio's returns, the returns would be lower. Keep in mind that the Portfolio's past performance does not indicate how the Portfolio will perform in the future. Updated performance information is available on our website for Financial Advisors at advisors.vanguard.com or by calling Vanguard toll-free at 800-522-5555.

Annual Total Returns — High Yield Bond Portfolio



During the periods shown in the bar chart, the highest return for a calendar quarter was 14.41% (quarter ended June 30, 2009), and the lowest return for a quarter was -4.20% (quarter ended December 31, 2018).

Average Annual Total Returns for Periods Ended December 31, 2018

	1 Year	5 Years	10 Years
High Yield Bond Portfolio	-2.73%	3.56%	8.99%
Comparative Indexes (reflect no deduction for fees or expenses)			
Bloomberg Barclays U.S. Corporate High Yield Bond Index	-2.08%	3.83%	11.12%
High-Yield Corporate Composite Index	-1.71	3.66	9.50

Investment Advisor

Wellington Management Company LLP (Wellington Management)

Portfolio Manager

Michael L. Hong, CFA, Senior Managing Director and Fixed Income Portfolio Manager of Wellington Management. He has managed the Portfolio since 2008.


Tax Information

The Portfolio normally distributes its net investment income and net realized capital gains, if any, to its shareholders, which are the insurance company separate accounts that sponsor your variable annuity or variable life insurance contract. The tax consequences to you of your investment in the Portfolio depend on the provisions of the annuity or life insurance contract through which you invest. For more information on taxes, please refer to the prospectus of the annuity or life insurance contract through which Portfolio shares are offered.

Payments to Financial Intermediaries

The Portfolio and its investment advisor do not pay financial intermediaries for sales of Portfolio shares.

More on the Portfolio

This prospectus describes the principal risks you would face as an investor in this Portfolio. It is important to keep in mind one of the main principles of investing: generally, the higher the risk of losing money, the higher the potential reward. The reverse, also, is generally true: the lower the risk, the lower the potential reward. As you consider an investment in any mutual fund, you should take into account your personal tolerance for fluctuations in the securities markets. Look for this  symbol throughout the prospectus. It is used to mark detailed information about the more significant risks that you would confront as a Portfolio investor. To highlight terms and concepts important to mutual fund investors, we have provided Plain Talk® explanations along the way. Reading the prospectus will help you decide whether the Portfolio is the right investment for you. We suggest that you keep this prospectus for future reference.

A Note About Vanguard Variable Insurance Fund

The High Yield Bond Portfolio of Vanguard Variable Insurance Fund is a mutual fund used solely as an investment option for annuity or life insurance contracts offered by insurance companies. This means that you cannot purchase shares of the Portfolio directly, but only through a contract offered by an insurance company.

The High Yield Bond Portfolio is separate from other Vanguard mutual funds, even when the Portfolio and a fund have the same investment objective and advisor. The Portfolio's investment performance will differ from the performance of other Vanguard funds because of differences in the securities held and because of administrative and insurance costs associated with the annuity or life insurance program through which you invest.

Plain Talk About Costs of Investing

Costs are an important consideration in choosing a mutual fund. That is because you, as a contract owner, pay a proportionate share of the costs of operating a fund and any transaction costs incurred when the fund buys or sells securities. These costs can erode a substantial portion of the gross income or the capital appreciation a fund achieves. Even seemingly small differences in expenses can, over time, have a dramatic effect on a fund's performance.


The following sections explain the principal investment strategies and policies that the Portfolio uses in pursuit of its objective. The Fund's board of trustees, which oversees the Portfolio's management, may change investment strategies or policies in the interest of shareholders without a shareholder vote, unless those strategies or policies are designated as fundamental. The Portfolio's 80% policy may be changed only upon 60 days' notice to shareholders.


Market Exposure

The Portfolio invests primarily in a diversified group of high-yielding, higher-risk corporate bonds, commonly known as "junk bonds," with medium- and lower-range credit quality ratings. The Portfolio also invests in fixed and floating rate loans of medium- to lower-range credit quality; these loans are mostly short- and intermediate-term. As a result of this investment strategy, the Portfolio is subject to certain risks.

Plain Talk About High-Yield Bonds

High-yield bonds, or "junk bonds," are issued by companies or other entities whose ability to pay interest and principal on the debt in a timely manner is considered questionable. Such bonds are rated "below investment-grade" by independent rating agencies. Because they are riskier than investment-grade bonds, high-yield bonds typically must pay more interest to attract investors. Some high-yield bonds are issued by smaller, less-seasoned companies, while others are issued as part of a corporate restructuring, such as an acquisition, a merger, or a leveraged buyout. Some high-yield bonds were once rated as investment-grade but have been downgraded to junk bond status because of financial difficulties experienced by their issuers. Conversely, an issuer's improving financial condition may result in an upgrading of its junk bonds to investment-grade status.

 *Because of its significant investments in junk bonds and loans, the Portfolio is subject to high credit risk, which is the chance that a bond or loan issuer will fail to pay interest or principal in a timely manner or that negative perceptions of the issuer's ability to make such payments will cause the price of that bond or loan to decline.*

 *The Portfolio is subject to interest rate risk, which is the chance that bond or loan prices will decline because of rising interest rates. Interest rate risk should be moderate for the Portfolio because it invests mainly in short- and intermediate-term bonds, whose prices are less sensitive to interest rate changes than are the prices of long-term bonds.*

In general, interest rate fluctuations widen as a bond portfolio's average maturity lengthens. The Portfolio is expected to have a moderate level of interest rate risk because its holdings have short- and intermediate-term average maturity.

Although bonds are often thought to be less risky than stocks, there have been periods when bond prices have fallen significantly because of rising interest rates. For instance, prices of long-term bonds fell by almost 48% between December 1976 and September 1981.

To illustrate the relationship between bond prices and interest rates, the following table shows the effect of a 1% and a 2% change (both up and down) in interest rates on the values of three noncallable bonds (i.e., bonds that cannot be redeemed by the issuer) of different maturities, each with a face value of \$1,000.

How Interest Rate Changes Affect the Value of a \$1,000 Bond¹

Type of Bond (Maturity)	After a 1% <i>Increase</i>	After a 1% <i>Decrease</i>	After a 2% <i>Increase</i>	After a 2% <i>Decrease</i>
Short-Term (2.5 years)	\$977	\$1,024	\$954	\$1,049
Intermediate-Term (10 years)	922	1,086	851	1,180
Long-Term (20 years)	874	1,150	769	1,328

¹ Assuming a 4% coupon rate.

These figures are for illustration only; you should not regard them as an indication of future performance of the bond market as a whole or the Portfolio in particular.

Plain Talk About Bonds and Interest Rates

As a rule, when interest rates rise, bond prices fall. The opposite is also true: Bond prices go up when interest rates fall. Why do bond prices and interest rates move in opposite directions? Let's assume that you hold a bond offering a 4% yield. A year later, interest rates are on the rise and bonds of comparable quality and maturity are offered with a 5% yield. With higher-yielding bonds available, you would have trouble selling your 4% bond for the price you paid—you would probably have to lower your asking price. On the other hand, if interest rates were falling and 3% bonds were being offered, you should be able to sell your 4% bond for more than you paid.

How mortgage-backed securities are different: In general, declining interest rates will not lift the prices of mortgage-backed securities—such as those guaranteed by the Government National Mortgage Association—as much as the prices of comparable bonds. Why? Because when interest rates fall, the bond market tends to discount the prices of mortgage-backed securities for prepayment risk—the possibility that homeowners will refinance their mortgages at lower rates and cause the bonds to be paid off prior to maturity. In part to compensate for this prepayment possibility, mortgage-backed securities tend to offer higher yields than other bonds of comparable credit quality and maturity. In contrast, when interest rates rise, prepayments tend to slow down, subjecting mortgage-backed securities to extension risk—the possibility that homeowners will repay their mortgages at slower rates. This will lengthen the duration or average life of mortgage-backed securities held by a fund and delay the fund's ability to reinvest proceeds at higher interest rates, making the fund more sensitive to changes in interest rates.



The Portfolio is subject to income risk, which is the chance that the Portfolio's income will decline because of falling interest rates. A portfolio's income declines when interest rates fall because the portfolio then must invest new cash flow and cash from maturing bonds in lower-yielding bonds.


In general, income risk is higher for short-term bond funds and lower for long-term bond funds. Accordingly, the Portfolio should have a moderate level of income risk.

Plain Talk About Bond Maturities

A bond is issued with a specific maturity date—the date when the issuer must pay back the bond’s principal (face value). Bond maturities range from less than 1 year to more than 30 years. Typically, the longer a bond’s maturity, the more price risk you, as a bond investor, will face as interest rates rise—but also the higher the potential yield you could receive. Longer-term bonds are more suitable for investors willing to take a greater risk of price fluctuations to get higher and more stable interest income. Shorter-term bond investors should be willing to accept lower yields and greater income variability in return for less fluctuation in the value of their investment. The stated maturity of a bond may differ from the effective maturity of a bond, which takes into consideration that an action such as a call or refunding may cause bonds to be repaid before their stated maturity dates.

Although falling interest rates tend to strengthen bond prices, they can cause other problems for bond investors—bond calls and prepayments.

The Portfolio is subject to prepayment risk on fixed- and floating-rate loans, which is the chance that during periods of falling interest rates, issuers of loans may prepay the loan principal before its maturity date. The Portfolio would then lose potential price appreciation and would be forced to reinvest the unanticipated proceeds at lower interest rates, resulting in a decline in the Portfolio’s income.

 *The Portfolio is subject to call risk, which is the chance that during periods of falling interest rates, issuers of callable bonds may call (redeem) securities with higher coupon rates or interest rates before their maturity dates. The Portfolio would then lose any price appreciation above the bond’s call price and would be forced to reinvest the unanticipated proceeds at lower interest rates, resulting in a decline in the Portfolio’s income. Such redemptions and subsequent reinvestments would also increase the Portfolio’s turnover rate. Call risk should be moderate for the Portfolio because it invests only a portion of its assets in callable bonds.*

Plain Talk About Callable Bonds

Although bonds are issued with clearly defined maturities, in some cases the bond issuer has a right to call in (redeem) the bond earlier than its maturity date. When a bond is called, the bondholder must replace it with another bond that may have a lower yield than the original bond. One way for bond investors to protect themselves against call risk is to purchase a bond early in its lifetime, long before its call date. Another way is to buy bonds with lower coupon rates or interest rates, which make them less likely to be called.

Security Selection

The Portfolio may invest up to 10% of its assets in trust-preferred securities, which are preferred securities issued by a special purpose trust that holds subordinated debt of the trust's corporate parent. The interest received by the trust from the debt issued by the corporate parent is distributed to the holders of the trust-preferred securities. A trust-preferred security has characteristics of both a debt security and an equity security and generally will have the same risks as these types of securities, including market, credit, interest rate, and call risks. Trust-preferred securities typically are subordinated to the bonds and other obligations of the parent company and, therefore, may be subject to greater credit risk than such bonds and obligations.

The Portfolio may invest up to 20% of its assets in government securities and/or bonds that are rated Baa or above by Moody's or have an equivalent rating from any other independent bond rating agency, or, if unrated, are determined to be of comparable quality by the advisor. These are commonly referred to as investment-grade securities.

The Portfolio will only invest in bonds and loans that, at the time of initial investment, are rated Caa or higher by Moody's or have an equivalent rating from any other independent bond rating agency, or, if unrated, are determined to be of comparable quality by the advisor. However, the Portfolio may continue to hold bonds that have been downgraded, even if they would no longer be eligible for purchase by the Portfolio.

Plain Talk About Credit Quality

A bond's credit quality rating is an assessment of the issuer's ability to pay interest on the bond and, ultimately, to repay the principal. The lower the credit quality, the greater the perceived chance that the bond issuer will default, or fail to meet its payment obligations. All things being equal, the lower a bond's credit quality, the higher its yield should be to compensate investors for assuming additional risk.

Credit risk is expected to be high for the Portfolio because it invests primarily in bonds with medium- and lower-range credit quality ratings.

The Portfolio's advisor selects bonds on a company-by-company basis, emphasizing fundamental research and a long-term investment horizon. The analysis focuses on the nature of a company's business, its strategy, and the quality of its management. Based on this analysis, the advisor looks for companies whose prospects are stable or improving and whose bonds offer an attractive yield. Companies with improving prospects are normally more attractive because they offer better assurance of debt repayment and greater potential for capital appreciation.




The Portfolio is subject to manager risk, which is the chance that poor security selection will cause the Portfolio to underperform relevant benchmarks or other funds with a similar investment objective. In addition, significant investment in the communication sector subjects the Portfolio to proportionately higher exposure to the risks of this sector.

As of December 31, 2018, the Portfolio's holdings had the following credit quality characteristics:

Credit Quality	Percentage of Portfolio's Net Assets
Baa	3.9%
Ba	47.6
B	40.1
Caa	7.3
C	0.9
Not Rated	0.2

Bonds that are rated below Moody's Baa or have an equivalent rating, such as those held by the Portfolio, are classified as non-investment grade. These bonds carry a high degree of risk and are considered speculative by the major rating agencies. Because of the speculative nature of junk bonds, you should carefully consider the risks associated with the Portfolio before you purchase shares.

To minimize credit risk, the Portfolio normally diversifies its holdings among debt of 150–200 separate issuers, representing many industries. As of December 31, 2018, the Portfolio held debt of 206 issuers. This diversification should lessen the negative impact to the Portfolio of a particular issuer's failure to pay either principal or interest.

 ***The Portfolio is subject to liquidity risk, which is the chance that the Portfolio may not be able to sell a security in a timely manner at a desired price.***

Corporate bonds are traded among dealers and brokers that connect buyers with sellers. Liquidity in the corporate bond market may be challenged depending on overall economic conditions and credit tightening. There may be little trading in the secondary market for particular bonds and other debt securities, which may make them more difficult to value or sell.

The Portfolio may also enter into mortgage-dollar-roll transactions, in which the Portfolio sells mortgage-backed securities to a dealer and simultaneously agrees to purchase similar securities in the future at a predetermined price. These transactions simulate an investment in mortgage-backed securities and have the potential to enhance the Portfolio's returns and reduce its administrative burdens, compared with holding mortgage-backed securities directly. These transactions may increase the Portfolio's turnover rate. Mortgage dollar rolls will be used only to the extent that they are consistent with the Portfolio's investment objective and risk profile.

Although it has no present plans to do so, the Portfolio may invest up to 5% of its assets in non-cash-flow-producing high-yield bonds, such as zero-coupon bonds (which pay interest only at maturity) or payment-in-kind bonds (which pay interest in the form of additional securities).

Other Investment Policies and Risks

In addition to investing in junk bonds, the Portfolio may make other kinds of investments to achieve its objective.

The Portfolio may invest in international U.S. dollar-denominated bonds issued by foreign governments, government agencies, and companies. To the extent that the Portfolio owns foreign bonds, it is subject to *country risk*, which is the chance that world events—such as political upheaval, financial troubles, or natural disasters—will adversely affect the value or liquidity of securities issued by governments, government agencies, and companies in foreign countries. Because the bond's value is designated in dollars rather than in the currency of the issuer's country, the Portfolio is not exposed to currency risk; rather, the issuer assumes the risk, usually to attract U.S. investors.

The Portfolio may invest in foreign currency bonds, which are bonds denominated in the local currency of a non-U.S. country and issued by foreign governments, government agencies, and companies. To the extent that the Portfolio owns foreign currency bonds,

it intends to hedge its foreign currency exposure to those bonds back to the U.S. dollar. In addition to country risk, the Portfolio is subject to *currency hedging risk*. Currency hedging risk is the chance that the currency hedging transactions entered into by the Portfolio may not perfectly offset the Portfolio's foreign currency exposure.

The Portfolio may enter into foreign currency exchange forward contracts, which are a type of derivative. A foreign currency exchange forward contract is an agreement to buy or sell a currency at a specific price on a specific date, usually 30, 60, or 90 days in the future. In other words, the contract guarantees an exchange rate on a given date. Advisors of portfolios that invest in foreign securities can use these contracts to guard against unfavorable changes in currency exchange rates. These contracts, however, would not prevent the Portfolio's securities from falling in value as a result of risks other than unfavorable currency exchange movements.

The Portfolio may invest, to a limited extent, in derivatives. Generally speaking, a derivative is a financial contract whose value is based on the value of a financial asset (such as a stock, a bond, or a currency), a physical asset (such as gold, oil, or wheat), a market index, or a reference rate. Investments in derivatives may subject the Portfolio to risks different from, and possibly greater than, those of the underlying securities or assets.

The Portfolio may invest in fixed income futures contracts, fixed income options, interest rate swaps, total return swaps, credit default swaps, currency swaps, foreign currency exchange forwards, or other derivatives only if the expected risks and rewards of the derivatives are consistent with the investment objective, policies, strategies, and risks of the Portfolio as disclosed in this prospectus. The advisor will not use derivatives to change the risk exposure of the Portfolio. In particular, derivatives will be used for the portfolio only when they may help the advisor to accomplish one or more of the following:

- Invest in eligible asset classes with greater efficiency and lower cost than is possible through direct investment.
- Add value when these instruments are attractively priced.
- Hedge foreign currency exposure or hedge foreign interest rate exposure, adjust the overall credit risk of the Portfolio or actively overweight or underweight credit risk to specific bond issuers.
- Adjust sensitivity to changes in interest rates.

The Portfolio will not use derivatives for speculation or for the purpose of leveraging (magnifying) investment returns.

Plain Talk About Derivatives

Derivatives can take many forms. Some forms of derivatives—such as exchange-traded futures and options on securities, commodities, or indexes—have been trading on regulated exchanges for decades. These types of derivatives are standardized contracts that can easily be bought and sold and whose market values are determined and published daily. On the other hand, non-exchange-traded derivatives—such as certain swap agreements and foreign currency exchange forward contracts—tend to be more specialized or complex and may be more difficult to accurately value.

Cash Management

The Portfolio's daily cash balance may be invested in Vanguard Market Liquidity Fund and/or Vanguard Municipal Cash Management Fund (each, a CMT Fund), which are low-cost money market funds. When investing in a CMT Fund, the Portfolio bears its proportionate share of the expenses of the CMT Fund in which it invests. Vanguard receives no additional revenue from Portfolio assets invested in a CMT Fund.

Temporary Investment Measures

The Portfolio may temporarily depart from its normal investment policies and strategies when the advisor believes that doing so is in the Portfolio's best interest, so long as the strategy or policy employed is consistent with the Portfolio's investment objective. For instance, the Portfolio may invest beyond its normal limits in derivatives or exchange-traded funds that are consistent with the Portfolio's investment objective when those instruments are more favorably priced or provide needed liquidity, as might be the case if the Portfolio is transitioning assets from one advisor to another or receives large cash flows that it cannot prudently invest immediately.

In addition, the Portfolio may take temporary defensive positions that are inconsistent with its normal investment policies and strategies—for instance, by allocating substantial assets to cash equivalent investments or other less volatile instruments—in response to adverse or unusual market, economic, political, or other conditions. In doing so, the Portfolio may succeed in avoiding losses but may otherwise fail to achieve its investment objective.

Frequent Trading or Market-Timing

Background. Some investors try to profit from strategies involving frequent trading of mutual fund shares, such as market-timing. For funds holding foreign securities, investors may try to take advantage of an anticipated difference between the price of the fund's shares and price movements in overseas markets, a practice also known as time-zone arbitrage. Investors also may try to engage in frequent trading of funds

holding investments such as small-cap stocks and high-yield bonds. As money is shifted into and out of a fund by an investor engaging in frequent trading, the fund incurs costs for buying and selling securities, resulting in increased brokerage and administrative costs. These costs are borne by *all* fund investors, including the long-term investors who do not generate the costs. In addition, frequent trading may interfere with an advisor's ability to efficiently manage the fund.

Policies to address frequent trading. The Vanguard funds (other than money market funds and short-term bond funds, but including Vanguard Short-Term Inflation-Protected Securities Index Fund) do not knowingly accommodate frequent trading. The board of trustees of each Vanguard fund (other than money market funds and short-term bond funds, but including Vanguard Short-Term Inflation-Protected Securities Index Fund) has adopted policies and procedures reasonably designed to detect and discourage frequent trading and, in some cases, to compensate the fund for the costs associated with it. These policies and procedures do not apply to ETF Shares because frequent trading in ETF Shares generally does not disrupt portfolio management or otherwise harm fund investors. Although there is no assurance that Vanguard will be able to detect or prevent frequent trading or market-timing in all circumstances, the following policies have been adopted to address these issues:

- Each Vanguard fund reserves the right to reject any purchase request—including exchanges from other Vanguard funds—without notice and regardless of size. For example, a purchase request could be rejected because the investor has a history of frequent trading or if Vanguard determines that such purchase may negatively affect a fund's operation or performance.
- Certain Vanguard funds charge shareholders purchase and/or redemption fees on transactions.

You may purchase or sell Portfolio shares through a contract offered by an insurance company. When insurance companies establish omnibus accounts in the Portfolio for their clients, we cannot monitor the individual clients' trading activity. However, we review trading activity at the omnibus account level, and we look for activity that may indicate potential frequent trading or market-timing. If we detect suspicious trading activity, we will seek the assistance of the insurance company to investigate that trading activity and take appropriate action, including prohibiting additional purchases of Portfolio shares by a client. Insurance companies may apply frequent-trading policies that differ from one another. Please read the insurance company contract and program materials carefully to learn of any rules or fees that may apply.

See the accompanying prospectus for the annuity or insurance program through which Portfolio shares are offered for further details on transaction policies.

The Portfolio, in determining its net asset value, will use fair-value pricing when appropriate, as described in the *Share Price* section. Fair-value pricing may reduce or eliminate the profitability of certain frequent-trading strategies.

Do not invest with Vanguard if you are a market-timer.

Turnover Rate

A mutual fund's turnover rate is a measure of its trading activity. The Portfolio may sell securities regardless of how long they have been held. The historical turnover rates for the Portfolio can be found in the *Financial Highlights* section of this prospectus. A turnover rate of 100%, for example, would mean that the Portfolio had sold and replaced securities valued at 100% of its net assets within a one-year period.

Plain Talk About Turnover Rate

Before investing in a mutual fund, you should review its turnover rate. This rate gives an indication of how transaction costs, which are not included in the fund's expense ratio, could affect the fund's future returns. In general, the greater the volume of buying and selling by the fund, the greater the impact that dealer markup and other transaction costs will have on its return. Also, funds with high turnover rates may be more likely to generate capital gains, including short-term capital gains, that must be distributed to shareholders and will be taxable to shareholders investing through a taxable account.

The Portfolio and Vanguard

Vanguard Variable Insurance Fund is a member of The Vanguard Group, a family of over 200 funds holding assets of approximately \$4.5 trillion. All of the funds that are members of The Vanguard Group (other than funds of funds) share in the expenses associated with administrative services and business operations, such as personnel, office space, and equipment.

Vanguard Marketing Corporation provides marketing services to the funds. Although fund shareholders do not pay sales commissions or 12b-1 distribution fees, each fund (other than a fund of funds) or each share class of a fund (in the case of a fund with multiple share classes) pays its allocated share of the Vanguard funds' marketing costs.

Plain Talk About Vanguard's Unique Corporate Structure

The Vanguard Group is owned jointly by the funds it oversees and thus indirectly by the shareholders in those funds. Most other mutual funds are operated by management companies that are owned by third parties—either public or private stockholders—and not by the funds they serve.

Investment Advisor

Wellington Management Company, LLP, 280 Congress Street, Boston, MA 02210, provides investment advisory services for the Portfolio. Wellington Management, a Delaware limited liability partnership, is a professional investment counseling firm that provides investment services to investment companies, employee benefit plans, endowments, foundations, and other institutions. Wellington Management and its predecessor organizations have provided investment advisory services for over 80 years. Wellington Management is owned by the partners of Wellington Management Group LLP, a Massachusetts limited liability company. As of December 31, 2018, Wellington Management had investment management authority with respect to approximately \$1 trillion in assets. The firm manages the Portfolio subject to the supervision and oversight of Vanguard and the Portfolio's board of trustees.

Wellington Management's advisory fee is paid quarterly and is a percentage of average daily net assets under management during the most recent fiscal quarter.

For the fiscal year ended December 31, 2018, the advisory fee paid to Wellington Management represented an effective annual rate of 0.06% of the Portfolio's average net assets.

Under the terms of an SEC exemption, the board of trustees of Vanguard Variable Insurance Fund may, without prior approval from shareholders, change the terms of an advisory agreement with a third-party investment advisor or hire a new third-party investment advisor—either as a replacement for an existing advisor or as an additional advisor. Any significant change in the Portfolio's advisory arrangements will be communicated to shareholders in writing. As the Portfolio's sponsor and overall manager, Vanguard may provide investment advisory services to the Portfolio at any time. Vanguard may also recommend to the board of trustees that an advisor be hired, terminated, or replaced or that the terms of an existing advisory agreement be revised. Vanguard Variable Insurance Fund has filed an application seeking a similar SEC exemption with respect to investment advisors that are wholly owned subsidiaries of Vanguard. If the exception is granted, the Portfolio may rely on the new SEC relief.

For a discussion of why the board of trustees approved the Portfolio's investment advisory agreement, see Vanguard Variable Insurance Fund's most recent semiannual report to shareholders covering the fiscal period ended June 30.

The manager primarily responsible for the day-to-day management of the Portfolio is:

Michael L. Hong, CFA, Senior Managing Director and Fixed Income Portfolio Manager of Wellington Management. He has managed fixed income portfolios for Wellington Management since 1997 and has managed the Portfolio since 2008. Education: A.B., Harvard College.

The Fund's *Statement of Additional Information* provides information about the portfolio manager's compensation, other accounts under management, and ownership of shares of the Portfolio.

Taxes

The Portfolio normally distributes its net investment income and net realized short-term or long-term capital gains, if any, to its shareholders, which are the insurance company separate accounts that fund your variable annuity or variable life insurance contract. The tax consequences to you of your investment in the Portfolio depend on the provisions of the annuity or life insurance contract through which you invest; please refer to the prospectus of such contract for more information.

The Portfolio intends to operate in such a manner that a separate account investing only in Portfolio shares will result in the variable annuity and variable life insurance contracts supported by that account receiving favorable tax treatment. This favorable treatment means that you generally will not be taxed on Portfolio distributions or proceeds on dispositions of Portfolio shares received by the separate account funding your contract. In order to qualify for this favorable treatment, the insurance company separate accounts that invest in the Portfolio must satisfy certain requirements. If a Portfolio funding your contract does not meet such requirements, your contract could lose its favorable tax treatment, and income and gain allocable to your contract could be taxable to you. Also, if the IRS were to determine that contract holders have an impermissible level of control over the investments funding their contracts, your contract could lose its favorable tax treatment and income and gain allocable to your contract could be taxable currently to you. Please see Vanguard Variable Insurance Fund's *Statement of Additional Information* for more information.

Share Price

Share price, also known as *net asset value* (NAV), is calculated each business day as of the close of regular trading on the New York Stock Exchange (NYSE), generally 4 p.m., Eastern time. In the rare event the NYSE experiences unanticipated disruptions and is unavailable at the close of the trading day, NAVs will be calculated as of the close of regular trading on the Nasdaq (or another alternate exchange if the Nasdaq is unavailable, as determined at Vanguard's discretion), generally 4 p.m., Eastern time. The NAV per share is computed by dividing the total assets, minus liabilities, of the Portfolio by the number of Portfolio shares outstanding. On U.S. holidays or other days when the NYSE is closed, the NAV is not calculated, and the Portfolio does not sell or redeem shares. However, on those days the value of the Portfolio's assets may be affected to the extent that the Portfolio holds securities that change in value on those days (such as foreign securities that trade on foreign markets that are open).

Debt securities held by a Vanguard portfolio are valued based on information furnished by an independent pricing service or market quotations. When a portfolio determines that pricing-service information or market quotations either are not readily available or do not accurately reflect the value of a security, the security is priced at its *fair value* (the amount that the owner might reasonably expect to receive upon the current sale of the security). The values of any foreign securities held by a portfolio are converted into U.S. dollars using an exchange rate obtained from an independent third party as of the close of regular trading on the NYSE. The values of any mutual fund shares, including institutional money market fund shares, held by a portfolio are based on the NAVs of the shares. The values of any ETF shares or closed-end fund shares held by a portfolio are based on the market value of the shares.

A portfolio also may use fair-value pricing on bond market holidays when the portfolio is open for business (such as Columbus Day and Veterans Day). Fair-value prices are determined by Vanguard according to procedures adopted by the board of trustees. When fair-value pricing is employed, the prices of securities used by a portfolio to calculate its NAV may differ from quoted or published prices for the same securities.

The Portfolio's NAV is used to determine the unit value for the annuity or life insurance program through which you invest. For more information on unit values, please refer to the accompanying prospectus of the insurance company that offers your annuity or life insurance program.

Financial Highlights

The following financial highlights table is intended to help you understand the Portfolio's financial performance for the periods shown, and certain information reflects financial results for a single Portfolio share. The total returns in the table represent the rate that an investor would have earned or lost each period on an investment in the Portfolio (assuming reinvestment of all distributions). This information has been obtained from the financial statements audited by PricewaterhouseCoopers LLP, an independent registered public accounting firm, whose report—along with the Portfolio's financial statements—is included in Vanguard Variable Insurance Fund's most recent annual report to shareholders. You may obtain a free copy of the latest annual or semiannual report by visiting vanguard.com or by contacting Vanguard by telephone or mail.

Yields and total returns presented for the Portfolio are net of the Portfolio's operating expenses, but do not take into account charges and expenses attributable to the annuity or life insurance program through which you invest. The expenses of the annuity or life insurance program reduce the returns and yields you ultimately receive, so you should bear those expenses in mind when evaluating the performance of the Portfolio and when comparing the yields and returns of the Portfolio with those of other mutual funds.

High Yield Bond Portfolio

	Year Ended December 31,				
For a Share Outstanding Throughout Each Period	2018	2017	2016	2015	2014
Net Asset Value, Beginning of Period	\$8.13	\$7.99	\$7.59	\$8.14	\$8.24
Investment Operations					
Net Investment Income	.420 ¹	.419 ¹	.397	.427	.416
Net Realized and Unrealized Gain (Loss) on Investments	(.636)	.119	.426	(.541)	(.061)
Total from Investment Operations	(.216)	.538	.823	(.114)	.355
Distributions					
Dividends from Net Investment Income	(.384)	(.398)	(.423)	(.423)	(.455)
Distributions from Realized Capital Gains	—	—	—	(.013)	—
Total Distributions	(.384)	(.398)	(.423)	(.436)	(.455)
Net Asset Value, End of Period	\$7.53	\$8.13	\$7.99	\$7.59	\$8.14
Total Return	-2.73%	7.00%	11.35%	-1.58%	4.40%
Ratios/Supplemental Data					
Net Assets, End of Period (Millions)	\$704	\$752	\$622	\$521	\$534
Ratio of Total Expenses to Average Net Assets	0.26%	0.28%	0.28%	0.28%	0.29%
Ratio of Net Investment Income to Average Net Assets	5.39%	5.22%	5.44%	5.41%	5.24%
Portfolio Turnover Rate	23%	28%	27%	38%	35%

¹ Calculated based on average shares outstanding.

General Information

This Portfolio of Vanguard Variable Insurance Fund offers its shares to insurance companies to fund both annuity and life insurance contracts. Because of differences in tax treatment or other considerations, the best interests of various contract owners participating in the Portfolio might at some time be in conflict. The Fund's board of trustees will monitor for any material conflicts and determine what action, if any, should be taken.

If the board of trustees determines that continued offering of shares would be detrimental to the best interests of the Portfolio's shareholders, the Portfolio may suspend the offering of shares for a period of time. If the board of trustees determines that a specific purchase acceptance would be detrimental to the best interests of the Portfolio's shareholders (for example, because of the size of the purchase request or a history of frequent trading by the investor), the Portfolio may reject such a purchase request.

If you wish to redeem money from the Portfolio, please refer to the instructions provided in the accompanying prospectus for the annuity or life insurance program. Shares of the Portfolio may be redeemed on any business day that the NYSE is open for trading. The redemption price of shares will be at the next-determined net asset value per share. Redemption proceeds generally will be wired to the administrator within one business day following receipt of the redemption request, but no later than seven business days. Contract owners will receive their redemption checks from the administrator.

Under normal circumstances, the Portfolio typically expects to meet redemptions with positive cash flows. When this is not an option, the Portfolio seeks to maintain its risk exposure by selling a cross section of the Portfolio's holdings to meet redemptions, while also factoring in transaction costs. Additionally, the Portfolio may work with the insurance companies through which contract owners participate in the Portfolio to implement redemptions in a manner that is least disruptive to the portfolio.

Under certain circumstances, including under stressed market conditions, there are additional tools that the Portfolio may use in order to meet redemptions, including advancing the settlement of market trades with counterparties to match investor redemption payments or delaying settlement of an investor's transaction to match trade settlement within regulatory requirements. The Portfolio may also suspend payment of redemption proceeds for up to seven days. Additionally under these unusual circumstances, the Portfolio may borrow money (subject to certain regulatory conditions and if available under board-approved procedures) through an interfund lending facility or through a bank line-of-credit, including a joint committed credit facility, in order to meet redemption requests.

The Portfolio may suspend the redemption right or postpone payment at times when the New York Stock Exchange is closed or during any emergency circumstances, as determined by the Securities and Exchange Commission.

The exchange privilege (your ability to redeem shares from one Portfolio to purchase shares of another Portfolio) may be available to you through your contract. Although we make every effort to maintain the exchange privilege, Vanguard reserves the right to revise or terminate this privilege, limit the amount of an exchange, or reject any exchange, at any time, without notice.

If the board of trustees determines that it would be detrimental to the best interests of the Portfolio's remaining shareholders to make payment in cash, the Portfolio may pay redemption proceeds, in whole or in part, by an in-kind distribution of readily marketable securities.

For certain categories of investors, the Portfolio has authorized one or more brokers to accept on its behalf purchase and redemption orders. The brokers are authorized to designate other intermediaries to accept purchase and redemption orders on the Portfolio's behalf. The Portfolio will be deemed to have received a purchase or redemption order when an authorized broker, or a broker's authorized designee, accepts the order in accordance with the Portfolio's instructions. In most cases, for these categories of investors, a contract owner's properly transmitted order will be priced at the Portfolio's next determined NAV after the order is accepted by the authorized broker or the broker's designee. The contract owner should review the authorized broker's policies relating to trading in the Vanguard funds.

Please consult Vanguard Variable Insurance Fund's *Statement of Additional Information* or our website for a description of the policies and procedures that govern disclosure of the Fund's portfolio holdings.

CFA® is a registered trademark owned by CFA Institute.

BLOOMBERG is a trademark and service mark of Bloomberg Finance L.P. BARCLAYS is a trademark and service mark of Barclays Bank Plc, used under license. Bloomberg Finance L.P. and its affiliates, including Bloomberg Index Services Limited (BISL) (collectively, Bloomberg), or Bloomberg's licensors, own all proprietary rights in the Bloomberg Barclays U.S. Corporate High Yield Bond Index, Bloomberg U.S. High Yield Ba/B 2% Issuer Capped Index, and Bloomberg Barclays U.S. 1-5 Year Treasury Bond Index (the Indices or Bloomberg Barclays Indices).

Neither Barclays Bank Plc, Barclays Capital Inc., or any affiliate (collectively Barclays) or Bloomberg is the issuer or producer of the High Yield Bond Portfolio and neither Bloomberg nor Barclays has any responsibilities, obligations or duties to investors in the High Yield Bond Portfolio. The Indices are licensed for use by The Vanguard Group, Inc. (Vanguard) as the sponsor of the High Yield Bond Portfolio. Bloomberg and Barclays' only relationship with Vanguard in respect to the Indices is the licensing of the Indices, which is determined, composed and calculated by BISL, or any successor thereto, without regard to the Issuer or the High Yield Bond Portfolio or the owners of the High Yield Bond Portfolio.

Additionally, Vanguard may for itself execute transaction(s) with Barclays in or relating to the Indices in connection with the High Yield Bond Portfolio. Investors acquire the High Yield Bond Portfolio from Vanguard and investors neither acquire any interest in the Indices nor enter into any relationship of any kind whatsoever with Bloomberg or Barclays upon making an investment in the High Yield Bond Portfolio. The High Yield Bond Portfolio is not sponsored, endorsed, sold or promoted by Bloomberg or Barclays. Neither Bloomberg nor Barclays makes any representation or warranty, express or implied regarding the advisability of investing in the High Yield Bond Portfolio or the advisability of investing in securities generally or the ability of the Indices to track corresponding or relative market performance. Neither Bloomberg nor Barclays has passed on the legality or suitability of the High Yield Bond Portfolio with respect to any person or entity. Neither Bloomberg nor Barclays is responsible for and has not participated in the determination of the timing of, prices at, or quantities of the High Yield Bond Portfolio to be issued. Neither Bloomberg nor Barclays has any obligation to take the needs of the Issuer or the owners of the High Yield Bond Portfolio or any other third party into consideration in determining, composing or calculating the Indices. Neither Bloomberg nor Barclays has any obligation or liability in connection with administration, marketing or trading of the High Yield Bond Portfolio.

The licensing agreement between Bloomberg and Barclays is solely for the benefit of Bloomberg and Barclays and not for the benefit of the owners of the High Yield Bond Portfolio, investors or other third parties. In addition, the licensing agreement between Vanguard and Bloomberg is solely for the benefit of Vanguard and Bloomberg and not for the benefit of the owners of the High Yield Bond Portfolio, investors or other third parties.

NEITHER BLOOMBERG NOR BARCLAYS SHALL HAVE ANY LIABILITY TO THE ISSUER, INVESTORS OR TO OTHER THIRD PARTIES FOR THE QUALITY, ACCURACY AND/OR COMPLETENESS OF THE BLOOMBERG BARCLAYS INDICES OR ANY DATA INCLUDED THEREIN OR FOR INTERRUPTIONS IN THE DELIVERY OF THE BLOOMBERG BARCLAYS INDICES. NEITHER BLOOMBERG NOR BARCLAYS MAKES ANY WARRANTY, EXPRESS OR IMPLIED, AS TO RESULTS TO BE OBTAINED BY THE ISSUER, THE INVESTORS OR ANY OTHER PERSON OR ENTITY FROM THE USE OF THE BLOOMBERG BARCLAYS INDICES OR ANY DATA INCLUDED THEREIN. NEITHER BLOOMBERG NOR BARCLAYS MAKES ANY EXPRESS OR IMPLIED WARRANTIES, AND EACH HEREBY EXPRESSLY DISCLAIMS ALL WARRANTIES OF MERCHANTABILITY OR FITNESS FOR A PARTICULAR PURPOSE OR USE WITH RESPECT TO BLOOMBERG BARCLAYS INDICES OR ANY DATA INCLUDED THEREIN. BLOOMBERG RESERVES THE RIGHT TO CHANGE THE METHODS OF CALCULATION OR PUBLICATION, OR TO CEASE THE CALCULATION OR PUBLICATION OF THE BLOOMBERG BARCLAYS INDICES, AND NEITHER BLOOMBERG NOR BARCLAYS SHALL BE LIABLE FOR ANY MISCALCULATION OF OR ANY INCORRECT, DELAYED OR INTERRUPTED PUBLICATION WITH RESPECT TO ANY OF THE BLOOMBERG BARCLAYS INDICES. NEITHER BLOOMBERG NOR BARCLAYS SHALL BE LIABLE FOR ANY DAMAGES, INCLUDING, WITHOUT LIMITATION, ANY SPECIAL, INDIRECT OR CONSEQUENTIAL DAMAGES, OR ANY LOST PROFITS AND EVEN IF ADVISED OF THE POSSIBILITY OF SUCH, RESULTING FROM THE USE OF BLOOMBERG BARCLAYS INDICES OR ANY DATA INCLUDED THEREIN OR WITH RESPECT TO THE HIGH YIELD BOND PORTFOLIO.

None of the information supplied by Bloomberg or Barclays and used in this publication may be reproduced in any manner without the prior written permission of both Bloomberg and Barclays Capital, the investment banking division of Barclays Bank Plc. Barclays Bank Plc is registered in England No. 1026167. Registered office 1 Churchill Place London E14 5HP.

Glossary of Investment Terms

Average Maturity. The average length of time until bonds held by a portfolio reach maturity and are repaid. In general, the longer the average maturity, the more a portfolio's share price fluctuates in response to changes in market interest rates. In calculating average maturity, a portfolio uses a bond's maturity or, if applicable, an earlier date on which the advisor believes it is likely that a maturity-shortening device (such as a call, put, refunding, prepayment or redemption provision, or an adjustable coupon rate) will cause the bond to be repaid.

Bloomberg Barclays U.S. Corporate High Yield Bond Index. An index that includes primarily corporate bonds with credit ratings at or below Ba1 (Moody's) or BB+ (Standard & Poor's); these issues are considered below investment-grade.

Bond. A debt security (IOU) issued by a corporation, a government, or a government agency in exchange for the money the bondholder lends it. In most instances, the issuer agrees to pay back the loan by a specific date and generally to make regular interest payments until that date.

Capital Gains Distributions. Payments to portfolio shareholders of gains realized on securities that a portfolio has sold at a profit, minus any realized losses.

Cash Equivalent Investments. Cash deposits, short-term bank deposits, and money market instruments that include U.S. Treasury bills and notes, bank certificates of deposit (CDs), repurchase agreements, commercial paper, and banker's acceptances.

Corporate Bond. An IOU issued by a business that wants to borrow money. As with other types of bonds, the issuer promises to repay the borrowed money by a specific date and generally to make interest payments in the meantime.

Coupon Rate. The interest rate paid by the issuer of a debt security until its maturity. It is expressed as an annual percentage of the face value of the security.

Dividend Distributions. Payments to portfolio shareholders of income from interest or dividends generated by a portfolio's investments.

Expense Ratio. A portfolio's total annual operating expenses expressed as a percentage of the portfolio's average net assets. The expense ratio includes management and administrative expenses, but does not include the transaction costs of buying and selling portfolio securities.

Face Value. The amount to be paid at a bond's maturity; also known as the par value or principal.

Fixed Income Security. An investment, such as a bond, representing a debt that must be repaid by a specified date, and on which the borrower must pay a fixed, variable, or floating rate of interest.

High-Yield Corporate Composite Index. An index weighted 95% Bloomberg Barclays U.S. High Yield Ba/B 2% Issuer Capped Index and 5% Bloomberg Barclays U.S. 1–5 Year Treasury Bond Index.

Inception Date. The date on which the assets of a portfolio are first invested in accordance with the portfolio's investment objective. For portfolios with a subscription period, the inception date is the day after that period ends. Investment performance is generally measured from the inception date.

Investment-Grade Bond. A debt security whose credit quality is considered by independent bond-rating agencies, or through independent analysis conducted by a portfolio's advisor, to be sufficient to ensure timely payment of principal and interest under current economic circumstances. Debt securities rated in one of the four highest rating categories are considered investment-grade. Other debt securities may be considered by an advisor to be investment-grade.

Joint Committed Credit Facility. The Portfolio participates, along with other funds managed by Vanguard, in a committed credit facility provided by a syndicate of lenders pursuant to a credit agreement that may be renewed annually; each Vanguard fund is individually liable for its borrowings, if any, under the credit facility. The amount and terms of the committed credit facility are subject to approval by the Fund's board of trustees and renegotiation with the lender syndicate on an annual basis.

Liquidity. The degree of a security's marketability (i.e., how quickly the security can be sold at a fair price and converted to cash).

Mutual Fund. An investment company that pools the money of many people and invests it in a variety of securities in an effort to achieve a specific objective over time.

New York Stock Exchange (NYSE). A stock exchange based in New York City that is open for regular trading on business days, Monday through Friday, from 9:30 a.m. to 4 p.m., Eastern time.

Non-Investment-Grade Bond. A debt security whose credit quality is considered by independent bond rating agencies, or through independent analysis conducted by a fund's advisor, to be below investment-grade. These high-risk corporate bonds have a credit quality rating equivalent to or below Moody's Ba or Standard & Poor's BB and are commonly referred to as "junk bonds."

Principal. The face value of a debt instrument or the amount of money put into an investment.

Securities. Stocks, bonds, money market instruments, and other investments.

Total Return. A percentage change, over a specified time period, in a portfolio's net asset value, assuming the reinvestment of all distributions of dividends and capital gains.

Volatility. The fluctuations in value of a mutual fund or other security. The greater a portfolio's volatility, the wider the fluctuations in its returns.

Yield. Income (interest or dividends) earned by an investment, expressed as a percentage of the investment's price.

This page intentionally left blank.



P.O. Box 2600
Valley Forge, PA 19482-2600

Connect with Vanguard® > vanguard.com

For More Information

If you would like more information about Vanguard Variable Insurance Fund High Yield Bond Portfolio, the following documents are available free upon request:

Annual/Semiannual Reports to Shareholders

Additional information about the Portfolio's investments is available in Vanguard Variable Insurance Fund's annual and semiannual reports to shareholders. In the annual report, you will find a discussion of the market conditions and investment strategies that significantly affected the Portfolio's performance during its last fiscal year.

Statement of Additional Information (SAI)

The SAI provides more detailed information about the Portfolio and is incorporated by reference into (and thus legally a part of) this prospectus.

To receive a free copy of the latest annual or semiannual reports or the SAI, or to request additional information about the Fund or other Vanguard funds, please visit vanguard.com or contact us as follows:

Vanguard Annuity and Insurance Services
P.O. Box 2600
Valley Forge, PA 19482-2600
Telephone: 800-522-5555
Text telephone for people with hearing impairment:
800-749-7273

Information Provided by the Securities and Exchange Commission (SEC)

Reports and other information about the Fund are available in the EDGAR database on the SEC's website at www.sec.gov, or you can receive copies of this information, for a fee, by electronic request at the following email address: publicinfo@sec.gov.

Fund's Investment Company Act file number: 811-05962

© 2019 The Vanguard Group, Inc. All rights reserved.
Vanguard Marketing Corporation, Distributor.

P 260 042019



Vanguard Variable Insurance Fund Mid-Cap Index Portfolio

April 26, 2019

Prospectus

See the inside front cover for important information about access to your fund's annual and semiannual shareholder reports.

This prospectus contains financial data for the Portfolio through the fiscal year ended December 31, 2018.

The Securities and Exchange Commission (SEC) has not approved or disapproved these securities or passed upon the adequacy of this prospectus. Any representation to the contrary is a criminal offense.

Important information about access to shareholder reports

Beginning on January 1, 2021, as permitted by regulations adopted by the SEC, paper copies of your fund's annual and semiannual shareholder reports will no longer be sent to you by mail, unless you specifically request them. Instead, you will be notified by mail each time a report is posted on the website and will be provided with a link to access the report.

If you have already elected to receive shareholder reports electronically, you will not be affected by this change and do not need to take any action. You may elect to receive shareholder reports and other communications from the fund electronically by contacting your financial intermediary (such as a broker-dealer or bank) or, if you invest directly with the fund, by calling Vanguard at one of the phone numbers on the back cover of this prospectus or by logging on to vanguard.com.

You may elect to receive paper copies of all future shareholder reports free of charge. If you invest through a financial intermediary, you can contact the intermediary to request that you continue to receive paper copies. If you invest directly with the fund, you can call Vanguard at one of the phone numbers on the back cover of this prospectus or log on to vanguard.com. Your election to receive paper copies will apply to all the funds you hold through an intermediary or directly with Vanguard.

Contents

Portfolio Summary	1	Financial Highlights	14
More on the Portfolio	5	General Information	16
The Portfolio and Vanguard	9	Glossary of Investment Terms	18
Investment Advisor	10		
Taxes	11		
Share Price	12		

Portfolio Summary

Investment Objective

The Portfolio seeks to track the performance of a benchmark index that measures the investment return of mid-capitalization stocks.

Fees and Expenses

The following table describes the fees and expenses you may pay if you buy and hold shares of the Portfolio. The expenses shown in the table and in the example that follows do not reflect additional fees and expenses associated with the annuity or life insurance program through which you invest. If those additional fees and expenses were included, overall expenses would be higher.

Annual Portfolio Operating Expenses

(Expenses that you pay each year as a percentage of the value of your investment)

Management Fees	0.15%
12b-1 Distribution Fee	None
Other Expenses	0.02%
Total Annual Portfolio Operating Expenses	0.17%

Example

The following example is intended to help you compare the cost of investing in the Portfolio with the cost of investing in other mutual funds. It illustrates the hypothetical expenses that you would incur over various periods if you were to invest \$10,000 in the Portfolio's shares. This example assumes that the Portfolio provides a return of 5% each year and that total annual portfolio operating expenses remain as stated in the preceding table. You would incur these hypothetical expenses whether or not you were to redeem your investment at the end of the given period. Although your actual costs may be higher or lower, based on these assumptions your costs would be:

1 Year	3 Years	5 Years	10 Years
\$17	\$55	\$96	\$217

Portfolio Turnover

The Portfolio pays transaction costs, such as commissions, when it buys and sells securities (or "turns over" its portfolio). A higher portfolio turnover rate may indicate higher transaction costs. These costs, which are not reflected in annual portfolio operating expenses or in the previous expense example, reduce the Portfolio's performance. During the most recent fiscal year, the Portfolio's turnover rate was 21 % of the average value of its portfolio.

Principal Investment Strategies

The Portfolio employs an indexing investment approach designed to track the performance of the CRSP US Mid Cap Index, a broadly diversified index of stocks of mid-size U.S. companies. The Portfolio attempts to replicate the target index by investing all, or substantially all, of its assets in the stocks that make up the Index, holding each stock in approximately the same proportion as its weighting in the Index.

Principal Risks

An investment in the Portfolio could lose money over short or long periods of time. You should expect the Portfolio's share price and total return to fluctuate within a wide range. The Portfolio is subject to the following risks, which could affect the Portfolio's performance:

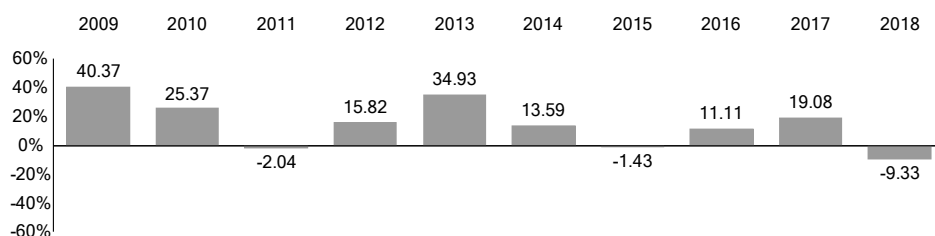
- *Stock market risk*, which is the chance that stock prices overall will decline. Stock markets tend to move in cycles, with periods of rising prices and periods of falling prices. The Portfolio's target index tracks a subset of the U.S. stock market, which could cause the Portfolio to perform differently from the overall stock market. In addition, the Portfolio's target index may, at times, become focused in stocks of a particular market sector, which would subject the Portfolio to proportionately higher exposure to the risks of that sector.
- *Investment style risk*, which is the chance that returns from mid-capitalization stocks will trail returns from the overall stock market. Historically, mid-cap stocks have been more volatile in price than the large-cap stocks that dominate the overall market, and they often perform quite differently.

An investment in the Portfolio is not a deposit of a bank and is not insured or guaranteed by the Federal Deposit Insurance Corporation or any other government agency.

Annual Total Returns

The following bar chart and table are intended to help you understand the risks of investing in the Portfolio. The bar chart shows how the performance of the Portfolio has varied from one calendar year to another over the periods shown. The table shows how the average annual total returns of the Portfolio compare with those of the Portfolio's target index and other comparative indexes, which have investment characteristics similar to those of the Portfolio. The Spliced Mid Cap Index reflects the performance of the MSCI US Mid Cap 450 Index through January 30, 2013, and the CRSP US Mid Cap Index thereafter. The Portfolio's returns are net of its expenses but do not reflect additional fees and expenses that are deducted by the annuity or life insurance program through which you invest. If such fees and expenses were included in the calculation of the Portfolio's returns, the returns would be lower. Keep in mind that the Portfolio's past performance does not indicate how the Portfolio will perform in the future. Updated performance information is available on our website for Financial Advisors at advisors.vanguard.com or by calling Vanguard toll-free at 800-522-5555.

Annual Total Returns — Mid-Cap Index Portfolio



During the periods shown in the bar chart, the highest return for a calendar quarter was 21.44% (quarter ended September 30, 2009), and the lowest return for a quarter was -19.15% (quarter ended September 30, 2011).

Average Annual Total Returns for Periods Ended December 31, 2018

	1 Year	5 Years	10 Years
Mid-Cap Index Portfolio	-9.33%	6.08%	13.72%
Comparative Indexes (reflect no deduction for fees or expenses)			
MSCI US Mid Cap 450 Index	-8.14%	7.01%	14.42%
Spliced Mid Cap Index	-9.22	6.24	13.91
CRSP US Mid Cap Index	-9.22	6.24	—

Investment Advisor

The Vanguard Group, Inc. (Vanguard)

Portfolio Managers

Donald M. Butler, CFA, Principal of Vanguard. He has managed the Portfolio since its inception in 1999 (co-managed since 2016).

Michael A. Johnson, Portfolio Manager at Vanguard. He has co-managed the Portfolio since 2016.


Tax Information

The Portfolio normally distributes its net investment income and net realized capital gains, if any, to its shareholders, which are the insurance company separate accounts that sponsor your variable annuity or variable life insurance contract. The tax consequences to you of your investment in the Portfolio depend on the provisions of the annuity or life insurance contract through which you invest. For more information on taxes, please refer to the prospectus of the annuity or life insurance contract through which Portfolio shares are offered.

Payments to Financial Intermediaries

The Portfolio and its investment advisor do not pay financial intermediaries for sales of Portfolio shares.

More on the Portfolio

This prospectus describes the principal risks you would face as an investor in this Portfolio. It is important to keep in mind one of the main principles of investing: generally, the higher the risk of losing money, the higher the potential reward. The reverse, also, is generally true: the lower the risk, the lower the potential reward. As you consider an investment in any mutual fund, you should take into account your personal tolerance for fluctuations in the securities markets. Look for this  symbol throughout the prospectus. It is used to mark detailed information about the more significant risks that you would confront as a Portfolio investor. To highlight terms and concepts important to mutual fund investors, we have provided Plain Talk[®] explanations along the way. Reading the prospectus will help you decide whether the Portfolio is the right investment for you. We suggest that you keep this prospectus for future reference.

A Note About Vanguard Variable Insurance Fund

The Mid-Cap Index Portfolio of Vanguard Variable Insurance Fund is a mutual fund used solely as an investment option for annuity or life insurance contracts offered by insurance companies. This means that you cannot purchase shares of the Portfolio directly, but only through a contract offered by an insurance company.

The Mid-Cap Index Portfolio is separate from other Vanguard mutual funds, even when the Portfolio and a fund have the same investment objective and advisor. The Portfolio's investment performance will differ from the performance of other Vanguard funds because of differences in the securities held and because of administrative and insurance costs associated with the annuity or life insurance program through which you invest.

Plain Talk About Costs of Investing

Costs are an important consideration in choosing a mutual fund. That is because you, as a contract owner, pay a proportionate share of the costs of operating a fund and any transaction costs incurred when the fund buys or sells securities. These costs can erode a substantial portion of the gross income or the capital appreciation a fund achieves. Even seemingly small differences in expenses can, over time, have a dramatic effect on a fund's performance.

The following sections explain the principal investment strategies and policies that the Portfolio uses in pursuit of its objective. The Fund's board of trustees, which oversees the Portfolio's management, may change investment strategies or policies in the interest of shareholders without a shareholder vote, unless those strategies or policies are designated as fundamental. Under normal circumstances, the Portfolio

will invest at least 80% of its assets in the stocks that make up its target index. The Portfolio may change its 80% policy only upon 60 days' notice to shareholders.

Market Exposure

The Portfolio invests mainly in common stocks of U.S. companies.



The Portfolio is subject to stock market risk, which is the chance that stock prices overall will decline. Stock markets tend to move in cycles, with periods of rising prices and periods of falling prices. The Portfolio's target index tracks a subset of the U.S. stock market, which could cause the Portfolio to perform differently from the overall stock market. In addition, the Portfolio's target index may, at times, become focused in stocks of a particular market sector, which would subject the Portfolio to proportionately higher exposure to the risks of that sector.

Stocks of publicly traded companies are often classified according to market capitalization, which is the market value of a company's outstanding shares. These classifications typically include small-cap, mid-cap, and large-cap. It is important to understand that there are no "official" definitions of small-, mid-, and large-cap, even among Vanguard fund advisors and that market capitalization ranges can change over time. The asset-weighted median market capitalization of the Portfolio's stock holdings as of December 31, 2018, was \$12.5 billion.

Stock funds can also be categorized according to whether the stocks they hold are value or growth stocks or a blend of both. The Mid-Cap Index Portfolio generally fits into the mid-cap blend category.



The Portfolio is subject to investment style risk, which is the chance that returns from mid-capitalization stocks will trail returns from the overall stock market. Historically, mid-cap stocks have been more volatile in price than the large-cap stocks that dominate the overall market, and they often perform quite differently.

Security Selection

The Portfolio is a stock index fund that seeks to track the performance of a benchmark index that measures the investment return of mid-capitalization stocks. The Portfolio employs an indexing investment approach designed to track the performance of the CRSP US Mid Cap Index, a broadly diversified index of stocks of mid-size U.S. companies. In seeking to replicate the Index's performance, the Portfolio intends to hold each of the stocks in the Index in approximately the same proportion as its weighting in the Index. For example, if 3% of the CRSP US Mid Cap Index were made up of the stock of a specific company, the Portfolio would invest approximately 3% of

its assets in that company. The actual stocks that make up the Index are chosen by CRSP.

Other Investment Policies and Risks

The Portfolio reserves the right to substitute a different index for the index it currently tracks if the current index is discontinued, if the Portfolio's agreement with the sponsor of its target index is terminated, or for any other reason determined in good faith by the Fund's board of trustees. In any such instance, the substitute index would represent the same market segment as the current index.

The Portfolio may invest in foreign securities to the extent necessary to carry out its investment strategy of holding all, or substantially all, of the stocks that make up the index it tracks.

To track its target index as closely as possible, the Portfolio attempts to remain fully invested in stocks. To help stay fully invested and to reduce transaction costs, the Portfolio may invest, to a limited extent, in derivatives, including equity futures. The Portfolio may also use derivatives such as total return swaps to obtain exposure to a stock, a basket of stocks, or an index. Generally speaking, a derivative is a financial contract whose value is based on the value of a financial asset (such as a stock, a bond, or a currency), a physical asset (such as gold, oil, or wheat), a market index, or a reference rate. Investments in derivatives may subject the Portfolio to risks different from, and possibly greater than, those of investment directly in the underlying securities or assets. The Portfolio will not use derivatives for speculation or for the purpose of leveraging (magnifying) investment returns.

Cash Management

The Portfolio's daily cash balance may be invested in Vanguard Market Liquidity Fund and/or Vanguard Municipal Cash Management Fund (each, a CMT Fund), which are low-cost money market funds. When investing in a CMT Fund, the Portfolio bears its proportionate share of the expenses of the CMT Fund in which it invests. Vanguard receives no additional revenue from Portfolio assets invested in a CMT Fund.

Temporary Investment Measures

The Portfolio may temporarily depart from its normal investment policies and strategies when the advisor believes that doing so is in the Portfolio's best interest, so long as the strategy or policy employed is consistent with the Portfolio's investment objective. For instance, the Portfolio may invest beyond its normal limits in derivatives or exchange-traded funds that are consistent with the Portfolio's investment objective when those instruments are more favorably priced or provide needed liquidity, as might be the case when the Portfolio receives large cash flows that it cannot prudently invest immediately.

Frequent Trading or Market-Timing

Background. Some investors try to profit from strategies involving frequent trading of mutual fund shares, such as market-timing. For funds holding foreign securities, investors may try to take advantage of an anticipated difference between the price of the fund's shares and price movements in overseas markets, a practice also known as time-zone arbitrage. Investors also may try to engage in frequent trading of funds holding investments such as small-cap stocks and high-yield bonds. As money is shifted into and out of a fund by an investor engaging in frequent trading, the fund incurs costs for buying and selling securities, resulting in increased brokerage and administrative costs. These costs are borne by *all* fund investors, including the long-term investors who do not generate the costs. In addition, frequent trading may interfere with an advisor's ability to efficiently manage the fund.

Policies to address frequent trading. The Vanguard funds (other than money market funds and short-term bond funds, but including Vanguard Short-Term Inflation-Protected Securities Index Fund) do not knowingly accommodate frequent trading. The board of trustees of each Vanguard fund (other than money market funds and short-term bond funds, but including Vanguard Short-Term Inflation-Protected Securities Index Fund) has adopted policies and procedures reasonably designed to detect and discourage frequent trading and, in some cases, to compensate the fund for the costs associated with it. These policies and procedures do not apply to ETF Shares because frequent trading in ETF Shares generally does not disrupt portfolio management or otherwise harm fund investors. Although there is no assurance that Vanguard will be able to detect or prevent frequent trading or market-timing in all circumstances, the following policies have been adopted to address these issues:

- Each Vanguard fund reserves the right to reject any purchase request—including exchanges from other Vanguard funds—without notice and regardless of size. For example, a purchase request could be rejected because the investor has a history of frequent trading or if Vanguard determines that such purchase may negatively affect a fund's operation or performance.
- Certain Vanguard funds charge shareholders purchase and/or redemption fees on transactions.

You may purchase or sell Portfolio shares through a contract offered by an insurance company. When insurance companies establish omnibus accounts in the Portfolio for their clients, we cannot monitor the individual clients' trading activity. However, we review trading activity at the omnibus account level, and we look for activity that may indicate potential frequent trading or market-timing. If we detect suspicious trading activity, we will seek the assistance of the insurance company to investigate that trading activity and take appropriate action, including prohibiting additional purchases of Portfolio shares by a client. Insurance companies may apply frequent-trading

policies that differ from one another. Please read the insurance company contract and program materials carefully to learn of any rules or fees that may apply.

See the accompanying prospectus for the annuity or insurance program through which Portfolio shares are offered for further details on transaction policies.

The Portfolio, in determining its net asset value, will use fair-value pricing when appropriate, as described in the *Share Price* section. Fair-value pricing may reduce or eliminate the profitability of certain frequent-trading strategies.

Do not invest with Vanguard if you are a market-timer.

Turnover Rate

A mutual fund's turnover rate is a measure of its trading activity. Generally, an index fund sells securities in response to redemption requests or to changes in the composition of its target index. The Portfolio may sell securities regardless of how long they have been held. The historical turnover rates for the Portfolio can be found in the *Financial Highlights* section of this prospectus. A turnover rate of 100%, for example, would mean that the Portfolio had sold and replaced securities valued at 100% of its net assets within a one-year period.

Plain Talk About Turnover Rate

Before investing in a mutual fund, you should review its turnover rate. This rate gives an indication of how transaction costs, which are not included in the fund's expense ratio, could affect the fund's future returns. In general, the greater the volume of buying and selling by the fund, the greater the impact that brokerage commissions and other transaction costs will have on its return. Also, funds with high turnover rates may be more likely to generate capital gains, including short-term capital gains, that must be distributed to shareholders and will be taxable to shareholders investing through a taxable account.

The Portfolio and Vanguard

Vanguard Variable Insurance Fund is a member of The Vanguard Group, a family of over 200 funds holding assets of approximately \$4.5 trillion. All of the funds that are members of The Vanguard Group (other than funds of funds) share in the expenses associated with administrative services and business operations, such as personnel, office space, and equipment.

Vanguard Marketing Corporation provides marketing services to the funds. Although fund shareholders do not pay sales commissions or 12b-1 distribution fees, each fund

(other than a fund of funds) or each share class of a fund (in the case of a fund with multiple share classes) pays its allocated share of the Vanguard funds' marketing costs.

Plain Talk About Vanguard's Unique Corporate Structure

The Vanguard Group is owned jointly by the funds it oversees and thus indirectly by the shareholders in those funds. Most other mutual funds are operated by management companies that are owned by third parties—either public or private stockholders—and not by the funds they serve.

Investment Advisor

The Vanguard Group, Inc., P.O. Box 2600, Valley Forge, PA 19482, which began operations in 1975, serves as advisor to the Portfolio through its Equity Index Group. As of December 31, 2018, Vanguard managed approximately \$3.9 trillion in assets. Vanguard provides investment advisory services to the Portfolio pursuant to the Funds' Service Agreement and subject to the supervision and oversight of the trustees and officers of the Portfolio.

For the fiscal year ended December 31, 2018, the Portfolio's advisory expenses represented an effective annual rate of 0.02% of the Portfolio's average net assets.

Under the terms of an SEC exemption, the board of trustees of Vanguard Variable Insurance Fund may, without prior approval from shareholders, change the terms of an advisory agreement with a third-party investment advisor or hire a new third-party investment advisor—either as a replacement for an existing advisor or as an additional advisor. Any significant change in the Portfolio's advisory arrangements will be communicated to shareholders in writing. As the Portfolio's sponsor and overall manager, Vanguard may provide investment advisory services to the Portfolio at any time. Vanguard may also recommend to the board of trustees that an advisor be hired, terminated, or replaced or that the terms of an existing advisory agreement be revised. Vanguard Variable Insurance Fund has filed an application seeking a similar SEC exemption with respect to investment advisors that are wholly owned subsidiaries of Vanguard. If the exemption is granted, the Portfolio may rely on the new SEC relief.

For a discussion of why the board of trustees approved the Portfolio's investment advisory arrangement, see Vanguard Variable Insurance Fund's most recent semiannual report to shareholders covering the fiscal period ended June 30.

The managers primarily responsible for the day-to-day management of the Portfolio are:

Donald M. Butler, CFA, Principal of Vanguard. He has been with Vanguard since 1992, has managed investment portfolios since 1997, and has managed the Portfolio since its inception in 1999 (co-managed since 2016). Education: B.S.B.A., Shippensburg University.

Michael A. Johnson, Portfolio Manager at Vanguard. He has been with Vanguard since 1999, has managed investment portfolios since 2010, and has co-managed the Portfolio since 2016. Education: B.S.B.A., Shippensburg University.

The Fund's *Statement of Additional Information* provides information about each portfolio manager's compensation, other accounts under management, and ownership of shares of the Portfolio.

Taxes

The Portfolio normally distributes its net investment income and net realized short-term or long-term capital gains, if any, to its shareholders, which are the insurance company separate accounts that fund your variable annuity or variable life insurance contract. The tax consequences to you of your investment in the Portfolio depend on the provisions of the annuity or life insurance contract through which you invest; please refer to the prospectus of such contract for more information.

The Portfolio intends to operate in such a manner that a separate account investing only in Portfolio shares will result in the variable annuity and variable life insurance contracts supported by that account receiving favorable tax treatment. This favorable treatment means that you generally will not be taxed on Portfolio distributions or proceeds on dispositions of Portfolio shares received by the separate account funding your contract. In order to qualify for this favorable treatment, the insurance company separate accounts that invest in the Portfolio must satisfy certain requirements. If a Portfolio funding your contract does not meet such requirements, your contract could lose its favorable tax treatment, and income and gain allocable to your contract could be taxable to you. Also, if the IRS were to determine that contract holders have an impermissible level of control over the investments funding their contracts, your contract could lose its favorable tax treatment and income and gain allocable to your contract could be taxable currently to you. Please see Vanguard Variable Insurance Fund's *Statement of Additional Information* for more information.

Share Price

Share price, also known as *net asset value* (NAV), is calculated each business day as of the close of regular trading on the New York Stock Exchange (NYSE), generally 4 p.m., Eastern time. In the rare event the NYSE experiences unanticipated disruptions and is unavailable at the close of the trading day, NAVs will be calculated as of the close of regular trading on the Nasdaq (or another alternate exchange if the Nasdaq is unavailable, as determined at Vanguard's discretion), generally 4 p.m., Eastern time. The NAV per share is computed by dividing the total assets, minus liabilities, of the Portfolio by the number of Portfolio shares outstanding. On U.S. holidays or other days when the NYSE is closed, the NAV is not calculated, and the Portfolio does not sell or redeem shares. However, on those days the value of the Portfolio's assets may be affected to the extent that the Portfolio holds securities that change in value on those days (such as foreign securities that trade on foreign markets that are open).

Stocks held by a Vanguard portfolio are valued at their *market value* when reliable market quotations are readily available from the principal exchange or market on which they are traded. Such securities are generally valued at their official closing price, the last reported sales price, or if there were no sales that day, the mean between the closing bid and asking prices. When a portfolio determines that pricing-service information or market quotations either are not readily available or do not accurately reflect the value of a security, the security is priced at its *fair value* (the amount that the owner might reasonably expect to receive upon the current sale of the security).

The values of any foreign securities held by a portfolio are converted into U.S. dollars using an exchange rate obtained from an independent third party as of the close of regular trading on the NYSE. The values of any mutual fund shares, including institutional money market fund shares, held by a portfolio are based on the NAVs of the shares. The values of any ETF shares or closed-end fund shares held by a portfolio are based on the market value of the shares.

A portfolio also will use fair-value pricing if the value of a security it holds has been materially affected by events occurring before the portfolio's pricing time but after the close of the principal exchange or market on which the security is traded. This most commonly occurs with foreign securities, which may trade on foreign exchanges that close many hours before the portfolio's pricing time. Intervening events might be company-specific (e.g., earnings report, merger announcement) or country-specific or regional/global (e.g., natural disaster, economic or political news, act of terrorism, interest rate change). Intervening events include price movements in U.S. markets that exceed a specified threshold or that are otherwise deemed to affect the value of foreign securities. Fair-value pricing may be used for domestic securities—for example, if (1) trading in a security is halted and does not resume before the portfolio's pricing

time or a security does not trade in the course of a day and (2) the portfolio holds enough of the security that its price could affect the portfolio's NAV.

Fair-value prices are determined by Vanguard according to procedures adopted by the board of trustees. When fair-value pricing is employed, the prices of securities used by a portfolio to calculate its NAV may differ from quoted or published prices for the same securities.

The Portfolio's NAV is used to determine the unit value for the annuity or life insurance program through which you invest. For more information on unit values, please refer to the accompanying prospectus of the insurance company that offers your annuity or life insurance program.

Financial Highlights

The following financial highlights table is intended to help you understand the Portfolio's financial performance for the periods shown, and certain information reflects financial results for a single Portfolio share. The total returns in the table represent the rate that an investor would have earned or lost each period on an investment in the Portfolio (assuming reinvestment of all distributions). This information has been obtained from the financial statements audited by PricewaterhouseCoopers LLP, an independent registered public accounting firm, whose report—along with the Portfolio's financial statements—is included in Vanguard Variable Insurance Fund's most recent annual report to shareholders. You may obtain a free copy of the latest annual or semiannual report by visiting vanguard.com or by contacting Vanguard by telephone or mail.

Yields and total returns presented for the Portfolio are net of the Portfolio's operating expenses, but do not take into account charges and expenses attributable to the annuity or life insurance program through which you invest. The expenses of the annuity or life insurance program reduce the returns and yields you ultimately receive, so you should bear those expenses in mind when evaluating the performance of the Portfolio and when comparing the yields and returns of the Portfolio with those of other mutual funds.

Mid-Cap Index Portfolio

	Year Ended December 31,				
For a Share Outstanding Throughout Each Period	2018	2017	2016	2015	2014
Net Asset Value, Beginning of Period	\$23.72	\$21.11	\$20.76	\$22.49	\$20.77
Investment Operations					
Net Investment Income	.343 ¹	.292 ¹	.280	.291	.266
Net Realized and Unrealized Gain (Loss) on Investments	(2.386)	3.575	1.814	(.552)	2.446
Total from Investment Operations	(2.043)	3.867	2.094	(.261)	2.712
Distributions					
Dividends from Net Investment Income	(.286)	(.270)	(.292)	(.268)	(.200)
Distributions from Realized Capital Gains	(1.161)	(.987)	(1.452)	(1.201)	(.792)
Total Distributions	(1.447)	(1.257)	(1.744)	(1.469)	(.992)
Net Asset Value, End of Period	\$20.23	\$23.72	\$21.11	\$20.76	\$22.49
Total Return	-9.33%	19.08%	11.11%	-1.43%	13.59%
Ratios/Supplemental Data					
Net Assets, End of Period (Millions)	\$1,621	\$1,804	\$1,495	\$1,363	\$1,364
Ratio of Total Expenses to Average Net Assets	0.17%	0.19%	0.19%	0.19%	0.24%
Ratio of Net Investment Income to Average Net Assets	1.49%	1.32%	1.40%	1.35%	1.29%
Portfolio Turnover Rate	21%	18%	21%	23%	16%

¹ Calculated based on average shares outstanding.

General Information

This Portfolio of Vanguard Variable Insurance Fund offers its shares to insurance companies to fund both annuity and life insurance contracts. Because of differences in tax treatment or other considerations, the best interests of various contract owners participating in the Portfolio might at some time be in conflict. The Fund's board of trustees will monitor for any material conflicts and determine what action, if any, should be taken.

If the board of trustees determines that continued offering of shares would be detrimental to the best interests of the Portfolio's shareholders, the Portfolio may suspend the offering of shares for a period of time. If the board of trustees determines that a specific purchase acceptance would be detrimental to the best interests of the Portfolio's shareholders (for example, because of the size of the purchase request or a history of frequent trading by the investor), the Portfolio may reject such a purchase request.

If you wish to redeem money from the Portfolio, please refer to the instructions provided in the accompanying prospectus for the annuity or life insurance program. Shares of the Portfolio may be redeemed on any business day that the NYSE is open for trading. The redemption price of shares will be at the next-determined net asset value per share. Redemption proceeds generally will be wired to the administrator within one business day following receipt of the redemption request, but no later than seven business days. Contract owners will receive their redemption checks from the administrator.

Under normal circumstances, the Portfolio typically expects to meet redemptions with positive cash flows. When this is not an option, the Portfolio seeks to maintain its risk exposure by selling a cross section of the Portfolio's holdings to meet redemptions, while also factoring in transaction costs. Additionally, the Portfolio may work with the insurance companies through which contract owners participate in the Portfolio to implement redemptions in a manner that is least disruptive to the portfolio.

Under certain circumstances, including under stressed market conditions, there are additional tools that the Portfolio may use in order to meet redemptions, including advancing the settlement of market trades with counterparties to match investor redemption payments or delaying settlement of an investor's transaction to match trade settlement within regulatory requirements. The Portfolio may also suspend payment of redemption proceeds for up to seven days. Additionally, under these unusual circumstances, the Portfolio may borrow money (subject to certain regulatory conditions and if available under board-approved procedures) through an interfund lending facility or through a bank line-of-credit, including a joint committed credit facility, in order to meet redemption requests.

The Portfolio may suspend the redemption right or postpone payment at times when the New York Stock Exchange is closed or during any emergency circumstances, as determined by the Securities and Exchange Commission.

The exchange privilege (your ability to redeem shares from one Portfolio to purchase shares of another Portfolio) may be available to you through your contract. Although we make every effort to maintain the exchange privilege, Vanguard reserves the right to revise or terminate this privilege, limit the amount of an exchange, or reject any exchange, at any time, without notice.

If the board of trustees determines that it would be detrimental to the best interests of the Portfolio's remaining shareholders to make payment in cash, the Portfolio may pay redemption proceeds, in whole or in part, by an in-kind distribution of readily marketable securities.

For certain categories of investors, the Portfolio has authorized one or more brokers to accept on its behalf purchase and redemption orders. The brokers are authorized to designate other intermediaries to accept purchase and redemption orders on the Portfolio's behalf. The Portfolio will be deemed to have received a purchase or redemption order when an authorized broker, or a broker's authorized designee, accepts the order in accordance with the Portfolio's instructions. In most cases, for these categories of investors, a contract owner's properly transmitted order will be priced at the Portfolio's next-determined NAV after the order is accepted by the authorized broker or the broker's designee. The contract owner should review the authorized broker's policies relating to trading in the Vanguard funds.

Please consult Vanguard Variable Insurance Fund's *Statement of Additional Information* or our website for a description of the policies and procedures that govern disclosure of the Fund's portfolio holdings.

CFA® is a registered trademark owned by CFA Institute.

Vanguard funds are not sponsored, endorsed, sold, or promoted by the University of Chicago or its Center for Research in Security Prices, and neither the University of Chicago nor its Center for Research in Security Prices makes any representation regarding the advisability of investing in the funds.

Glossary of Investment Terms

Capital Gains Distributions. Payments to portfolio shareholders of gains realized on securities that a portfolio has sold at a profit, minus any realized losses.

Cash Equivalent Investments. Cash deposits, short-term bank deposits, and money market instruments that include U.S. Treasury bills and notes, bank certificates of deposit (CDs), repurchase agreements, commercial paper, and banker's acceptances.

Common Stock. A security representing ownership rights in a corporation.

Dividend Distributions. Payments to portfolio shareholders of income from interest or dividends generated by a portfolio's investments.

Expense Ratio. A portfolio's total annual operating expenses expressed as a percentage of the portfolio's average net assets. The expense ratio includes management and administrative expenses, but does not include the transaction costs of buying and selling portfolio securities.

Inception Date. The date on which the assets of a portfolio are first invested in accordance with the portfolio's investment objective. For portfolios with a subscription period, the inception date is the day after that period ends. Investment performance is generally measured from the inception date.

Indexing. A low-cost investment strategy in which a mutual fund attempts to track—rather than outperform—a specified market benchmark, or “index.”

Joint Committed Credit Facility. The Portfolio participates, along with other funds managed by Vanguard, in a committed credit facility provided by a syndicate of lenders pursuant to a credit agreement that may be renewed annually; each Vanguard fund is individually liable for its borrowings, if any, under the credit facility. The amount and terms of the committed credit facility are subject to approval by the Fund's board of trustees and renegotiation with the lender syndicate on an annual basis.

Median Market Capitalization. An indicator of the size of companies in which a portfolio invests; the midpoint of market capitalization (market price x shares outstanding) of a portfolio's stocks, weighted by the proportion of the portfolio's assets invested in each stock. Stocks representing half of the portfolio's assets have market capitalizations above the median, and the rest are below it.

MSCI US Mid Cap 450 Index. An index that tracks the stocks of approximately 450 mid-capitalization companies in the U.S. market.

Mutual Fund. An investment company that pools the money of many people and invests it in a variety of securities in an effort to achieve a specific objective over time.

New York Stock Exchange (NYSE). A stock exchange based in New York City that is open for regular trading on business days, Monday through Friday, from 9:30 a.m. to 4 p.m., Eastern time.

Securities. Stocks, bonds, money market instruments, and other investments.

Total Return. A percentage change, over a specified time period, in a portfolio's net asset value, assuming the reinvestment of all distributions of dividends and capital gains.

Volatility. The fluctuations in value of a mutual fund or other security. The greater a portfolio's volatility, the wider the fluctuations in its returns.

Yield. Income (interest or dividends) earned by an investment, expressed as a percentage of the investment's price.

This page intentionally left blank.

This page intentionally left blank.



P.O. Box 2600
Valley Forge, PA 19482-2600

Connect with Vanguard® > vanguard.com

For More Information

If you would like more information about Vanguard Variable Insurance Fund Mid-Cap Index Portfolio, the following documents are available free upon request:

Annual/Semiannual Reports to Shareholders

Additional information about the Portfolio's investments is available in Vanguard Variable Insurance Fund's annual and semiannual reports to shareholders. In the annual report, you will find a discussion of the market conditions and investment strategies that significantly affected the Portfolio's performance during its last fiscal year.

Statement of Additional Information (SAI)

The SAI provides more detailed information about the Portfolio and is incorporated by reference into (and thus legally a part of) this prospectus.

To receive a free copy of the latest annual or semiannual reports or the SAI, or to request additional information about the Fund or other Vanguard funds, please visit vanguard.com or contact us as follows:

Vanguard Annuity and Insurance Services
P.O. Box 2600
Valley Forge, PA 19482-2600
Telephone: 800-522-5555
Text telephone for people with hearing impairment:
800-749-7273

Information Provided by the Securities and Exchange Commission (SEC)

Reports and other information about the Fund are available in the EDGAR database on the SEC's website at www.sec.gov, or you can receive copies of this information, for a fee, by electronic request at the following email address: publicinfo@sec.gov.

Fund's Investment Company Act file number: 811-05962

© 2019 The Vanguard Group, Inc. All rights reserved.
Vanguard Marketing Corporation, Distributor.

P 288 042019



Vanguard Variable Insurance Fund Real Estate Index Portfolio

April 26, 2019

Prospectus



See the inside front cover for important information about access to your fund's annual and semiannual shareholder reports.

This prospectus contains financial data for the Portfolio through the fiscal year ended December 31, 2018.

The Securities and Exchange Commission (SEC) has not approved or disapproved these securities or passed upon the adequacy of this prospectus. Any representation to the contrary is a criminal offense.

Important information about access to shareholder reports

Beginning on January 1, 2021, as permitted by regulations adopted by the SEC, paper copies of your fund's annual and semiannual shareholder reports will no longer be sent to you by mail, unless you specifically request them. Instead, you will be notified by mail each time a report is posted on the website and will be provided with a link to access the report.

If you have already elected to receive shareholder reports electronically, you will not be affected by this change and do not need to take any action. You may elect to receive shareholder reports and other communications from the fund electronically by contacting your financial intermediary (such as a broker-dealer or bank) or, if you invest directly with the fund, by calling Vanguard at one of the phone numbers on the back cover of this prospectus or by logging on to vanguard.com.

You may elect to receive paper copies of all future shareholder reports free of charge. If you invest through a financial intermediary, you can contact the intermediary to request that you continue to receive paper copies. If you invest directly with the fund, you can call Vanguard at one of the phone numbers on the back cover of this prospectus or log on to vanguard.com. Your election to receive paper copies will apply to all the funds you hold through an intermediary or directly with Vanguard.

Contents

Portfolio Summary	1	Financial Highlights	18
Investing in Index Funds	5	General Information	20
More on the Portfolio	6	Glossary of Investment Terms	23
The Portfolio and Vanguard	14		
Investment Advisor	14		
Taxes	15		
Share Price	16		

Portfolio Summary

Investment Objective

The Portfolio seeks to provide a high level of income and moderate long-term capital appreciation by tracking the performance of a benchmark index that measures the performance of publicly traded equity REITs and other real estate-related investments.

Fees and Expenses

The following table describes the fees and expenses you may pay if you buy and hold shares of the Portfolio. The expenses shown in the table and in the example that follows do not reflect additional fees and expenses associated with the annuity or life insurance program through which you invest. If those additional fees and expenses were included, overall expenses would be higher.

Annual Portfolio Operating Expenses

(Expenses that you pay each year as a percentage of the value of your investment)

Management Fees	0.24%
12b-1 Distribution Fee	None
Other Expenses	0.02%
Total Annual Portfolio Operating Expenses	0.26%

Example

The following example is intended to help you compare the cost of investing in the Portfolio with the cost of investing in other mutual funds. It illustrates the hypothetical expenses that you would incur over various periods if you were to invest \$10,000 in the Portfolio's shares. This example assumes that the Portfolio provides a return of 5% each year and that total annual portfolio operating expenses remain as stated in the preceding table. You would incur these hypothetical expenses whether or not you were to redeem your investment at the end of the given period. Although your actual costs may be higher or lower, based on these assumptions your costs would be:

1 Year	3 Years	5 Years	10 Years
\$27	\$84	\$146	\$331

Portfolio Turnover

The Portfolio pays transaction costs, such as commissions, when it buys and sells securities (or "turns over" its portfolio). A higher portfolio turnover rate may indicate higher transaction costs. These costs, which are not reflected in annual portfolio operating expenses or in the previous expense example, reduce the Portfolio's

performance. During the most recent fiscal year, the Portfolio's turnover rate was 35% of the average value of its portfolio.

Principal Investment Strategies

The Portfolio employs an indexing investment approach designed to track the performance of the MSCI US Investable Market Real Estate 25/50 Index. The Index is made up of stocks of large, mid-size, and small U.S. companies within the real estate sector, as classified under the Global Industry Classification Standard (GICS). The GICS real estate sector is composed of equity real estate investment trusts (known as REITs), which includes specialized REITs, and real estate management and development companies. The Portfolio attempts to replicate the Index by investing all, or substantially all, of its assets in the stocks that make up the Index, holding each stock in approximately the same proportion as its weighting in the Index.

Principal Risks

An investment in the Portfolio could lose money over short or long periods of time. You should expect the Portfolio's share price and total return to fluctuate within a wide range. The Portfolio is subject to the following risks, which could affect the Portfolio's performance:

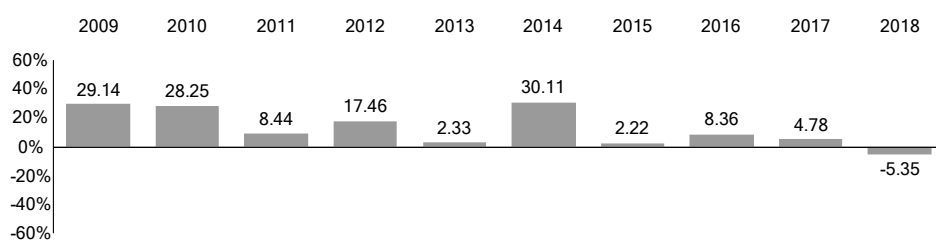
- *Industry concentration risk*, which is the chance that the stocks of REITs and other real estate-related investments will decline because of adverse developments affecting the real estate industry and real property values. Because the Portfolio concentrates its assets in these stocks, industry concentration risk is high.
- *Stock market risk*, which is the chance that stock prices overall will decline. Stock markets tend to move in cycles, with periods of rising prices and periods of falling prices. The Portfolio's target index may, at times, become focused in stocks of a limited number of companies, which could cause the Portfolio to underperform the overall stock market.
- *Asset concentration risk*, which is the chance that, because the Portfolio's target index (and therefore the Portfolio) tends to be heavily weighted in its ten largest holdings, the Portfolio's performance may be hurt disproportionately by the poor performance of relatively few stocks.
- *Interest rate risk*, which is the chance that REIT stock prices overall will decline and that the cost of borrowing for REITs will increase because of rising interest rates. Interest rate risk is high for the Portfolio.
- *Investment style risk*, which is the chance that returns from REIT stocks—which typically are small- or mid-capitalization stocks—will trail returns from the overall stock market. Historically, REIT stocks have performed quite differently from the overall market.

An investment in the Portfolio is not a deposit of a bank and is not insured or guaranteed by the Federal Deposit Insurance Corporation or any other government agency.

Annual Total Returns

The following bar chart and table are intended to help you understand the risks of investing in the Portfolio. The bar chart shows how the performance of the Portfolio has varied from one calendar year to another over the periods shown. The table shows how the average annual total returns of the Portfolio compare with those of the Portfolio's target index and other comparative indexes, which have investment characteristics similar to those of the Portfolio. The VVIF Real Estate Spliced Index reflects the performance of the MSCI US REIT Index adjusted to include a 2% cash position (Lipper Money Market Average) through April 30, 2009; the MSCI US REIT Index through January 18, 2018; and the MSCI US Investable Market Real Estate 25/50 Index thereafter. The Portfolio's returns are net of its expenses but do not reflect additional fees and expenses that are deducted by the annuity or life insurance program through which you invest. If such fees and expenses were included in the calculation of the Portfolio's returns, the returns would be lower. Keep in mind that the Portfolio's past performance does not indicate how the Portfolio will perform in the future. Updated performance information is available on our website for Financial Advisors at advisors.vanguard.com or by calling Vanguard toll-free at 800-522-5555.

Annual Total Returns — Real Estate Index Portfolio



During the periods shown in the bar chart, the highest return for a calendar quarter was 34.45% (quarter ended September 30, 2009), and the lowest return for a quarter was -32.16% (quarter ended March 31, 2009).

Average Annual Total Returns for Periods Ended December 31, 2018

	1 Year	5 Years	10 Years
Real Estate Index Portfolio	-5.35%	7.40%	11.93%
Comparative Indexes (reflect no deduction for fees or expenses)			
MSCI US REIT Index	-4.57%	7.80%	12.17%
VWIF Real Estate Spliced Index	-5.22	7.65	12.14
MSCI US Investable Market Real Estate 25/50 Index	-4.59	—	—

Investment Advisor

The Vanguard Group, Inc. (Vanguard)

Portfolio Managers

Walter Nejman, Portfolio Manager at Vanguard. He has co-managed the Portfolio since 2016.

Gerard C. O'Reilly, Principal of Vanguard. He has managed the Portfolio since its inception in 1999 (co-managed since 2016).

Tax Information

The Portfolio normally distributes its net investment income and net realized capital gains, if any, to its shareholders, which are the insurance company separate accounts that sponsor your variable annuity or variable life insurance contract. The tax consequences to you of your investment in the Portfolio depend on the provisions of the annuity or life insurance contract through which you invest. For more information on taxes, please refer to the prospectus of the annuity or life insurance contract through which Portfolio shares are offered.

Payments to Financial Intermediaries

The Portfolio and its investment advisor do not pay financial intermediaries for sales of Portfolio shares.

Investing in Index Funds

Indexing is an investment strategy for tracking the performance of a specified market benchmark, or “index.” An index is a group of securities whose overall performance is used as a standard to measure the investment performance of a particular market. There are many types of indexes. Some represent entire markets—such as the U.S. stock market or the U.S. bond market. Other indexes cover market segments—such as small-capitalization stocks or short-term bonds. One cannot invest directly in an index.


The index sponsor determines the securities to include in the index, the weighting of each security in the index, and the appropriate time to make changes to the composition of the index. Generally, the index sponsor does not provide any warranty, or accept any liability, with respect to the quality, accuracy, or completeness of either the target index or its related data. Errors made by the index sponsor may occur from time to time and Vanguard does not provide any warranty or guarantee against such errors. Therefore, the gains, losses, or costs associated with the index sponsor’s errors will generally be borne by the index fund and its shareholders.

An index fund seeks to hold all, or a representative sample, of the securities that make up its target index. Index funds attempt to mirror the performance of the target index, for better or worse. However, an index fund generally does not perform *exactly* like its target index. For example, index funds have operating expenses and transaction costs. Market indexes do not, and therefore they will usually have a slight performance advantage over funds that track them.

Index funds typically have the following characteristics:

- *Variety of investments.* Index funds generally invest in the securities of a variety of companies and industries.
- *Relative performance consistency.* Because they seek to track market benchmarks, index funds usually do not perform dramatically better or worse than their benchmarks.
- *Low cost.* Index funds are generally inexpensive to run compared with actively managed funds. They have low or no research costs and typically keep trading activity—and thus brokerage commissions and other transaction costs—to a minimum compared with actively managed funds.

More on the Portfolio

This prospectus describes the principal risks you would face as an investor in this Portfolio. It is important to keep in mind one of the main principles of investing: generally, the higher the risk of losing money, the higher the potential reward. The reverse, also, is generally true: the lower the risk, the lower the potential reward. As you consider an investment in any mutual fund, you should take into account your personal tolerance for fluctuations in the securities markets. Look for this  symbol throughout the prospectus. It is used to mark detailed information about the more significant risks that you would confront as a Portfolio investor. To highlight terms and concepts important to mutual fund investors, we have provided Plain Talk[®] explanations along the way. Reading the prospectus will help you decide whether the Portfolio is the right investment for you. We suggest that you keep this prospectus for future reference.

A Note About Vanguard Variable Insurance Fund

The Real Estate Index Portfolio of Vanguard Variable Insurance Fund is a mutual fund used solely as an investment option for annuity or life insurance contracts offered by insurance companies. This means that you cannot purchase shares of the Portfolio directly, but only through a contract offered by an insurance company.

The Real Estate Index Portfolio is separate from other Vanguard mutual funds, even when the Portfolio and a fund have the same investment objective and advisor. The Portfolio's investment performance will differ from the performance of other Vanguard funds because of differences in the securities held and because of administrative and insurance costs associated with the annuity or life insurance program through which you invest.


Plain Talk About Costs of Investing

Costs are an important consideration in choosing a mutual fund. That is because you, as a contract owner, pay a proportionate share of the costs of operating a fund and any transaction costs incurred when the fund buys or sells securities. These costs can erode a substantial portion of the gross income or the capital appreciation a fund achieves. Even seemingly small differences in expenses can, over time, have a dramatic effect on a fund's performance.

The following sections explain the principal investment strategies and policies that the Portfolio uses in pursuit of its objective. The Fund's board of trustees, which oversees the Portfolio's management, may change investment strategies or policies in the interest of shareholders without a shareholder vote, unless those strategies or policies are designated as fundamental. Under normal circumstances, the Portfolio will invest at least 80% of its assets in stocks that make up its target index. The Portfolio may change its 80% policy only upon 60 days' notice to shareholders.


Market Exposure

The Portfolio invests in stocks of publicly traded equity real estate investment trusts and other real estate-related investments.

 ***The Portfolio is subject to stock market risk, which is the chance that stock prices overall will decline. Stock markets tend to move in cycles, with periods of rising prices and periods of falling prices. The Portfolio's target index may, at times, become focused in stocks of a limited number of companies, which could cause the Portfolio to underperform the overall stock market.***

Stocks of publicly traded companies are often classified according to market capitalization, which is the market value of a company's outstanding shares. These classifications typically include small-cap, mid-cap, and large-cap. It is important to understand that there are no "official" definitions of small-, mid-, and large-cap, even among Vanguard fund advisors and that market capitalization ranges can change over time. The asset-weighted median market capitalization of the Portfolio's stock holdings as of December 31, 2018, was \$12.3 billion.

Stock funds can also be categorized according to whether the stocks they hold are value or growth stocks or a blend of both. The Real Estate Index Portfolio generally fits into the mid-cap blend category.

 ***The Portfolio is subject to investment style risk, which is the chance that returns from the stocks of REITs and other real estate-related investments—which typically are small- or mid-capitalization stocks—will trail returns from the overall stock market. Historically, these stocks have performed quite differently from the overall market.***

Security Selection


The Portfolio attempts to track the investment performance of a benchmark index that measures the performance of publicly traded equity REITs and other real estate-related investments, including but not limited to specialized REITs, and real estate management and development companies.


Plain Talk About REITs

Rather than directly owning properties—which can be costly and difficult to convert into cash when needed—some investors buy shares in a company that owns and manages real estate. Such a company is known as a real estate investment trust, or REIT. Unlike corporations, REITs do not have to pay income taxes if they meet certain Internal Revenue Code requirements. To qualify, a REIT must distribute at least 90% of its taxable income to its shareholders and receive at least 75% of that income from rents, mortgages, and sales of property. REITs offer investors greater liquidity and diversification than direct ownership of a handful of properties. REITs also offer the potential for higher income than an investment in common stocks would provide. As with any investment in real estate, however, a REIT's performance depends on specific factors, such as the company's ability to find tenants for its properties, to renew leases, and to finance property purchases and renovations. That said, returns from REITs may not correspond to returns from direct property ownership.

The Portfolio holds each stock contained in the MSCI US Investable Market Real Estate 25/50 Index in approximately the same proportion as its weighting in the Index. For example, if 5% of the MSCI US Investable Market Real Estate 25/50 Index were made up of the stock of a specific REIT, the Portfolio would invest 5% of *its* assets in that stock.

Because it invests in stocks of REITs, the Portfolio is subject to several risks in addition to general stock market risk. These risks include:

 ***Industry concentration risk, which is the chance that the stocks of REITs and other real estate-related investments will decline because of adverse developments affecting the real estate industry and real property values. Because the Portfolio concentrates its assets in these stocks, industry concentration risk is high.***

 ***Interest rate risk, which is the chance that REIT stock prices overall will decline and that the cost of borrowing for REITs will increase because of rising interest rates. Interest rate risk is high for the Portfolio.***

In general, during periods of high interest rates, REITs may lose some of their appeal for investors who may be able to obtain higher yields from other income-producing investments, such as long-term bonds. Higher interest rates also mean that financing for property purchases and improvements are more costly and difficult to obtain.

Plain Talk About Types of REITs

An *equity REIT* generally owns properties directly. Equity REITs typically generate income from rental and lease payments, and they offer the potential for growth from property appreciation as well as occasional capital gains from the sale of property. A *mortgage REIT* makes loans to commercial real estate developers. Mortgage REITs earn interest income and are subject to credit risk (i.e., the chance that a developer will fail to repay a loan). A *hybrid REIT* holds both properties and mortgages. The Portfolio invests in equity REITs and other real estate-related investments.

Because of its emphasis on REIT stocks, the Portfolio's performance may, at times, be linked to the ups and downs of the real estate market. In general, real estate values can be affected by a variety of factors, including, but not limited to, supply and demand for properties, the economic health of the nation as well as different regions, and the strength of specific industries that rent properties. Ultimately, an individual REIT's performance depends on the types and locations of the properties it owns and on how well the REIT manages its properties. For instance, rental income could decline because of extensive vacancies, increased competition from nearby properties, tenants' failure to pay rent, regulatory limitations on rents, fluctuations in rental income, variations in market rental rates, or incompetent management. Property values could decrease because of overbuilding in the area, environmental liabilities, uninsured damages caused by natural disasters, a general decline in the neighborhood, losses because of casualty or condemnation, increases in property taxes, or changes in zoning laws. Loss of IRS status as a qualified REIT may also affect an individual REIT's performance. In addition, many real estate issuers, including REITs, utilize leverage (and some may be highly leveraged), which increases investment risk and could adversely affect the issuer's operations and market value in periods of rising interest rates.

The MSCI US Investable Market Real Estate 25/50 Index is a float-adjusted market-capitalization-weighted index. It is made up of stocks of publicly traded equity REITs and other real estate-related investments that meet certain criteria. For example, to be included initially in the Index, a REIT must meet a minimum market capitalization threshold and have enough shares and trading volume to be considered liquid. In line with the Index, the Portfolio invests in equity REITs and other real estate-related investments, including but not limited to specialized REITs, and real estate management and development companies.

The components of the Portfolio are rebalanced on a quarterly basis. The Index rebalances as a float-adjusted market-capitalization-weighted index, and stocks may

enter or fall out of the index on a quarterly basis. New securities are added to and removed from the Index in connection with the quarterly index rebalance process.

As of December 31, 2018, 187 equity REITS were included in the Index. The Index is rebalanced quarterly, except when a merger, acquisition, or similar corporate action dictates same-day rebalancing. On a quarterly basis, current stocks are tested for continued compliance with the guidelines of the Index. A REIT may be removed from the Index because of a decline in market capitalization, because it becomes illiquid, or because of other changes in its status. Securities in the MSCI US Investable Market Real Estate 25/50 Index have differing levels of capitalization. REIT stocks tend to be more volatile than the large-cap stocks that dominate the overall stock market. REIT stocks tend to have a significant amount of dividend income, which can reduce the impact of this volatility. However, the Portfolio is subject to additional risk because of the concentration in the real estate sector. This focus on a single sector may result in more risk than that for a more diversified, multi-sector portfolio.

Stocks in the MSCI US Investable Market Real Estate 25/50 Index represent a broadly diversified range of property types. The makeup of the Portfolio, as of December 31, 2018, was as follows.

Portfolio Allocation by REIT type	Percentage of Portfolio
Specialized	32.0%
Retail	14.6
Residential	14.0
Health Care	9.9
Office	9.8
Industrial	6.8
Hotel & Resort	4.9
Diversified	4.6
Real Estate Management and Development	3.4

Other Investment Policies and Risks

The Portfolio reserves the right to substitute a different index for the index it currently tracks if the current index is discontinued, if the Portfolio's agreement with the sponsor of its target index is terminated, or for any other reason determined in good faith by the Fund's board of trustees. In any such instance, the substitute index would represent the same market segment as the current index.

The Portfolio may invest in foreign securities to the extent necessary to carry out its investment strategy of holding all, or substantially all, of the stocks that make up the index it tracks.



The Portfolio may invest in derivatives. In general, investments in derivatives may involve risks different from, and possibly greater than, those of investments directly in the underlying securities or assets.

Generally speaking, a derivative is a financial contract whose value is based on the value of a financial asset (such as a stock, a bond, or a currency), a physical asset (such as gold, oil, or wheat), a market index, or a reference rate. The Portfolio may invest in derivatives only if the expected risks and rewards of the derivatives are consistent with the investment objective, policies, strategies, and risks of the Portfolio as disclosed in this prospectus. In particular, derivatives will be used only when they may help the advisor to accomplish one or more of the following:

- Invest in eligible asset classes with greater efficiency and lower cost than is possible through direct investment.
- Obtain economic exposure to a stock, a basket of stocks, or an index when deemed desirable or necessary.
- Add value when these instruments are attractively priced.

The market for many derivatives is, or suddenly can become, illiquid, which may result in significant, rapid, and unpredictable changes in the prices for derivatives. The Portfolio's use of a derivative subjects it to the risk of nonperformance by the counterparty, potentially resulting in delayed or partial payment or even nonpayment of amounts due under the derivative contract. The Portfolio attempts to mitigate this risk by requiring the posting of collateral by its counterparty.

The Portfolio's derivative investments may include total return swaps or other derivatives.

Plain Talk About Derivatives

Derivatives can take many forms. Some forms of derivatives—such as exchange-traded futures and options on securities, commodities, or indexes—have been trading on regulated exchanges for decades. These types of derivatives are standardized contracts that can easily be bought and sold and whose market values are determined and published daily. On the other hand, non-exchange-traded derivatives—such as certain swap agreements—tend to be more specialized or complex and may be more difficult to accurately value.

Cash Management

The Portfolio's daily cash balance may be invested in Vanguard Market Liquidity Fund and/or Vanguard Municipal Cash Management Fund (each, a CMT Fund), which are low-cost money market funds. When investing in a CMT Fund, the Portfolio bears its

proportionate share of the expenses of the CMT Fund in which it invests. Vanguard receives no additional revenue from Portfolio assets invested in a CMT Fund.

Temporary Investment Measures

The Portfolio may temporarily depart from its normal investment policies and strategies when the advisor believes that doing so is in the Portfolio's best interest, so long as the strategy or policy employed is consistent with the Portfolio's investment objective. For instance, the Portfolio may invest beyond its normal limits in derivatives or exchange-traded funds that are consistent with the Portfolio's investment objective when those instruments are more favorably priced or provide needed liquidity, as might be the case when the Portfolio receives large cash flows that it cannot prudently invest immediately.

Frequent Trading or Market-Timing

Background. Some investors try to profit from strategies involving frequent trading of mutual fund shares, such as market-timing. For funds holding foreign securities, investors may try to take advantage of an anticipated difference between the price of the fund's shares and price movements in overseas markets, a practice also known as time-zone arbitrage. Investors also may try to engage in frequent trading of funds holding investments such as small-cap stocks and high-yield bonds. As money is shifted into and out of a fund by an investor engaging in frequent trading, the fund incurs costs for buying and selling securities, resulting in increased brokerage and administrative costs. These costs are borne by *all* fund investors, including the long-term investors who do not generate the costs. In addition, frequent trading may interfere with an advisor's ability to efficiently manage the fund.

Policies to address frequent trading. The Vanguard funds (other than money market funds and short-term bond funds, but including Vanguard Short-Term Inflation-Protected Securities Index Fund) do not knowingly accommodate frequent trading. The board of trustees of each Vanguard fund (other than money market funds and short-term bond funds, but including Vanguard Short-Term Inflation-Protected Securities Index Fund) has adopted policies and procedures reasonably designed to detect and discourage frequent trading and, in some cases, to compensate the fund for the costs associated with it. These policies and procedures do not apply to ETF Shares because frequent trading in ETF Shares generally does not disrupt portfolio management or otherwise harm fund investors. Although there is no assurance that Vanguard will be able to detect or prevent frequent trading or market-timing in all circumstances, the following policies have been adopted to address these issues:

- Each Vanguard fund reserves the right to reject any purchase request—including exchanges from other Vanguard funds—without notice and regardless of size. For example, a purchase request could be rejected because the investor has a history of

frequent trading or if Vanguard determines that such purchase may negatively affect a fund's operation or performance.

- Certain Vanguard funds charge shareholders purchase and/or redemption fees on transactions.

You may purchase or sell Portfolio shares through a contract offered by an insurance company. When insurance companies establish omnibus accounts in the Portfolio for their clients, we cannot monitor the individual clients' trading activity. However, we review trading activity at the omnibus account level, and we look for activity that may indicate potential frequent trading or market-timing. If we detect suspicious trading activity, we will seek the assistance of the insurance company to investigate that trading activity and take appropriate action, including prohibiting additional purchases of Portfolio shares by a client. Insurance companies may apply frequent-trading policies that differ from one another. Please read the insurance company contract and program materials carefully to learn of any rules or fees that may apply.

See the accompanying prospectus for the annuity or insurance program through which Portfolio shares are offered for further details on transaction policies.

The Portfolio, in determining its net asset value, will use fair-value pricing when appropriate, as described in the *Share Price* section. Fair-value pricing may reduce or eliminate the profitability of certain frequent-trading strategies.

Do not invest with Vanguard if you are a market-timer.

Turnover Rate

A mutual fund's turnover rate is a measure of its trading activity. Generally, an index fund sells securities in response to redemption requests or to changes in the composition of its target index. The Portfolio may sell securities regardless of how long they have been held. The historical turnover rates for the Portfolio can be found in the *Financial Highlights* section of this prospectus. A turnover rate of 100%, for example, would mean that the Portfolio had sold and replaced securities valued at 100% of its net assets within a one-year period.

Plain Talk About Turnover Rate

Before investing in a mutual fund, you should review its turnover rate. This rate gives an indication of how transaction costs, which are not included in the fund's expense ratio, could affect the fund's future returns. In general, the greater the volume of buying and selling by the fund, the greater the impact that brokerage commissions and other transaction costs will have on its return. Also, funds with high turnover rates may be more likely to generate capital gains, including short-term capital gains, that must be distributed to shareholders and will be taxable to shareholders investing through a taxable account.

The Portfolio and Vanguard

Vanguard Variable Insurance Fund is a member of The Vanguard Group, a family of over 200 funds holding assets of approximately \$4.5 trillion. All of the funds that are members of The Vanguard Group (other than funds of funds) share in the expenses associated with administrative services and business operations, such as personnel, office space, and equipment.

Vanguard Marketing Corporation provides marketing services to the funds. Although fund shareholders do not pay sales commissions or 12b-1 distribution fees, each fund (other than a fund of funds) or each share class of a fund (in the case of a fund with multiple share classes) pays its allocated share of the Vanguard funds' marketing costs.

Plain Talk About Vanguard's Unique Corporate Structure

The Vanguard Group is owned jointly by the funds it oversees and thus indirectly by the shareholders in those funds. Most other mutual funds are operated by management companies that are owned by third parties—either public or private stockholders—and not by the funds they serve.

Investment Advisor

The Vanguard Group, Inc., P.O. Box 2600, Valley Forge, PA 19482, which began operations in 1975, serves as advisor to the Portfolio through its Equity Index Group. As of December 31, 2018, Vanguard served as advisor for approximately \$3.9 trillion in assets. Vanguard provides investment advisory services to the Portfolio pursuant to the Funds' Service Agreement and subject to the supervision and oversight of the trustees and officers of the Portfolio.

For the fiscal year ended December 31, 2018, the Portfolio's advisory expenses represented an effective annual rate of 0.02% of the Portfolio's average net assets.

Under the terms of an SEC exemption, the board of trustees of Vanguard Variable Insurance Fund may, without prior approval from shareholders, change the terms of an advisory agreement with a third-party investment advisor or hire a new third-party investment advisor—either as a replacement for an existing advisor or as an additional advisor. Any significant change in the Portfolio's advisory arrangements will be communicated to shareholders in writing. As the Portfolio's sponsor and overall manager, Vanguard may provide investment advisory services to the Portfolio at any time. Vanguard may also recommend to the board of trustees that an advisor be hired, terminated, or replaced or that the terms of an existing advisory agreement be revised. Vanguard Variable Insurance Fund has filed an application seeking a similar SEC exemption with respect to investment advisors that are wholly owned subsidiaries of Vanguard. If the exemption is granted, the Portfolio may rely on the new SEC relief.

For a discussion of why the board of trustees approved the Portfolio's investment advisory arrangement, see Vanguard Variable Insurance Fund's most recent semiannual report to shareholders covering the fiscal period ended June 30.

The managers primarily responsible for the day-to-day management of the Portfolio are:

Walter Nejman, Portfolio Manager at Vanguard. He has been with Vanguard since 2005, has worked in investment management since 2008, and has co-managed the Portfolio since 2016. Education: B.A., Arcadia University; M.B.A., Villanova University.

Gerard C. O'Reilly, Principal of Vanguard. He has been with Vanguard since 1992, has managed investment portfolios since 1994, and has managed the Portfolio since its inception in 1999 (co-managed since 2016). Education: B.S., Villanova University.

The Fund's *Statement of Additional Information* provides information about each portfolio manager's compensation, other accounts under management, and ownership of shares of the Portfolio.

Taxes

The Portfolio normally distributes its net investment income and net realized short-term or long-term capital gains, if any, to its shareholders, which are the insurance company separate accounts that fund your variable annuity or variable life insurance contract. The tax consequences to you of your investment in the Portfolio depend on the provisions of the annuity or life insurance contract through which you invest; please refer to the prospectus of such contract for more information.

The Portfolio intends to operate in such a manner that a separate account investing only in Portfolio shares will result in the variable annuity and variable life insurance contracts supported by that account receiving favorable tax treatment. This favorable treatment means that you generally will not be taxed on Portfolio distributions or proceeds on dispositions of Portfolio shares received by the separate account funding your contract. In order to qualify for this favorable treatment, the insurance company separate accounts that invest in the Portfolio must satisfy certain requirements. If a Portfolio funding your contract does not meet such requirements, your contract could lose its favorable tax treatment, and income and gain allocable to your contract could be taxable to you. Also, if the IRS were to determine that contract holders have an impermissible level of control over the investments funding their contracts, your contract could lose its favorable tax treatment and income and gain allocable to your contract could be taxable currently to you. Please see Vanguard Variable Insurance Fund's *Statement of Additional Information* for more information.

Share Price

Share price, also known as *net asset value* (NAV), is calculated each business day as of the close of regular trading on the New York Stock Exchange (NYSE), generally 4 p.m., Eastern time. In the rare event the NYSE experiences unanticipated disruptions and is unavailable at the close of the trading day, NAVs will be calculated as of the close of regular trading on the Nasdaq (or another alternate exchange if the Nasdaq is unavailable, as determined at Vanguard's discretion), generally 4 p.m., Eastern time. The NAV per share is computed by dividing the total assets, minus liabilities, of the Portfolio by the number of Portfolio shares outstanding. On U.S. holidays or other days when the NYSE is closed, the NAV is not calculated, and the Portfolio does not sell or redeem shares. However, on those days the value of the Portfolio's assets may be affected to the extent that the Portfolio holds securities that change in value on those days (such as foreign securities that trade on foreign markets that are open).

Stocks held by a Vanguard portfolio are valued at their *market value* when reliable market quotations are readily available from the principal exchange or market on which they are traded. Such securities are generally valued at their official closing price, the last reported sales price, or if there were no sales that day, the mean between the closing bid and asking prices. When a portfolio determines that pricing-service information or market quotations either are not readily available or do not accurately reflect the value of a security, the security is priced at its *fair value* (the amount that the owner might reasonably expect to receive upon the current sale of the security).

The values of any foreign securities held by a portfolio are converted into U.S. dollars using an exchange rate obtained from an independent third party as of the close of regular trading on the NYSE. The values of any mutual fund shares, including

institutional money market fund shares, held by a portfolio are based on the NAVs of the shares. The values of any ETF shares or closed-end fund shares held by a portfolio are based on the market value of the shares.

A portfolio also will use fair-value pricing if the value of a security it holds has been materially affected by events occurring before the portfolio's pricing time but after the close of the principal exchange or market on which the security is traded. This most commonly occurs with foreign securities, which may trade on foreign exchanges that close many hours before the portfolio's pricing time. Intervening events might be company-specific (e.g., earnings report, merger announcement) or country-specific or regional/global (e.g., natural disaster, economic or political news, act of terrorism, interest rate change). Intervening events include price movements in U.S. markets that exceed a specified threshold or that are otherwise deemed to affect the value of foreign securities. Fair-value pricing may be used for domestic securities—for example, if (1) trading in a security is halted and does not resume before the portfolio's pricing time or a security does not trade in the course of a day and (2) the portfolio holds enough of the security that its price could affect the portfolio's NAV.

Fair-value prices are determined by Vanguard according to procedures adopted by the board of trustees. When fair-value pricing is employed, the prices of securities used by a portfolio to calculate its NAV may differ from quoted or published prices for the same securities.

The Portfolio's NAV is used to determine the unit value for the annuity or life insurance program through which you invest. For more information on unit values, please refer to the accompanying prospectus of the insurance company that offers your annuity or life insurance program.

Financial Highlights

The following financial highlights table is intended to help you understand the Portfolio's financial performance for the periods shown, and certain information reflects financial results for a single Portfolio share. The total returns in the table represent the rate that an investor would have earned or lost each period on an investment in the Portfolio (assuming reinvestment of all distributions). This information has been obtained from the financial statements audited by PricewaterhouseCoopers LLP, an independent registered public accounting firm, whose report—along with the Portfolio's financial statements—is included in Vanguard Variable Insurance Fund's most recent annual report to shareholders. You may obtain a free copy of the latest annual or semiannual report by visiting vanguard.com or by contacting Vanguard by telephone or mail.

Yields and total returns presented for the Portfolio are net of the Portfolio's operating expenses, but do not take into account charges and expenses attributable to the annuity or life insurance program through which you invest. The expenses of the annuity or life insurance program reduce the returns and yields you ultimately receive, so you should bear those expenses in mind when evaluating the performance of the Portfolio and when comparing the yields and returns of the Portfolio with those of other mutual funds.

Real Estate Index Portfolio

	Year Ended December 31,				
For a Share Outstanding Throughout Each Period	2018	2017	2016	2015	2014
Net Asset Value, Beginning of Period	\$13.14	\$13.48	\$13.77	\$14.17	\$11.87
Investment Operations					
Net Investment Income	.367 ¹	.375 ¹	.346	.358	.307
Net Realized and Unrealized Gain (Loss) on Investments	(1.084)	.220	.734	(.032)	3.061
Total from Investment Operations	(.717)	.595	1.080	.326	3.368
Distributions					
Dividends from Net Investment Income	(.383)	(.336)	(.375)	(.251)	(.367)
Distributions from Realized Capital Gains	(.470)	(.599)	(.995)	(.475)	(.701)
Total Distributions	(.853)	(.935)	(1.370)	(.726)	(1.068)
Net Asset Value, End of Period	\$11.57	\$13.14	\$13.48	\$13.77	\$14.17
Total Return	-5.35%	4.78%	8.36%	2.22%	30.11%
Ratios/Supplemental Data					
Net Assets, End of Period (Millions)	\$965	\$1,077	\$1,093	\$990	\$1,009
Ratio of Total Expenses to Average Net Assets	0.26%	0.27%	0.27%	0.27%	0.27%
Ratio of Net Investment Income to Average Net Assets	3.04%	2.87%	2.55%	2.60%	3.96%
Portfolio Turnover Rate	35%	10%	14%	21%	11%

¹ Calculated based on average shares outstanding.

General Information

This Portfolio of Vanguard Variable Insurance Fund offers its shares to insurance companies to fund both annuity and life insurance contracts. Because of differences in tax treatment or other considerations, the best interests of various contract owners participating in the Portfolio might at some time be in conflict. The Fund's board of trustees will monitor for any material conflicts and determine what action, if any, should be taken.

If the board of trustees determines that continued offering of shares would be detrimental to the best interests of the Portfolio's shareholders, the Portfolio may suspend the offering of shares for a period of time. If the board of trustees determines that a specific purchase acceptance would be detrimental to the best interests of the Portfolio's shareholders (for example, because of the size of the purchase request or a history of frequent trading by the investor), the Portfolio may reject such a purchase request.

If you wish to redeem money from the Portfolio, please refer to the instructions provided in the accompanying prospectus for the annuity or life insurance program. Shares of the Portfolio may be redeemed on any business day that the NYSE is open for trading. The redemption price of shares will be at the next-determined net asset value per share. Redemption proceeds generally will be wired to the administrator on the business day following receipt of the redemption request, but no later than seven business days. Contract owners will receive their redemption checks from the administrator.

Under normal circumstances, the Portfolio typically expects to meet redemptions with positive cash flows. When this is not an option, the Portfolio seeks to maintain its risk exposure by selling a cross section of the Portfolio's holdings to meet redemptions, while also factoring in transaction costs. Additionally, the Portfolio may work with the insurance companies through which contract owners participate in the Portfolio to implement redemptions in a manner that is least disruptive to the portfolio.

Under certain circumstances, including under stressed market conditions, there are additional tools that the Portfolio may use in order to meet redemptions, including advancing the settlement of market trades with counterparties to match investor redemption payments or delaying settlement of an investor's transaction to match trade settlement within regulatory requirements. The Portfolio may also suspend payment of redemption proceeds for up to seven days. Additionally, under these unusual circumstances, the Portfolio may borrow money (subject to certain regulatory conditions and, if available, under board-approved procedures) through an interfund lending facility or through a bank line-of-credit, including a joint committed credit facility, in order to meet redemption requests.

The Portfolio may suspend the redemption right or postpone payment at times when the New York Stock Exchange is closed or during any emergency circumstances, as determined by the Securities and Exchange Commission.

The exchange privilege (your ability to redeem shares from one Portfolio to purchase shares of another Portfolio) may be available to you through your contract. Although we make every effort to maintain the exchange privilege, Vanguard reserves the right to revise or terminate this privilege, limit the amount of an exchange, or reject any exchange, at any time, without notice.

If the board of trustees determines that it would be detrimental to the best interests of the Portfolio's remaining shareholders to make payment in cash, the Portfolio may pay redemption proceeds, in whole or in part, by an in-kind distribution of readily marketable securities.

For certain categories of investors, the Portfolio has authorized one or more brokers to accept on its behalf purchase and redemption orders. The brokers are authorized to designate other intermediaries to accept purchase and redemption orders on the Portfolio's behalf. The Portfolio will be deemed to have received a purchase or redemption order when an authorized broker, or a broker's authorized designee, accepts the order in accordance with the Portfolio's instructions. In most cases, for these categories of investors, a contract owner's properly transmitted order will be priced at the Portfolio's next-determined NAV after the order is accepted by the authorized broker or the broker's designee. The contract owner should review the authorized broker's policies relating to trading in the Vanguard funds.

Please consult Vanguard Variable Insurance Fund's *Statement of Additional Information* or our website for a description of the policies and procedures that govern disclosure of the Fund's portfolio holdings.

THIS FUND IS NOT SPONSORED, ENDORSED, SOLD OR PROMOTED BY MSCI INC. ("MSCI"), ANY OF ITS AFFILIATES, ANY OF ITS DIRECT OR INDIRECT INFORMATION PROVIDERS OR ANY OTHER THIRD PARTY INVOLVED IN, OR RELATED TO, COMPILING, COMPUTING OR CREATING ANY MSCI INDEX (COLLECTIVELY, THE "MSCI PARTIES"). THE MSCI INDEXES ARE THE EXCLUSIVE PROPERTY OF MSCI. MSCI AND THE MSCI INDEX NAMES ARE SERVICE MARK(S) OF MSCI OR ITS AFFILIATES AND HAVE BEEN LICENSED FOR USE FOR CERTAIN PURPOSES BY VANGUARD. NONE OF THE MSCI PARTIES MAKES ANY REPRESENTATION OR WARRANTY, EXPRESS OR IMPLIED, TO THE OWNERS OF THIS FUND OR ANY MEMBER OF THE PUBLIC REGARDING THE ADVISABILITY OF INVESTING IN FUNDS GENERALLY OR IN THIS FUND PARTICULARLY OR THE ABILITY OF ANY MSCI INDEX TO TRACK CORRESPONDING STOCK MARKET PERFORMANCE. MSCI OR ITS AFFILIATES ARE THE LICENSORS OF CERTAIN TRADEMARKS, SERVICE MARKS AND TRADE NAMES AND OF THE MSCI INDEXES WHICH ARE DETERMINED, COMPOSED AND CALCULATED BY MSCI WITHOUT REGARD TO THIS FUND OR THE ISSUER OR OWNER OF THIS FUND. NONE OF THE MSCI PARTIES HAS ANY OBLIGATION TO TAKE THE NEEDS OF THE ISSUERS OR OWNERS OF THIS FUND INTO CONSIDERATION IN DETERMINING, COMPOSING OR CALCULATING THE MSCI INDEXES. NONE OF THE MSCI PARTIES IS RESPONSIBLE FOR OR HAS PARTICIPATED IN THE DETERMINATION OF THE TIMING OF, PRICES AT, OR QUANTITIES OF THIS FUND TO BE ISSUED OR IN THE DETERMINATION OR CALCULATION OF THE CONSIDERATION INTO WHICH THIS FUND IS REDEEMABLE. NONE OF THE MSCI PARTIES HAS ANY OBLIGATION OR LIABILITY TO THE OWNERS OF THIS FUND IN CONNECTION WITH THE ADMINISTRATION, MARKETING OR OFFERING OF THIS FUND.

ALTHOUGH MSCI SHALL OBTAIN INFORMATION FOR INCLUSION IN OR FOR USE IN THE CALCULATION OF THE MSCI INDEXES FROM SOURCES WHICH MSCI CONSIDERS RELIABLE, NONE OF THE MSCI PARTIES WARRANTS OR GUARANTEES THE ORIGINALITY, ACCURACY AND/OR THE COMPLETENESS OF ANY MSCI INDEX OR ANY DATA INCLUDED THEREIN. NONE OF THE MSCI PARTIES MAKES ANY WARRANTY, EXPRESS OR IMPLIED, AS TO RESULTS TO BE OBTAINED BY LICENSEE, LICENSEE'S CUSTOMERS OR COUNTERPARTIES, ISSUERS OF THE FUNDS, OWNERS OF THE FUNDS, OR ANY OTHER PERSON OR ENTITY, FROM THE USE OF ANY MSCI INDEX OR ANY DATA INCLUDED THEREIN IN CONNECTION WITH THE RIGHTS LICENSED HEREUNDER OR FOR ANY OTHER USE. NONE OF THE MSCI PARTIES SHALL HAVE ANY LIABILITY FOR ANY ERRORS, OMISSIONS OR INTERRUPTIONS OF OR IN CONNECTION WITH ANY MSCI INDEX OR ANY DATA INCLUDED THEREIN. FURTHER, NONE OF THE MSCI PARTIES MAKES ANY EXPRESS OR IMPLIED WARRANTIES OF ANY KIND, AND THE MSCI PARTIES HEREBY EXPRESSLY DISCLAIM ALL WARRANTIES OF MERCHANTABILITY OR FITNESS FOR A PARTICULAR PURPOSE, WITH RESPECT TO ANY MSCI INDEX AND ANY DATA INCLUDED THEREIN. WITHOUT LIMITING ANY OF THE FOREGOING, IN NO EVENT SHALL ANY OF THE MSCI PARTIES HAVE ANY LIABILITY FOR ANY DIRECT, INDIRECT, SPECIAL, PUNITIVE, CONSEQUENTIAL OR ANY OTHER DAMAGES (INCLUDING WITHOUT LIMITATION LOST PROFITS) EVEN IF NOTIFIED OF THE POSSIBILITY OF SUCH DAMAGES.

Glossary of Investment Terms

Active Management. An investment approach that seeks to exceed the average returns of a particular financial market or market segment. In selecting securities to buy and sell, active managers may rely on, among other things, research, market forecasts, quantitative models, and their own judgment and experience.

Capital Gains Distributions. Payments to portfolio shareholders of gains realized on securities that a portfolio has sold at a profit, minus any realized losses.

Common Stock. A security representing ownership rights in a corporation.

Distributions. Payments to portfolio shareholders of dividend income, capital gains, and return of capital generated by the portfolio's investment activities and distribution policies, after expenses.

Dividend Distributions. Payments to portfolio shareholders of income from interest or dividends generated by a portfolio's investments.

Expense Ratio. A portfolio's total annual operating expenses expressed as a percentage of the portfolio's average net assets. The expense ratio includes management and administrative expenses, but does not include the transaction costs of buying and selling portfolio securities.

Inception Date. The date on which the assets of a portfolio are first invested in accordance with the portfolio's investment objective. For portfolios with a subscription period, the inception date is the day after that period ends. Investment performance is generally measured from the inception date.

Indexing. A low-cost investment strategy in which a mutual fund attempts to track—rather than outperform—a specified market benchmark, or “index.”

Joint Committed Credit Facility. The Portfolio participates, along with other funds managed by Vanguard, in a committed credit facility provided by a syndicate of lenders pursuant to a credit agreement that may be renewed annually; each Vanguard fund is individually liable for its borrowings, if any, under the credit facility. The amount and terms of the committed credit facility are subject to approval by the Fund's board of trustees and renegotiation with the lender syndicate on an annual basis.

Liquidity. The degree of a security's marketability (i.e., how quickly the security can be sold at a fair price and converted to cash).

Median Market Capitalization. An indicator of the size of companies in which a portfolio invests; the midpoint of market capitalization (market price x shares outstanding) of a portfolio's stocks, weighted by the proportion of the portfolio's assets invested in each stock. Stocks representing half of the portfolio's assets have market capitalizations above the median, and the rest are below it.

Mutual Fund. An investment company that pools the money of many people and invests it in a variety of securities in an effort to achieve a specific objective over time.

MSCI US REIT Index. An index that is composed of stocks of publicly traded equity real estate investment trusts (known as REITs).

New York Stock Exchange (NYSE). A stock exchange based in New York City that is open for regular trading on business days, Monday through Friday, from 9:30 a.m. to 4 p.m., Eastern time.

Real Estate Investment Trust (REIT). A company that owns and manages a group of properties, mortgages, or both.

Securities. Stocks, bonds, money market instruments, and other investments.

Total Return. A percentage change, over a specified time period, in a portfolio's net asset value, assuming the reinvestment of all distributions of dividends and capital gains.

Tracking Error. A measure of the difference between the performance of a fund or portfolio and that of its benchmark index.

Volatility. The fluctuations in value of a mutual fund or other security. The greater a portfolio's volatility, the wider the fluctuations in its returns.

Yield. Income (interest or dividends) earned by an investment, expressed as a percentage of the investment's price.

This page intentionally left blank.



P.O. Box 2600
Valley Forge, PA 19482-2600

Connect with Vanguard® > vanguard.com

For More Information

If you would like more information about Vanguard Variable Insurance Fund Real Estate Index Portfolio, the following documents are available free upon request:

Annual/Semiannual Reports to Shareholders

Additional information about the Portfolio's investments is available in Vanguard Variable Insurance Fund's annual and semiannual reports to shareholders. In the annual report, you will find a discussion of the market conditions and investment strategies that significantly affected the Portfolio's performance during its last fiscal year.

Statement of Additional Information (SAI)

The SAI provides more detailed information about the Portfolio and is incorporated by reference into (and thus legally a part of) this prospectus.

To receive a free copy of the latest annual or semiannual reports or the SAI, or to request additional information about the Fund or other Vanguard funds, please visit vanguard.com or contact us as follows:

Vanguard Annuity and Insurance Services
P.O. Box 2600
Valley Forge, PA 19482-2600
Telephone: 800-522-5555
Text telephone for people with hearing impairment:
800-749-7273

Information Provided by the Securities and Exchange Commission (SEC)

Reports and other information about the Fund are available in the EDGAR database on the SEC's website at www.sec.gov, or you can receive copies of this information, for a fee, by electronic request at the following email address: publicinfo@sec.gov.

Fund's Investment Company Act file number: 811-05962

© 2019 The Vanguard Group, Inc. All rights reserved.
Vanguard Marketing Corporation, Distributor.

P 349 042019



Vanguard Variable Insurance Fund Small Company Growth Portfolio

April 26, 2019

Prospectus

See the inside front cover for important information about access to your fund's annual and semiannual shareholder reports.

This prospectus contains financial data for the Portfolio through the fiscal year ended December 31, 2018.

The Securities and Exchange Commission (SEC) has not approved or disapproved these securities or passed upon the adequacy of this prospectus. Any representation to the contrary is a criminal offense.

Important information about access to shareholder reports

Beginning on January 1, 2021, as permitted by regulations adopted by the SEC, paper copies of your fund's annual and semiannual shareholder reports will no longer be sent to you by mail, unless you specifically request them. Instead, you will be notified by mail each time a report is posted on the website and will be provided with a link to access the report.

If you have already elected to receive shareholder reports electronically, you will not be affected by this change and do not need to take any action. You may elect to receive shareholder reports and other communications from the fund electronically by contacting your financial intermediary (such as a broker-dealer or bank) or, if you invest directly with the fund, by calling Vanguard at one of the phone numbers on the back cover of this prospectus or by logging on to vanguard.com.

You may elect to receive paper copies of all future shareholder reports free of charge. If you invest through a financial intermediary, you can contact the intermediary to request that you continue to receive paper copies. If you invest directly with the fund, you can call Vanguard at one of the phone numbers on the back cover of this prospectus or log on to vanguard.com. Your election to receive paper copies will apply to all the funds you hold through an intermediary or directly with Vanguard.

Contents

Portfolio Summary	1	Financial Highlights	16
More on the Portfolio	5	General Information	18
The Portfolio and Vanguard	11	Glossary of Investment Terms	20
Investment Advisors	12		
Taxes	14		
Share Price	14		

Portfolio Summary

Investment Objective

The Portfolio seeks to provide long-term capital appreciation.

Fees and Expenses

The following table describes the fees and expenses you may pay if you buy and hold shares of the Portfolio. The expenses shown in the table and in the example that follows do not reflect additional fees and expenses associated with the annuity or life insurance program through which you invest. If those additional fees and expenses were included, overall expenses would be higher.

Annual Portfolio Operating Expenses

(Expenses that you pay each year as a percentage of the value of your investment)

Management Fees	0.30%
12b-1 Distribution Fee	None
Other Expenses	0.02%
Total Annual Portfolio Operating Expenses	0.32%

Example

The following example is intended to help you compare the cost of investing in the Portfolio with the cost of investing in other mutual funds. It illustrates the hypothetical expenses that you would incur over various periods if you were to invest \$10,000 in the Portfolio's shares. This example assumes that the Portfolio provides a return of 5% each year and that total annual portfolio operating expenses remain as stated in the preceding table. You would incur these hypothetical expenses whether or not you were to redeem your investment at the end of the given period. Although your actual costs may be higher or lower, based on these assumptions your costs would be:

1 Year	3 Years	5 Years	10 Years
\$33	\$103	\$180	\$406

Portfolio Turnover

The Portfolio pays transaction costs, such as commissions, when it buys and sells securities (or "turns over" its portfolio). A higher portfolio turnover rate may indicate higher transaction costs. These costs, which are not reflected in annual portfolio operating expenses or in the previous expense example, reduce the Portfolio's performance. During the most recent fiscal year, the Portfolio's turnover rate was 66% of the average value of its portfolio.

Principal Investment Strategies

Under normal circumstances the Portfolio invests at least 80% of its assets primarily in common stocks of small companies. These companies tend to be unseasoned but are considered by the Portfolio's advisors to have superior growth potential. Also, these companies often provide little or no dividend income. The Portfolio's 80% policy may be changed only upon 60 days' notice to shareholders. The Portfolio uses multiple investment advisors. Each advisor independently selects and maintains a portfolio of common stocks for the Portfolio.

Principal Risks

An investment in the Portfolio could lose money over short or long periods of time. You should expect the Portfolio's share price and total return to fluctuate within a wide range. The Portfolio is subject to the following risks, which could affect the Portfolio's performance:

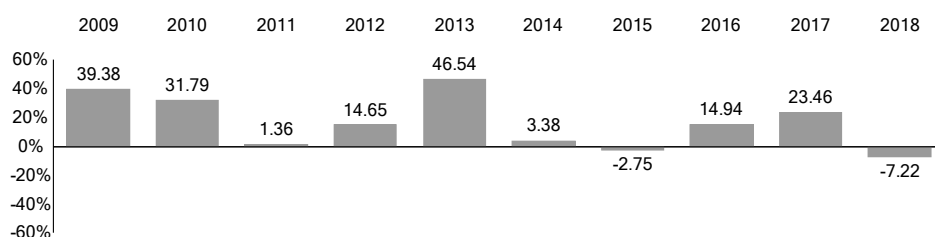
- *Stock market risk*, which is the chance that stock prices overall will decline. Stock markets tend to move in cycles, with periods of rising prices and periods of falling prices.
- *Investment style risk*, which is the chance that returns from small-capitalization growth stocks will trail returns from the overall stock market. Historically, small-cap stocks have been more volatile in price than the large-cap stocks that dominate the overall market, and they often perform quite differently. The stock prices of small companies tend to experience greater volatility because, among other things, these companies tend to be more sensitive to changing economic conditions.
- *Manager risk*, which is the chance that poor security selection will cause the Portfolio to underperform relevant benchmarks or other funds with a similar investment objective. In addition, significant investment in the industrial and information technology sectors subjects the Portfolio to proportionately higher exposure to the risks of these sectors.

An investment in the Portfolio is not a deposit of a bank and is not insured or guaranteed by the Federal Deposit Insurance Corporation or any other government agency.

Annual Total Returns

The following bar chart and table are intended to help you understand the risks of investing in the Portfolio. The bar chart shows how the performance of the Portfolio has varied from one calendar year to another over the periods shown. The table shows how the average annual total returns of the Portfolio compare with those of a relevant market index, which has investment characteristics similar to those of the Portfolio. The Portfolio's returns are net of its expenses but do not reflect additional fees and expenses that are deducted by the annuity or life insurance program through which you invest. If such fees and expenses were included in the calculation of the Portfolio's returns, the returns would be lower. Keep in mind that the Portfolio's past performance does not indicate how the Portfolio will perform in the future. Updated performance information is available on our website for Financial Advisors at advisors.vanguard.com or by calling Vanguard toll-free at 800-522-5555.

Annual Total Returns — Small Company Growth Portfolio



During the periods shown in the bar chart, the highest return for a calendar quarter was 20.18% (quarter ended June 30, 2009), and the lowest return for a quarter was -20.83% (quarter ended December 31, 2018).

Average Annual Total Returns for Periods Ended December 31, 2018

	1 Year	5 Years	10 Years
Small Company Growth Portfolio	-7.22%	5.77%	15.27%
Russell 2500 Growth Index (reflects no deduction for fees or expenses)	-7.47%	6.19%	14.76%

Investment Advisors

ArrowMark Colorado Holdings, LLC (ArrowMark Partners)

The Vanguard Group, Inc. (Vanguard)

Portfolio Managers

Chad Meade, Partner and Portfolio Manager of ArrowMark Partners. He has co-managed a portion of the Portfolio since 2016.

Brian Schaub, CFA, Partner and Portfolio Manager of ArrowMark Partners. He has co-managed a portion of the Portfolio since 2016.

James P. Stetler, Senior Portfolio Manager at Vanguard. He has managed a portion of the Portfolio since 2008 (co-managed since 2012).

Binbin Guo, Ph.D., Principal of Vanguard and head of the Alpha Equity Investment team within Vanguard's Quantitative Equity Group. He has co-managed a portion of the Portfolio since 2016.


Tax Information

The Portfolio normally distributes its net investment income and net realized capital gains, if any, to its shareholders, which are the insurance company separate accounts that sponsor your variable annuity or variable life insurance contract. The tax consequences to you of your investment in the Portfolio depend on the provisions of the annuity or life insurance contract through which you invest. For more information on taxes, please refer to the prospectus of the annuity or life insurance contract through which Portfolio shares are offered.

Payments to Financial Intermediaries

The Portfolio and its investment advisors do not pay financial intermediaries for sales of Portfolio shares.

More on the Portfolio

This prospectus describes the principal risks you would face as an investor in this Portfolio. It is important to keep in mind one of the main principles of investing: generally, the higher the risk of losing money, the higher the potential reward. The reverse, also, is generally true: the lower the risk, the lower the potential reward. As you consider an investment in any mutual fund, you should take into account your personal tolerance for fluctuations in the securities markets. Look for this  symbol throughout the prospectus. It is used to mark detailed information about the more significant risks that you would confront as a Portfolio investor. To highlight terms and concepts important to mutual fund investors, we have provided Plain Talk[®] explanations along the way. Reading the prospectus will help you decide whether the Portfolio is the right investment for you. We suggest that you keep this prospectus for future reference.

A Note About Vanguard Variable Insurance Fund

The Small Company Growth Portfolio of Vanguard Variable Insurance Fund is a mutual fund used solely as an investment option for annuity or life insurance contracts offered by insurance companies. This means that you cannot purchase shares of the Portfolio directly, but only through a contract offered by an insurance company.

The Small Company Growth Portfolio is separate from other Vanguard mutual funds, even when the Portfolio and a fund have the same investment objective and advisor. The Portfolio's investment performance will differ from the performance of other Vanguard funds because of differences in the securities held and because of administrative and insurance costs associated with the annuity or life insurance program through which you invest.

Plain Talk About Costs of Investing

Costs are an important consideration in choosing a mutual fund. That is because you, as a contract owner, pay a proportionate share of the costs of operating a fund and any transaction costs incurred when the fund buys or sells securities. These costs can erode a substantial portion of the gross income or the capital appreciation a fund achieves. Even seemingly small differences in expenses can, over time, have a dramatic effect on a fund's performance.

The following sections explain the principal investment strategies and policies that the Portfolio uses in pursuit of its objective. The Fund's board of trustees, which oversees the Portfolio's management, may change investment strategies or policies in the interest of shareholders without a shareholder vote, unless those strategies or policies are designated as fundamental.

Market Exposure

The Portfolio's investment in small company stocks generally will be within the capitalization range of the companies included in the Russell 2500 Growth Index (\$5.6 million to \$18.6 billion, as of December 31, 2018). In the future, the Index's market capitalization range may be higher or lower, and the Portfolio may use a different small-cap index as a benchmark. Such changes may occur at any time and without notice to Portfolio shareholders. The Portfolio's stocks are expected to provide little or no dividend income.



The Portfolio is subject to stock market risk, which is the chance that stock prices overall will decline. Stock markets tend to move in cycles, with periods of rising prices and periods of falling prices.

Stocks of publicly traded companies are often classified according to market capitalization, which is the market value of a company's outstanding shares. These classifications typically include small-cap, mid-cap, and large-cap. It is important to understand that there are no "official" definitions of small-, mid-, and large-cap, even among Vanguard fund advisors and that market capitalization ranges can change over time. The asset-weighted median market capitalization of the Portfolio's stock holdings as of December 31, 2018, was \$3.4 billion.

Stock funds can also be categorized according to whether the stocks they hold are value or growth stocks or a blend of both. The Small Company Growth Portfolio generally fits into the small-cap growth category.



The Portfolio is subject to investment style risk, which is the chance that returns from small-capitalization growth stocks will trail returns from the overall stock market. Historically, small-cap stocks have been more volatile in price than the large-cap stocks that dominate the overall market, and they often perform quite differently. The stock prices of small companies tend to experience greater volatility because, among other things, these companies tend to be more sensitive to changing economic conditions.

Plain Talk About Growth Funds and Value Funds

Growth investing and value investing are two styles employed by stock-fund managers. Growth funds generally invest in stocks of companies believed to have above-average potential for growth in revenue, earnings, cash flow, or other similar criteria. These stocks typically have low dividend yields, if any, and above-average prices in relation to measures such as earnings and book value. Value funds typically invest in stocks whose prices are below average in relation to those measures; these stocks often have above-average dividend yields. Value stocks also may remain undervalued by the market for long periods of time. Growth and value stocks have historically produced similar long-term returns, though each category has periods when it outperforms the other.

Security Selection

The Portfolio uses multiple investment advisors. Each advisor independently selects and maintains a portfolio of common stocks for the Portfolio. Each advisor employs active investment management methods, which means that securities are bought and sold according to the advisors' evaluations of companies and their financial prospects, the prices of the securities, and the stock market and the economy in general. Each advisor will sell a security when, in the view of the advisor, it is no longer as attractive as an alternative investment or if the advisor deems it to be in the best interest of the Portfolio. Different advisors may reach different conclusions on the same security. Each advisor uses a different process to select securities for its portion of the Portfolio's assets; however, each is committed to buying stocks of small companies that, in the advisor's opinion, have strong growth potential.

ArrowMark Partners uses in-depth, fundamental research to uncover companies that, in its opinion, can control their own economic destiny. The advisor starts by identifying businesses with strong competitive advantages in industries with high barriers to entry. ArrowMark Partners then narrows its focus to companies with large potential markets and high-quality business models focused on the future. Finally, the advisor minimizes potential downside risk, resulting in a diversified portfolio of stable growth companies, cyclical share gainers, and to a lesser extent, game-changing growth businesses that it believes will deliver returns beyond those of the benchmark index over time.

Vanguard constructs a broadly diversified portfolio of small-cap domestic growth stocks based on its assessment of the relative return potential of the securities. Vanguard selects securities that it believes offer an appropriate balance between strong growth prospects and reasonable valuations relative to their industry peers. Vanguard manages the portfolio through the use of a quantitative process to evaluate all of the securities in the Portfolio's benchmark, the Russell 2500 Growth Index, while seeking to maintain a

risk profile similar to that of the Index. This process was developed and managed by Vanguard's Quantitative Equity Group and is continually evolving. All potential enhancements to the process go through rigorous peer vetting and validation before being implemented.



The Portfolio is subject to manager risk, which is the chance that poor security selection will cause the Portfolio to underperform relevant benchmarks or other funds with a similar investment objective. In addition, significant investments in the industrial and information technology sectors subject the Portfolio to proportionately higher exposure to the risks of these sectors.

Other Investment Policies and Risks

In addition to investing in common stocks of small companies with growth potential, the Portfolio may make other kinds of investments to achieve its objective.

Although the Portfolio typically does not make significant investments in foreign securities, it reserves the right to invest up to 25% of its assets in foreign securities, which may include depositary receipts. Foreign securities may be traded on U.S. or foreign markets. To the extent that it owns foreign securities, the Portfolio is subject to country risk and currency risk. *Country risk* is the chance that world events—such as political upheaval, financial troubles, or natural disasters—will adversely affect the value of securities issued by companies in foreign countries. In addition, the prices of foreign stocks and the prices of U.S. stocks have, at times, moved in opposite directions. *Currency risk* is the chance that the value of a foreign investment, measured in U.S. dollars, will decrease because of unfavorable changes in currency exchange rates.

The Portfolio may invest, to a limited extent, in derivatives. Generally speaking, a derivative is a financial contract whose value is based on the value of a financial asset (such as a stock, a bond, or a currency), a physical asset (such as gold, oil, or wheat), a market index, or a reference rate. Investments in derivatives may subject the Portfolio to risks different from, and possibly greater than, those of investments directly in the underlying securities or assets. The Portfolio will not use derivatives for speculation or for the purpose of leveraging (magnifying) investment returns.

The Portfolio may enter into foreign currency exchange forward contracts, which are a type of derivative. A foreign currency exchange forward contract is an agreement to buy or sell a currency at a specific price on a specific date, usually 30, 60, or 90 days in the future. In other words, the contract guarantees an exchange rate on a given date. Advisors of portfolios that invest in foreign securities can use these contracts to guard against unfavorable changes in currency exchange rates. These contracts, however, would not prevent the Portfolio's securities from falling in value as a result of risks other than unfavorable currency exchange movements.

Plain Talk About Derivatives

Derivatives can take many forms. Some forms of derivatives—such as exchange-traded futures and options on securities, commodities, or indexes—have been trading on regulated exchanges for decades. These types of derivatives are standardized contracts that can easily be bought and sold and whose market values are determined and published daily. On the other hand, non-exchange-traded derivatives—such as certain swap agreements and foreign currency exchange forward contracts—tend to be more specialized or complex and may be more difficult to accurately value.

The Portfolio may invest a small portion of its assets in equity futures, which are a type of derivative, and/or shares of exchange-traded funds (ETFs), including ETF Shares issued by Vanguard stock funds. These equity futures and ETFs typically provide returns similar to those of common stocks. The Portfolio may purchase futures or ETFs when doing so will reduce the Portfolio's transaction costs or have the potential to add value because the instruments are favorably priced. Vanguard receives no additional revenue from Portfolio assets invested in ETF Shares of other Vanguard funds. Portfolio assets invested in ETF Shares are excluded when allocating to the Portfolio its share of the costs of Vanguard operations.

Cash Management

The Portfolio's daily cash balance may be invested in Vanguard Market Liquidity Fund and/or Vanguard Municipal Cash Management Fund (each, a CMT Fund), which are low-cost money market funds. When investing in a CMT Fund, the Portfolio bears its proportionate share of the expenses of the CMT Fund in which it invests. Vanguard receives no additional revenue from Portfolio assets invested in a CMT Fund.

Temporary Investment Measures

The Portfolio may temporarily depart from its normal investment policies and strategies when an advisor believes that doing so is in the Portfolio's best interest, so long as the strategy or policy employed is consistent with the Portfolio's investment objective. For instance, the Portfolio may invest beyond its normal limits in derivatives or exchange-traded funds that are consistent with the Portfolio's investment objective when those instruments are more favorably priced or provide needed liquidity, as might be the case if the Portfolio is transitioning assets from one advisor to another or receives large cash flows that it cannot prudently invest immediately.

In addition, the Portfolio may take temporary defensive positions that are inconsistent with its normal investment policies and strategies—for instance, by allocating substantial assets to cash equivalent investments or other less volatile instruments—

in response to adverse or unusual market, economic, political, or other conditions. In doing so, the Portfolio may succeed in avoiding losses but may otherwise fail to achieve its investment objective.

Frequent Trading or Market-Timing

Background. Some investors try to profit from strategies involving frequent trading of mutual fund shares, such as market-timing. For funds holding foreign securities, investors may try to take advantage of an anticipated difference between the price of the fund's shares and price movements in overseas markets, a practice also known as time-zone arbitrage. Investors also may try to engage in frequent trading of funds holding investments such as small-cap stocks and high-yield bonds. As money is shifted into and out of a fund by an investor engaging in frequent trading, the fund incurs costs for buying and selling securities, resulting in increased brokerage and administrative costs. These costs are borne by *all* fund investors, including the long-term investors who do not generate the costs. In addition, frequent trading may interfere with an advisor's ability to efficiently manage the fund.

Policies to address frequent trading. The Vanguard funds (other than money market funds and short-term bond funds, but including Vanguard Short-Term Inflation-Protected Securities Index Fund) do not knowingly accommodate frequent trading. The board of trustees of each Vanguard fund (other than money market funds and short-term bond funds, but including Vanguard Short-Term Inflation-Protected Securities Index Fund) has adopted policies and procedures reasonably designed to detect and discourage frequent trading and, in some cases, to compensate the fund for the costs associated with it. These policies and procedures do not apply to ETF Shares because frequent trading in ETF Shares generally does not disrupt portfolio management or otherwise harm fund investors. Although there is no assurance that Vanguard will be able to detect or prevent frequent trading or market-timing in all circumstances, the following policies have been adopted to address these issues:

- Each Vanguard fund reserves the right to reject any purchase request—including exchanges from other Vanguard funds—without notice and regardless of size. For example, a purchase request could be rejected because the investor has a history of frequent trading or if Vanguard determines that such purchase may negatively affect a fund's operation or performance.
- Certain Vanguard funds charge shareholders purchase and/or redemption fees on transactions.

You may purchase or sell Portfolio shares through a contract offered by an insurance company. When insurance companies establish omnibus accounts in the Portfolio for their clients, we cannot monitor the individual clients' trading activity. However, we review trading activity at the omnibus account level, and we look for activity that may indicate potential frequent trading or market-timing. If we detect suspicious trading

activity, we will seek the assistance of the insurance company to investigate that trading activity and take appropriate action, including prohibiting additional purchases of Portfolio shares by a client. Insurance companies may apply frequent-trading policies that differ from one another. Please read the insurance company contract and program materials carefully to learn of any rules or fees that may apply.

See the accompanying prospectus for the annuity or insurance program through which Portfolio shares are offered for further details on transaction policies.

The Portfolio, in determining its net asset value, will use fair-value pricing when appropriate, as described in the *Share Price* section. Fair-value pricing may reduce or eliminate the profitability of certain frequent-trading strategies.

Do not invest with Vanguard if you are a market-timer.

Turnover Rate

A mutual fund's turnover rate is a measure of its trading activity. The Portfolio may sell securities regardless of how long they have been held. The historical turnover rates for the Portfolio can be found in the *Financial Highlights* section of this prospectus. A turnover rate of 100%, for example, would mean that the Portfolio had sold and replaced securities valued at 100% of its net assets within a one-year period.

Plain Talk About Turnover Rate

Before investing in a mutual fund, you should review its turnover rate. This rate gives an indication of how transaction costs, which are not included in the fund's expense ratio, could affect the fund's future returns. In general, the greater the volume of buying and selling by the fund, the greater the impact that brokerage commissions and other transaction costs will have on its return. Also, funds with high turnover rates may be more likely to generate capital gains, including short-term capital gains, that must be distributed to shareholders and will be taxable to shareholders investing through a taxable account.

The Portfolio and Vanguard

Vanguard Variable Insurance Fund is a member of The Vanguard Group, a family of over 200 funds holding assets of approximately \$4.5 trillion. All of the funds that are members of The Vanguard Group (other than funds of funds) share in the expenses associated with administrative services and business operations, such as personnel, office space, and equipment.

Vanguard Marketing Corporation provides marketing services to the funds. Although fund shareholders do not pay sales commissions or 12b-1 distribution fees, each fund (other than a fund of funds) or each share class of a fund (in the case of a fund with multiple share classes) pays its allocated share of the Vanguard funds' marketing costs.

Plain Talk About Vanguard's Unique Corporate Structure

The Vanguard Group is owned jointly by the funds it oversees and thus indirectly by the shareholders in those funds. Most other mutual funds are operated by management companies that are owned by third parties—either public or private stockholders—and not by the funds they serve.

Investment Advisors

The Portfolio uses a multimanager approach. Each advisor independently manages its assigned portion of the Portfolio's assets subject to the supervision and oversight of Vanguard and the Fund's board of trustees. The board of trustees designates the proportion of Portfolio assets to be managed by each advisor and may change these proportions at anytime.

- ArrowMark Colorado Holdings, LLC, 100 Fillmore Street, Suite 325, Denver, CO 80206, is an investment advisory firm founded in 2007. As of December 31, 2018, ArrowMark Partners managed approximately \$17.3 billion in assets.
- The Vanguard Group, Inc., P.O. Box 2600, Valley Forge, PA 19482, which began operations in 1975, serves as advisor to the Portfolio through its Quantitative Equity Group. As of December 31, 2018, Vanguard managed approximately \$3.9 trillion in assets.

The Portfolio pays ArrowMark Partners a base fee plus or minus a performance adjustment. The base fee, which is paid quarterly, is a percentage of average daily net assets managed by the advisor during the most recent fiscal quarter. The performance adjustment, also paid quarterly, is based on the cumulative total return of the advisor's portion of the Portfolio relative to that of the Russell 2500 Growth Index over the preceding 60-month period. When the performance adjustment is positive, the Portfolio's expenses increase; when it is negative, expenses decrease.

Vanguard provides investment advisory services to the Portfolio pursuant to the Funds' Service Agreement and subject to the supervision and oversight of the trustees and officers of the Portfolio.

For the fiscal year ended December 31, 2018, the aggregate advisory fees and expenses represented an effective annual rate of 0.13% of the Portfolio's average net assets before a performance-based increase of 0.01%.

Under the terms of an SEC exemption order, the board of trustees of Vanguard Variable Insurance Fund may, without prior approval from shareholders, change the terms of an advisory agreement with a third-party advisor or hire a new third-party investment advisor—either as a replacement for an existing advisor or as an additional advisor. Any significant change in the Portfolio's advisory arrangements will be communicated to shareholders in writing. In addition, as the Portfolio's sponsor and overall manager, Vanguard may provide additional investment advisory services to the Portfolio at any time. Vanguard may also recommend to the board of trustees that an advisor be hired, terminated, or replaced or that the terms of an existing investment advisory agreement be revised. Vanguard Variable Insurance Fund has filed an application seeking a similar SEC exemption with respect to investment advisors that are wholly owned subsidiaries of Vanguard. If the exemption is granted, the Portfolio may rely on the new SEC relief.

For a discussion of why the board of trustees approved the Portfolio's investment advisory arrangements, see Vanguard Variable Insurance Fund's most recent semiannual report to shareholders covering the fiscal period ended June 30.

The managers primarily responsible for the day-to-day management of the Portfolio are:

Chad Meade, Partner and Portfolio Manager of ArrowMark Partners. He has worked in investment management since 1998, has managed investment portfolios since 2006, has been with ArrowMark Partners since 2013, and has co-managed a portion of the Portfolio since 2016. Education: B.S., Virginia Tech.

Brian Schaub, CFA, Partner and Portfolio Manager of ArrowMark Partners. He has worked in investment management since 2000, has managed investment portfolios since 2006, has been with ArrowMark Partners since 2013, and has co-managed a portion of the Portfolio since 2016. Education: B.A., Williams College.

James P. Stetler, Senior Portfolio Manager at Vanguard. He has been with Vanguard since 1982, has worked in investment management since 1996, has managed investment portfolios since 2003, and has managed a portion of the Portfolio since 2008 (co-managed since 2012). Education: B.S., Susquehanna University; M.B.A., Saint Joseph's University.

Binbin Guo, Ph.D., Principal of Vanguard and head of the Alpha Equity Investment team within Vanguard's Quantitative Equity Group. He oversees the active quantitative equity funds and separately managed equity accounts. He has been with Vanguard since 2007 and has co-managed a portion of the Portfolio since 2016. Education: B.S. and M.S., Tsinghua University, China; Ph.D. and M.Phil., Yale University.

The Fund's *Statement of Additional Information* provides information about each portfolio manager's compensation, other accounts under management, and ownership of shares of the Portfolio.

Taxes

The Portfolio normally distributes its net investment income and net realized short-term or long-term capital gains, if any, to its shareholders, which are the insurance company separate accounts that fund your variable annuity or variable life insurance contract. The tax consequences to you of your investment in the Portfolio depend on the provisions of the annuity or life insurance contract through which you invest; please refer to the prospectus of such contract for more information.

The Portfolio intends to operate in such a manner that a separate account investing only in Portfolio shares will result in the variable annuity and variable life insurance contracts supported by that account receiving favorable tax treatment. This favorable treatment means that you generally will not be taxed on Portfolio distributions or proceeds on dispositions of Portfolio shares received by the separate account funding your contract. In order to qualify for this favorable treatment, the insurance company separate accounts that invest in the Portfolio must satisfy certain requirements. If a Portfolio funding your contract does not meet such requirements, your contract could lose its favorable tax treatment, and income and gain allocable to your contract could be taxable to you. Also, if the IRS were to determine that contract holders have an impermissible level of control over the investments funding their contracts, your contract could lose its favorable tax treatment and income and gain allocable to your contract could be taxable currently to you. Please see Vanguard Variable Insurance Fund's *Statement of Additional Information* for more information.

Share Price

Share price, also known as *net asset value* (NAV), is calculated each business day as of the close of regular trading on the New York Stock Exchange (NYSE), generally 4 p.m., Eastern time. In the rare event the NYSE experiences unanticipated disruptions and is unavailable at the close of the trading day, NAVs will be calculated as of the close of regular trading on the Nasdaq (or another alternate exchange if the Nasdaq is unavailable, as determined at Vanguard's discretion), generally 4 p.m., Eastern time. The NAV per share is computed by dividing the total assets, minus liabilities, of the Portfolio by the number of Portfolio shares outstanding. On U.S. holidays or other days when the NYSE is closed, the NAV is not calculated, and the Portfolio does not sell or redeem shares. However, on those days the value of the Portfolio's assets may be affected to the extent that the Portfolio holds securities that

change in value on those days (such as foreign securities that trade on foreign markets that are open).

Stocks held by a Vanguard portfolio are valued at their *market value* when reliable market quotations are readily available from the principal exchange or market on which they are traded. Such securities are generally valued at their official closing price, the last reported sales price, or if there were no sales that day, the mean between the closing bid and asking prices. When a portfolio determines that pricing-service information or market quotations either are not readily available or do not accurately reflect the value of a security, the security is priced at its *fair value* (the amount that the owner might reasonably expect to receive upon the current sale of the security).

The values of any foreign securities held by a portfolio are converted into U.S. dollars using an exchange rate obtained from an independent third party as of the close of regular trading on the NYSE. The values of any mutual fund shares, including institutional money market fund shares, held by a portfolio are based on the NAVs of the shares. The values of any ETF shares or closed-end fund shares held by a portfolio are based on the market value of the shares.

A portfolio also will use fair-value pricing if the value of a security it holds has been materially affected by events occurring before the portfolio's pricing time but after the close of the principal exchange or market on which the security is traded. This most commonly occurs with foreign securities, which may trade on foreign exchanges that close many hours before the portfolio's pricing time. Intervening events might be company-specific (e.g., earnings report, merger announcement) or country-specific or regional/global (e.g., natural disaster, economic or political news, act of terrorism, interest rate change). Intervening events include price movements in U.S. markets that exceed a specified threshold or that are otherwise deemed to affect the value of foreign securities. Fair-value pricing may be used for domestic securities—for example, if (1) trading in a security is halted and does not resume before the portfolio's pricing time or a security does not trade in the course of a day and (2) the portfolio holds enough of the security that its price could affect the portfolio's NAV.

Fair-value prices are determined by Vanguard according to procedures adopted by the board of trustees. When fair-value pricing is employed, the prices of securities used by a portfolio to calculate its NAV may differ from quoted or published prices for the same securities.

The Portfolio's NAV is used to determine the unit value for the annuity or life insurance program through which you invest. For more information on unit values, please refer to the accompanying prospectus of the insurance company that offers your annuity or life insurance program.

Financial Highlights

The following financial highlights table is intended to help you understand the Portfolio's financial performance for the periods shown, and certain information reflects financial results for a single Portfolio share. The total returns in the table represent the rate that an investor would have earned or lost each period on an investment in the Portfolio (assuming reinvestment of all distributions). This information has been obtained from the financial statements audited by PricewaterhouseCoopers LLP, an independent registered public accounting firm, whose report—along with the Portfolio's financial statements—is included in Vanguard Variable Insurance Fund's most recent annual report to shareholders. You may obtain a free copy of the latest annual or semiannual report by visiting vanguard.com or by contacting Vanguard by telephone or mail.

Yields and total returns presented for the Portfolio are net of the Portfolio's operating expenses, but do not take into account charges and expenses attributable to the annuity or life insurance program through which you invest. The expenses of the annuity or life insurance program reduce the returns and yields you ultimately receive, so you should bear those expenses in mind when evaluating the performance of the Portfolio and when comparing the yields and returns of the Portfolio with those of other mutual funds.

Small Company Growth Portfolio

	Year Ended December 31,				
For a Share Outstanding Throughout Each Period	2018	2017	2016	2015	2014
Net Asset Value, Beginning of Period	\$24.62	\$21.50	\$20.79	\$24.14	\$26.90
Investment Operations					
Net Investment Income	.123 ¹	.109 ¹	.116	.078	.085
Net Realized and Unrealized Gain (Loss) on Investments	(1.563)	4.652	2.547	(.577)	.610
Total from Investment Operations	(1.440)	4.761	2.663	(.499)	.695
Distributions					
Dividends from Net Investment Income	(.103)	(.111)	(.074)	(.087)	(.075)
Distributions from Realized Capital Gains	(2.777)	(1.530)	(1.879)	(2.764)	(3.380)
Total Distributions	(2.880)	(1.641)	(1.953)	(2.851)	(3.455)
Net Asset Value, End of Period	\$20.30	\$24.62	\$21.50	\$20.79	\$24.14
Total Return	-7.22%	23.46%	14.94%	-2.75%	3.38%
Ratios/Supplemental Data					
Net Assets, End of Period (Millions)	\$1,827	\$1,750	\$1,397	\$1,256	\$1,329
Ratio of Total Expenses to Average Net Assets ²	0.32%	0.34%	0.36%	0.37%	0.39%
Ratio of Net Investment Income to Average Net Assets	0.52%	0.48%	0.58%	0.33%	0.34%
Portfolio Turnover Rate	66%	93%	91%	57%	43%

¹ Calculated based on average shares outstanding.

² Includes performance-based investment advisory fee increases (decreases) of 0.01%, 0.00%, 0.00%, (0.01%), and 0.01%.

General Information

This Portfolio of Vanguard Variable Insurance Fund offers its shares to insurance companies to fund both annuity and life insurance contracts. Because of differences in tax treatment or other considerations, the best interests of various contract owners participating in the Portfolio might at some time be in conflict. The Fund's board of trustees will monitor for any material conflicts and determine what action, if any, should be taken.

If the board of trustees determines that continued offering of shares would be detrimental to the best interests of the Portfolio's shareholders, the Portfolio may suspend the offering of shares for a period of time. If the board of trustees determines that a specific purchase acceptance would be detrimental to the best interests of the Portfolio's shareholders (for example, because of the size of the purchase request or a history of frequent trading by the investor), the Portfolio may reject such a purchase request.

If you wish to redeem money from the Portfolio, please refer to the instructions provided in the accompanying prospectus for the annuity or life insurance program. Shares of the Portfolio may be redeemed on any business day that the NYSE is open for trading. The redemption price of shares will be at the next-determined net asset value per share. Redemption proceeds generally will be wired to the administrator within one business day following receipt of the redemption request, but no later than seven business days. Contract owners will receive their redemption checks from the administrator.

Under normal circumstances, the Portfolio typically expects to meet redemptions with positive cash flows. When this is not an option, the Portfolio seeks to first meet redemptions from a cash or cash equivalent reserve. Alternatively, Vanguard may instruct the advisors to sell a cross section of the Portfolio's holdings to meet redemptions, while also factoring in transaction costs. Additionally, the Portfolio may work with the insurance companies through which contract owners participate in the Portfolio to implement redemptions in a manner that is least disruptive to the portfolio.

Under certain circumstances, including under stressed market conditions, there are additional tools that the Portfolio may use in order to meet redemptions, including advancing the settlement of market trades with counterparties to match investor redemption payments or delaying settlement of an investor's transaction to match trade settlement within regulatory requirements. The Portfolio may also suspend payment of redemption proceeds for up to seven days. Additionally under these unusual circumstances, the Portfolio may borrow money (subject to certain regulatory conditions and if available under board-approved procedures) through an interfund lending facility or through a bank line-of-credit, including a joint committed credit facility, in order to meet redemption requests.

The Portfolio may suspend the redemption right or postpone payment at times when the New York Stock Exchange is closed or during any emergency circumstances, as determined by the Securities and Exchange Commission.

The exchange privilege (your ability to redeem shares from one Portfolio to purchase shares of another Portfolio) may be available to you through your contract. Although we make every effort to maintain the exchange privilege, Vanguard reserves the right to revise or terminate this privilege, limit the amount of an exchange, or reject any exchange, at any time, without notice.

If the board of trustees determines that it would be detrimental to the best interests of the Portfolio's remaining shareholders to make payment in cash, the Portfolio may pay redemption proceeds, in whole or in part, by an in-kind distribution of readily marketable securities.

For certain categories of investors, the Portfolio has authorized one or more brokers to accept on its behalf purchase and redemption orders. The brokers are authorized to designate other intermediaries to accept purchase and redemption orders on the Portfolio's behalf. The Portfolio will be deemed to have received a purchase or redemption order when an authorized broker, or a broker's authorized designee, accepts the order in accordance with the Portfolio's instructions. In most cases, for these categories of investors, a contract owner's properly transmitted order will be priced at the Portfolio's next-determined NAV after the order is accepted by the authorized broker or the broker's designee. The contract owner should review the authorized broker's policies relating to trading in the Vanguard funds.

Please consult Vanguard Variable Insurance Fund's *Statement of Additional Information* or our website for a description of the policies and procedures that govern disclosure of the Fund's portfolio holdings.

Glossary of Investment Terms

Capital Gains Distributions. Payments to portfolio shareholders of gains realized on securities that a portfolio has sold at a profit, minus any realized losses.

Cash Equivalent Investments. Cash deposits, short-term bank deposits, and money market instruments that include U.S. Treasury bills and notes, bank certificates of deposit (CDs), repurchase agreements, commercial paper, and banker's acceptances.

Common Stock. A security representing ownership rights in a corporation.

Dividend Distributions. Payments to portfolio shareholders of income from interest or dividends generated by a portfolio's investments.

Expense Ratio. A portfolio's total annual operating expenses expressed as a percentage of the portfolio's average net assets. The expense ratio includes management and administrative expenses, but does not include the transaction costs of buying and selling portfolio securities.

Inception Date. The date on which the assets of a portfolio are first invested in accordance with the portfolio's investment objective. For portfolios with a subscription period, the inception date is the day after that period ends. Investment performance is generally measured from the inception date.

Joint Committed Credit Facility. The Portfolio participates, along with other funds managed by Vanguard, in a committed credit facility provided by a syndicate of lenders pursuant to a credit agreement that may be renewed annually; each Vanguard fund is individually liable for its borrowings, if any, under the credit facility. The amount and terms of the committed credit facility are subject to approval by the Fund's board of trustees and renegotiation with the lender syndicate on an annual basis.

Median Market Capitalization. An indicator of the size of companies in which a portfolio invests; the midpoint of market capitalization (market price x shares outstanding) of a portfolio's stocks, weighted by the proportion of the portfolio's assets invested in each stock. Stocks representing half of the portfolio's assets have market capitalizations above the median, and the rest are below it.

Mutual Fund. An investment company that pools the money of many people and invests it in a variety of securities in an effort to achieve a specific objective over time.

New York Stock Exchange (NYSE). A stock exchange based in New York City that is open for regular trading on business days, Monday through Friday, from 9:30 a.m. to 4 p.m., Eastern time.

Principal. The face value of a debt instrument or the amount of money put into an investment.

Quantitative Process. An assessment of specific measurable factors, such as cost of capital; value of assets; and projections of sales, costs, earnings, and profits. The use of a quantitative process provides a systematic approach to investment decisions and portfolios.

Russell 2500 Growth Index. An index that measures the performance of those Russell 2500 companies with higher price/book ratios and higher predicted growth rates.

Securities. Stocks, bonds, money market instruments, and other investments.

Total Return. A percentage change, over a specified time period, in a portfolio's net asset value, assuming the reinvestment of all distributions of dividends and capital gains.

Volatility. The fluctuations in value of a mutual fund or other security. The greater a portfolio's volatility, the wider the fluctuations in its returns.

Yield. Income (interest or dividends) earned by an investment, expressed as a percentage of the investment's price.



P.O. Box 2600
Valley Forge, PA 19482-2600

Connect with Vanguard® > vanguard.com

For More Information

If you would like more information about Vanguard Variable Insurance Fund Small Company Growth Portfolio, the following documents are available free upon request:

Annual/Semiannual Reports to Shareholders

Additional information about the Portfolio's investments is available in Vanguard Variable Insurance Fund's annual and semiannual reports to shareholders. In the annual report, you will find a discussion of the market conditions and investment strategies that significantly affected the Portfolio's performance during its last fiscal year.

Statement of Additional Information (SAI)

The SAI provides more detailed information about the Portfolio and is incorporated by reference into (and thus legally a part of) this prospectus.

To receive a free copy of the latest annual or semiannual reports or the SAI, or to request additional information about the Fund or other Vanguard funds, please visit vanguard.com or contact us as follows:

Vanguard Annuity and Insurance Services
P.O. Box 2600
Valley Forge, PA 19482-2600
Telephone: 800-522-5555
Text telephone for people with hearing impairment:
800-749-7273

Information Provided by the Securities and Exchange Commission (SEC)

Reports and other information about the Fund are available in the EDGAR database on the SEC's website at www.sec.gov, or you can receive copies of this information, for a fee, by electronic request at the following email address: publicinfo@sec.gov.

Fund's Investment Company Act file number: 811-05962

© 2019 The Vanguard Group, Inc. All rights reserved.
Vanguard Marketing Corporation, Distributor.

P 161 042019



**1800 North Point Drive
Stevens Point, WI 54481**

**800-4SENTRY (800-473-6879)
sentry.com**

**Issued by: Sentry Life Insurance Company
Distributed by: Sentry Equity Services, Inc.**