



# The Patriot

## Sentry Variable Account II

Portfolio  
Prospectuses  
May 1, 2022

A flexible premium deferred variable annuity funded by T. Rowe Price Fixed Income Series, Inc., T. Rowe Price Equity Series, Inc., T. Rowe Price International Series, Inc., Janus Aspen Series, and Vanguard Variable Insurance Fund

## TABLE OF CONTENTS

|  |     |
|--|-----|
| Independent Auditor's Report and Financial Statements .....  | 3   |
| T. Rowe Price Government Money Portfolio Prospectus .....    | 20  |
| T. Rowe Price Limited-Term Bond Portfolio Prospectus .....   | 39  |
| T. Rowe Price Equity Income Portfolio Prospectus .....       | 64  |
| T. Rowe Price Moderate Allocation Portfolio Prospectus ..... | 86  |
| T. Rowe Price International Stock Portfolio Prospectus ..... | 111 |
| T. Rowe Price Mid-Cap Growth Portfolio Prospectus .....      | 133 |
| Janus Henderson Balanced Portfolio Prospectus .....          | 153 |
| Janus Henderson Global Research Portfolio Prospectus .....   | 201 |
| Janus Henderson Research Portfolio Prospectus .....          | 241 |
| Janus Henderson Forty Portfolio Prospectus .....             | 281 |
| Janus Henderson Enterprise Portfolio Prospectus .....        | 321 |
| Vanguard Equity Index Portfolio Prospectus .....             | 361 |
| Vanguard Balanced Portfolio Prospectus .....                 | 385 |
| Vanguard High Yield Bond Portfolio Prospectus .....          | 417 |
| Vanguard Mid-Cap Index Portfolio Prospectus .....            | 449 |
| Vanguard Real Estate Index Portfolio Prospectus .....        | 473 |
| Vanguard Small Company Growth Portfolio Prospectus .....     | 501 |
| Vanguard Money Market Portfolio Prospectus .....             | 529 |



KPMG LLP  
Suite 1050  
833 East Michigan Street  
Milwaukee, WI 53202-5337

## **Report of Independent Registered Public Accounting Firm**

To the Board of Directors of Sentry Life Insurance Company and  
the Contract Owners of Sentry Variable Account II:

### *Opinion on the Financial Statements*

We have audited the accompanying statement of assets and liabilities of the sub-accounts listed in the Appendix, that comprise the Sentry Variable Account II (the Separate Account), as of December 31, 2021, the related statement of operations for the year then ended, the statements of changes in net assets for each of the years in the two-year period then ended, and the related notes (collectively, the financial statements) and the financial highlights in Note 7 for each of the years in the five-year period then ended. In our opinion, the financial statements and financial highlights present fairly, in all material respects, the financial position of each sub-account as of December 31, 2021, the results of their operations for the year then ended, the changes in their net assets for each of the years in the two-year period then ended, and the financial highlights for each of the years in the five-year period then ended, in conformity with U.S. generally accepted accounting principles.

### *Basis for Opinion*

These financial statements and financial highlights are the responsibility of the Separate Account's management. Our responsibility is to express an opinion on these financial statements and financial highlights based on our audits. We are a public accounting firm registered with the Public Company Accounting Oversight Board (United States) (PCAOB) and are required to be independent with respect to the Separate Account in accordance with the U.S. federal securities laws and the applicable rules and regulations of the Securities and Exchange Commission and the PCAOB.

We conducted our audits in accordance with the standards of the PCAOB. Those standards require that we plan and perform the audit to obtain reasonable assurance about whether the financial statements and financial highlights are free of material misstatement, whether due to error or fraud. Our audits included performing procedures to assess the risks of material misstatement of the financial statements and financial highlights, whether due to error or fraud, and performing procedures that respond to those risks. Such procedures included examining, on a test basis, evidence regarding the amounts and disclosures in the financial statements and financial highlights. Such procedures also included confirmation of securities owned as of December 31, 2021, by correspondence with the transfer agent of the underlying mutual funds. Our audits also included evaluating the accounting principles used and significant estimates made by management, as well as evaluating the overall presentation of the financial statements and financial highlights. We believe that our audits provide a reasonable basis for our opinion.

**KPMG LLP**

We have served as the auditor of the Separate Account since 2007.

Milwaukee, Wisconsin  
February 23, 2022

## Appendix

Janus Henderson Series – Institutional Shares – Research Portfolio

Janus Henderson Series – Institutional Shares – Enterprise Portfolio

Janus Henderson Series – Institutional Shares – Forty Portfolio

Janus Henderson Series – Institutional Shares – Global Research Portfolio

Janus Henderson Series – Institutional Shares – Balanced Portfolio

T. Rowe Price Fixed Income Series, Inc. – Government Money Portfolio<sup>(1)</sup>

T. Rowe Price Fixed Income Series, Inc. – Limited Term Bond Portfolio

T. Rowe Price Equity Series, Inc. – Equity Income Portfolio

T. Rowe Price Equity Series, Inc. – Moderate Allocation Portfolio<sup>(1)</sup>

T. Rowe Price Equity Series, Inc. – Mid-Cap Growth Portfolio

T. Rowe Price International Series, Inc. – International Stock Portfolio

Vanguard Variable Insurance Fund – Balanced Portfolio

Vanguard Variable Insurance Fund – Equity Index Portfolio

Vanguard Variable Insurance Fund – High Yield Bond Portfolio

Vanguard Variable Insurance Fund – Small Company Growth Portfolio

Vanguard Variable Insurance Fund – Mid-Cap Index Portfolio

Vanguard Variable Insurance Fund – REIT Index Portfolio

<sup>(1)</sup> See the statement of assets and liabilities for the former name of the sub-account

## **Sentry Variable Account II**

### **Audited Financial Statements and Schedules**

**December 31, 2021**

---

#### **PRIVILEGED AND CONFIDENTIAL**

This report contains confidential business information. Any release or reproduction is **NOT** to be done to individuals outside of Sentry personnel or approved external parties.

# SENTRY LIFE INSURANCE COMPANY

## Sentry Variable Account II STATEMENT OF ASSETS AND LIABILITIES

December 31, 2021

### Assets:

Investments at fair value:

#### Janus Henderson Series - Institutional Shares:

|   |              |
|---|--------------|
| Research Portfolio, 21,750 shares (cost \$ 749,283)       | \$ 1,224,719 |
| Enterprise Portfolio, 154,425 shares (cost \$ 9,363,367)  | 15,521,262   |
| Forty Portfolio, 36,759 shares (cost \$ 1,448,376)        | 2,269,896    |
| Global Research Portfolio, 6,394 shares (cost \$ 241,323) | 455,739      |
| Balanced Portfolio, 25,987 shares (cost \$ 825,964)       | 1,305,075    |

#### T. Rowe Price Fixed Income Series, Inc.:

|   |         |
|---|---------|
| Government Money Portfolio, 460,695 shares (cost \$ 460,695)  | 460,695 |
| Limited Term Bond Portfolio, 158,161 shares (cost \$ 778,905) | 776,569 |

#### T. Rowe Price Equity Series, Inc.:

|   |           |
|---|-----------|
| Equity Income Portfolio, 45,160 shares (cost \$ 1,178,262)          | 1,357,968 |
| * Moderate Allocation Portfolio, 160,949 shares (cost \$ 3,284,239) | 3,642,284 |
| Mid-Cap Growth Portfolio, 19,017 shares (cost \$ 530,654)           | 655,506   |

#### T. Rowe Price International Series, Inc.:

|   |         |
|---|---------|
| International Stock Portfolio, 7,792 shares (cost \$ 117,823) | 124,748 |
|---|---------|

#### Vanguard Variable Insurance Fund:

|   |         |
|---|---------|
| Balanced Portfolio, 25,992 shares (cost \$ 578,698)             | 738,436 |
| Equity Index Portfolio, 9,144 shares (cost \$ 352,054)          | 598,663 |
| High Yield Bond Portfolio, 9,808 shares (cost \$ 74,593)        | 79,056  |
| Small Company Growth Portfolio, 18,912 shares (cost \$ 379,541) | 501,157 |
| Mid-Cap Index Portfolio, 17,390 shares (cost \$ 363,168)        | 512,664 |
| REIT Index Portfolio, 20,813 shares (cost \$ 266,517)           | 344,670 |

**Total Assets** 30,569,107

**Total Liabilities** -

**Net Assets** \$ 30,569,107

*See accompanying notes to financial statements*

\* Formerly T. Rowe Personal Strategy Balanced Portfolio

# SENTRY LIFE INSURANCE COMPANY

## Sentry Variable Account II STATEMENT OF OPERATIONS

|   | For the Year Ended December 31, 2021 |                               |                          |
|---|--------------------------------------|-------------------------------|--------------------------|
|   | Janus Henderson<br>Research          | Janus Henderson<br>Enterprise | Janus Henderson<br>Forty |
| Investment income:  |                                      |                               |                          |
| Dividends   | \$ 1,149                             | \$ 47,937                     | \$ -                     |
| Expenses:   |                                      |                               |                          |
| Mortality and expense risk charges                                      | 13,726                               | 181,953                       | 25,591                   |
| Net investment income (loss)  | (12,577)                             | (134,016)                     | (25,591)                 |
| Realized gains (losses) on investments:                                 |                                      |                               |                          |
| Realized net investment gain (loss)                                     | 47,902                               | 942,129                       | 46,068                   |
| Capital gain distributions received                                     | 57,715                               | 1,264,996                     | 249,605                  |
| Realized gain (loss) on investments and capital gain distributions, net | 105,617                              | 2,207,125                     | 295,673                  |
| Unrealized appreciation (depreciation), net                             | 105,086                              | 104,033                       | 138,250                  |
| Net increase (decrease) in net assets from operations                   | \$ 198,126                           | \$ 2,177,142                  | \$ 408,332               |

|   | For the Year Ended December 31, 2021  |                             |
|---|---------------------------------------|-----------------------------|
|   | Janus Henderson<br>Global<br>Research | Janus Henderson<br>Balanced |
| Investment income:  |                                       |                             |
| Dividends   | \$ 2,256                              | \$ 11,198                   |
| Expenses:   |                                       |                             |
| Mortality and expense risk charges                                      | 5,175                                 | 14,743                      |
| Net investment income (loss)  | (2,919)                               | (3,545)                     |
| Realized gains (losses) on investments:                                 |                                       |                             |
| Realized net investment gain (loss)                                     | 12,527                                | 30,128                      |
| Capital gain distributions received                                     | 19,971                                | 9,724                       |
| Realized gain (loss) on investments and capital gain distributions, net | 32,498                                | 39,852                      |
| Unrealized appreciation (depreciation), net                             | 35,825                                | 144,777                     |
| Net increase (decrease) in net assets from operations                   | \$ 65,404                             | \$ 181,084                  |

See accompanying notes to financial statements

# SENTRY LIFE INSURANCE COMPANY

## Sentry Variable Account II STATEMENT OF OPERATIONS

For the Year Ended December 31, 2021

|  | T. Rowe Price<br>Government Money | T. Rowe Price<br>Limited Term<br>Bond | T. Rowe Price<br>Equity Income |
|--|-----------------------------------|---------------------------------------|--------------------------------|
| Investment income:   |                                   |                                       |                                |
| Dividends  | \$ 61                             | \$ 11,239                             | \$ 21,598                      |
| Expenses:  |                                   |                                       |                                |
| Mortality and expense risk charges   | 7,374                             | 10,072                                | 16,513                         |
| Net investment income (loss)   | (7,313)                           | 1,167                                 | 5,085                          |
| Realized gains (losses) on investments:                                    |                                   |                                       |                                |
| Realized net investment gain (loss)  | -                                 | (2,409)                               | 62,755                         |
| Capital gain distributions received  | -                                 | 4,713                                 | 98,220                         |
| Realized gain (loss) on investments and<br>capital gain distributions, net | -                                 | 2,304                                 | 160,975                        |
| Unrealized appreciation (depreciation), net                                | -                                 | (11,993)                              | 120,104                        |
| Net increase (decrease) in net assets<br>from operations                   | \$ (7,313)                        | \$ (8,522)                            | \$ 286,164                     |

For the Year Ended December 31, 2021

|  | T. Rowe Price<br>Moderate Allocation * | T. Rowe Price<br>Mid-Cap<br>Growth | T. Rowe Price<br>International<br>Stock |
|--|--|------------------------------------|---|
| Investment income:   |  |                                    |   |
| Dividends  | \$ 36,161                              | \$ -                               | \$ 756                                  |
| Expenses:  |  |                                    |   |
| Mortality and expense risk charges   | 44,590                                 | 7,480                              | 1,716                                   |
| Net investment income (loss)   | (8,429)                                | (7,480)                            | (960)                                   |
| Realized gains (losses) on investments:                                    |  |                                    |   |
| Realized net investment gain (loss)  | 75,061                                 | 9,234                              | 6,244                                   |
| Capital gain distributions received  | 336,160                                | 65,538                             | 8,351                                   |
| Realized gain (loss) on investments and<br>capital gain distributions, net | 411,221                                | 74,772                             | 14,595                                  |
| Unrealized appreciation (depreciation), net                                | (88,928)                               | 11,145                             | (12,448)                                |
| Net increase (decrease) in net assets<br>from operations                   | \$ 313,864                             | \$ 78,437                          | \$ 1,187                                |

See accompanying notes to financial statements

\* Formerly T. Rowe Personal Strategy Balanced Portfolio



# SENTRY LIFE INSURANCE COMPANY

## Sentry Variable Account II STATEMENT OF OPERATIONS

For the Year Ended December 31, 2021

|  | Vanguard<br>Balanced | Vanguard<br>Equity Index | Vanguard<br>High Yield<br>Bond |
|--|----------------------|--------------------------|--------------------------------|
| Investment income:   |                      |                          |                                |
| Dividends  | \$ 14,130            | \$ 6,660                 | \$ 3,274                       |
| Expenses:  |                      |                          |                                |
| Mortality and expense risk charges   | 9,066                | 6,497                    | 954                            |
| Net investment income (loss)   | 5,064                | 163                      | 2,320                          |
| Realized gains (losses) on investments:                                    |                      |                          |                                |
| Realized net investment gain (loss)  | 20,175               | 8,431                    | 74                             |
| Capital gain distributions received  | 39,212               | 19,899                   | -                              |
| Realized gain (loss) on investments and<br>capital gain distributions, net | 59,387               | 28,330                   | 74                             |
| Unrealized appreciation (depreciation), net                                | 59,012               | 100,000                  | (473)                          |
| Net increase (decrease) in net assets<br>from operations                   | \$ 123,463           | \$ 128,493               | \$ 1,921                       |

For the Year Ended December 31, 2021

|  | Vanguard<br>Small Company<br>Growth | Vanguard<br>Mid-Cap<br>Index | Vanguard<br>REIT Index |
|--|-------------------------------------|------------------------------|------------------------|
| Investment income:   |                                     |                              |                        |
| Dividends  | \$ 2,168                            | \$ 5,914                     | \$ 5,977               |
| Expenses:  |                                     |                              |                        |
| Mortality and expense risk charges   | 6,505                               | 6,181                        | 3,594                  |
| Net investment income (loss)   | (4,337)                             | (267)                        | 2,383                  |
| Realized gains (losses) on investments:                                    |                                     |                              |                        |
| Realized net investment gain (loss)  | 18,040                              | 28,946                       | 22                     |
| Capital gain distributions received  | 27,738                              | 35,294                       | 7,908                  |
| Realized gain (loss) on investments and<br>capital gain distributions, net | 45,778                              | 64,240                       | 7,930                  |
| Unrealized appreciation (depreciation), net                                | 27,843                              | 41,451                       | 86,968                 |
| Net increase (decrease) in net assets<br>from operations                   | \$ 69,284                           | \$ 105,424                   | \$ 97,281              |

See accompanying notes to financial statements

# SENTRY LIFE INSURANCE COMPANY

## Sentry Variable Account II

### STATEMENTS OF CHANGES IN NET ASSETS

| For the Years Ended December 31  |                             |                     |                               |                      |                          |                     |
|--|-----------------------------|---------------------|-------------------------------|----------------------|--------------------------|---------------------|
|  | Janus Henderson<br>Research |                     | Janus Henderson<br>Enterprise |                      | Janus Henderson<br>Forty |                     |
|  | 2021                        | 2020                | 2021                          | 2020                 | 2021                     | 2020                |
| Increase (decrease) in net assets from operations:                       |                             |                     |                               |                      |                          |                     |
| Net investment income (loss)   | \$ (12,577)                 | \$ (7,225)          | \$ (134,016)                  | \$ (141,494)         | \$ (25,591)              | \$ (15,032)         |
| Realized gains (losses) on investments                                   | 105,617                     | 155,445             | 2,207,125                     | 1,533,295            | 295,673                  | 136,144             |
| Unrealized appreciation (depreciation), net                              | 105,086                     | 118,647             | 104,033                       | 842,824              | 138,250                  | 419,266             |
| Net increase (decrease) in net assets from operations                    | 198,126                     | 266,867             | 2,177,142                     | 2,234,625            | 408,332                  | 540,378             |
| Contract transactions:   |                             |                     |                               |                      |                          |                     |
| Purchase payments  | 20,081                      | 26,562              | 46,979                        | 49,792               | 16,211                   | 11,282              |
| Transfers between subaccounts, net                                       | (872)                       | (92,952)            | (18,812)                      | (76)                 | (29,571)                 | (3,036)             |
| Withdrawals  | (72,381)                    | (34,020)            | (1,274,619)                   | (928,407)            | (64,399)                 | (61,888)            |
| Contract maintenance fees  | (971)                       | (978)               | (8,888)                       | (9,385)              | (1,152)                  | (1,171)             |
| Net increase (decrease) in net assets derived from contract transactions | (54,143)                    | (101,388)           | (1,255,340)                   | (888,076)            | (78,911)                 | (54,813)            |
| Total increase (decrease) in net assets                                  | 143,983                     | 165,479             | 921,802                       | 1,346,549            | 329,421                  | 485,565             |
| Net assets at beginning of year  | 1,080,736                   | 915,257             | 14,599,460                    | 13,252,911           | 1,940,475                | 1,454,910           |
| Net assets at end of year  | <u>\$ 1,224,719</u>         | <u>\$ 1,080,736</u> | <u>\$ 15,521,262</u>          | <u>\$ 14,599,460</u> | <u>\$ 2,269,896</u>      | <u>\$ 1,940,475</u> |

| For the Years Ended December 31  |                                       |                   |                             |                     |
|--|---------------------------------------|-------------------|-----------------------------|---------------------|
|  | Janus Henderson<br>Global<br>Research |                   | Janus Henderson<br>Balanced |                     |
|  | 2021                                  | 2020              | 2021                        | 2020                |
| Increase (decrease) in net assets from operations:                       |                                       |                   |                             |                     |
| Net investment income (loss)   | \$ (2,919)                            | \$ (1,722)        | \$ (3,545)                  | \$ 6,600            |
| Realized gains (losses) on investments                                   | 32,498                                | 57,177            | 39,852                      | 108,900             |
| Unrealized appreciation (depreciation), net                              | 35,825                                | 7,723             | 144,777                     | 26,843              |
| Net increase (decrease) in net assets from operations                    | 65,404                                | 63,178            | 181,084                     | 142,343             |
| Contract transactions:   |                                       |                   |                             |                     |
| Purchase payments  | 1,156                                 | 3,164             | 10,326                      | 12,315              |
| Transfers between subaccounts, net                                       | (9,724)                               | (2,402)           | 6,390                       | (7,982)             |
| Withdrawals  | (2,215)                               | (54,730)          | (49,953)                    | (218,083)           |
| Contract maintenance fees  | (322)                                 | (352)             | (1,210)                     | (1,444)             |
| Net increase (decrease) in net assets derived from contract transactions | (11,105)                              | (54,320)          | (34,447)                    | (215,194)           |
| Total increase (decrease) in net assets                                  | 54,299                                | 8,858             | 146,637                     | (72,851)            |
| Net assets at beginning of year  | 401,440                               | 392,582           | 1,158,438                   | 1,231,289           |
| Net assets at end of year  | <u>\$ 455,739</u>                     | <u>\$ 401,440</u> | <u>\$ 1,305,075</u>         | <u>\$ 1,158,438</u> |

See accompanying notes to financial statements

# SENTRY LIFE INSURANCE COMPANY

## Sentry Variable Account II

### STATEMENTS OF CHANGES IN NET ASSETS

|  | For the Years Ended December 31   |            |                                       |            |                                |              |
|--|-----------------------------------|------------|---------------------------------------|------------|--------------------------------|--------------|
|  | T. Rowe Price<br>Government Money |            | T. Rowe Price<br>Limited Term<br>Bond |            | T. Rowe Price<br>Equity Income |              |
|  | 2021                              | 2020       | 2021                                  | 2020       | 2021                           | 2020         |
| Increase (decrease) in net assets from operations:                       |                                   |            |                                       |            |                                |              |
| Net investment income (loss)   | \$ (7,313)                        | \$ (6,509) | \$ 1,167                              | \$ 6,800   | \$ 5,085                       | \$ 12,879    |
| Realized gains (losses) on investments                                   | -                                 | -          | 2,304                                 | (4,651)    | 160,975                        | 93,734       |
| Unrealized appreciation (depreciation), net                              | -                                 | -          | (11,993)                              | 27,058     | 120,104                        | (131,600)    |
| Net increase (decrease) in net assets from operations                    | (7,313)                           | (6,509)    | (8,522)                               | 29,207     | 286,164                        | (24,987)     |
| Contract transactions:   |                                   |            |                                       |            |                                |              |
| Purchase payments  | 3,175                             | 2,075      | 13,266                                | 12,705     | 13,700                         | 10,237       |
| Transfers between subaccounts, net                                       | 121,982                           | 129,576    | 10,812                                | 58,924     | 1,810                          | (18,004)     |
| Withdrawals  | (349,205)                         | (16,598)   | (128,910)                             | (90,766)   | (148,805)                      | (161,316)    |
| Contract maintenance fees  | (492)                             | (478)      | (888)                                 | (1,014)    | (1,143)                        | (1,163)      |
| Net increase (decrease) in net assets derived from contract transactions | (224,540)                         | 114,575    | (105,720)                             | (20,151)   | (134,438)                      | (170,246)    |
| Total increase (decrease) in net assets                                  | (231,853)                         | 108,066    | (114,242)                             | 9,056      | 151,726                        | (195,233)    |
| Net assets at beginning of year  | 692,548                           | 584,482    | 890,811                               | 881,755    | 1,206,242                      | 1,401,475    |
| Net assets at end of year  | \$ 460,695                        | \$ 692,548 | \$ 776,569                            | \$ 890,811 | \$ 1,357,968                   | \$ 1,206,242 |

|  | For the Years Ended December 31        |              |                                    |            |   |            |
|--|--|--------------|------------------------------------|------------|---|------------|
|  | T. Rowe Price<br>Moderate Allocation * |              | T. Rowe Price<br>Mid-Cap<br>Growth |            | T. Rowe Price<br>International<br>Stock |            |
|  | 2021                                   | 2020         | 2021                               | 2020       | 2021                                    | 2020       |
| Increase (decrease) in net assets from operations:                       |  |              |                                    |            |   |            |
| Net investment income (loss)   | \$ (8,429)                             | \$ 5,410     | \$ (7,480)                         | \$ (6,462) | \$ (960)                                | \$ (879)   |
| Realized gains (losses) on investments                                   | 411,221                                | 193,899      | 74,772                             | 47,133     | 14,595                                  | 8,038      |
| Unrealized appreciation (depreciation), net                              | (88,928)                               | 242,161      | 11,145                             | 70,181     | (12,448)                                | 9,528      |
| Net increase (decrease) in net assets from operations                    | 313,864                                | 441,470      | 78,437                             | 110,852    | 1,187                                   | 16,687     |
| Contract transactions:   |  |              |                                    |            |   |            |
| Purchase payments  | 10,775                                 | 10,530       | 15,460                             | 3,069      | 3,590                                   | 4,039      |
| Transfers between subaccounts, net                                       | (28,573)                               | (4,757)      | (1,629)                            | (23,492)   | (7,499)                                 | (11,563)   |
| Withdrawals  | (316,301)                              | (478,299)    | (21,429)                           | (82,588)   | (23,540)                                | (11,402)   |
| Contract maintenance fees  | (2,440)                                | (2,811)      | (506)                              | (522)      | (177)                                   | (194)      |
| Net increase (decrease) in net assets derived from contract transactions | (336,539)                              | (475,337)    | (8,104)                            | (103,533)  | (27,626)                                | (19,120)   |
| Total increase (decrease) in net assets                                  | (22,675)                               | (33,867)     | 70,333                             | 7,319      | (26,439)                                | (2,433)    |
| Net assets at beginning of year  | 3,664,959                              | 3,698,826    | 585,173                            | 577,854    | 151,187                                 | 153,620    |
| Net assets at end of year  | \$ 3,642,284                           | \$ 3,664,959 | \$ 655,506                         | \$ 585,173 | \$ 124,748                              | \$ 151,187 |

See accompanying notes to financial statements

\* Formerly T. Rowe Personal Strategy Balanced Portfolio

# SENTRY LIFE INSURANCE COMPANY

## Sentry Variable Account II

### STATEMENTS OF CHANGES IN NET ASSETS

For the Years Ended December 31

|  | Vanguard<br>Balanced |            | Vanguard<br>Equity Index |            | Vanguard<br>High Yield<br>Bond |           |
|--|----------------------|------------|--------------------------|------------|--------------------------------|-----------|
|  | 2021                 | 2020       | 2021                     | 2020       | 2021                           | 2020      |
| Increase (decrease) in net assets from operations:                       |                      |            |                          |            |                                |           |
| Net investment income (loss)   | \$ 5,064             | \$ 11,667  | \$ 163                   | \$ 2,421   | \$ 2,320                       | \$ 4,983  |
| Realized gains (losses) on investments                                   | 59,387               | 82,812     | 28,330                   | 47,454     | 74                             | (1,629)   |
| Unrealized appreciation (depreciation), net                              | 59,012               | (27,707)   | 100,000                  | 8,090      | (473)                          | (163)     |
| Net increase (decrease) in net assets from operations                    | 123,463              | 66,772     | 128,493                  | 57,965     | 1,921                          | 3,191     |
| Contract transactions:   |                      |            |                          |            |                                |           |
| Purchase payments  | 1,580                | 8,512      | 815                      | 1,378      | 2,270                          | 380       |
| Transfers between subaccounts, net                                       | 4,553                | (7,865)    | (1,978)                  | (5,451)    | 691                            | (18,024)  |
| Withdrawals  | (124,497)            | (256,868)  | (9,082)                  | (97,574)   | (2,962)                        | (33,498)  |
| Contract maintenance fees  | (450)                | (498)      | (296)                    | (364)      | (95)                           | (122)     |
| Net increase (decrease) in net assets derived from contract transactions | (118,814)            | (256,719)  | (10,541)                 | (102,011)  | (96)                           | (51,264)  |
| Total increase (decrease) in net assets                                  | 4,649                | (189,947)  | 117,952                  | (44,046)   | 1,825                          | (48,073)  |
| Net assets at beginning of year  | 733,787              | 923,734    | 480,711                  | 524,757    | 77,231                         | 125,304   |
| Net assets at end of year  | \$ 738,436           | \$ 733,787 | \$ 598,663               | \$ 480,711 | \$ 79,056                      | \$ 77,231 |

For the Years Ended December 31

|  | Vanguard<br>Small Company<br>Growth |            | Vanguard<br>Mid-Cap<br>Index |            | Vanguard<br>REIT Index |            |
|--|-------------------------------------|------------|------------------------------|------------|------------------------|------------|
|  | 2021                                | 2020       | 2021                         | 2020       | 2021                   | 2020       |
| Increase (decrease) in net assets from operations:                       |                                     |            |                              |            |                        |            |
| Net investment income (loss)   | \$ (4,337)                          | \$ (2,364) | \$ (267)                     | \$ 1,456   | \$ 2,383               | \$ 6,001   |
| Realized gains (losses) on investments                                   | 45,778                              | 26,585     | 64,240                       | 41,463     | 7,930                  | (14,321)   |
| Unrealized appreciation (depreciation), net                              | 27,843                              | 73,045     | 41,451                       | 30,105     | 86,968                 | (26,659)   |
| Net increase (decrease) in net assets from operations                    | 69,284                              | 97,266     | 105,424                      | 73,024     | 97,281                 | (34,979)   |
| Contract transactions:   |                                     |            |                              |            |                        |            |
| Purchase payments  | 8,355                               | 2,689      | 1,600                        | 1,850      | 2,240                  | 759        |
| Transfers between subaccounts, net                                       | (33,470)                            | 3,734      | (16,213)                     | (947)      | 2,102                  | 4,318      |
| Withdrawals  | (92,673)                            | (35,193)   | (74,099)                     | (56,766)   | (9,923)                | (160,613)  |
| Contract maintenance fees  | (346)                               | (377)      | (234)                        | (308)      | (232)                  | (284)      |
| Net increase (decrease) in net assets derived from contract transactions | (118,134)                           | (29,147)   | (88,946)                     | (56,171)   | (5,813)                | (155,820)  |
| Total increase (decrease) in net assets                                  | (48,850)                            | 68,119     | 16,478                       | 16,853     | 91,468                 | (190,799)  |
| Net assets at beginning of year  | 550,007                             | 481,888    | 496,186                      | 479,333    | 253,202                | 444,001    |
| Net assets at end of year  | \$ 501,157                          | \$ 550,007 | \$ 512,664                   | \$ 496,186 | \$ 344,670             | \$ 253,202 |

See accompanying notes to financial statements

# SENTRY LIFE INSURANCE COMPANY

## Sentry Variable Account II NOTES TO FINANCIAL STATEMENTS

December 31, 2021 and 2020

### 1. Organization

The Sentry Variable Account II (the Variable Account) is a segregated investment account of Sentry Life Insurance Company (the Company), which is a stock company 100% owned by Sentry Insurance Company (SIC), formerly Sentry Insurance a Mutual Company (SIAMCO), and is registered with the Securities and Exchange Commission (SEC) as a unit investment trust pursuant to the provisions of the Investment Company Act of 1940. The Variable Account is an accounting entity wherein all segregated account transactions are reflected.

Effective January 1, 2021 (the effective date), SIAMCO reorganized its corporate structure (the reorganization). On the effective date and as part of the reorganization, SIAMCO converted to SIC, a stock insurer. SIC is 100% owned by Sentry Holdings, Inc., an intermediate holding company, which is 100% owned by Sentry Mutual Holding Company. The reorganization did not have a material impact on the Company or the Variable Account's financial statements.

The Variable Account was established by the Company on August 2, 1983 in support of variable annuity contracts, and commenced operations on May 3, 1984. The Company discontinued new sales of variable annuity contracts on December 1, 2004. Management of the Company has determined that there is no justification for substantial doubt regarding the Variable Account's ability to continue as a going concern.

The assets of each subaccount of the Variable Account are invested in shares of corresponding portfolios of Janus Henderson Series - Institutional Shares, T. Rowe Price Fixed Income Series, Inc., T. Rowe Price Equity Series, Inc., T. Rowe Price International Series, Inc., and Vanguard Variable Insurance Fund (collectively, the Funds) at each portfolio's net asset value (NAV) in accordance with the selection made by contract owners.

The Funds are diversified open-end investment management companies registered under the Investment Company Act of 1940. A copy of the Funds' annual reports is included in the Variable Account's Annual Report.

The Variable Account meets the definition of an investment company under Financial Accounting Standards Board (FASB) Accounting Standards Codification (ASC) Topic 946 and is following the accounting and reporting guidance under that Topic.

### 2. Significant Accounting Policies

The preparation of financial statements in conformity with U.S. generally accepted accounting principles may require management to make estimates and assumptions that affect the reported amounts of assets and liabilities and disclosure of contingent assets and liabilities, if any, at the date of the financial statements and the reported amounts of revenues and expenses during the reporting period. Actual results could differ from those estimates.

#### **Valuation of Investments**

Investments in shares of each of the Funds are valued on the closing net asset value per share at December 31, 2021. The Funds value their investment securities at fair value.

#### **Securities Transactions and Investment Income**

Transactions in shares of the Funds are recorded on the trade date if received by 3:00 p.m. central standard time (the date the order to buy and sell is executed). Dividend income is recorded on the ex-dividend date. The cost of Fund shares sold and the corresponding investment gains and losses are determined on a specific identification basis.

#### **Federal Income Taxes**

The Company is taxed as a life insurance company under the provisions of the Internal Revenue Code. The operations of the Variable Account are part of the total operations of the Company and are not taxed as a separate entity.

Under Federal income tax law, net investment income and net realized investment gains of the Variable Account which are applied to increase net assets are not taxed.

# SENTRY LIFE INSURANCE COMPANY

## Sentry Variable Account II NOTES TO FINANCIAL STATEMENTS

December 31, 2021 and 2020

### 2. Significant Accounting Policies (continued)

#### Subsequent Events

In connection with the preparation of the financial statements, the Company evaluated subsequent events after the financial statement date of December 31, 2021 through February 23, 2022, the date the financial statements were issued. No significant subsequent events were identified.

### 3. Purchases and Sales of Securities

In 2021, purchases and proceeds on sales of the Funds' shares were as follows:

|   | <u>Purchases</u>    | <u>Proceeds<br/>on Sales</u> |
|---|---------------------|------------------------------|
| Janus Henderson Research Portfolio            | \$ 79,243           | \$ 88,247                    |
| Janus Henderson Enterprise Portfolio          | 1,365,031           | 1,489,390                    |
| Janus Henderson Forty Portfolio               | 265,861             | 120,758                      |
| Janus Henderson Global Research Portfolio     | 23,436              | 17,489                       |
| Janus Henderson Balanced Portfolio            | 37,678              | 65,945                       |
| T. Rowe Price Government Money Portfolio      | 131,724             | 363,577                      |
| T. Rowe Price Limited Term Bond Portfolio     | 40,792              | 140,633                      |
| T. Rowe Price Equity Income Portfolio         | 136,165             | 167,298                      |
| * T. Rowe Price Moderate Allocation Portfolio | 385,602             | 394,410                      |
| T. Rowe Price Mid-Cap Growth Portfolio        | 81,424              | 31,471                       |
| T. Rowe Price International Stock Portfolio   | 13,037              | 33,272                       |
| Vanguard Balanced Portfolio                   | 60,461              | 134,998                      |
| Vanguard Equity Index Portfolio               | 27,383              | 17,862                       |
| Vanguard High Yield Bond Portfolio            | 6,235               | 4,010                        |
| Vanguard Small Company Growth Portfolio       | 38,880              | 133,613                      |
| Vanguard Mid-Cap Index Portfolio              | 43,372              | 97,291                       |
| Vanguard REIT Index Portfolio                 | 20,736              | 16,257                       |
| Total   | <u>\$ 2,757,060</u> | <u>\$ 3,316,521</u>          |

In 2020, purchases and proceeds on sales of the Funds' shares were as follows:

|   | <u>Purchases</u>    | <u>Proceeds<br/>on Sales</u> |
|---|---------------------|------------------------------|
| Janus Henderson Research Portfolio            | \$ 104,920          | \$ 139,915                   |
| Janus Henderson Enterprise Portfolio          | 999,096             | 1,130,379                    |
| Janus Henderson Forty Portfolio               | 130,365             | 85,556                       |
| Janus Henderson Global Research Portfolio     | 27,490              | 63,161                       |
| Janus Henderson Balanced Portfolio            | 78,596              | 267,633                      |
| T. Rowe Price Government Money Portfolio      | 133,314             | 25,248                       |
| T. Rowe Price Limited Term Bond Portfolio     | 104,998             | 118,349                      |
| T. Rowe Price Equity Income Portfolio         | 64,664              | 196,501                      |
| * T. Rowe Price Moderate Allocation Portfolio | 176,209             | 530,308                      |
| T. Rowe Price Mid-Cap Growth Portfolio        | 44,398              | 117,047                      |
| T. Rowe Price International Stock Portfolio   | 10,875              | 24,947                       |
| Vanguard Balanced Portfolio                   | 56,071              | 275,958                      |
| Vanguard Equity Index Portfolio               | 19,005              | 109,309                      |
| Vanguard High Yield Bond Portfolio            | 8,174               | 54,456                       |
| Vanguard Small Company Growth Portfolio       | 55,960              | 44,246                       |
| Vanguard Mid-Cap Index Portfolio              | 34,604              | 63,715                       |
| Vanguard REIT Index Portfolio                 | 21,628              | 165,091                      |
| Total   | <u>\$ 2,070,367</u> | <u>\$ 3,411,819</u>          |

\* Formerly T. Rowe Personal Strategy Balanced Portfolio

# SENTRY LIFE INSURANCE COMPANY

## Sentry Variable Account II NOTES TO FINANCIAL STATEMENTS

December 31, 2021 and 2020

### 4. Expenses and Related Party Transactions

A mortality and expense risk premium is deducted by the Company from the Variable Account on a daily basis which is equal, on an annual basis, to 1.20% (0.80% mortality and 0.40% expense risk) of the daily net asset value of the Variable Account. This mortality and expense risk premium compensates the Company for assuming these risks under the variable annuity contract.

The Company deducts, on the contract anniversary date, an annual contract maintenance charge of \$30, per contract holder, from the contract value by canceling accumulation units. If the contract is surrendered for its full surrender value, on other than the contract anniversary, the contract maintenance charge will be deducted at the time of such surrender. This charge reimburses the Company for administrative expenses relating to maintenance of the contract.

Any premium tax payable to a governmental entity as a result of the existence of the contracts or the Variable Account will be charged against the contract value. Premium taxes up to 3.0% are currently imposed by certain states. Some states assess their premium taxes at the time purchase payments are made; others assess their premium taxes at the time of annuitization. In the event contracts would be issued in states assessing their premium taxes at the time purchase payments are made, the Company currently intends to advance such premium taxes and deduct the premium taxes from a contract owner's contract value at the time of annuitization or surrender.

Sentry Equity Services, Inc., a related party, acts as the underwriter for the contract.

### 5. Fair Value Measurement

Fair value is defined as the price that would be received to sell an asset or paid to transfer a liability in an orderly transaction between market participants at the measurement date.

The Variable Account categorized its financial instruments into a three level hierarchy based on the priority of the inputs to the valuation technique. The fair value hierarchy gives the highest priority to quoted prices in active markets for identical assets or liabilities (Level 1) and the lowest priority to unobservable inputs (Level 3). If the inputs used to measure fair value fall within different levels of the hierarchy, the category level is based on the lowest priority level input that is significant to the fair value measurement of the instrument in its entirety.

The Company categorizes financial assets recorded at fair value as follows:

Level 1 - Unadjusted quoted prices accessible in active markets for identical assets at the measurement date. The assets utilizing Level 1 valuations represent investments in publicly-traded registered mutual funds with quoted market prices.

Level 2 - Unadjusted quoted prices for similar assets in active markets or inputs (other than quoted prices) that are observable or that are derived principally from or corroborated by observable market data through correlation or other means. The assets utilizing Level 2 valuations represent investments in privately-traded registered mutual funds only offered through insurance products. These funds have no unfunded commitments or restrictions and the Variable Account always has the ability to redeem its interest in the funds with the investee at NAV daily.

Level 3 - Prices or valuation techniques that require inputs that are both unobservable and significant to the overall fair value measurement.

The following table summarizes assets measured at fair value on a recurring basis as of December 31, 2021:

|                              | <u>Level 1</u> | <u>Level 2</u> | <u>Level 3</u> | <u>Total</u>  |
|------------------------------|----------------|----------------|----------------|---------------|
| Variable Account Investments | -              | \$ 30,569,107  | -              | \$ 30,569,107 |

The Variable Account only invests in funds with fair value measurements in Level 2 and did not have any assets or liabilities reported at fair value on a nonrecurring basis.

# SENTRY LIFE INSURANCE COMPANY

## Sentry Variable Account II NOTES TO FINANCIAL STATEMENTS

December 31, 2021 and 2020

### 6. Changes in Units Outstanding

The changes in units outstanding for the year ended December 31, 2021 were as follows:

|   | <u>Units<br/>Issued</u> | <u>Units<br/>Redeemed</u> | <u>Net Increase<br/>(Decrease)</u> |
|---|-------------------------|---------------------------|------------------------------------|
| Janus Henderson Research Portfolio            | 788                     | 2,888                     | (2,100)                            |
| Janus Henderson Enterprise Portfolio          | 222                     | 5,527                     | (5,305)                            |
| Janus Henderson Forty Portfolio               | 336                     | 2,044                     | (1,708)                            |
| Janus Henderson Global Research Portfolio     | 73                      | 794                       | (721)                              |
| Janus Henderson Balanced Portfolio            | 467                     | 1,396                     | (929)                              |
| T. Rowe Price Government Money Portfolio      | 6,638                   | 18,036                    | (11,398)                           |
| T. Rowe Price Limited Term Bond Portfolio     | 636                     | 3,346                     | (2,710)                            |
| T. Rowe Price Equity Income Portfolio         | 446                     | 3,874                     | (3,428)                            |
| * T. Rowe Price Moderate Allocation Portfolio | 132                     | 3,438                     | (3,306)                            |
| T. Rowe Price Mid-Cap Growth Portfolio        | 223                     | 336                       | (113)                              |
| T. Rowe Price International Stock Portfolio   | 223                     | 1,793                     | (1,570)                            |
| Vanguard Balanced Portfolio                   | 192                     | 3,175                     | (2,983)                            |
| Vanguard Equity Index Portfolio               | 18                      | 256                       | (238)                              |
| Vanguard High Yield Bond Portfolio            | 115                     | 117                       | (2)                                |
| Vanguard Small Company Growth Portfolio       | 169                     | 2,369                     | (2,200)                            |
| Vanguard Mid-Cap Index Portfolio              | 41                      | 1,749                     | (1,708)                            |
| Vanguard REIT Index Portfolio                 | 167                     | 278                       | (111)                              |

The changes in units outstanding for the year ended December 31, 2020 were as follows:

|   | <u>Units<br/>Issued</u> | <u>Units<br/>Redeemed</u> | <u>Net Increase<br/>(Decrease)</u> |
|---|-------------------------|---------------------------|------------------------------------|
| Janus Henderson Research Portfolio            | 1,503                   | 6,544                     | (5,041)                            |
| Janus Henderson Enterprise Portfolio          | 542                     | 5,347                     | (4,805)                            |
| Janus Henderson Forty Portfolio               | 320                     | 1,844                     | (1,524)                            |
| Janus Henderson Global Research Portfolio     | 350                     | 4,619                     | (4,269)                            |
| Janus Henderson Balanced Portfolio            | 1,218                   | 8,083                     | (6,865)                            |
| T. Rowe Price Government Money Portfolio      | 6,575                   | 855                       | 5,720                              |
| T. Rowe Price Limited Term Bond Portfolio     | 2,293                   | 2,843                     | (550)                              |
| T. Rowe Price Equity Income Portfolio         | 448                     | 6,432                     | (5,984)                            |
| * T. Rowe Price Moderate Allocation Portfolio | 159                     | 5,615                     | (5,456)                            |
| T. Rowe Price Mid-Cap Growth Portfolio        | 131                     | 1,961                     | (1,830)                            |
| T. Rowe Price International Stock Portfolio   | 300                     | 1,631                     | (1,331)                            |
| Vanguard Balanced Portfolio                   | 321                     | 8,108                     | (7,787)                            |
| Vanguard Equity Index Portfolio               | 55                      | 3,399                     | (3,344)                            |
| Vanguard High Yield Bond Portfolio            | 80                      | 2,172                     | (2,092)                            |
| Vanguard Small Company Growth Portfolio       | 301                     | 1,059                     | (758)                              |
| Vanguard Mid-Cap Index Portfolio              | 60                      | 1,422                     | (1,362)                            |
| Vanguard REIT Index Portfolio                 | 137                     | 4,251                     | (4,114)                            |

\* Formerly T. Rowe Personal Strategy Balanced Portfolio



# SENTRY LIFE INSURANCE COMPANY

## Sentry Variable Account II NOTES TO FINANCIAL STATEMENTS

December 31, 2021 and 2020

### 7. Financial Highlights

A summary of unit values, units outstanding and certain financial performance information for each subaccount for variable annuity contracts and the expense ratios, excluding expenses of the underlying funds, for the year ended December 31, 2021 is as follows:

|   |              | <u>Net Assets</u>           |                | <u>Expenses</u><br><u>as a % of</u><br><u>Average</u><br><u>Net</u><br><u>Assets #</u> |   | <u>Income</u><br><u>as a % of</u><br><u>Average</u><br><u>Net</u><br><u>Assets</u> |   | <u>Total</u><br><u>Return</u> |   |
|---|--------------|-----------------------------|----------------|--|---|--|---|-------------------------------|---|
|   | <u>Units</u> | <u>Unit</u><br><u>Value</u> | <u>(000's)</u> |  |   |  |   |                               |   |
| Janus Henderson Research Portfolio            | 42,678       | \$ 28.70                    | \$ 1,225       | 1.20   | % | 0.10   | % | 18.90                         | % |
| Janus Henderson Enterprise Portfolio          | 61,836       | 251.01                      | 15,521         | 1.20   |   | 0.32   |   | 15.43                         |   |
| Janus Henderson Forty Portfolio               | 44,804       | 50.66                       | 2,270          | 1.20   |   | -  |   | 21.43                         |   |
| Janus Henderson Global Research Portfolio     | 25,953       | 17.56                       | 456            | 1.20   |   | 0.53   |   | 16.68                         |   |
| Janus Henderson Balanced Portfolio            | 33,311       | 39.18                       | 1,305          | 1.20   |   | 0.91   |   | 15.80                         |   |
| T. Rowe Price Government Money Portfolio      | 23,476       | 19.62                       | 461            | 1.20   |   | 0.01   |   | (1.18)                        |   |
| T. Rowe Price Limited Term Bond Portfolio     | 20,093       | 38.65                       | 777            | 1.20   |   | 1.35   |   | (1.07)                        |   |
| T. Rowe Price Equity Income Portfolio         | 33,643       | 40.36                       | 1,358          | 1.20   |   | 1.58   |   | 24.05                         |   |
| * T. Rowe Price Moderate Allocation Portfolio | 35,078       | 103.83                      | 3,642          | 1.20   |   | 0.98   |   | 8.75                          |   |
| T. Rowe Price Mid-Cap Growth Portfolio        | 8,688        | 75.45                       | 656            | 1.20   |   | -  |   | 13.48                         |   |
| T. Rowe Price International Stock Portfolio   | 7,365        | 16.94                       | 125            | 1.20   |   | 0.54   |   | 0.10                          |   |
| Vanguard Balanced Portfolio                   | 17,692       | 41.74                       | 738            | 1.20   |   | 1.88   |   | 17.60                         |   |
| Vanguard Equity Index Portfolio               | 11,927       | 50.19                       | 599            | 1.20   |   | 1.23   |   | 27.02                         |   |
| Vanguard High Yield Bond Portfolio            | 3,012        | 26.25                       | 79             | 1.20   |   | 4.12   |   | 2.44                          |   |
| Vanguard Small Company Growth Portfolio       | 9,223        | 54.34                       | 501            | 1.20   |   | 0.41   |   | 12.85                         |   |
| Vanguard Mid-Cap Index Portfolio              | 9,025        | 56.80                       | 513            | 1.20   |   | 1.16   |   | 22.87                         |   |
| Vanguard REIT Index Portfolio                 | 6,235        | 55.28                       | 345            | 1.20   |   | 1.99   |   | 38.55                         |   |

A summary of unit values, units outstanding and certain financial performance information for each subaccount for variable annuity contracts and the expense ratios, excluding expenses of the underlying funds, for the year ended December 31, 2020 is as follows:

|   |              | <u>Net Assets</u>           |                | <u>Expenses</u><br><u>as a % of</u><br><u>Average</u><br><u>Net</u><br><u>Assets #</u> |   | <u>Income</u><br><u>as a % of</u><br><u>Average</u><br><u>Net</u><br><u>Assets</u> |   | <u>Total</u><br><u>Return</u> |   |
|---|--------------|-----------------------------|----------------|--|---|--|---|-------------------------------|---|
|   | <u>Units</u> | <u>Unit</u><br><u>Value</u> | <u>(000's)</u> |  |   |  |   |                               |   |
| Janus Henderson Research Portfolio            | 44,778       | \$ 24.14                    | \$ 1,081       | 1.20   | % | 0.41   | % | 31.37                         | % |
| Janus Henderson Enterprise Portfolio          | 67,141       | 217.44                      | 14,599         | 1.20   |   | 0.07   |   | 18.04                         |   |
| Janus Henderson Forty Portfolio               | 46,512       | 41.72                       | 1,940          | 1.20   |   | 0.27   |   | 37.75                         |   |
| Janus Henderson Global Research Portfolio     | 26,674       | 15.05                       | 401            | 1.20   |   | 0.73   |   | 18.62                         |   |
| Janus Henderson Balanced Portfolio            | 34,240       | 33.83                       | 1,158          | 1.20   |   | 1.77   |   | 12.95                         |   |
| T. Rowe Price Government Money Portfolio      | 34,874       | 19.86                       | 693            | 1.20   |   | 0.24   |   | (0.95)                        |   |
| T. Rowe Price Limited Term Bond Portfolio     | 22,803       | 39.07                       | 891            | 1.20   |   | 1.97   |   | 3.46                          |   |
| T. Rowe Price Equity Income Portfolio         | 37,071       | 32.54                       | 1,206          | 1.20   |   | 2.37   |   | (0.04)                        |   |
| * T. Rowe Price Moderate Allocation Portfolio | 38,384       | 95.48                       | 3,665          | 1.20   |   | 1.36   |   | 13.17                         |   |
| T. Rowe Price Mid-Cap Growth Portfolio        | 8,801        | 66.49                       | 585            | 1.20   |   | -  |   | 22.33                         |   |
| T. Rowe Price International Stock Portfolio   | 8,935        | 16.92                       | 151            | 1.20   |   | 0.57   |   | 13.08                         |   |
| Vanguard Balanced Portfolio                   | 20,675       | 35.49                       | 734            | 1.20   |   | 2.80   |   | 9.36                          |   |
| Vanguard Equity Index Portfolio               | 12,165       | 39.52                       | 481            | 1.20   |   | 1.75   |   | 16.79                         |   |
| Vanguard High Yield Bond Portfolio            | 3,014        | 25.62                       | 77             | 1.20   |   | 6.27   |   | 4.41                          |   |
| Vanguard Small Company Growth Portfolio       | 11,423       | 48.15                       | 550            | 1.20   |   | 0.67   |   | 21.71                         |   |
| Vanguard Mid-Cap Index Portfolio              | 10,733       | 46.23                       | 496            | 1.20   |   | 1.54   |   | 16.66                         |   |
| Vanguard REIT Index Portfolio                 | 6,346        | 39.90                       | 253            | 1.20   |   | 3.02   |   | (6.00)                        |   |

# Excluding the effect of the expenses of the underlying fund portfolios and administrative fees charged directly to contract holder accounts.

\* Formerly T. Rowe Personal Strategy Balanced Portfolio

# SENTRY LIFE INSURANCE COMPANY

## Sentry Variable Account II

### NOTES TO FINANCIAL STATEMENTS

December 31, 2021 and 2020

#### 7. Financial Highlights (continued)

A summary of unit values, units outstanding and certain financial performance information for each subaccount for variable annuity contracts and the expense ratios, excluding expenses of the underlying funds, for the year ended December 31, 2019 is as follows:

|   |              | <u>Net Assets</u> |                | <u>Expenses</u><br>as a % of<br>Average<br>Net<br>Assets # | <u>Income</u><br>as a % of<br>Average<br>Net<br>Assets | <u>Total</u><br><u>Return</u> |   |
|---|--------------|-------------------|----------------|--|--|-------------------------------|---|
|   | <u>Units</u> | <u>Value</u>      | <u>(000's)</u> | <u>Assets #</u>  | <u>Assets</u>  | <u>Assets</u>                 | % |
| Janus Henderson Research Portfolio            | 49,818       | \$ 18.37          | \$ 915         | 1.20   | 0.46   | 33.92                         | % |
| Janus Henderson Enterprise Portfolio          | 71,947       | 184.20            | 13,253         | 1.20   | 0.20   | 33.89                         |   |
| Janus Henderson Forty Portfolio               | 48,036       | 30.29             | 1,455          | 1.20   | 0.15   | 35.54                         |   |
| Janus Henderson Global Research Portfolio     | 30,943       | 12.69             | 393            | 1.20   | 1.00   | 27.52                         |   |
| Janus Henderson Balanced Portfolio            | 41,105       | 29.95             | 1,231          | 1.20   | 1.91   | 21.14                         |   |
| T. Rowe Price Government Money Portfolio      | 29,153       | 20.05             | 584            | 1.20   | 1.72   | 0.51                          |   |
| T. Rowe Price Limited Term Bond Portfolio     | 23,352       | 37.76             | 882            | 1.20   | 2.40   | 3.11                          |   |
| T. Rowe Price Equity Income Portfolio         | 43,054       | 32.55             | 1,401          | 1.20   | 2.30   | 24.90                         |   |
| * T. Rowe Price Moderate Allocation Portfolio | 43,841       | 84.37             | 3,699          | 1.20   | 1.94   | 18.38                         |   |
| T. Rowe Price Mid-Cap Growth Portfolio        | 10,631       | 54.35             | 578            | 1.20   | 0.11   | 29.74                         |   |
| T. Rowe Price International Stock Portfolio   | 10,266       | 14.96             | 154            | 1.20   | 2.04   | 26.26                         |   |
| Vanguard Balanced Portfolio                   | 28,461       | 32.46             | 924            | 1.20   | 2.69   | 21.04                         |   |
| Vanguard Equity Index Portfolio               | 15,508       | 33.84             | 525            | 1.20   | 1.64   | 29.75                         |   |
| Vanguard High Yield Bond Portfolio            | 5,106        | 24.54             | 125            | 1.20   | 6.18   | 14.30                         |   |
| Vanguard Small Company Growth Portfolio       | 12,181       | 39.56             | 482            | 1.20   | 0.51   | 26.59                         |   |
| Vanguard Mid-Cap Index Portfolio              | 12,096       | 39.63             | 479            | 1.20   | 1.50   | 29.33                         |   |
| Vanguard REIT Index Portfolio                 | 10,460       | 42.45             | 444            | 1.20   | 2.63   | 27.29                         |   |

A summary of unit values, units outstanding and certain financial performance information for each subaccount for variable annuity contracts and the expense ratios, excluding expenses of the underlying funds, for the year ended December 31, 2018 is as follows:

|  |              | <u>Net Assets</u> |                | <u>Expenses</u><br>as a % of<br>Average<br>Net<br>Assets # | <u>Income</u><br>as a % of<br>Average<br>Net<br>Assets | <u>Total</u><br><u>Return</u> |   |
|--|--------------|-------------------|----------------|--|--|-------------------------------|---|
|  | <u>Units</u> | <u>Value</u>      | <u>(000's)</u> | <u>Assets #</u>  | <u>Assets</u>  | <u>Assets</u>                 | % |
| Janus Henderson Research Portfolio                 | 49,758       | \$ 13.72          | \$ 683         | 1.20   | 0.56   | (3.75)                        |   |
| Janus Henderson Enterprise Portfolio               | 78,423       | 137.58            | 10,790         | 1.20   | 0.24   | (1.61)                        | % |
| Janus Henderson Forty Portfolio                    | 51,408       | 22.35             | 1,149          | 1.20   | -  | 0.76                          |   |
| Janus Henderson Global Research Portfolio          | 32,724       | 9.95              | 326            | 1.20   | 1.14   | (7.98)                        |   |
| Janus Henderson Balanced Portfolio                 | 44,096       | 24.73             | 1,090          | 1.20   | 2.15   | (0.52)                        |   |
| T. Rowe Price Government Money Portfolio           | 38,574       | 19.95             | 769            | 1.20   | 1.32   | 0.11                          |   |
| T. Rowe Price Limited Term Bond Portfolio          | 24,520       | 36.62             | 898            | 1.20   | 2.01   | (0.03)                        |   |
| T. Rowe Price Equity Income Portfolio              | 47,788       | 26.06             | 1,245          | 1.20   | 2.02   | (10.59)                       |   |
| T. Rowe Price Personal Strategy Balanced Portfolio | 53,766       | 71.27             | 3,832          | 1.20   | 1.77   | (6.22)                        |   |
| T. Rowe Price Mid-Cap Growth Portfolio             | 15,064       | 41.89             | 631            | 1.20   | -  | (3.21)                        |   |
| T. Rowe Price International Stock Portfolio        | 13,030       | 11.85             | 154            | 1.20   | 1.24   | (15.24)                       |   |
| Vanguard Balanced Portfolio                        | 29,444       | 26.82             | 790            | 1.20   | 2.38   | (4.57)                        |   |
| Vanguard Equity Index Portfolio                    | 11,418       | 26.08             | 298            | 1.20   | 1.75   | (5.65)                        |   |
| Vanguard High Yield Bond Portfolio                 | 5,502        | 21.47             | 118            | 1.20   | 4.91   | (3.90)                        |   |
| Vanguard Small Company Growth Portfolio            | 13,705       | 31.25             | 428            | 1.20   | 0.39   | (8.38)                        |   |
| Vanguard Mid-Cap Index Portfolio                   | 13,445       | 30.64             | 412            | 1.20   | 1.21   | (10.42)                       |   |
| Vanguard REIT Index Portfolio                      | 11,083       | 33.35             | 370            | 1.20   | 3.07   | (6.48)                        |   |

# Excluding the effect of the expenses of the underlying fund portfolios and administrative fees charged directly to contract holder accounts.

\* Formerly T. Rowe Personal Strategy Balanced Portfolio

# SENTRY LIFE INSURANCE COMPANY

## Sentry Variable Account II NOTES TO FINANCIAL STATEMENTS

December 31, 2021 and 2020

### 7. Financial Highlights (continued)

A summary of unit values, units outstanding and certain financial performance information for each subaccount for variable annuity contracts and the expense ratios, excluding expenses of the underlying funds, for the year ended December 31, 2017 is as follows:

|  |              | <b>Net Assets</b>     |                | <b>Expenses<br/>as a % of<br/>Average<br/>Net<br/>Assets #</b> | <b>Income<br/>as a % of<br/>Average<br/>Net<br/>Assets</b> | <b>Total<br/>Return</b> |
|--|--------------|-----------------------|----------------|--|--|-------------------------|
|  | <b>Units</b> | <b>Unit<br/>Value</b> | <b>(000's)</b> | <b>%</b>   | <b>%</b>   | <b>%</b>                |
| Janus Henderson Research Portfolio                 | 56,687       | \$ 14.25              | \$ 808         | 1.20   | 0.39   | 26.37                   |
| Janus Henderson Enterprise Portfolio               | 97,780       | 139.83                | 13,673         | 1.20   | 0.25   | 25.92                   |
| Janus Henderson Forty Portfolio                    | 54,952       | 22.18                 | 1,219          | 1.20   | -  | 28.78                   |
| Janus Henderson Global Research Portfolio          | 33,813       | 10.81                 | 366            | 1.20   | 0.84   | 25.53                   |
| Janus Henderson Balanced Portfolio                 | 45,883       | 24.86                 | 1,141          | 1.20   | 1.59   | 17.03                   |
| T. Rowe Price Government Money Portfolio           | 36,778       | 19.93                 | 733            | 1.20   | 0.34   | (0.86)                  |
| T. Rowe Price Limited Term Bond Portfolio          | 26,004       | 36.63                 | 953            | 1.20   | 1.46   | (0.15)                  |
| T. Rowe Price Equity Income Portfolio              | 50,290       | 29.15                 | 1,466          | 1.20   | 1.74   | 14.65                   |
| T. Rowe Price Personal Strategy Balanced Portfolio | 63,873       | 75.99                 | 4,854          | 1.20   | 1.52   | 16.02                   |
| T. Rowe Price Mid-Cap Growth Portfolio             | 16,390       | 43.28                 | 709            | 1.20   | -  | 23.30                   |
| T. Rowe Price International Stock Portfolio        | 15,563       | 13.98                 | 218            | 1.20   | 1.10   | 26.37                   |
| Vanguard Balanced Portfolio                        | 31,451       | 28.10                 | 884            | 1.20   | 2.30   | 13.36                   |
| Vanguard Equity Index Portfolio                    | 13,277       | 27.64                 | 367            | 1.20   | 1.82   | 20.22                   |
| Vanguard High Yield Bond Portfolio                 | 6,947        | 22.34                 | 155            | 1.20   | 4.89   | 5.74                    |
| Vanguard Small Company Growth Portfolio            | 14,556       | 34.11                 | 496            | 1.20   | 0.47   | 22.01                   |
| Vanguard Mid-Cap Index Portfolio                   | 14,818       | 34.21                 | 507            | 1.20   | 1.19   | 17.67                   |
| Vanguard REIT Index Portfolio                      | 12,341       | 35.66                 | 440            | 1.20   | 2.64   | 3.53                    |

# Excluding the effect of the expenses of the underlying fund portfolios and administrative fees charged directly to contract holder accounts.

### 8. Diversification Requirements

Under the provisions of Section 817(h) of the Internal Revenue Code of 1986 (the Code), as amended, a variable contract, other than a contract issued in connection with certain types of employee benefit plans, will not be treated as a variable contract for federal tax purposes for any period for which the investments of the segregated asset account on which the contract is based are not adequately diversified. Each subaccount is required to satisfy the requirements of Section 817(h). The Code provides that the "adequately diversified" requirement may be met if the underlying investments satisfy either the statutory safe harbor test or diversification requirements set forth in regulations issued by the Secretary of the Treasury.

The Secretary of the Treasury has issued regulations under Section 817(h) of the Code. The Variable Account intends that each of the subaccounts shall comply with the diversification requirements and, in the event of any failure to comply, will take immediate corrective action to assure compliance.



**PROSPECTUS**

May 1, 2022

T. ROWE PRICE

# Government Money Portfolio

The fund is only available as an investment option for variable annuity and variable life insurance contracts.

The Securities and Exchange Commission (SEC) has not approved or disapproved these securities or passed upon the adequacy of this prospectus. Any representation to the contrary is a criminal offense.

---

## Table of Contents

|          |  |    |
|----------|--|----|
| <b>1</b> | <b>SUMMARY</b>   |    |
|          | Government Money Portfolio   | 1  |
| <b>2</b> | <b>MORE ABOUT THE FUND</b>   |    |
|          | Management of the Fund   | 5  |
|          | More Information About the Fund's Investment Objective(s), Strategies, and Risks | 6  |
|          | Financial Highlights   | 10 |
|          | Disclosure of Fund Portfolio Information   | 10 |
| <b>3</b> | <b>T. ROWE PRICE ACCOUNT INFORMATION</b>   |    |
|          | Investing in T. Rowe Price Variable Insurance Portfolios                         | 11 |
|          | Distribution and Shareholder Servicing Fees                                      | 11 |
|          | Pricing of Shares and Transactions   | 11 |
|          | General Policies Relating to Transactions  | 13 |
|          | Information on Distributions and Taxes   | 15 |
|          | Rights Reserved by the Funds   | 16 |

**Investment Objective(s)**

The fund's goals are preservation of capital, liquidity, and, consistent with these, the highest possible current income.

**Fees and Expenses**

This table describes the fees and expenses that you may pay if you buy, hold, and sell shares of the fund. **There may be additional expenses that apply, as described in your insurance contract prospectus, which are not reflected in the table or the example below.**

**Fees and Expenses of the Fund**

|   | Annual fund operating expenses<br>(expenses that you pay each year as a<br>percentage of the value of your investment) |
|---|--|
| Management fees                             | 0.55 %   |
| Other expenses                              | —  |
| <b>Total annual fund operating expenses</b> | <b>0.55</b>  |

**Example** This example is intended to help you compare the cost of investing in the fund with the cost of investing in other mutual funds. The example assumes that you invest \$10,000 in the fund for the time periods indicated and then redeem all of your shares at the end of those periods, that your investment has a 5% return each year, and that the fund's operating expenses remain the same. Although your actual costs may be higher or lower, based on these assumptions your costs would be:

| 1 Year | 3 Years | 5 Years | 10 Years |
|--------|---------|---------|----------|
| \$ 56  | \$ 176  | \$ 307  | \$ 689   |

**Investments, Risks, and Performance****Principal Investment Strategies**

The fund is a money market fund managed in compliance with Rule 2a-7 under the Investment Company Act of 1940.

Under normal conditions, the fund invests at least 80% of its net assets in government securities and repurchase agreements that are collateralized by government securities. The fund qualifies as a "government money market fund" in accordance with Rule 2a-7. "Government money market funds" are required to invest at least 99.5% of their total assets in cash, U.S. government securities, and/or repurchase agreements that are fully collateralized by government securities or cash. Government securities include any security issued or guaranteed as to principal or interest by the U.S. government and its agencies or instrumentalities. A repurchase agreement is a contract under which the fund (buyer) purchases a security, usually a U.S. government or agency security, from a bank or well-established securities dealer (seller) that requires the seller to repurchase the securities from the fund at a specific price on a designated date (which is often the next business day).

Rule 2a-7 does not require government money market funds to impose liquidity fees or temporary redemption gates. The fund has no intention to voluntarily impose liquidity fees and/or redemption gates, although the fund's Board of Directors reserves the right to impose liquidity fees and redemption gates in the future.

The fund is managed to provide a stable share price of \$1.00 by investing in only U.S. dollar-denominated money market securities. Money market securities are generally high-quality, short-term obligations issued by companies or governmental entities. The securities purchased by the fund are subject to the maturity, quality, diversification, liquidity, and overall risk-limiting conditions and other requirements of Rule 2a-7. The fund's weighted average maturity will not exceed 60 calendar days, the fund's weighted average life will not exceed 120 calendar days, and the fund will not purchase any security with a remaining maturity longer than 397 calendar days (unless otherwise permitted by Rule 2a-7, such as certain variable and floating rate instruments). When calculating its weighted average maturity, the fund may shorten its maturity by using the interest rate resets of certain adjustable rate securities. The fund may not take into account these resets when calculating its weighted average life.

All securities purchased by the fund present minimal credit risk in the opinion of T. Rowe Price. In selecting securities for the fund, the portfolio manager may examine relationships among yields of various types and maturities of government money market securities in the context of interest rate outlooks. The fund's yield will fluctuate with changes in short-term interest rates.

## Principal Risks

As with any mutual fund, there can be no guarantee the fund will achieve its objective(s). You could lose money by investing in the fund. Although the fund seeks to preserve the value of your investment at \$1.00 per share, it cannot guarantee it will do so. An investment in the fund is not insured or guaranteed by the Federal Deposit Insurance Corporation or any other government agency. T. Rowe Price Associates, Inc., has no legal obligation to provide financial support to the fund, and you should not expect that T. Rowe Price Associates, Inc., will provide financial support to the fund at any time.

Some money market funds have experienced significant pressures from shareholder redemptions, issuer credit downgrades, illiquid markets, and historically low yields on the securities they can hold. There have been a very small number of money market funds in other fund companies that have “broken the buck,” which means that those funds’ investors did not receive \$1.00 per share for their investment in those funds. The SEC has proposed amendments to the rules applicable to money market funds, which, if adopted as proposed, could change the investment strategies, operations, and/or liquidity for certain money market funds. The potential for realizing a loss of principal in the fund could derive from:

**Stable net asset value** The fund may not be able to maintain a stable \$1.00 share price at all times. The fund’s shareholders should not rely on or expect the fund’s investment adviser or an affiliate to purchase distressed assets from the fund, enter into capital support agreements with the fund, make capital infusions into the fund, or take other actions to help the fund maintain a stable \$1.00 share price.

**Interest rates** A decline in interest rates may lower the fund’s yield, or a rise in the overall level of interest rates may cause a decline in the prices of fixed income securities held by the fund. The fund’s yield will vary; it is not fixed for a specific period like the yield on a bank certificate of deposit. This is a disadvantage when interest rates are falling because the fund would have to reinvest proceeds of maturing securities at lower interest rates. During periods of extremely low short-term interest rates, the fund may not be able to maintain a positive yield and, given the current low interest rate environment, risks associated with rising rates are currently heightened. In addition, the adoption of more stringent regulations governing the management of money market funds could have a negative effect on the fund’s yield.

**Credit quality** An issuer of a debt instrument could suffer an adverse change in financial condition that results in a payment default (failure to make scheduled interest or principal payments), a rating downgrade, or an inability to meet a financial obligation. Although the fund only purchases securities that present minimal credit risk in the opinion of T. Rowe Price, the credit quality of the fund’s holdings could change rapidly during periods of market stress. The fund’s overall credit risk is relatively low since it invests in securities that are backed by the full faith and credit of the U.S. government.

**Market conditions** The value of the fund’s investments may decrease, sometimes rapidly or unexpectedly, due to factors affecting an issuer held by the fund, particular industries, or the overall securities markets. A variety of factors can increase the volatility of the fund’s holdings and markets generally, including political or regulatory developments, recessions, inflation, rapid interest rate changes, war, military conflict, or acts of terrorism, natural disasters, and outbreaks of infectious illnesses or other widespread public health issues such as the coronavirus pandemic and related governmental and public responses (including sanctions). Certain events may cause instability across global markets, including reduced liquidity and disruptions in trading markets, while some events may affect certain geographic regions, countries, sectors, and industries more significantly than others. Government intervention in markets may impact interest rates, market volatility, and security pricing. These adverse developments may cause broad declines in market value due to short-term market movements or for significantly longer periods during more prolonged market downturns.

**Repurchase agreements** A counterparty to a repurchase agreement may become insolvent or fail to repurchase securities from the fund as required, which could increase the fund’s costs or prevent the fund from immediately accessing its collateral.

**Liquidity** The fund may not be able to sell a holding in a timely manner at its current carrying value. Periods of reduced liquidity in money markets could require the fund to liquidate its assets at inopportune times or at a depressed value, cause the fund to be unable to meet redemption requests without dilution of the remaining shareholders’ interests in the fund, and potentially affect the fund’s ability to maintain a \$1.00 share price.

**Redemptions** The fund may be subject to periods of increased redemptions that could cause the fund to sell its assets at disadvantageous times or at a depressed value or loss, particularly during periods of declining or illiquid markets, and that could affect the fund’s ability to maintain a stable \$1.00 share price.

**Cybersecurity breaches** The fund could be harmed by intentional cyberattacks and other cybersecurity breaches, including unauthorized access to the fund’s assets, customer data and confidential shareholder information, or other proprietary information. In

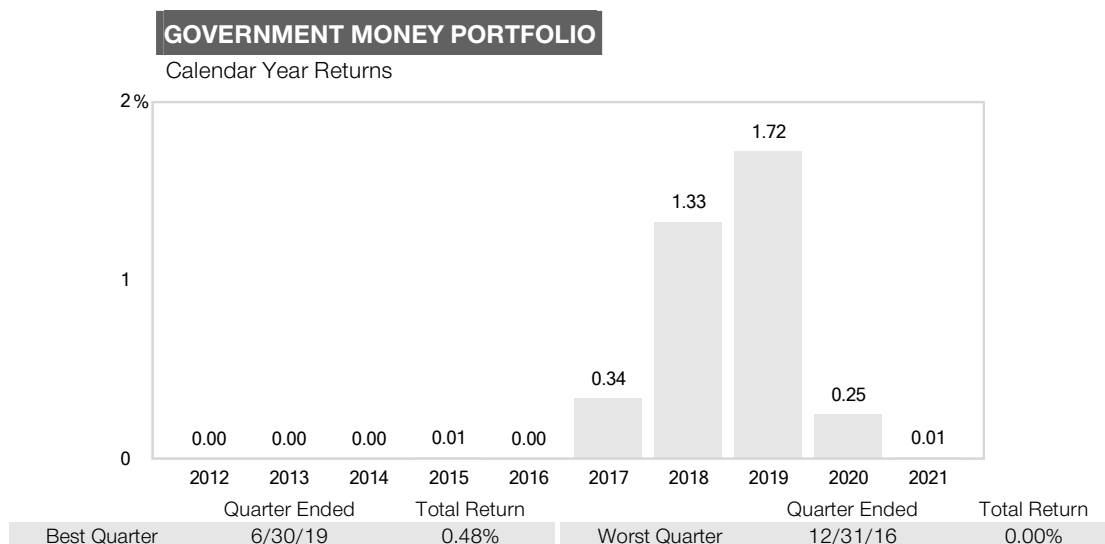
addition, a cybersecurity breach could cause one of the fund's service providers or financial intermediaries to suffer unauthorized data access, data corruption, or loss of operational functionality.

### Performance

The following performance information provides some indication of the risks of investing in the fund. The fund's performance information represents only past performance and is not necessarily an indication of future results.

The performance for the periods prior to May 1, 2016, reflects the performance of the fund while it was named the T. Rowe Price Prime Reserve Portfolio. Prior to May 1, 2016, the fund operated as a prime money market fund and invested in certain types of securities that the fund is no longer permitted to hold. Consequently, the performance information below may have been different if the current investment limitations had been in effect during the period prior to the fund's conversion to a government money market fund.

The following bar chart illustrates how much returns can differ from year to year by showing calendar year returns and the best and worst calendar quarter returns during those years for the fund.



The following table shows the average annual total returns for the fund, and also compares the returns with the returns of a comparative index that has investment characteristics similar to those of the fund.

### Average Annual Total Returns

| Periods ended<br>December 31, 2021  |        |         |          |                   |
|---|--------|---------|----------|-------------------|
|   | 1 Year | 5 Years | 10 Years | Inception<br>date |
| Government Money Portfolio  | 0.01 % | 0.73 %  | 0.36 %   | 12/31/1996        |
| Lipper Variable Annuity Underlying U.S. Government Money Market Funds Average | 0.01   | 0.72    | 0.37     |                   |

Updated performance information is available through [troweprice.com](https://www.troweprice.com).

### Management

**Investment Adviser** T. Rowe Price Associates, Inc. (T. Rowe Price or Price Associates)

| Portfolio Manager   | Title                                     | Managed<br>Fund<br>Since | Joined<br>Investment<br>Adviser |
|---------------------|---|--------------------------|---------------------------------|
| Douglas D. Spratley | Chair of Investment<br>Advisory Committee | 2020                     | 2008                            |



**Purchase and Sale of Fund Shares**

At a Board meeting held on March 9, 2021, the fund's Board of Directors approved the liquidation and dissolution of the fund. The liquidation is expected to occur on May 6, 2022 (Liquidation Date). Prior to the Liquidation Date, the assets of the fund will be liquidated at the discretion of the fund's portfolio management and the fund will cease to pursue its investment objective. The fund is currently closed to new insurance providers. In anticipation of the liquidation, effective after the close of the New York Stock Exchange (normally 4 p.m. ET) on May 2, 2022, the fund will no longer accept purchases of additional shares from existing insurance company separate accounts (other than shares purchased through the reinvestment of dividends). The fund reserves the right, when T. Rowe Price determines that it is not adverse to the fund's interests, to permit certain types of insurance companies to open new accounts in the fund, to impose further restrictions, or to close the fund to any additional investments, all without prior notice.

Any insurance company separate accounts that have not redeemed their shares prior to the Liquidation Date will have their shares redeemed in cash and a check or wire representing their proportionate interest in the net assets of the fund as of the Liquidation Date will be sent to the insurance company or intermediary.

The fund is not sold directly to the general public but is instead offered as an underlying investment option for variable annuity or variable life insurance contracts. Although the fund does not require a minimum amount for initial or subsequent purchases from insurance companies, your insurance company may impose investment minimums for your purchases of the fund.

Subject to the fund's pending closure, you may purchase, redeem, or exchange shares of the fund on any day the New York Stock Exchange is open for business. You must purchase, redeem, and exchange shares through your insurance company.

**Tax Information**

The fund distributes any dividends and capital gains to its shareholders, which are the insurance company separate accounts that sponsor your variable annuity or variable life insurance contract. Variable product owners seeking to understand the tax consequences of their investment, including redemptions of fund shares and the impact of dividend and capital gains distributions by the fund, should consult with the insurance company that issued their variable product or refer to their variable annuity or variable life insurance contract prospectus.

**Payments to Insurance Companies, Broker-Dealers, and Other Financial Intermediaries**

The fund is generally available only through variable annuity or variable life insurance contracts. The fund and/or its related companies may make payments to a sponsoring insurance company or other financial intermediary for the sale of fund shares and related services. These payments may create a conflict of interest by influencing the insurance company or other financial intermediary to recommend the fund over another investment option or by influencing an insurance company to include the fund as an underlying investment option in a variable contract. The prospectus (or other offering document) for your variable contract may contain additional information about these payments. Ask your insurance company or financial intermediary, or visit your insurance company's or financial intermediary's website, for more information.

**MANAGEMENT OF THE FUND**

---

**Investment Adviser(s)**

T. Rowe Price is the fund's investment adviser and oversees the selection of the fund's investments and management of the fund's portfolio pursuant to an investment management agreement between the investment adviser and the fund. T. Rowe Price is the investment adviser for all funds sponsored and managed by T. Rowe Price (T. Rowe Price Funds); is an SEC-registered investment adviser that provides investment management services to individual and institutional investors and sponsors; and serves as adviser and subadviser to registered investment companies, institutional separate accounts, and common trust funds. The address for T. Rowe Price is 100 East Pratt Street, Baltimore, Maryland 21202. As of December 31, 2021, T. Rowe Price and its affiliates (Firm) had approximately \$1.69 trillion in assets under management and provided investment management services for more than 6.4 million individual and institutional investor accounts.

**Portfolio Management**

T. Rowe Price has established an Investment Advisory Committee with respect to the fund. The committee chair is ultimately responsible for the day-to-day management of the fund's portfolio and works with the committee in developing and executing the fund's investment program. The members of the committee are as follows: Douglas D. Spratley, chair, Maria H. Condez, Cheryl A. Mickel, Rachel Protzman, Chen Shao, and Mitch Unger. The following information provides the year that the chair first joined the Firm and the chair's specific business experience during the past five years (although the chair may have had portfolio management responsibilities for a longer period). Mr. Spratley became cochair in 2020 and sole chair in 2021. Mr. Spratley joined the Firm in 2008, and his investment experience dates from 1996. During the past five years, he has served as the head of U.S. Fixed Income Trading Money Markets and as a money market trader at the Firm. The Statement of Additional Information (SAI) provides additional information about the portfolio manager's compensation, other accounts managed by the portfolio manager, and the portfolio manager's ownership of the fund's shares.

**The Management Fee**

The fund pays the investment adviser an annual all-inclusive management fee of 0.55% based on the fund's average daily net assets. The management fee is calculated and accrued daily, and it includes investment management services and ordinary, recurring operating expenses but does not cover interest; expenses related to borrowings, taxes, brokerage, and other transaction costs; or nonrecurring, extraordinary expenses.

In an effort to maintain a zero or positive net yield for the fund, T. Rowe Price may voluntarily waive all or a portion of the management fee it is entitled to receive from the fund or reimburse all or a portion of the fund's operating expenses. T. Rowe Price may amend or terminate this arrangement at any time without prior notice.

A discussion about the factors considered by the fund's Board of Directors (Board) and its conclusions in approving the fund's investment management agreement (and any subadvisory agreement, if applicable) appear in the fund's shareholder report for the period ended June 30.

**Variable Annuity Contracts and Variable Life Insurance Charges**

Variable annuity and variable life insurance fees and charges imposed on contract holders and participants by the insurance companies are in addition to those described previously and are described in the variable annuity contract and variable life insurance prospectuses.

**Variable Annuity Contracts and Variable Life Insurance Conflicts**

The fund may serve as an investment medium for both variable annuity contracts and variable life insurance policies. Shares of the fund may be offered to separate accounts established by any number of insurance companies. The fund currently does not foresee any disadvantages to variable annuity contract owners due to the fact that the fund may serve as an investment medium for both variable annuity contracts and variable life insurance policies; however, due to differences in tax treatment or other considerations, it is theoretically possible that the interests of owners of variable annuity contracts and variable life insurance policies for which the fund serves as an investment medium might at some time be in conflict. The fund's Board is required to monitor events to identify any material conflicts between variable annuity contract owners and variable life policy owners, and will determine what action, if any,

should be taken in the event of such a conflict. If such a conflict were to occur, an insurance company participating in the fund might be required to redeem the investment of one or more of its separate accounts from the fund. This might force the fund to sell securities at disadvantageous prices.

---

**MORE INFORMATION ABOUT THE FUND'S INVESTMENT OBJECTIVE(S), STRATEGIES, AND RISKS**

---

At a Board meeting held on March 9, 2021, the fund's Board of Directors approved the liquidation and dissolution of the fund. The liquidation is expected to occur on May 6, 2022 (Liquidation Date). Prior to the Liquidation Date, the assets of the fund will be liquidated at the discretion of the fund's portfolio management and the fund will cease to pursue its investment objective. The fund is currently closed to new insurance providers. In anticipation of the liquidation, effective after the close of the New York Stock Exchange (normally 4 p.m. ET) on May 2, 2022, the fund will no longer accept purchases of additional shares from existing insurance company separate accounts (other than shares purchased through the reinvestment of dividends). The fund reserves the right, when T. Rowe Price determines that it is not adverse to the fund's interests, to permit certain types of insurance companies to open new accounts in the fund, to impose further restrictions, or to close the fund to any additional investments, all without prior notice.

Any insurance company separate accounts that have not redeemed their shares prior to the Liquidation Date will have their shares redeemed in cash and a check representing their proportionate interest in the net assets of the fund as of the Liquidation Date will be sent to the insurance company or intermediary.

**Investment Objective(s)**

The fund's goals are preservation of capital, liquidity, and, consistent with these, the highest possible current income.

**Principal Investment Strategies**

The fund is a money market fund managed in compliance with Rule 2a-7 under the Investment Company Act of 1940. Under normal conditions, the fund invests at least 80% of its net assets (including any borrowings for investment purposes) in government securities and repurchase agreements that are collateralized by government securities. The fund qualifies as a "government money market fund" in accordance with Rule 2a-7. "Government money market funds" are required to invest at least 99.5% of their total assets in cash, U.S. government securities, and/or repurchase agreements that are fully collateralized by government securities or cash. A government security is a security issued or guaranteed as to principal or interest by the U.S. government and its agencies or instrumentalities. A repurchase agreement is a contract under which the fund (buyer) purchases a security, usually a U.S. government or agency security, from a bank or well-established securities dealer (seller) that requires the seller to repurchase the securities from the fund at a specific price on a designated date (which is often the next business day).

Rule 2a-7 requires money market funds to purchase securities that have a remaining maturity of no more than 397 calendar days (unless otherwise permitted under Rule 2a-7) and that have been determined by a money market fund's Board (or the fund's investment adviser, if the Board delegates such power to the adviser) to present minimal credit risks to the fund. T. Rowe Price will consider certain factors when determining whether a security presents minimal credit risks to the fund, including the capacity of each security's issuer or guarantor to meet its financial obligations. The adviser generally relies on its own credit ratings when selecting investments for the fund. A security may need to be sold if its maturity or credit quality changes and no longer meets the requirements of Rule 2a-7.

The fund's weighted average maturity will not exceed 60 calendar days, the fund's weighted average life will not exceed 120 calendar days, and the fund will not purchase any security with a remaining maturity longer than what is permitted under Rule 2a-7. The fund's yield will fluctuate in response to changes in interest rates, but the fund is managed to maintain a stable share price of \$1.00.

The fund may sell holdings for a variety of reasons, such as to adjust the portfolio's average maturity or to shift assets into and out of higher-yielding or different sectors.

The fund invests in the following types of securities or assets:

**Money Market Securities**

Money market securities are short-term obligations issued by companies or governmental entities. Money market securities may be interest-bearing or discounted to reflect the rate of interest paid. In the case of interest-bearing securities, the issuer has a contractual obligation to pay coupon interest at a stated rate on specific dates and to repay the face value on a specified date. In the case of a discount security, no coupon interest is paid, but the security's price is discounted so that the interest is accrued until the security

matures at face value. In either case, an issuer may have the right to redeem or “call” the security before maturity, and the investor may have to reinvest the proceeds at lower market rates.

Except for adjustable rate instruments, a money market security’s interest rate, as reflected in the coupon rate or discount, is usually fixed for the life of the security. Its current yield (coupon or discount as a percent of current price) will fluctuate to reflect changes in interest rate levels. A money market security’s price usually rises when interest rates fall, and vice versa.

Money market securities may be unsecured (backed by the issuer’s general creditworthiness only) or secured (also backed by specified collateral).

Certain money market securities have interest rates that are adjusted periodically. These interest rate adjustments tend to minimize fluctuations in the securities’ principal values. When calculating its weighted average maturity, the fund may use the interest rate resets to shorten the maturity of these securities in accordance with Rule 2a-7. The fund may not use these interest rate resets to shorten the maturity of these securities when calculating its weighted average life.

The main types of money market securities in which the fund can invest include:

**Agency Notes** Debt obligations of agencies sponsored by the U.S. government that are not backed by its full faith and credit. Agency notes are supported only by the credit of the instrumentality, which may or may not include the right of the issuer to borrow from the U.S. Treasury.

**U.S. Treasury Securities** The fund may purchase securities issued by the U.S. Treasury, which are debt obligations of the U.S. government. Such securities are backed by the full faith and credit of the U.S. government. U.S. Treasury securities may include Treasury Inflation Protected Securities, which unlike conventional Treasury securities, are structured to provide some protection against rising inflation. U.S. Treasury securities may also include floating rate U.S. Treasury notes and Treasury STRIPS, which are zero-coupon securities created by separating the principal and interest payments on U.S. Treasury securities. The fund may also purchase Treasury bills, which are sold at a discount and mature at par, while notes and bonds are issued as coupon-bearing instruments that pay interest every six months and mature at par. Bills mature in six months or less. All are backed by the full faith and credit of the U.S. government.

**Other Securities Backed by the Full Faith and Credit of the U.S. Government** The fund may purchase securities of U.S. government agencies and instrumentalities that are backed by the full faith and credit of the U.S. government, such as securities of the Government National Mortgage Association, the Federal Housing Administration, the General Services Administration, the Maritime Administration, and the Small Business Administration. These may also include securities issued by nongovernmental entities as long as they are guaranteed by a government agency or instrumentality, and any other securities that are backed by the full faith and credit of the U.S. government as they become available.

**Repurchase Agreements** Contracts under which the fund (buyer) purchases a security, usually a U.S. government or agency security, from a bank or well-established securities dealer (seller) that requires the seller to repurchase the securities from the fund at a specific price on a designated date (which is often the next business day). The fund will only enter into repurchase agreements that are fully collateralized and involve securities of the type (excluding any maturity limitations) in which it could otherwise invest, to the extent permitted by Rule 2a-7 under the Investment Company Act of 1940. In addition, the fund will only enter into repurchase agreements with counterparties (and, for centrally cleared repurchase agreements, sponsoring members) that are approved by T. Rowe Price.

### Principal Risks

Consistent with the fund’s objective(s), the portfolio manager uses various tools to try to reduce risks and increase total return, including:

- attempting to reduce the impact of a single holding on the fund’s net asset value;
- thorough credit research performed by T. Rowe Price analysts; and
- maturity adjustments to reflect the portfolio manager’s interest rate outlook.

The principal risks associated with the fund’s principal investment strategies include the following:

**Stable net asset value** The fund may not be able to maintain a stable \$1.00 share price at all times. If a money market fund fails to maintain a stable net asset value, or if there is a perceived threat that a money market fund is likely to fail to maintain a stable net asset value, money market funds in general, including the fund, could experience significant redemption activity. This could reduce the market prices of securities held by the fund and make it more difficult for the fund to maintain a stable \$1.00 share price. The fund’s

shareholders should not rely on or expect the fund's investment adviser or an affiliate to purchase distressed assets from the fund, enter into capital support agreements with the fund, make capital infusions into the fund, or take other actions to help the fund maintain a stable \$1.00 share price.

**Interest rates** A decline in interest rates may lower the fund's yield, or a rise in the overall level of interest rates may cause a decline in the prices of fixed income securities held by the fund. The fund's yield will vary; it is not fixed for a specific period like the yield on a bank certificate of deposit. Recent and potential future changes in monetary policy made by central banks and/or governments are likely to affect the level of interest rates. Although money market funds try to minimize this risk by purchasing short-term securities, during periods of extremely low or negative short-term interest rates, the fund may not be able to maintain a positive yield or yields on par with historical levels. In addition, the adoption of more stringent regulations governing the management of money market funds could have a negative effect on the fund's yield.

**Credit quality** An issuer of a debt instrument held by the fund may default (fail to make scheduled interest or principal payments), or the counterparty to a contract may be unable or unwilling to honor its obligations, potentially reducing the fund's income and share price. Credit risk is increased when a portfolio security is downgraded or the perceived financial condition of the issuer or counterparty deteriorates. Rule 2a-7 requires money market funds to purchase securities that have a maturity of no more than 397 calendar days, and which have been determined by T. Rowe Price, pursuant to guidelines approved by the fund's Board, to present minimal credit risk to the fund.

The fund is subject to the risk that T. Rowe Price's credit risk determinations may be incorrect. In addition, the credit quality of a money market fund's portfolio securities can change rapidly in certain market conditions, which could result in significant net asset value deterioration and the inability to maintain a net asset value of \$1.00 per share. Shareholders may bear the risk if the fund is unable to maintain a net asset value of \$1.00 per share.

**Market conditions** The value of investments held by the fund may decline, sometimes rapidly or unpredictably, due to factors affecting certain issuers, particular industries or sectors, or the overall markets. Rapid or unexpected changes in market conditions could cause the fund to liquidate its holdings at inopportune times or at a loss or depressed value. The value of a particular holding may decrease due to developments related to that issuer but also due to general market conditions, including real or perceived economic developments, such as changes in interest rates, credit quality, inflation, or currency rates, or generally adverse investor sentiment. The value of a holding may also decline due to factors that negatively affect a particular industry or sector, such as labor shortages, increased production costs, or competitive conditions. In addition, local, regional, or global events such as war, military conflict, acts of terrorism, political and social unrest, regulatory changes, recessions, shifts in monetary or trade policies, natural or environmental disasters, and the spread of infectious diseases or other public health issues could have a significant negative impact on securities markets and the fund's investments. Any of these events may lead to unexpected suspensions or closures of securities exchanges; travel restrictions or quarantines; business disruptions and closures; inability to obtain raw materials, supplies and component parts; reduced or disrupted operations for the fund's service providers or issuers in which the fund invests; and an extended adverse impact on global market conditions. Government intervention in markets may impact interest rates, market volatility, and security pricing. The occurrence, reoccurrence, and uncertainty of widespread diseases and health crises could adversely affect the economies (including through changes in business activity and increased unemployment) and financial markets of specific countries or worldwide.

**Repurchase agreements** The counterparty to a repurchase agreement may be unable to repurchase the securities from the fund as required, causing the fund to experience delays in accessing its collateral or additional costs in disposing of the collateral. If a counterparty becomes insolvent and seeks relief under the bankruptcy laws, the fund may be limited or delayed in its ability to exercise its rights to liquidate assets or may be required to accept collateral related to a repurchase agreement that will need to be liquidated in order to maintain compliance with the fund's investment restrictions.

**Liquidity** The fund may not be able to meet requests to redeem shares issued by the fund without significant dilution of the remaining shareholders' interests in the fund. In addition, the fund may not be able to sell a holding in a timely manner at a desired price. Sectors of the bond and money markets can experience sudden downturns in trading activity. During periods of reduced market liquidity, the spread between the price at which a security can be bought and the price at which it can be sold can widen, and the fund may not be able to sell a holding readily at a price that reflects what the fund believes it should be worth.

**Redemptions** If a money market fund fails to maintain a stable net asset value, or if it is perceived that a money market fund's net asset value is likely to fluctuate, other money market funds, including the fund, could be subject to increased redemption activity, which could adversely affect the fund's net asset value. The fund may be subject to periods of significant redemptions that could cause the fund to sell its assets at disadvantageous times or at a depressed value or loss, particularly during periods of declining or illiquid

markets, and that could affect the fund's ability to maintain a stable \$1.00 share price. The redemption by one or more large shareholders of their holdings in the fund could cause the remaining shareholders in the fund to lose money.

**Cybersecurity breaches** The fund may be subject to operational and information security risks resulting from breaches in cybersecurity. Cybersecurity breaches may involve deliberate attacks and unauthorized access to the digital information systems (for example, through "hacking" or malicious software coding) used by the fund or its third-party service providers but may also result from outside attacks such as denial-of-service attacks, which are efforts to make network services unavailable to intended users. These breaches may, among other things, result in financial losses to the fund and its shareholders, cause the fund to lose proprietary information, disrupt business operations, or result in the unauthorized release of confidential information. Further, cybersecurity breaches involving the fund's third-party service providers, financial intermediaries, trading counterparties, or issuers in which the fund invests could subject the fund to many of the same risks associated with direct breaches.

### **Additional Investment Management Practices**

As a money market fund, the fund typically focuses its investments on high-quality, short-term securities. However, the fund may purchase any security that meets the requirements of Rule 2a-7, such as a longer-term security with features that shorten the security's effective maturity. Such holdings are subject to the risk that they will not in the future be considered eligible investments under Rule 2a-7, resulting in the fund selling the holding at a loss.

The SAI contains more detailed information about the fund and its investments, operations, and expenses. The fund's investments may be subject to further restrictions and risks described in the SAI.

### **Borrowing Money and Transferring Assets**

The fund may borrow from banks, other persons, and other T. Rowe Price Funds for temporary or emergency purposes, to facilitate redemption requests, or for other purposes consistent with the fund's policies as set forth in this prospectus and the SAI. Such borrowings may be collateralized with the fund's assets, subject to certain restrictions.

Borrowings may not exceed 33⅓% of the fund's total assets. This limitation includes any borrowings for temporary or emergency purposes, applies at the time of the transaction, and continues to the extent required by the Investment Company Act of 1940.

### **Meeting Redemption Requests**

We expect that the fund will hold cash or cash equivalents to meet redemption requests. The fund may also use the proceeds from the sale of portfolio securities to meet redemption requests if consistent with the management of the fund. These redemption methods will be used regularly and may also be used in deteriorating or stressed market conditions. The fund reserves the right to pay redemption proceeds with securities from the fund's portfolio rather than in cash (redemptions in-kind), as described under "Large Redemptions." Redemptions in-kind are typically used to meet redemption requests that represent a large percentage of the fund's net assets in order to minimize the effect of large redemptions on the fund and its remaining shareholders. In general, any redemptions in-kind will represent a pro-rata distribution of the fund's securities, subject to certain limited exceptions. Redemptions in-kind may be used regularly in circumstances as described above (generally if the shareholder is able to accept securities in-kind) and may also be used in stressed market conditions.

The fund, along with other T. Rowe Price Funds, is a party to an interfund lending exemptive order received from the SEC that permits the T. Rowe Price Funds to borrow money from and/or lend money to other T. Rowe Price Funds to help the funds meet short-term redemptions and liquidity needs.

During periods of deteriorating or stressed market conditions, when an increased portion of the fund's portfolio may be composed of holdings with reduced liquidity or lengthy settlement periods, or during extraordinary or emergency circumstances, the fund may be more likely to pay redemption proceeds with cash obtained through interfund lending or short-term borrowing arrangements (if available) or by redeeming a large redemption request in-kind.

### **Temporary Defensive and Reserve Position**

In response to market, economic, political, or other conditions, a fund may temporarily use a different investment strategy (including leaving a significant portion of the fund's assets uninvested or in cash) for defensive purposes. Uninvested assets do not earn income for a fund, which may have a significant negative impact on the fund's yield and may prevent the fund from achieving its investment objective.

## FINANCIAL HIGHLIGHTS

The Financial Highlights table, which provides information about the fund's financial history, is based on a single share outstanding throughout the periods shown. The table is part of the fund's financial statements, which are included in its annual report and are incorporated by reference into the SAI (available upon request). The financial statements in the annual report were audited by the fund's independent registered public accounting firm, PricewaterhouseCoopers LLP.

### FINANCIAL HIGHLIGHTS

For a share outstanding throughout each period

|  | Year Ended       |                  |                  |                  |                  |
|--|------------------|------------------|------------------|------------------|------------------|
|  | 12/31/21         | 12/31/20         | 12/31/19         | 12/31/18         | 12/31/17         |
| <b>NET ASSET VALUE</b>                     |                  |                  |                  |                  |                  |
| Beginning of period                        | \$ 1.00          | \$ 1.00          | \$ 1.00          | \$ 1.00          | \$ 1.00          |
| Investment activities                      |                  |                  |                  |                  |                  |
| Net investment income <sup>(1)(2)(3)</sup> | — <sup>(4)</sup> | — <sup>(4)</sup> | 0.02             | 0.01             | — <sup>(4)</sup> |
| Net realized and unrealized gain/loss      | — <sup>(4)</sup> | — <sup>(4)</sup> | — <sup>(4)</sup> | — <sup>(4)</sup> | — <sup>(4)</sup> |
| Total from investment activities           | — <sup>(4)</sup> | — <sup>(4)</sup> | 0.02             | 0.01             | — <sup>(4)</sup> |
| Distributions                              |                  |                  |                  |                  |                  |
| Net investment income                      | — <sup>(4)</sup> | — <sup>(4)</sup> | (0.02)           | (0.01)           | — <sup>(4)</sup> |
| <b>NET ASSET VALUE</b>                     |                  |                  |                  |                  |                  |
| End of period                              | \$ 1.00          | \$ 1.00          | \$ 1.00          | \$ 1.00          | \$ 1.00          |

### Ratios/Supplemental Data

|  |              |              |              |              |              |
|--|--------------|--------------|--------------|--------------|--------------|
| <b>Total return<sup>(2)(3)(5)</sup></b>                                    | <b>0.01%</b> | <b>0.25%</b> | <b>1.72%</b> | <b>1.33%</b> | <b>0.34%</b> |
| Ratios to average net assets: <sup>(2)</sup>                               |              |              |              |              |              |
| Gross expenses before waivers/<br>payments by Price Associates             | 0.57%        | 0.55%        | 0.55%        | 0.55%        | 0.55%        |
| Net expenses after waivers/<br>payments by Price Associates <sup>(3)</sup> | 0.05%        | 0.27%        | 0.55%        | 0.55%        | 0.55%        |
| Net investment income <sup>(3)</sup>                                       | 0.01%        | 0.24%        | 1.70%        | 1.32%        | 0.38%        |
| Net assets, end of period (in thousands)                                   | \$ 35,035    | \$ 39,019    | \$ 35,348    | \$ 34,589    | \$ 33,318    |

<sup>(1)</sup> Per share amounts calculated using average shares outstanding method.

<sup>(2)</sup> Includes the impact of expense-related arrangements with Price Associates.

<sup>(3)</sup> Includes the effect of voluntary management fee waivers and operating expense reimbursements (0.52%, 0.28%, 0.00%, 0.00% and 0.00% of average net assets) for years ended 12/31/21, 12/31/20, 12/31/19, 12/31/18 and 12/31/17, respectively.

<sup>(4)</sup> Amounts round to less than \$0.01 per share.

<sup>(5)</sup> Total return reflects the rate that an investor would have earned on an investment in the fund during each period, assuming reinvestment of all distributions, and payment of no redemption or account fees, if applicable.

## DISCLOSURE OF FUND PORTFOLIO INFORMATION

Most T. Rowe Price Funds disclose their calendar quarter-end portfolio holdings on [troweprice.com](http://troweprice.com) 15 calendar days after each quarter. At the discretion of the investment adviser, these holdings reports may exclude the issuer name and other information relating to a holding in order to protect the fund's interests and to prevent harm to the fund or its shareholders. In addition, most T. Rowe Price Funds disclose their 10 largest holdings, along with the percentage of the relevant fund's total assets that each of the 10 holdings represents, on [troweprice.com](http://troweprice.com) on the seventh business day after each month-end. These holdings are listed in numerical order based on such percentages of the fund's assets. A description of T. Rowe Price's policies and procedures with respect to the disclosure of portfolio information is available in the SAI.

The following policies and procedures generally apply to the T. Rowe Price Variable Insurance Portfolios, which are T. Rowe Price mutual funds specifically designed to be made available through variable annuity or variable life insurance contracts. For instructions on how to purchase and redeem shares of the funds, you should refer to your insurance contract prospectus.

---

**INVESTING IN T. ROWE PRICE VARIABLE INSURANCE PORTFOLIOS**

---

Shares of the Variable Insurance Portfolios are designed to be offered to insurance company separate accounts established for the purpose of funding variable annuity and variable life insurance contracts. The variable annuity and variable life insurance contracts holders or participants are not the shareholders of the funds. Rather, the separate account of the insurance company is the shareholder. The variable annuity and variable life insurance contracts are described in separate prospectuses issued by the insurance companies. The funds assume no responsibility for any insurance company prospectuses or variable annuity or variable life insurance contracts.

Some of the Variable Insurance Portfolios are available only in a single share class, while some of the Variable Insurance Portfolios are also available in a II Class. Shares of the funds are sold and redeemed without the imposition of any sales charges, commissions, or redemption fees, although shares of the II Class are subject to a 12b-1 fee at a rate of up to 0.25% of the class' average daily net assets. In addition, certain other charges may apply to variable annuity or variable life contracts. Those charges are disclosed in the insurance contract prospectus.

Your ability to exchange from these funds into any other T. Rowe Price Fund that serves as an investment option under your insurance contract is governed by the terms of that contract and the insurance contract prospectus, as well as the funds' excessive and short-term trading policy described later in this section.

---

**DISTRIBUTION AND SHAREHOLDER SERVICING FEES**

---

Each II Class has adopted a 12b-1 plan to pay certain expenses associated with the distribution of the fund's shares out of the fund's assets. Under such 12b-1 plan, the II Class may make payments at a rate of up to 0.25% of the class' average daily net assets to various insurance companies, their agents, and contract distributors for distribution and servicing of fund shares. These payments may be more or less than the costs incurred by the insurance companies, their agents, and contract distributors for distribution and servicing of fund shares. Because the fees are paid from the II Class net assets on an ongoing basis, they will increase the cost of your investment and, over time, could result in your paying more than with other types of sales charges.

In addition, from time to time, T. Rowe Price may make payments from its own resources to eligible insurance companies for recordkeeping and administrative services they provide to a fund for contract holders. These payments may range from 0.15% to 0.25% of the average annual total assets invested by the separate accounts of the insurance company in the fund. All payments described specifically by this paragraph are paid by T. Rowe Price and are not paid directly from the Variable Insurance Portfolios' assets.

---

**PRICING OF SHARES AND TRANSACTIONS**

---

**How and When Shares Are Priced**

The trade date for your transaction request generally depends on the day and time that your insurance company or T. Rowe Price receives your request and will normally be executed using the next share price calculated after your order is received in correct form by your insurance company or T. Rowe Price or its agent. The share price, also called the net asset value, for each share class of a fund is calculated at the close of trading on the New York Stock Exchange (NYSE), which is normally 4 p.m. ET, on each day that the NYSE is open for business. Net asset values are not calculated for the funds on days when the NYSE is scheduled to be closed for trading (for example, weekends and certain U.S. national holidays). If the NYSE is unexpectedly closed due to weather or other extenuating circumstances on a day it would typically be open for business, or if the NYSE has an unscheduled early closing on a day it has opened



for business, the funds reserve the right to treat such day as a business day and accept purchase and redemption orders and calculate their share price as of the normally scheduled close of regular trading on the NYSE for that day.

To calculate the net asset value, the fund's assets are valued and totaled; liabilities are subtracted; and each class' proportionate share of the balance, called net assets, is divided by the number of shares outstanding of that class. Market values are used to price portfolio holdings for which market quotations are readily available. Market values generally reflect the prices at which securities actually trade or represent prices that have been adjusted based on evaluations and information provided by the fund's pricing services. Investments in other mutual funds are valued at the closing net asset value per share of the mutual fund on the day of valuation. If a market value for a portfolio holding is not available or normal valuation procedures are deemed to be inappropriate, the fund will make a good faith effort to assign a fair value to the holding by taking into account various factors and methodologies that have been approved by the fund's Board. This value may differ from the value the fund receives upon sale of the securities.

Amortized cost is used to price securities held by money market funds and certain short-term debt securities held by other funds. The Government Money Portfolio, which seeks to maintain a stable net asset value of \$1.00, uses the amortized cost method of valuation to calculate its net asset value. Amortized cost allows money market funds to value a holding at the fund's acquisition cost with adjustments for any premiums or discounts, and then round the net asset value per share to the nearest whole cent. The amortized cost method of valuation enables money market funds to maintain a \$1.00 net asset value, but it may also result in periods during which the stated value of a security held by the funds differs from the market-based price the funds would receive if they sold that holding. The current market-based net asset value per share for each business day in the preceding six months is available for the Government Money Portfolio through **troweprice.com**. These market-based net asset values are for informational purposes only and are not used to price transactions.

The funds use various pricing services to provide closing market prices, as well as information used to adjust those prices and to value most fixed income securities. A fund cannot predict how often it will use closing prices or how often it will adjust those prices. As a means of evaluating its fair value process, the fund routinely compares closing market prices, the next day's opening prices in the same markets, and adjusted prices.

Non-U.S. equity securities are valued on the basis of their most recent closing market prices at 4 p.m. ET, except under the following circumstances. Most foreign markets close before 4 p.m. ET. For example, the most recent closing prices for securities traded in certain Asian markets may be as much as 15 hours old at 4 p.m. ET. If a fund determines that developments between the close of a foreign market and the close of the NYSE will, in its judgment, affect the value of some or all of the fund's securities, the fund will adjust the previous closing prices to reflect what it believes to be the fair value of the securities as of 4 p.m. ET. In deciding whether to make these adjustments, the fund reviews a variety of factors, including developments in foreign markets, the performance of U.S. securities markets, and the performance of instruments trading in U.S. markets that represent foreign securities and baskets of foreign securities.

A fund may also fair value certain securities or a group of securities in other situations—for example, when a particular foreign market is closed but the fund is open. For a fund that has investments in securities that are primarily listed on foreign exchanges that trade on weekends or other days when the fund does not price its shares, the fund's net asset value may change on days when shareholders will not be able to purchase or redeem the fund's shares. If an event occurs that affects the value of a security after the close of the market, such as a default of a commercial paper issuer or a significant move in short-term interest rates, a fund may make a price adjustment depending on the nature and significance of the event. The funds also evaluate a variety of factors when assigning fair values to private placements and other restricted securities. Other mutual funds may adjust the prices of their securities by different amounts or assign different fair values than the fair value that the fund assigns to the same security.

### **How the Trade Date Is Determined**

The insurance companies purchase shares of the fund for their separate accounts, using premiums allocated by the contract holders or participants. Shares are purchased at the net asset value next determined after the insurance company receives the premium payment in correct form. Initial and subsequent payments allocated to the fund are subject to the limits stated in the insurance contract prospectus issued by the insurance company.

The insurance companies redeem shares of the fund to make benefit or surrender payments under the terms of their contracts. Redemptions are processed on any day on which the NYSE is open and are priced at the fund's net asset value next determined after the insurance company receives a surrender request in acceptable form.

The funds have authorized certain insurance companies, financial intermediaries, or their designees to accept orders to buy or sell fund shares on their behalf. Generally, when insurance companies receive an order in correct form, the order is considered as being

placed with the fund and shares will be bought or sold at the net asset value next calculated after the order is received by the insurance company. The insurance company or financial intermediary must transmit the order to T. Rowe Price or its agent and pay for such shares in accordance with the agreement with T. Rowe Price, or the order may be canceled and the insurance company or financial intermediary could be held liable for the losses. If the fund does not have such an agreement in place with your insurance company or financial intermediary, T. Rowe Price or its agent must receive the request in correct form from your insurance company or financial intermediary by the close of the NYSE in order for your transaction to be priced at that business day's net asset value.

*Note:* The time at which transactions and shares are priced and the time until which orders are accepted may be changed in case of an emergency or if the NYSE closes at a time other than 4 p.m. ET. The funds reserve the right to not treat an unscheduled intraday disruption or closure in NYSE trading as a closure of the NYSE and still accept transactions and calculate their net asset value as of 4 p.m. ET.

---

## GENERAL POLICIES RELATING TO TRANSACTIONS

---

### Purchasing Shares

All initial and subsequent investments by insurance companies or financial intermediaries are typically made by bank wire or electronic payment. There is no assurance that the share price for the purchase will be the same day the wire or electronic payment was initiated. The Variable Insurance Portfolios do not require a particular minimum amount for initial or subsequent purchases. However, you should check with your insurance company to determine if a minimum applies to your investment. Purchases by financial intermediaries are typically initiated through the National Securities Clearing Corporation or by calling Client Account Management.

When authorized by the fund, certain financial institutions purchasing fund shares on behalf of customers through T. Rowe Price Client Account Management may place a purchase order unaccompanied by payment. Payment for these shares must be received by the time designated by the fund (not to exceed the period established for settlement under applicable regulations). If payment is not received by this time, the order may be canceled. The financial institution is responsible for any costs or losses incurred by the fund or T. Rowe Price if payment is delayed or not received.

**U.S. Dollars** All purchases must be paid for in U.S. dollars.

**Nonpayment** Purchases may be canceled for any orders that are not paid in full. The purchaser may be responsible for any losses or expenses incurred by the fund or its transfer agent, and the fund can redeem shares as reimbursement. The funds and their agents have the right to reject or cancel any purchase due to nonpayment.

### Redeeming Shares

Unless otherwise indicated, redemption proceeds will be sent via bank wire to the insurance company's or financial intermediary's designated bank. Redemptions are typically initiated through the National Securities Clearing Corporation or by calling Client Account Management. Normally, the fund transmits proceeds to insurance companies and financial intermediaries for redemption orders received in correct form on either the next business day or second business day after receipt of the order, depending on the arrangement with the insurance company or financial intermediary. You may want to contact your insurance company about procedures for receiving your redemption proceeds under your insurance contract.

Please note that certain purchase and redemption requests initiated through the National Securities Clearing Corporation may be rejected, and in such instances, the transaction must be placed by contacting Client Account Management.

**Large Redemptions** Large redemptions can adversely affect a portfolio manager's ability to implement a fund's investment strategy by causing the premature sale of securities that would otherwise be held longer. Therefore, the fund reserves the right (without prior notice) to redeem in-kind. In general, any redemptions in-kind will represent a pro-rata distribution of a fund's securities, subject to certain limited exceptions. The redeeming shareholder or account will be responsible for disposing of the securities, and the shareholder or account will be subject to the risks that the value of the securities could decline prior to their sale, the securities could be difficult to sell, and brokerage fees could be incurred. If a shareholder or account owner continues to hold the securities, he or she may be subject to any ownership restrictions imposed by the issuers. For example, real estate investment trusts often impose ownership restrictions on their equity securities.

**Delays in Sending Redemption Proceeds** The Variable Insurance Portfolios typically expect that redemption requests will be paid out to redeeming shareholders by the business day following the receipt of a redemption request that is in correct form. Proceeds sent by wire are typically credited to the insurance company's or financial intermediary's designated bank the next business day after the redemption. However, under certain circumstances, and when deemed to be in a fund's best interests, proceeds may not be sent for up to seven calendar days after receipt of a valid redemption order (for example, during periods of deteriorating or stressed market conditions or during extraordinary or emergency circumstances). In addition, under certain limited circumstances, the Board of Directors of a money market fund may elect to permanently suspend redemptions in order to facilitate an orderly liquidation of the money market fund (subject to any additional liquidation requirements).

### **Excessive and Short-Term Trading Policy**

Excessive transactions and short-term trading can be harmful to fund shareholders in various ways, such as disrupting a fund's portfolio management strategies, increasing a fund's trading and other costs, and negatively affecting its performance. Short-term traders in funds that invest in foreign securities may seek to take advantage of developments overseas that could lead to an anticipated difference between the price of the funds' shares and price movements in foreign markets. While there is no assurance that T. Rowe Price can prevent all excessive and short-term trading, the Boards of the T. Rowe Price Funds have adopted the following trading limits that are designed to deter such activity and protect the funds' shareholders. The funds may revise their trading limits and procedures at any time as the Boards deem necessary or appropriate to better detect short-term trading that may adversely affect the funds, to comply with applicable regulatory requirements, or to impose additional or alternative restrictions. The excessive and short-term trading policy for the T. Rowe Price Funds applies to contract holders notwithstanding any provisions in your insurance contract.

Subject to certain exceptions, each T. Rowe Price Fund restricts a shareholder's purchases (including through exchanges) into a fund account for a period of 30 calendar days after the shareholder has redeemed or exchanged out of that same fund account (the "30-Day Purchase Block"). The calendar day after the date of redemption is considered Day 1 for purposes of computing the period before another purchase may be made.

**General Exceptions** As of the date of this prospectus, the following types of transactions generally are not subject to the 30-Day Purchase Block (certain of these exceptions are not applicable to Variable Insurance Portfolios):

- Shares purchased or redeemed in money market funds and ultra short-term bond funds;
- Shares purchased or redeemed through a systematic purchase or withdrawal plan;
- Checkwriting redemptions from bond funds and money market funds;
- Shares purchased through the reinvestment of dividends or capital gain distributions;
- Shares redeemed automatically by a fund to pay fund fees or shareholder account fees;
- Transfers and changes of account registration within the same fund;
- Shares purchased by asset transfer or direct rollover;
- Shares purchased or redeemed through IRA conversions and recharacterizations;
- Shares redeemed to return an excess contribution from a retirement account;
- Transactions in Section 529 college savings plans;
- Certain transactions in defined benefit and nonqualified plans, subject to prior approval by T. Rowe Price;
- Shares converted from one share class to another share class in the same fund;
- Shares of T. Rowe Price Funds that are purchased by another T. Rowe Price Fund, including shares purchased by T. Rowe Price fund-of-funds products, and shares purchased by discretionary accounts managed by T. Rowe Price or one of its affiliates (please note that shareholders of the investing T. Rowe Price Fund are still subject to the policy);
- Transactions initiated by the trustee or adviser to a donor-advised charitable gift fund as approved by T. Rowe Price; and
- Transactions having a value of \$5,000 or less (insurance companies and financial intermediaries may apply the excessive and short-term trading policy to transactions of any amount).

Transactions in certain rebalancing, asset allocation, wrap, and other advisory programs, as well as non-T. Rowe Price fund-of-funds products, may also be exempt from the 30-Day Purchase Block, subject to prior written approval by T. Rowe Price.

In addition to restricting transactions in accordance with the 30-Day Purchase Block, T. Rowe Price may, in its discretion, reject (or instruct a financial intermediary or insurance company to reject) any purchase or exchange into a fund from a person (which includes individuals and entities) whose trading activity could disrupt the management of the fund or dilute the value of the fund's shares, including trading by persons acting collectively (for example, following the advice of a newsletter). Such persons may be barred, without prior notice, from further purchases of T. Rowe Price Funds for a period longer than 30 calendar days, or permanently.

**Omnibus Accounts** Financial intermediaries and insurance companies may maintain their underlying accounts directly with the fund, although they often establish an omnibus account (one account with the fund that represents multiple underlying shareholder accounts or underlying contract holder accounts) in the fund on behalf of their customers. When insurance companies establish omnibus accounts in the T. Rowe Price Funds, T. Rowe Price is not able to monitor the trading activity by underlying contract holders. However, T. Rowe Price monitors aggregate trading activity at the insurance company (omnibus account) level in an attempt to identify activity that indicates potential excessive or short-term trading. If it detects suspicious trading activity, T. Rowe Price will contact the insurance company and may request personal identifying information and transaction histories for some or all of the underlying contract holders. If T. Rowe Price believes that excessive or short-term trading has occurred and there is no exception for such trades under the funds' Excessive and Short-Term Trading Policy previously described, it will instruct the insurance company to impose restrictions to discourage such practices and take appropriate action with respect to the underlying contract holder, including restricting purchases for 30 calendar days or longer. There is no assurance that T. Rowe Price will be able to properly enforce its excessive and short-term trading policy for omnibus accounts. Because T. Rowe Price generally relies on financial intermediaries and insurance companies to provide information and impose restrictions for omnibus accounts, its ability to monitor and deter excessive trading will be dependent upon the financial intermediaries' and insurance companies' timely performance of their responsibilities.

T. Rowe Price may allow a financial intermediary or insurance company to maintain restrictions on trading in the T. Rowe Price Funds that differ from the 30-Day Purchase Block. An alternative excessive and short-term trading policy would be acceptable to T. Rowe Price if it believes that the policy would provide sufficient protection to the T. Rowe Price Funds and their shareholders that is consistent with the Excessive and Short-Term Trading Policy adopted by the funds' Boards.

The terms of your insurance contract may further restrict your ability to trade between investment options available under your contract. You should carefully review your insurance contract or consult with your insurance company directly to determine the trading policy, as well as any rules or conditions on transactions that will apply to your trades in the T. Rowe Price Funds and any other investment options available under your contract.

There is no guarantee that T. Rowe Price will be able to identify or prevent all excessive or short-term trades or trading practices.

#### **Responsibility for Unauthorized Transactions**

T. Rowe Price and its agents use procedures reasonably designed to confirm that telephone, electronic, and other instructions are genuine. These procedures include recording telephone calls, requiring personalized security codes or certain identifying information for inquiries and requests, and requiring Medallion signature guarantees for certain transactions and account changes. If T. Rowe Price and its agents follow these procedures, they are not responsible for any losses that may occur due to unauthorized instructions. In addition, you should verify the accuracy of transactions immediately after you receive confirmation of them and notify T. Rowe Price of any inaccuracies.

#### **Fund Operations and Shareholder Services**

T. Rowe Price and The Bank of New York Mellon, subject to the oversight of T. Rowe Price, each provide certain accounting services to the T. Rowe Price Funds. T. Rowe Price Services, Inc., acts as the transfer agent and dividend disbursing agent and provides shareholder and administrative services to the funds. These companies receive compensation from the funds for their services. These fees are included in a fund's financial statements.

---

### **INFORMATION ON DISTRIBUTIONS AND TAXES**

---

Each fund intends to qualify to be treated each year as a regulated investment company under Subchapter M of the Internal Revenue Code of 1986, as amended (Code). In order to qualify, a fund must satisfy certain income, diversification, and distribution requirements. A regulated investment company is not subject to U.S. federal income tax at the portfolio level on income and gains from investments that are distributed to shareholders. However, if a fund were to fail to qualify as a regulated investment company, and was ineligible to or otherwise did not cure such failure, the result would be fund-level taxation and, consequently, a reduction in income available for distribution to the fund's shareholders.

For a discussion of the tax status of your variable annuity contract, please refer to the insurance contract prospectus. Any tax forms applicable to your investment will be provided to you by your insurance company.

The policy of the funds is to distribute, to the extent possible, all net investment income and realized capital gains to their shareholders, which are the various insurance companies that have established separate accounts in connection with their issuance of

variable annuity and variable life insurance contracts. Any dividends from net investment income are declared daily and paid monthly for the Limited-Term Bond and Government Money Portfolios; declared and paid quarterly for the Equity Income, Equity Index 500, and Moderate Allocation Portfolios; and declared and paid annually for all other Variable Insurance Portfolios. Shares of the Limited-Term Bond and Government Money Portfolios will normally earn dividends through the date of redemption. The funds do not pay dividends in fractional cents. Any dividend amount earned for a particular day on all shares held that is one-half of one cent or greater (for example, \$0.016) will be rounded up to the next whole cent (\$0.02), and any amount that is less than one-half of one cent (for example, \$0.014) will be rounded down to the nearest whole cent (\$0.01). Please note that if the dividend payable on all shares held is less than one-half of one cent for a particular day, no dividend will be earned for that day.

If a fund has net capital gains for the year (after subtracting any capital losses), they are usually declared and paid in December. If a second distribution is necessary, it is generally paid the following year.

All fund distributions made to a separate account will be reinvested automatically in additional fund shares, unless a shareholder (separate account) elects to receive distributions in cash. Under current law, dividends and distributions made by the fund to separate accounts are generally not taxable to the separate accounts, the insurance company, or the contract holder, provided that the separate account meets the diversification requirements of Code Section 817(h) and other tax-related requirements are satisfied. Each of the Variable Insurance Funds intends to diversify its investments in the manner required under Code Section 817(h).

---

## **RIGHTS RESERVED BY THE FUNDS**

---

T. Rowe Price Funds and their agents, in their sole discretion, reserve the following rights: (1) to waive or lower investment minimums; (2) to accept initial purchases by telephone; (3) to refuse any purchase or exchange order; (4) to cancel or rescind any purchase or exchange order placed through a financial intermediary no later than the business day after the order is received by the financial intermediary (including, but not limited to, orders deemed to result in excessive trading, market timing, or 5% ownership); (5) to cease offering fund shares at any time to all or certain groups of investors; (6) to freeze any account and suspend account services when notice has been received of a dispute regarding the ownership of the account, or a legal claim against an account, upon initial notification to T. Rowe Price of a shareholder's death until T. Rowe Price receives required documentation in correct form, or if there is reason to believe a fraudulent transaction may occur; (7) to otherwise modify the conditions of purchase and modify or terminate any services at any time; (8) to waive any wire fees charged to a group of shareholders; (9) to act on instructions reasonably believed to be genuine; (10) to involuntarily redeem an account at the net asset value calculated the day the account is redeemed when permitted by law, including in cases of threatening conduct, suspected fraudulent or illegal activity, or if the fund or its agent is unable, through its procedures, to verify the identity of the person(s) or entity opening an account; and (11) for the money market funds, to suspend redemptions to facilitate an orderly liquidation.

In an effort to protect T. Rowe Price Funds from the possible adverse effects of a substantial redemption in a large account, as a matter of general policy, no contract holder or participant or group of contract holders or participants controlled by the same person or group of persons will knowingly be permitted to purchase in excess of 5% of the outstanding shares of the fund, except upon approval by the fund's management.

A Statement of Additional Information for the T. Rowe Price family of funds, which includes additional information about the funds, has been filed with the SEC and is incorporated by reference into this prospectus. Further information about fund investments, including a review of market conditions and the manager's recent investment strategies and their impact on performance during the past fiscal year, is available in the annual and semiannual shareholder reports. To obtain free copies of any of these documents, or for shareholder inquiries, contact your insurance company. Certain documents and updated performance information are available through [troweprice.com](http://troweprice.com).

Fund reports and other fund information are available on the EDGAR Database on the SEC's internet site at [sec.gov](http://sec.gov). Copies of this information may be obtained, after paying a duplicating fee, by electronic request at [publicinfo@sec.gov](mailto:publicinfo@sec.gov).

**T.RowePrice®**

1940 Act File No. 811-07153  
E306-040 5/1/22



**PROSPECTUS**

May 1, 2022

T. ROWE PRICE

# Limited-Term Bond Portfolio

Limited-Term Bond Portfolio

Limited-Term Bond Portfolio—II Class

The fund is only available as an investment option for variable annuity and variable life insurance contracts.

The Securities and Exchange Commission (SEC) has not approved or disapproved these securities or passed upon the adequacy of this prospectus. Any representation to the contrary is a criminal offense.

# Table of Contents

|          |  |    |
|----------|--|----|
| <b>1</b> | <b>SUMMARY</b>   |    |
|          | Limited-Term Bond Portfolio  | 3  |
| <b>2</b> | <b>MORE ABOUT THE FUND</b>   |    |
|          | Management of the Fund   | 7  |
|          | More Information About the Fund's Investment Objective(s), Strategies, and Risks | 8  |
|          | Portfolio Turnover   | 16 |
|          | Financial Highlights   | 16 |
|          | Disclosure of Fund Portfolio Information   | 18 |
| <b>3</b> | <b>T. ROWE PRICE ACCOUNT INFORMATION</b>   |    |
|          | Investing in T. Rowe Price Variable Insurance Portfolios                         | 19 |
|          | Distribution and Shareholder Servicing Fees                                      | 19 |
|          | Pricing of Shares and Transactions   | 19 |
|          | General Policies Relating to Transactions  | 21 |
|          | Information on Distributions and Taxes   | 23 |
|          | Rights Reserved by the Funds   | 24 |



**Investment Objective(s)**

The fund seeks a high level of income consistent with moderate fluctuations in principal value.

**Fees and Expenses**

This table describes the fees and expenses that you may pay if you buy, hold, and sell shares of the fund. **There may be additional expenses that apply, as described in your insurance contract prospectus, which are not reflected in the table or the example below.**

**Fees and Expenses of the Fund**

|   | Portfolio                | Portfolio—II Class       |
|---|--------------------------|--------------------------|
| <b>Annual fund operating expenses<br/>(expenses that you pay each year as a<br/>percentage of the value of your investment)</b> |                          |                          |
| Management fees   | 0.70 % <sup>a</sup>      | 0.70 % <sup>a</sup>      |
| Distribution and service (12b-1) fees   | —                        | 0.25                     |
| Other expenses  | —                        | —                        |
| Total annual fund operating expenses  | 0.70                     | 0.95                     |
| Fee waiver/expense reimbursement  | (0.20 ) <sup>a</sup>     | (0.20 ) <sup>a</sup>     |
| <b>Total annual fund operating expenses after<br/>fee waiver/expense reimbursement</b>  | <b>0.50 <sup>a</sup></b> | <b>0.75 <sup>a</sup></b> |

<sup>a</sup> T. Rowe Price Associates, Inc., has contractually agreed (at least through April 30, 2023) to waive a portion of the fund's management fees in order to limit the fund's management fees to 0.50% of the fund's average daily net assets. Thereafter, this agreement will automatically renew for one-year terms unless terminated or modified by the fund's Board of Directors. Fees waived and expenses paid under this agreement are not subject to reimbursement to T. Rowe Price Associates, Inc., by the fund.

**Example** This example is intended to help you compare the cost of investing in the fund with the cost of investing in other mutual funds. The example assumes that you invest \$10,000 in the fund for the time periods indicated and then redeem all of your shares at the end of those periods, that your investment has a 5% return each year, and that the fund's operating expenses remain the same. The example also assumes that any current expense limitation arrangement remains in place for the period noted in the previous table; therefore, the figures have been adjusted to reflect fee waivers or expense reimbursements only in the periods for which the expense limitation arrangement is expected to continue. Although your actual costs may be higher or lower, based on these assumptions your costs would be:

|                           | 1 Year | 3 Years | 5 Years | 10 Years |
|---------------------------|--------|---------|---------|----------|
| <b>Portfolio</b>          | \$ 51  | \$ 204  | \$ 370  | \$ 852   |
| <b>Portfolio—II Class</b> | 77     | 283     | 506     | 1,148    |

**Portfolio Turnover** The fund pays transaction costs, such as commissions, when it buys and sells securities (or "turns over" its portfolio). A higher portfolio turnover rate may indicate higher transaction costs and may result in higher taxes when the fund's shares are held in a taxable account. These costs, which are not reflected in annual fund operating expenses or in the example, affect the fund's performance. During the most recent fiscal year, the fund's portfolio turnover rate was 64.3% of the average value of its portfolio.

**Investments, Risks, and Performance****Principal Investment Strategies**

Normally, the fund invests at least 80% of its net assets (including any borrowings for investment purposes) in bonds and 65% of its total assets in short- and intermediate-term bonds. There are no maturity limitations on individual securities purchased, but the fund's average effective maturity will not exceed five years.

At least 90% of the fund's assets will consist of investment-grade securities that, at the time of purchase, are rated in one of the four highest rating categories assigned by established credit rating agencies from at least one major credit rating agency or, if unrated, deemed by T. Rowe Price to be of comparable quality. The fund's holdings may include corporate and government bonds, asset- and mortgage-backed securities, and foreign securities. While most assets will typically be invested in bonds, the fund also uses interest rate futures as an efficient means of managing the fund's exposure to interest rate changes and to adjust the portfolio's duration.

Investment decisions generally reflect the portfolio manager's outlook for interest rates and the economy, as well as the prices, yields, and credit quality of various securities in which the fund may invest. For example, if interest rates are expected to fall, the fund may purchase longer-term securities (to the extent consistent with the fund's investment program) in an attempt to seek higher yields and/or capital appreciation. Conversely, if interest rates are expected to rise, the fund may seek securities with shorter maturities.

### **Principal Risks**

As with any fund, there is no guarantee that the fund will achieve its objective(s). The fund's share price fluctuates, which means you could lose money by investing in the fund. The principal risks of investing in this fund, which may be even greater in bad or uncertain market conditions, are summarized as follows:

**Fixed income markets** Economic and other market developments can adversely affect the fixed income securities markets. At times, participants in these markets may develop concerns about the ability of certain issuers of debt instruments to make timely principal and interest payments, or they may develop concerns about the ability of financial institutions that make markets in certain debt instruments to facilitate an orderly market. Those concerns could cause increased volatility and reduced liquidity in particular securities or in the overall fixed income markets and the related derivatives markets. A lack of liquidity or other adverse credit market conditions may hamper the fund's ability to sell the debt instruments in which it invests or to find and purchase suitable debt instruments.

**Market conditions** The value of the fund's investments may decrease, sometimes rapidly or unexpectedly, due to factors affecting an issuer held by the fund, particular industries, or the overall securities markets. A variety of factors can increase the volatility of the fund's holdings and markets generally, including political or regulatory developments, recessions, inflation, rapid interest rate changes, war, military conflict, or acts of terrorism, natural disasters, and outbreaks of infectious illnesses or other widespread public health issues such as the coronavirus pandemic and related governmental and public responses (including sanctions). Certain events may cause instability across global markets, including reduced liquidity and disruptions in trading markets, while some events may affect certain geographic regions, countries, sectors, and industries more significantly than others. Government intervention in markets may impact interest rates, market volatility, and security pricing. These adverse developments may cause broad declines in market value due to short-term market movements or for significantly longer periods during more prolonged market downturns.

**Interest rates** The prices of, and the income generated by, debt instruments held by the fund may be affected by changes in interest rates. A rise in interest rates typically causes the price of a fixed rate debt instrument to fall and its yield to rise. Conversely, a decline in interest rates typically causes the price of a fixed rate debt instrument to rise and the yield to fall. Generally, funds with longer weighted average maturities and durations carry greater interest rate risk. Changes in monetary policy made by central banks and/or governments, such as the discontinuation and replacement of benchmark rates, are likely to affect the level of interest rates.

**Credit quality** An issuer of a debt instrument could suffer an adverse change in financial condition that results in a payment default (failure to make scheduled interest or principal payments), rating downgrade, or inability to meet a financial obligation. Securities that are rated below investment grade carry greater risk of default and should be considered speculative.

**Derivatives** The use of interest rate futures exposes the fund to additional volatility in comparison to investing directly in bonds and other debt instruments. These instruments can experience reduced liquidity and become difficult to value and may involve leverage so that small changes produce disproportionate losses for the fund. The fund's use of interest rate futures involves the risk that anticipated interest rate movements or evaluations of yield curves will not be accurately predicted, which could harm the fund's performance.

**Foreign investing** Investments in the securities of non-U.S. issuers may be adversely affected by local, political, social, and economic conditions overseas; greater volatility; reduced liquidity; or decreases in foreign currency values relative to the U.S. dollar. The risks of investing outside the U.S. are heightened for any investments in emerging markets, which are susceptible to greater volatility than investments in developed markets.

**Liquidity** The fund may not be able to meet requests to redeem shares issued by the fund without significant dilution of the remaining shareholders' interests in the fund. In addition, the fund may not be able to sell a holding in a timely manner at a desired price. Reduced liquidity in the bond markets can result from a number of events, such as limited trading activity, reductions in bond inventory, and rapid or unexpected changes in interest rates. Markets with lower overall liquidity could lead to greater price volatility and limit the fund's ability to sell a holding at a suitable price.

**Prepayments and extensions** The fund is subject to prepayment risks because the principal on mortgage-backed securities, other asset-backed securities, or any debt instrument with an embedded call option may be prepaid at any time, which could reduce the security's yield and market value. The rate of prepayments tends to increase as interest rates fall, which could cause the average

maturity of the portfolio to shorten. Extension risk may result from a rise in interest rates, which tends to make mortgage-backed securities, asset-backed securities, and other callable debt instruments more volatile.

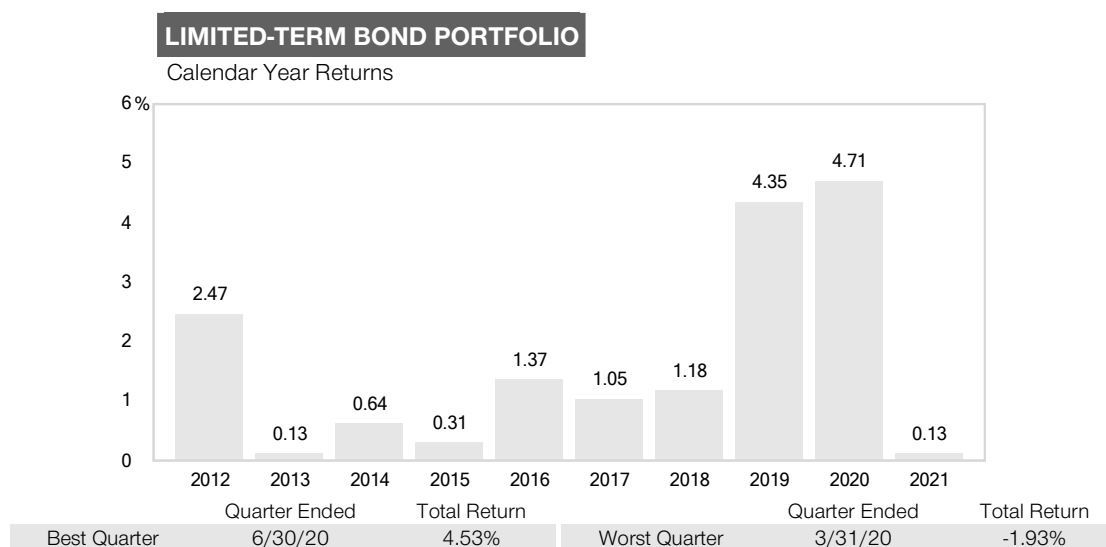
**Active management** The fund's overall investment program and holdings selected by the fund's investment adviser may underperform the broad markets, relevant indices, or other funds with similar objectives and investment strategies.

**Cybersecurity breaches** The fund could be harmed by intentional cyberattacks and other cybersecurity breaches, including unauthorized access to the fund's assets, customer data and confidential shareholder information, or other proprietary information. In addition, a cybersecurity breach could cause one of the fund's service providers or financial intermediaries to suffer unauthorized data access, data corruption, or loss of operational functionality.

## Performance

The following performance information provides some indication of the risks of investing in the fund. The fund's performance information represents only past performance and is not necessarily an indication of future results.

The following bar chart illustrates how much returns can differ from year to year by showing calendar year returns and the best and worst calendar quarter returns during those years for the fund's Portfolio Class. Returns for other share classes vary since they have different expenses.



The following table shows the average annual total returns for each class of the fund that has been in operation for at least one full calendar year, and also compares the returns with the returns of a relevant broad-based market index, as well as with the returns of one or more comparative indexes that have investment characteristics similar to those of the fund, if applicable.

## Average Annual Total Returns

|   | Periods ended<br>December 31, 2021 |         |          | Inception<br>date |
|---|------------------------------------|---------|----------|-------------------|
|   | 1 Year                             | 5 Years | 10 Years |                   |
| <b>Portfolio</b>  | 0.13 %                             | 2.27 %  | 1.62 %   | <b>05/13/1994</b> |
| <b>Portfolio—II Class</b>   | -0.13                              | 2.02    | 1.39     | <b>03/31/2005</b> |
| Bloomberg 1-3 Year U.S. Government/Credit Bond Index (reflects no deduction for fees, expenses, or taxes) | -0.47                              | 1.85    | 1.39     |                   |
| Lipper Variable Annuity Underlying Short Investment Grade Debt Fund Average                               | -0.22                              | 1.84    | 1.54     |                   |

Updated performance information is available through [troweprice.com](https://www.troweprice.com).

## Management

**Investment Adviser** T. Rowe Price Associates, Inc. (T. Rowe Price or Price Associates)

**Investment Subadviser** T. Rowe Price Hong Kong Limited (Price Hong Kong)

| Portfolio Manager   | Title                                  | Managed Fund Since | Joined Investment Adviser |
|---------------------|--|--------------------|---------------------------|
| Michael F. Reinartz | Chair of Investment Advisory Committee | 2015               | 1996                      |

**Purchase and Sale of Fund Shares**

The fund is not sold directly to the general public but is instead offered as an underlying investment option for variable annuity or variable life insurance contracts. Although the fund does not require a minimum amount for initial or subsequent purchases from insurance companies, your insurance company may impose investment minimums for your purchases of the fund.

You may purchase, redeem, or exchange shares of the fund on any day the New York Stock Exchange is open for business. You must purchase, redeem, and exchange shares through your insurance company.

**Tax Information**

The fund distributes any dividends and capital gains to its shareholders, which are the insurance company separate accounts that sponsor your variable annuity or variable life insurance contract. Variable product owners seeking to understand the tax consequences of their investment, including redemptions of fund shares and the impact of dividend and capital gains distributions by the fund, should consult with the insurance company that issued their variable product or refer to their variable annuity or variable life insurance contract prospectus.

**Payments to Insurance Companies, Broker-Dealers, and Other Financial Intermediaries**

The fund is generally available only through variable annuity or variable life insurance contracts. The fund and/or its related companies may make payments to a sponsoring insurance company or other financial intermediary for the sale of fund shares and related services. These payments may create a conflict of interest by influencing the insurance company or other financial intermediary to recommend the fund over another investment option or by influencing an insurance company to include the fund as an underlying investment option in a variable contract. The prospectus (or other offering document) for your variable contract may contain additional information about these payments. Ask your insurance company or financial intermediary, or visit your insurance company's or financial intermediary's website, for more information.

**MANAGEMENT OF THE FUND**

---

**Investment Adviser(s)**

T. Rowe Price is the fund's investment adviser and oversees the selection of the fund's investments and management of the fund's portfolio pursuant to an investment management agreement between the investment adviser and the fund. T. Rowe Price is the investment adviser for all funds sponsored and managed by T. Rowe Price (T. Rowe Price Funds); is an SEC-registered investment adviser that provides investment management services to individual and institutional investors and sponsors; and serves as adviser and subadviser to registered investment companies, institutional separate accounts, and common trust funds. The address for T. Rowe Price is 100 East Pratt Street, Baltimore, Maryland 21202. As of December 31, 2021, T. Rowe Price and its affiliates (Firm) had approximately \$1.69 trillion in assets under management and provided investment management services for more than 6.4 million individual and institutional investor accounts.

T. Rowe Price has entered into a subadvisory agreement with Price Hong Kong under which Price Hong Kong is authorized to trade securities and make discretionary investment decisions on behalf of the fund. Price Hong Kong is licensed with the Securities and Futures Commission of Hong Kong and is registered as an investment adviser with the SEC. Price Hong Kong serves as a subadviser to investment companies and provides investment management services for other clients who seek to primarily invest in the Asia-Pacific securities markets. Price Hong Kong is a subsidiary of T. Rowe Price and T. Rowe Price International, and its address is 6/F Chater House, 8 Connaught Road, Central, Hong Kong.

**Portfolio Management**

T. Rowe Price has established an Investment Advisory Committee with respect to the fund. The committee chair is ultimately responsible for the day-to-day management of the fund's portfolio and works with the committee in developing and executing the fund's investment program. The members of the committee are as follows: Michael F. Reinartz, chair, Shiu Tak (Sheldon) Chan, Jason T. Collins, Levent Demirekler, Charles B. Hill, Keir R. Joyce, Steven M. Kohlenstein, Cheryl A. Mickel, Alexander S. Obaza, Michael K. Sewell, and Chen Shao. The following information provides the year that the chair first joined the Firm and the chair's specific business experience during the past five years (although the chair may have had portfolio management responsibilities for a longer period). Mr. Reinartz has been chair of the committee since 2015. He joined the Firm in 1996, and his investment experience dates from 2000. He has served as a portfolio manager with the Firm throughout the past five years. The Statement of Additional Information (SAI) provides additional information about the portfolio manager's compensation, other accounts managed by the portfolio manager, and the portfolio manager's ownership of the fund's shares.

**The Management Fee**

The fund pays the investment adviser an annual all-inclusive management fee of 0.70% based on the fund's average daily net assets. The management fee is calculated and accrued daily, and it includes investment management services and ordinary, recurring operating expenses but does not cover interest; expenses related to borrowings, taxes, brokerage, and other transaction costs; or nonrecurring, extraordinary expenses.

A discussion about the factors considered by the fund's Board of Directors (Board) and its conclusions in approving the fund's investment management agreement (and any subadvisory agreement, if applicable) appear in the fund's shareholder report for the period ended June 30.

**Variable Annuity Contracts and Variable Life Insurance Charges**

Variable annuity and variable life insurance fees and charges imposed on contract holders and participants by the insurance companies are in addition to those described previously and are described in the variable annuity contract and variable life insurance prospectuses.

**Variable Annuity Contracts and Variable Life Insurance Conflicts**

The fund may serve as an investment medium for both variable annuity contracts and variable life insurance policies. Shares of the fund may be offered to separate accounts established by any number of insurance companies. The fund currently does not foresee any disadvantages to variable annuity contract owners due to the fact that the fund may serve as an investment medium for both variable annuity contracts and variable life insurance policies; however, due to differences in tax treatment or other considerations, it is

theoretically possible that the interests of owners of variable annuity contracts and variable life insurance policies for which the fund serves as an investment medium might at some time be in conflict. The fund's Board is required to monitor events to identify any material conflicts between variable annuity contract owners and variable life policy owners, and will determine what action, if any, should be taken in the event of such a conflict. If such a conflict were to occur, an insurance company participating in the fund might be required to redeem the investment of one or more of its separate accounts from the fund. This might force the fund to sell securities at disadvantageous prices.

---

## **MORE INFORMATION ABOUT THE FUND'S INVESTMENT OBJECTIVE(S), STRATEGIES, AND RISKS**

---

### **Investment Objective(s)**

The fund seeks a high level of income consistent with moderate fluctuations in principal value.

### **Principal Investment Strategies**

Normally, the fund invests at least 80% of its net assets (including any borrowings for investment purposes) in bonds and 65% of its total assets in short- and intermediate-term bonds, as a policy. Shareholders will receive at least 60 days' prior notice of a change in the policy. There are no maturity limitations on individual securities purchased, but the fund's average effective maturity will not exceed five years.

At least 90% of the fund's assets will consist of investment-grade securities that, at the time of purchase, are rated in one of the four highest rating categories assigned by established credit rating agencies from at least one major credit rating agency or, if unrated, deemed by T. Rowe Price to be of comparable quality. The fund's holdings may include corporate and government bonds, asset- and mortgage-backed securities, and foreign securities. While most assets will typically be invested in bonds, the fund also uses interest rate futures as an efficient means of managing the fund's exposure to interest rate changes and to adjust the portfolio's duration.

Investment decisions generally reflect the portfolio manager's outlook for interest rates and the economy, as well as the prices, yields, and credit quality of various securities in which the fund may invest. For example, if interest rates are expected to fall, the fund may purchase longer-term securities (to the extent consistent with the fund's investment program) in an attempt to seek higher yields and/or capital appreciation. Conversely, if interest rates are expected to rise, the fund may seek securities with shorter maturities.

The Firm integrates environmental, social, and governance (ESG) factors into its investment research process when applicable. While ESG matters vary widely, we generally consider ESG to mean: Environmental or "E" matters, such as climate change, resource depletion, waste, pollution, or deforestation; Social or "S" matters, such as companies' relationships with their employees and suppliers, including labor standards, diversity, and human rights issues; and Governance or "G" matters, such as shareholder rights, bribery and corruption, executive pay, and board composition. We focus on the ESG factors we consider most likely to have a material impact on the performance of the holdings in the fund's portfolio.

The fund may sell holdings for a variety of reasons, such as to adjust the portfolio's average maturity, duration, or overall credit quality or to shift assets into and out of higher- or lower-yielding securities or different sectors.

The fund invests in the following types of securities or assets:

### **Bonds**

A bond is an interest-bearing security. The issuer has a contractual obligation to pay interest at a stated rate on specific dates and to repay principal (the bond's face value) on a specified date. An issuer may have the right to redeem or "call" a bond before maturity, and the investor may have to invest the proceeds at lower market rates. Bonds can be issued by U.S. and foreign governments, states, and municipalities, as well as a wide variety of companies.

A bond's annual interest income, set by its coupon rate, is usually fixed for the life of the bond. Its yield (income as a percent of current price) will fluctuate to reflect changes in interest rate levels. A bond's price usually rises when interest rates fall and vice versa, so its yield generally stays consistent with current market conditions.

Conventional fixed rate bonds offer a coupon rate for a fixed maturity with no adjustment for inflation. Real rate of return bonds also offer a fixed coupon but include ongoing inflation adjustments for the life of the bond.

Certain bonds have floating or variable interest rates that are adjusted periodically based on a particular index. These interest rate adjustments tend to minimize fluctuations in the bonds' principal values. The maturity of certain floating rate securities may be shortened under certain specified conditions.

Bonds, including asset- and mortgage-backed securities, may be secured (backed by specific collateral) or may be unsecured (backed only by the issuer's general creditworthiness).

### **Mortgage-Backed Securities**

The fund may invest in a variety of mortgage-backed securities. Mortgage lenders pool individual home mortgages with similar characteristics to back a certificate or bond, which is sold to investors such as the fund. Interest and principal payments generated by the underlying mortgages are passed through to the investors. The "big three" issuers are the Government National Mortgage Association, the Federal National Mortgage Association, and the Federal Home Loan Mortgage Corporation. Government National Mortgage Association certificates are backed by the full faith and credit of the U.S. government, while others, such as the Federal National Mortgage Association and Federal Home Loan Mortgage Corporation certificates, are only supported by the ability to borrow from the U.S. Treasury or by the credit of the agency. (The Federal National Mortgage Association and the Federal Home Loan Mortgage Corporation operate under conservatorship of the Federal Housing Finance Agency, an independent federal agency.) Private mortgage bankers and other institutions also issue mortgage-backed securities.

Mortgage-backed securities are subject to scheduled and unscheduled principal payments as homeowners pay down or prepay their mortgages. As these payments are received, they must be reinvested when interest rates may be higher or lower than on the original mortgage security. Therefore, these securities are not an effective means of locking in long-term interest rates. In addition, when interest rates fall, the rate of mortgage prepayments, including refinancings, tends to increase. Refinanced mortgages are paid off at face value or "par," causing a loss for any investor who may have purchased the security at a price above par. In such an environment, this risk limits the potential price appreciation of these securities and can negatively affect the fund's net asset value. When interest rates rise, the prices of mortgage-backed securities can be expected to decline. In addition, when interest rates rise and prepayments slow, the effective duration of mortgage-backed securities extends, resulting in increased price volatility.

Additional mortgage-backed securities in which the fund may invest include:

**Collateralized Mortgage Obligations** Collateralized mortgage obligations are debt instruments that are fully collateralized by a portfolio of mortgages or mortgage-backed securities including Government National Mortgage Association, Federal National Mortgage Association, Federal Home Loan Mortgage Corporation, and non-agency-backed mortgages. All interest and principal payments from the underlying mortgages are passed through to the collateralized mortgage obligations in such a way as to create different classes with varying risk characteristics, payment structures, and maturity dates. Collateralized mortgage obligation classes may pay fixed or variable rates of interest, and certain classes have priority over others with respect to the receipt of prepayments and allocation of defaults.

**Stripped Mortgage Securities** Stripped mortgage securities are created by separating the interest and principal payments generated by a pool of mortgage-backed securities or a collateralized mortgage obligation to create additional classes of securities. Generally, one class receives interest-only payments and another receives principal-only payments. Unlike other mortgage-backed securities and principal-only strips, the value of interest-only strips tends to move in the same direction as interest rates. The fund can use interest-only strips as a hedge against falling prepayment rates (when interest rates are rising) and/or in an unfavorable market environment. Principal-only strips can be used as a hedge against rising prepayment rates (when interest rates are falling) and/or in a favorable market environment. Interest-only strips and principal-only strips are acutely sensitive to interest rate changes and to the rate of principal prepayments.

A rapid or unexpected increase in prepayments can severely depress the price of interest-only strips, while a rapid or unexpected decrease in prepayments could have the same effect on principal-only strips. Of course, under the opposite conditions these securities may appreciate in value. These securities can be very volatile in price and may have lower overall liquidity than most other mortgage-backed securities. Certain non-stripped collateralized mortgage obligation classes may also exhibit these qualities, especially those that pay variable rates of interest that adjust inversely with, and more rapidly than, short-term interest rates. In addition, if interest rates rise rapidly and prepayment rates slow more than expected, certain collateralized mortgage obligation classes, in addition to losing value, can exhibit characteristics of long-term securities and become more volatile. There is no guarantee that the fund's investments in collateralized mortgage obligations, interest-only strips, or principal-only strips will be successful, and the fund's total return could be adversely affected as a result.

**Commercial Mortgage-Backed Securities** Commercial mortgage-backed securities are securities created from a pool of commercial mortgage loans, such as loans for hotels, shopping centers, office buildings, and apartment buildings. Interest and principal payments from the loans are passed on to the investor according to a schedule of payments. Credit quality depends primarily on the quality of the loans themselves and on the structure of the particular deal. Generally, deals are structured with senior and subordinate classes. The degree of subordination is determined by the rating agencies that rate the individual classes of the structure. Commercial mortgages are generally structured with prepayment penalties, which greatly reduce prepayment risk to the investor. However, the value of these securities may change because of actual or perceived changes in the creditworthiness of the individual borrowers, their tenants, the servicing agents, or the general state of commercial real estate. There is no limit on fund investments in these securities.

#### **Asset-Backed Securities**

An underlying pool of assets, such as credit card or automobile trade receivables or corporate loans or bonds, backs these bonds and provides the interest and principal payments to investors. On occasion, the pool of assets may also include a swap obligation, which is used to change the cash flows on the underlying assets. As an example, a swap may be used to allow floating rate assets to back a fixed rate obligation. Credit quality depends primarily on the quality of the underlying assets, the level of any credit support provided by the structure or by a third-party insurance wrap or a line of credit, and the credit quality of the swap counterparty, if any. The underlying assets (i.e., loans) are sometimes subject to prepayments, which can shorten the security's effective maturity and may lower its return. The value of these securities also may change because of actual or perceived changes in the creditworthiness of the individual borrowers, the originator, the servicing agent, the financial institution providing the credit support, or the swap counterparty. There is no limit on the fund's investments in asset-backed securities.

#### **High Yield Bonds**

The price and yield of below investment-grade (high yield) bonds, including non-investment-grade emerging market bonds, can be expected to fluctuate more than the price and yield of higher-quality bonds. Because these bonds are rated below BBB (or an equivalent rating) or are in default, they are regarded as predominantly speculative with respect to the issuer's continuing ability to meet principal and interest payments. Successful investment in lower-medium and low-quality bonds involves greater investment risk and is highly dependent on T. Rowe Price's credit analysis. A real or perceived economic downturn or higher interest rates could cause a decline in high yield bond prices by lessening the ability of issuers to make principal and interest payments. These bonds are often thinly traded and can be more difficult to sell and value accurately than higher-quality bonds. Because objective pricing data may be less available, judgment may play a greater role in the valuation process.

#### **Inflation-Linked Securities**

Inflation-linked securities are income-generating instruments whose interest and principal payments are adjusted for inflation—a sustained increase in prices of goods and services that erodes the purchasing power of money. Treasury Inflation Protected Securities are inflation-linked securities issued by the U.S. government. Inflation-linked bonds are also issued by corporations, U.S. government agencies, and foreign governments. The inflation adjustment, which is typically applied monthly to the principal of the bond, follows a designated inflation index, such as the Consumer Price Index. A fixed coupon rate is applied to the inflation-adjusted principal so that as inflation rises, both the principal value and the interest payments increase. This can provide investors with a hedge against inflation, as it helps preserve the purchasing power of your investment. Because of this inflation-adjustment feature, inflation protected bonds typically have lower yields than conventional fixed rate bonds.

Inflation protected bonds normally will decline in price when real interest rates rise. (A real interest rate is calculated by subtracting the inflation rate from a nominal interest rate. For example, if a 10-year Treasury note is yielding 5% and inflation expectations for the next 10 years are 2%, the real interest rate is 3%.) If inflation is negative, the principal and income of an inflation protected bond could decline and result in losses for the fund.

#### **Bank Loans**

The fund may make investments in bank loans through the purchase or execution of a privately negotiated loan or note representing the equivalent of a loan, as well as through loan assignments and participations. Large loans to corporations or governments, including governments of less developed countries, may be shared or syndicated among several lenders, usually banks. The fund could participate in such syndicates or could buy part of a loan, becoming a direct lender. These loans may often be obligations of companies or governments in financial distress or in default. These investments involve special types of risk, including those of being a lender, reduced liquidity, increased credit risk, and volatility.

Bank loans may be acquired directly through an agent acting on behalf of the lenders participating in the loan, as an assignment from another lender who holds a direct interest in the loan, or as a participation interest in another lender's portion of the loan. An



assignment typically results in the purchaser succeeding to all rights and obligations under the loan agreement between the assigning lender and the borrower. However, assignments may be arranged through private negotiations, and the rights and obligations acquired by the purchaser of an assignment may differ from, and be more limited than, those held by the assigning lender.

A participation interest is a fractional interest in a loan, issued by a lender or other financial institution. To the extent the fund invests in loans through participation interests, it will be more difficult for it to enforce its rights against the borrower because it will have established a direct contractual relationship with the seller of the participation interest but not with the borrower. When the fund invests in a loan by participation, it must rely on another party not only for the enforcement of its rights against the borrower, but also for the receipt and processing of payments due under the loan. Investing in a participation interest limits the fund's ability to file a claim directly as a creditor in the event of the borrower's bankruptcy.

### Foreign Securities

The fund may invest in foreign securities. Foreign securities could include non-U.S. dollar-denominated securities traded outside the U.S. and U.S. dollar-denominated securities of foreign issuers traded in the U.S. Investing in foreign securities involves special risks that can increase the potential for losses. These include exposure to potentially adverse local, political, social, and economic developments such as war, political instability, hyperinflation, currency devaluations, and overdependence on particular industries; government interference in markets such as nationalization and exchange controls, expropriation of assets, or imposition of punitive taxes; the imposition of international trade and capital barriers and other protectionist or retaliatory measures; potentially lower liquidity and higher volatility; possible problems arising from accounting, disclosure, settlement, and regulatory practices and legal rights that differ from U.S. standards; and the potential for fluctuations in foreign exchange rates to decrease the investment's value (favorable changes can increase its value). These risks are heightened for the fund's investments in emerging markets.

### Derivatives

A derivative is a financial instrument whose value is derived from an underlying security, such as a stock or bond, or from a market benchmark, such as an interest rate index. Many types of investments representing a wide range of risks and potential rewards may be considered derivatives, including conventional instruments such as futures and options, as well as other potentially more complex investments such as swaps and structured notes. The use of derivatives can involve leverage. Leverage has the effect of magnifying returns, positively or negatively. The effect on returns will depend on the extent to which an investment is leveraged. For example, an investment of \$1, leveraged at 2 to 1, would have the effect of an investment of \$2. Leverage ratios can be higher or lower with a corresponding effect on returns. The fund may use derivatives in a variety of situations, including for the purposes of accomplishing any or all of the following: to hedge against a decline in principal value, to increase yield, to gain exposure to eligible asset classes or securities with greater efficiency and at a lower cost than is possible through a direct investment, or to adjust portfolio duration or credit risk exposures.

Derivatives that may be used include the following instruments, as well as others that combine the risk characteristics and features of these instruments:

**Futures and Options** Futures are often used to establish exposures or manage or hedge risk because they enable the investor to buy or sell an asset in the future at an agreed-upon price. Options may be used to generate additional income, to enhance returns, or as a defensive technique to protect against anticipated declines in the value of an asset. Call options give the investor the right to purchase (when the investor purchases the option), or the obligation to sell (when the investor "writes" or sells the option), an asset at a predetermined price in the future. Put options give the purchaser of the option the right to sell, or the seller (or "writer") of the option the obligation to buy, an asset at a predetermined price in the future. Futures and options contracts may be bought or sold for any number of reasons, including to manage exposure to changes in interest rates, bond prices, foreign currencies, and credit quality; as an efficient means of increasing or decreasing the fund's exposure to certain markets; in an effort to enhance income; to improve risk-adjusted returns; to protect the value of portfolio securities; and to serve as a cash management tool. Call or put options may be purchased or sold on securities, futures, financial indexes, and foreign currencies. The fund may choose to continue a futures contract by "rolling over" an expiring futures contract into an identical contract with a later maturity date. This could increase the fund's transaction costs and portfolio turnover rate.

Futures and options contracts may not always be successful investments or hedges; their prices can be highly volatile; using them could lower the fund's total return; the potential loss from the use of futures can exceed the fund's initial investment in such contracts; and the losses from certain options written by the fund could be unlimited.

**Swaps** The fund may invest in interest rate, index, total return, credit default, and other types of swap agreements, as well as options on swaps, commonly referred to as "swaptions," and interest rate swap futures, which are instruments that provide a way to obtain swap exposure and the benefits of futures in one contract. All of these agreements are considered derivatives and, in certain cases,

high-risk derivatives. Interest rate, index, and total return swaps are two-party contracts under which the fund and a counterparty, such as a broker or dealer, agree to exchange the returns (or differentials in rates of return) earned or realized on particular predetermined investments or indexes. Credit default swaps are agreements where one party (the protection buyer) will make periodic payments to another party (the protection seller) in exchange for protection against specified credit events, such as defaults and bankruptcies related to an issuer or underlying credit instrument. Swap futures are futures contracts on interest rate swaps that enable purchasers to settle in cash at a future date at the price determined by a specific benchmark rate at the end of a fixed period. Swaps, swaptions, and swap futures can be used for a variety of purposes, including to manage the fund's overall exposure to changes in interest or foreign currency exchange rates and credit quality; as an efficient means of adjusting the fund's exposure to certain markets; in an effort to enhance income or total return or protect the value of portfolio securities; to serve as a cash management tool; and to adjust portfolio duration or credit risk exposure.

There are risks in the use of swaps and related instruments. Swaps could result in losses if interest or foreign currency exchange rates or credit quality changes are not correctly anticipated by the fund. Total return swaps could result in losses if the reference index, security, or investments do not perform as anticipated. Credit default swaps can increase the fund's exposure to credit risk and could result in losses if evaluation of the creditworthiness of the counterparty, or of the company or government on which the credit default swap is based, is incorrect. The use of swaps, swaptions, and swap futures may not always be successful. Using them could lower the fund's total return, their prices can be highly volatile, and the potential loss from the use of swaps can exceed the fund's initial investment in such instruments. Also, the other party to a swap agreement could default on its obligations or refuse to cash out the fund's investment at a reasonable price, which could turn an expected gain into a loss. Although there should be minimal counterparty risk associated with investments in interest rate swap futures, the fund could experience delays and/or losses due to the bankruptcy of a swap dealer through which the fund engaged in the transaction.

**Currency Derivatives** A fund that invests in foreign securities may attempt to hedge its exposure to potentially unfavorable currency changes. The primary means of doing this is through the use of forward currency exchange contracts, which are contracts between two counterparties to exchange one currency for another on a future date at a specified exchange rate. The fund may also use these instruments to create a synthetic bond, which is issued in one currency with the currency component transformed into another currency. However, futures, swaps, and options on foreign currencies may also be used. In certain circumstances, the fund may use currency derivatives to substitute a different currency for the currency in which the investment is denominated, a strategy known as proxy hedging. If the fund were to engage in any of these foreign currency transactions, it could serve to protect its foreign securities from adverse currency movements relative to the U.S. dollar, although the fund may also use currency derivatives in an effort to gain exposure to a currency expected to appreciate in value versus other currencies. As a result, the fund could be invested in a currency without holding any securities denominated in that currency. Such transactions involve, among other risks, the risk that anticipated currency movements will not occur, which could reduce the fund's total return. There are certain markets, including many emerging markets, where it is not possible to engage in effective foreign currency hedging.

#### **When-Issued Securities and Forwards**

The fund may purchase securities on a when-issued or delayed delivery basis or may purchase or sell securities on a forward commitment basis. The price of these securities is fixed at the time of the commitment to buy, but delivery and payment take place after the customary settlement period for that type of security (often a month or more later). During the interim period, the price and yield of the securities can fluctuate, and typically no interest accrues to the purchaser. At the time of delivery, the market value of the securities may be more or less than the purchase or sale price. To the extent the fund remains fully or almost fully invested (in securities with a remaining maturity of more than one year) at the same time it purchases these securities, there will be greater fluctuations in the fund's net asset value than if the fund did not purchase them.

#### **Principal Risks**

Consistent with the fund's objective(s), the portfolio manager uses various tools to try to reduce risks and increase total return, including:

- attempting to reduce the impact of a single holding on the fund's net asset value;
- thorough credit research performed by T. Rowe Price analysts; and
- adjusting the fund's duration to try to reduce the drop in its share price when interest rates rise or to benefit from a rise in bond prices when interest rates fall. (For example, when interest rates rise, the portfolio manager may seek to lower the fund's overall duration in an effort to reduce the adverse impact on the fund's share price.)

The principal risks associated with the fund's principal investment strategies, which may be even greater in bad or uncertain market conditions, include the following:

**Fixed income markets** The market price of investments owned by the fund may go up or down, sometimes rapidly or unpredictably. The fund's investments may decline in value due to factors affecting the overall fixed income markets or particular industries or sectors. The value of a holding may decline due to developments related to a particular issuer, but also due to general fixed income market conditions, including real or perceived adverse economic developments, such as changes in interest rates, credit quality, inflation, or currency rates, or generally adverse investor sentiment. The value of a holding may also decline due to factors that negatively affect a particular industry, such as labor shortages, increased production costs, or competitive conditions. The fund may experience heavy redemptions that could cause it to liquidate its assets at inopportune times or at a loss or depressed value.

**Market conditions** The value of investments held by the fund may decline, sometimes rapidly or unpredictably, due to factors affecting certain issuers, particular industries or sectors, or the overall markets. Rapid or unexpected changes in market conditions could cause the fund to liquidate its holdings at inopportune times or at a loss or depressed value. The value of a particular holding may decrease due to developments related to that issuer but also due to general market conditions, including real or perceived economic developments, such as changes in interest rates, credit quality, inflation, or currency rates, or generally adverse investor sentiment. The value of a holding may also decline due to factors that negatively affect a particular industry or sector, such as labor shortages, increased production costs, or competitive conditions. In addition, local, regional, or global events such as war, military conflict, acts of terrorism, political and social unrest, regulatory changes, recessions, shifts in monetary or trade policies, natural or environmental disasters, and the spread of infectious diseases or other public health issues could have a significant negative impact on securities markets and the fund's investments. Any of these events may lead to unexpected suspensions or closures of securities exchanges; travel restrictions or quarantines; business disruptions and closures; inability to obtain raw materials, supplies and component parts; reduced or disrupted operations for the fund's service providers or issuers in which the fund invests; and an extended adverse impact on global market conditions. Government intervention in markets may impact interest rates, market volatility, and security pricing. The occurrence, reoccurrence, and uncertainty of widespread diseases and health crises could adversely affect the economies (including through changes in business activity and increased unemployment) and financial markets of specific countries or worldwide.

**Interest rates** The prices of bonds and other fixed income securities typically increase as interest rates fall, and prices typically decrease as interest rates rise (bond prices and interest rates usually move in opposite directions). Prices fall because the bonds and notes in the fund's portfolio become less attractive to other investors when securities with higher yields become available. Generally, securities with longer maturities or durations and funds with longer weighted average maturities or durations have greater interest rate risk. As a result, in a rising interest rate environment, the net asset value of a fund with a longer weighted average maturity or duration typically decreases at a faster rate than the net asset value of a fund with a shorter weighted average maturity or duration. Interest rates have recently been near historically low levels. Extremely low or negative interest rates may increase the fund's susceptibility to interest rate risk and reduce the fund's yield. In addition, recent and potential future changes in monetary policy made by central banks and/or governments are likely to affect the level of interest rates. The discontinuation and replacement of a benchmark rate such as LIBOR (an indicative measure of the average interest rate at which major global banks could borrow from one another) may have a significant impact on the financial markets and may adversely impact the fund's performance. As a result, rapid changes in interest rates may increase the fund's overall exposure to interest rate risk.

**Credit quality** An issuer of a debt instrument held by the fund could default (fail to make scheduled interest or principal payments), potentially reducing the fund's income and share price. Credit risk is increased when portfolio holdings are downgraded or the perceived financial condition of an issuer deteriorates. Holdings with an investment-grade rating (AAA through BBB, or an equivalent rating) should have a relatively low risk of encountering financial problems and a relatively high probability of future payments. However, holdings rated BBB (or an equivalent rating) are more susceptible to adverse economic conditions than other investment-grade holdings and may have speculative characteristics. Holdings rated below investment grade should be regarded as speculative because their issuers may be more susceptible to financial setbacks and recession than more creditworthy issuers (commonly referred to as "junk").

**Derivatives** The use of interest rate futures exposes the fund to additional volatility in comparison to investing directly in bonds and other debt instruments. These instruments can experience reduced liquidity and become difficult to value and may involve leverage so that small changes produce disproportionate losses for the fund. The fund's use of interest rate futures involves the risk that anticipated changes in interest rates, prepayment rates, and/or yield curves will not be accurately predicted or move in a direction that is not favorable to the fund, which could negatively impact the fund's performance or impair the fund's efforts to adjust its duration as

intended. Changes in regulations could significantly impact the fund's ability to invest in specific types of derivatives, which could limit the fund's ability to employ certain strategies that use derivatives.

**Foreign investing** The fund's investments outside the U.S. are subject to special risks, whether the securities (including depositary receipts and other instruments that represent interests in a non-U.S. issuer) are denominated in U.S. dollars or foreign currencies. These risks include potentially adverse local, political, social, and economic conditions overseas; greater volatility; lower liquidity; and the possibility that settlement practices and regulatory and accounting standards will differ from those of U.S. issuers. Foreign currencies could decline against the U.S. dollar, lowering the value of securities denominated in those currencies and possibly the fund's share price. These risks are heightened for any investments in emerging markets, which are more susceptible to governmental interference, less efficient trading markets, and the imposition of local taxes or restrictions on gaining access to sales proceeds for foreign investors.

**Liquidity** The fund may not be able to meet requests to redeem shares issued by the fund without significant dilution of the remaining shareholders' interests in the fund. In addition, the fund may not be able to sell a holding in a timely manner at a desired price. Sectors of the bond market can experience sudden downturns in trading activity. During periods of reduced market liquidity, the spread between the price at which a security can be bought and the price at which it can be sold can widen, and the fund may not be able to sell a holding readily at a price that reflects what the fund believes it should be worth. Securities with lower overall liquidity can also become more difficult to value. Liquidity risk may be the result of, among other things, the reduced number and capacity of traditional broker-dealers to make a market in fixed income securities or the lack of an active market. The potential for liquidity risk may be magnified by a rising interest rate environment or other circumstances where selling activity from fixed income investors may be higher than normal, potentially causing increased supply in the market.

**Prepayments and extensions** A fund investing in mortgage-backed securities, certain asset-backed securities, and other debt instruments that have embedded call options can be negatively impacted when interest rates fall because borrowers tend to refinance and prepay principal. Receiving increasing prepayments in a falling interest rate environment causes the average maturity of the portfolio to shorten, reducing its potential for price gains. It also requires the fund to reinvest proceeds at lower interest rates, which reduces the fund's total return and yield, and could result in a loss if bond prices fall below the level that the fund paid for them. A rise in interest rates or lack of refinancing opportunities can cause the fund's average maturity to lengthen unexpectedly due to a drop in expected prepayments of mortgage-backed securities, asset-backed securities, and callable debt instruments. This would increase the fund's sensitivity to rising rates and its potential for price declines.

**Active management** The investment adviser's judgments about the attractiveness, value, or potential appreciation of the fund's investments may prove to be incorrect. The fund could underperform other funds with a similar benchmark or similar investment program if the fund's investment selections or overall strategies fail to produce the intended results. Regulatory, tax, or other developments may affect the investment strategies available to a portfolio manager, which could adversely affect the ability to implement the fund's overall investment program and achieve the fund's investment objective(s).

**Cybersecurity breaches** The fund may be subject to operational and information security risks resulting from breaches in cybersecurity. Cybersecurity breaches may involve deliberate attacks and unauthorized access to the digital information systems (for example, through "hacking" or malicious software coding) used by the fund or its third-party service providers but may also result from outside attacks such as denial-of-service attacks, which are efforts to make network services unavailable to intended users. These breaches may, among other things, result in financial losses to the fund and its shareholders, cause the fund to lose proprietary information, disrupt business operations, or result in the unauthorized release of confidential information. Further, cybersecurity breaches involving the fund's third-party service providers, financial intermediaries, trading counterparties, or issuers in which the fund invests could subject the fund to many of the same risks associated with direct breaches.

#### **Additional Investment Management Practices**

The SAI contains more detailed information about the fund and its investments, operations, and expenses. The fund's investments may be subject to further restrictions and risks described in the SAI.

#### **Investments in Other Investment Companies**

The fund may invest in other investment companies, including open-end funds, closed-end funds, and exchange-traded funds, subject to any applicable limitations under the Investment Company Act of 1940.

The fund may purchase the securities of another investment company to temporarily gain exposure to a portion of the market while awaiting the purchase of securities or as an efficient means of gaining exposure to a particular asset class. The fund might also purchase shares of another investment company, including shares of other T. Rowe Price Funds, to gain exposure to the securities in

the investment company's portfolio at times when the fund may not be able to buy those securities directly, or as a means of gaining efficient and cost-effective exposure to certain asset classes. Any investment in another investment company would be consistent with the fund's objective(s) and investment program.

The risks of owning another investment company are generally similar to the risks of investing directly in the securities in which that investment company invests. However, an investment company may not achieve its investment objective or execute its investment strategy effectively, which may adversely affect the fund's performance. In addition, because closed-end funds and exchange-traded funds trade on a secondary market, their shares may trade at a premium or discount to the actual net asset value of their portfolio securities, and their shares may have greater volatility if an active trading market does not exist.

As a shareholder of another investment company, the fund must pay its pro-rata share of that investment company's fees and expenses. If the fund invests in another T. Rowe Price Fund, the management fee paid by the fund will be reduced to ensure that the fund does not incur duplicate management fees as a result of its investment.

### **Illiquid Investments**

Some of the fund's holdings may be considered illiquid because they are subject to legal or contractual restrictions on resale or because they cannot reasonably be expected to be sold or disposed of in current market conditions in seven calendar days or less without the sale or disposition significantly changing the market value of the investment. The determination of liquidity involves a variety of factors. Illiquid investments may include private placements that are sold directly to a small number of investors, usually institutions. Unlike public offerings, such securities are not registered with the SEC. Although certain of these securities may be readily sold (for example, pursuant to Rule 144A under the Securities Act of 1933) and therefore deemed liquid, others may have resale restrictions and be considered illiquid. The sale of illiquid investments may involve substantial delays and additional costs, and the fund may only be able to sell such investments at prices substantially lower than what it believes they are worth. In addition, the fund's investments in illiquid investments may reduce the returns of the fund because it may be unable to sell such investments at an advantageous time, which could prevent the fund from taking advantage of other investment opportunities.

### **Temporary Defensive Position**

In order to respond to adverse market, economic, or political conditions, or to provide flexibility in meeting redemptions, paying expenses, managing cash flows into the fund, and responding to periods of unusual market volatility, the fund may assume a temporary defensive position that is inconsistent with its principal investment objective(s) and/or strategies.

### **Reserve Position**

A certain portion of the fund's assets may be held in reserves. The fund's reserve positions will typically consist of: (1) shares of a T. Rowe Price internal money market fund or short-term bond fund (which do not charge any management fees and are not available for public purchase); (2) short-term, high-quality U.S. and non-U.S. dollar-denominated money market securities, including repurchase agreements; and (3) U.S. dollar or non-U.S. dollar currencies. If the fund has significant holdings in reserves, it could compromise its ability to achieve its objective(s). Non-U.S. dollar reserves are subject to currency risk.

### **Borrowing Money and Transferring Assets**

The fund may borrow from banks, other persons, and other T. Rowe Price Funds for temporary or emergency purposes, to facilitate redemption requests, or for other purposes consistent with the fund's policies as set forth in this prospectus and the SAI. Such borrowings may be collateralized with the fund's assets, subject to certain restrictions.

Borrowings may not exceed 33⅓% of the fund's total assets. This limitation includes any borrowings for temporary or emergency purposes, applies at the time of the transaction, and continues to the extent required by the Investment Company Act of 1940.

### **Meeting Redemption Requests**

We expect that the fund will hold cash or cash equivalents to meet redemption requests. The fund may also use the proceeds from the sale of portfolio securities to meet redemption requests if consistent with the management of the fund. These redemption methods will be used regularly and may also be used in deteriorating or stressed market conditions. The fund reserves the right to pay redemption proceeds with securities from the fund's portfolio rather than in cash (redemptions in-kind), as described under "Large Redemptions." Redemptions in-kind are typically used to meet redemption requests that represent a large percentage of the fund's net assets in order to minimize the effect of large redemptions on the fund and its remaining shareholders. In general, any redemptions in-kind will represent a pro-rata distribution of the fund's securities, subject to certain limited exceptions. Redemptions in-kind may be used regularly in circumstances as described above (generally if the shareholder is able to accept securities in-kind) and may also be used in stressed market conditions.

The fund, along with other T. Rowe Price Funds, is a party to an interfund lending exemptive order received from the SEC that permits the T. Rowe Price Funds to borrow money from and/or lend money to other T. Rowe Price Funds to help the funds meet short-term redemptions and liquidity needs.

During periods of deteriorating or stressed market conditions, when an increased portion of the fund's portfolio may be composed of holdings with reduced liquidity or lengthy settlement periods, or during extraordinary or emergency circumstances, the fund may be more likely to pay redemption proceeds with cash obtained through interfund lending or short-term borrowing arrangements (if available) or by redeeming a large redemption request in-kind.

#### **Lending of Portfolio Securities**

The fund may lend its securities to broker-dealers, other institutions, or other persons to earn additional income. Risks include the potential insolvency of the broker-dealer or other borrower that could result in delays in recovering securities and capital losses. Additionally, losses could result from the reinvestment of collateral received on loaned securities in investments that decline in value, default, or do not perform as well as expected. Cash collateral from securities lending is invested in a T. Rowe Price short-term bond or money market fund.

### **PORTFOLIO TURNOVER**

---

Turnover is an indication of frequency of trading. Each time the fund purchases or sells a security, it incurs a cost. This cost is reflected in the fund's net asset value but not in its operating expenses. The higher the turnover rate, the higher the transaction costs and the greater the impact on the fund's total return. Higher turnover can also increase the possibility of taxable capital gain distributions. The fund's portfolio turnover rates are shown in the Financial Highlights tables.

### **FINANCIAL HIGHLIGHTS**

---

The Financial Highlights tables, which provide information about each class' financial history, are based on a single share outstanding throughout the periods shown. The tables are part of the fund's financial statements, which are included in its annual report and are incorporated by reference into the SAI (available upon request). The financial statements in the annual report were audited by the fund's independent registered public accounting firm, PricewaterhouseCoopers LLP.

## FINANCIAL HIGHLIGHTS

For a share outstanding throughout each period

## Limited-Term Bond Portfolio Class

|   | Year<br>Ended<br>12/31/21 | 12/31/20   | 12/31/19   | 12/31/18   | 12/31/17   |
|---|---------------------------|------------|------------|------------|------------|
| <b>NET ASSET VALUE</b>  |                           |            |            |            |            |
| Beginning of period   | \$ 5.00                   | \$ 4.87    | \$ 4.78    | \$ 4.82    | \$ 4.84    |
| Investment activities   |                           |            |            |            |            |
| Net investment income <sup>(1)(2)</sup>                                       | 0.07                      | 0.10       | 0.11       | 0.09       | 0.06       |
| Net realized and unrealized gain/ loss  | (0.06)                    | 0.13       | 0.10       | (0.03)     | (0.01)     |
| Total from investment activities  | 0.01                      | 0.23       | 0.21       | 0.06       | 0.05       |
| Distributions   |                           |            |            |            |            |
| Net investment income   | (0.07)                    | (0.10)     | (0.12)     | (0.10)     | (0.07)     |
| Net realized gain   | (0.03)                    | —          | —          | —          | —          |
| Total distributions   | (0.10)                    | (0.10)     | (0.12)     | (0.10)     | (0.07)     |
| <b>NET ASSET VALUE</b>  |                           |            |            |            |            |
| End of period   | \$ 4.91                   | \$ 5.00    | \$ 4.87    | \$ 4.78    | \$ 4.82    |
| <b>Ratios/Supplemental Data</b>   |                           |            |            |            |            |
| Total return <sup>(2)(3)</sup>  | 0.13%                     | 4.71%      | 4.35%      | 1.18%      | 1.05%      |
| Ratios to average net assets: <sup>(2)</sup>                                  |                           |            |            |            |            |
| Gross expenses before waivers/<br>payments by Price Associates <sup>(4)</sup> | 0.70%                     | 0.70%      | 0.70%      | 0.60%      | 0.70%      |
| Net expenses after waivers/<br>payments by Price Associates                   | 0.50%                     | 0.50%      | 0.50%      | 0.60%      | 0.70%      |
| Net investment income   | 1.31%                     | 2.04%      | 2.37%      | 1.93%      | 1.29%      |
| Portfolio turnover rate   | 64.3%                     | 70.4%      | 61.1%      | 52.6%      | 55.9%      |
| Net assets, end of period (in thousands)                                      | \$ 171,166                | \$ 139,173 | \$ 455,521 | \$ 434,175 | \$ 443,270 |

<sup>(1)</sup> Per share amounts calculated using average shares outstanding method.<sup>(2)</sup> Includes the impact of expense-related arrangements with Price Associates.<sup>(3)</sup> Total return reflects the rate that an investor would have earned on an investment in the fund during each period, assuming reinvestment of all distributions, and payment of no redemption or account fees, if applicable.<sup>(4)</sup> Prior to 12/31/19, the gross expense ratios presented are net of a management fee waiver in effect during the period, as applicable.

**FINANCIAL HIGHLIGHTS**

For a share outstanding throughout each period

**Limited-Term Bond Portfolio—II Class**

|   | Year<br>Ended<br>12/31/21 | 12/31/20 | 12/31/19 | 12/31/18 | 12/31/17 |
|---|---------------------------|----------|----------|----------|----------|
| <b>NET ASSET VALUE</b>                  |                           |          |          |          |          |
| Beginning of period                     | \$ 4.98                   | \$ 4.85  | \$ 4.76  | \$ 4.80  | \$ 4.82  |
| Investment activities                   |                           |          |          |          |          |
| Net investment income <sup>(1)(2)</sup> | 0.05                      | 0.08     | 0.10     | 0.08     | 0.05     |
| Net realized and unrealized gain/ loss  | (0.06)                    | 0.13     | 0.09     | (0.04)   | (0.01)   |
| Total from investment activities        | (0.01)                    | 0.21     | 0.19     | 0.04     | 0.04     |
| Distributions                           |                           |          |          |          |          |
| Net investment income                   | (0.05)                    | (0.08)   | (0.10)   | (0.08)   | (0.06)   |
| Net realized gain                       | (0.03)                    | —        | —        | —        | —        |
| Total distributions                     | (0.08)                    | (0.08)   | (0.10)   | (0.08)   | (0.06)   |
| <b>NET ASSET VALUE</b>                  |                           |          |          |          |          |
| End of period                           | \$ 4.89                   | \$ 4.98  | \$ 4.85  | \$ 4.76  | \$ 4.80  |

**Ratios/Supplemental Data**

|   |                |              |              |              |              |
|---|----------------|--------------|--------------|--------------|--------------|
| <b>Total return<sup>(2)(3)</sup></b>  | <b>(0.13)%</b> | <b>4.46%</b> | <b>4.10%</b> | <b>0.93%</b> | <b>0.81%</b> |
| Ratios to average net assets: <sup>(2)</sup>                                  |                |              |              |              |              |
| Gross expenses before waivers/<br>payments by Price Associates <sup>(4)</sup> | 0.95%          | 0.95%        | 0.95%        | 0.84%        | 0.95%        |
| Net expenses after waivers/<br>payments by Price Associates                   | 0.75%          | 0.75%        | 0.75%        | 0.84%        | 0.95%        |
| Net investment income   | 1.06%          | 1.68%        | 2.11%        | 1.72%        | 1.09%        |
| Portfolio turnover rate   | 64.3%          | 70.4%        | 61.1%        | 52.6%        | 55.9%        |
| Net assets, end of period (in thousands)                                      | \$ 18,786      | \$ 15,503    | \$ 16,613    | \$ 15,247    | \$ 7,378     |

<sup>(1)</sup> Per share amounts calculated using average shares outstanding method.<sup>(2)</sup> Includes the impact of expense-related arrangements with Price Associates.<sup>(3)</sup> Total return reflects the rate that an investor would have earned on an investment in the fund during each period, assuming reinvestment of all distributions, and payment of no redemption or account fees, if applicable.<sup>(4)</sup> Prior to 12/31/19, the gross expense ratios presented are net of a management fee waiver in effect during the period, as applicable.**DISCLOSURE OF FUND PORTFOLIO INFORMATION**

Most T. Rowe Price Funds disclose their calendar quarter-end portfolio holdings on **troweprice.com** 15 calendar days after each quarter. At the discretion of the investment adviser, these holdings reports may exclude the issuer name and other information relating to a holding in order to protect the fund's interests and to prevent harm to the fund or its shareholders. In addition, most T. Rowe Price Funds disclose their 10 largest holdings, along with the percentage of the relevant fund's total assets that each of the 10 holdings represents, on **troweprice.com** on the seventh business day after each month-end. These holdings are listed in numerical order based on such percentages of the fund's assets. A description of T. Rowe Price's policies and procedures with respect to the disclosure of portfolio information is available in the SAI.



The following policies and procedures generally apply to the T. Rowe Price Variable Insurance Portfolios, which are T. Rowe Price mutual funds specifically designed to be made available through variable annuity or variable life insurance contracts. For instructions on how to purchase and redeem shares of the funds, you should refer to your insurance contract prospectus.

---

**INVESTING IN T. ROWE PRICE VARIABLE INSURANCE PORTFOLIOS**

---

Shares of the Variable Insurance Portfolios are designed to be offered to insurance company separate accounts established for the purpose of funding variable annuity and variable life insurance contracts. The variable annuity and variable life insurance contracts holders or participants are not the shareholders of the funds. Rather, the separate account of the insurance company is the shareholder. The variable annuity and variable life insurance contracts are described in separate prospectuses issued by the insurance companies. The funds assume no responsibility for any insurance company prospectuses or variable annuity or variable life insurance contracts.

Some of the Variable Insurance Portfolios are available only in a single share class, while some of the Variable Insurance Portfolios are also available in a II Class. Shares of the funds are sold and redeemed without the imposition of any sales charges, commissions, or redemption fees, although shares of the II Class are subject to a 12b-1 fee at a rate of up to 0.25% of the class' average daily net assets. In addition, certain other charges may apply to variable annuity or variable life contracts. Those charges are disclosed in the insurance contract prospectus.

Your ability to exchange from these funds into any other T. Rowe Price Fund that serves as an investment option under your insurance contract is governed by the terms of that contract and the insurance contract prospectus, as well as the funds' excessive and short-term trading policy described later in this section.

---

**DISTRIBUTION AND SHAREHOLDER SERVICING FEES**

---

Each II Class has adopted a 12b-1 plan to pay certain expenses associated with the distribution of the fund's shares out of the fund's assets. Under such 12b-1 plan, the II Class may make payments at a rate of up to 0.25% of the class' average daily net assets to various insurance companies, their agents, and contract distributors for distribution and servicing of fund shares. These payments may be more or less than the costs incurred by the insurance companies, their agents, and contract distributors for distribution and servicing of fund shares. Because the fees are paid from the II Class net assets on an ongoing basis, they will increase the cost of your investment and, over time, could result in your paying more than with other types of sales charges.

In addition, from time to time, T. Rowe Price may make payments from its own resources to eligible insurance companies for recordkeeping and administrative services they provide to a fund for contract holders. These payments may range from 0.15% to 0.25% of the average annual total assets invested by the separate accounts of the insurance company in the fund. All payments described specifically by this paragraph are paid by T. Rowe Price and are not paid directly from the Variable Insurance Portfolios' assets.

---

**PRICING OF SHARES AND TRANSACTIONS**

---

**How and When Shares Are Priced**

The trade date for your transaction request generally depends on the day and time that your insurance company or T. Rowe Price receives your request and will normally be executed using the next share price calculated after your order is received in correct form by your insurance company or T. Rowe Price or its agent. The share price, also called the net asset value, for each share class of a fund is calculated at the close of trading on the New York Stock Exchange (NYSE), which is normally 4 p.m. ET, on each day that the NYSE is open for business. Net asset values are not calculated for the funds on days when the NYSE is scheduled to be closed for trading (for example, weekends and certain U.S. national holidays). If the NYSE is unexpectedly closed due to weather or other extenuating circumstances on a day it would typically be open for business, or if the NYSE has an unscheduled early closing on a day it has opened

for business, the funds reserve the right to treat such day as a business day and accept purchase and redemption orders and calculate their share price as of the normally scheduled close of regular trading on the NYSE for that day.

To calculate the net asset value, the fund's assets are valued and totaled; liabilities are subtracted; and each class' proportionate share of the balance, called net assets, is divided by the number of shares outstanding of that class. Market values are used to price portfolio holdings for which market quotations are readily available. Market values generally reflect the prices at which securities actually trade or represent prices that have been adjusted based on evaluations and information provided by the fund's pricing services. Investments in other mutual funds are valued at the closing net asset value per share of the mutual fund on the day of valuation. If a market value for a portfolio holding is not available or normal valuation procedures are deemed to be inappropriate, the fund will make a good faith effort to assign a fair value to the holding by taking into account various factors and methodologies that have been approved by the fund's Board. This value may differ from the value the fund receives upon sale of the securities.

Amortized cost is used to price securities held by money market funds and certain short-term debt securities held by other funds. The Government Money Portfolio, which seeks to maintain a stable net asset value of \$1.00, uses the amortized cost method of valuation to calculate its net asset value. Amortized cost allows money market funds to value a holding at the fund's acquisition cost with adjustments for any premiums or discounts, and then round the net asset value per share to the nearest whole cent. The amortized cost method of valuation enables money market funds to maintain a \$1.00 net asset value, but it may also result in periods during which the stated value of a security held by the funds differs from the market-based price the funds would receive if they sold that holding. The current market-based net asset value per share for each business day in the preceding six months is available for the Government Money Portfolio through **troweprice.com**. These market-based net asset values are for informational purposes only and are not used to price transactions.

The funds use various pricing services to provide closing market prices, as well as information used to adjust those prices and to value most fixed income securities. A fund cannot predict how often it will use closing prices or how often it will adjust those prices. As a means of evaluating its fair value process, the fund routinely compares closing market prices, the next day's opening prices in the same markets, and adjusted prices.

Non-U.S. equity securities are valued on the basis of their most recent closing market prices at 4 p.m. ET, except under the following circumstances. Most foreign markets close before 4 p.m. ET. For example, the most recent closing prices for securities traded in certain Asian markets may be as much as 15 hours old at 4 p.m. ET. If a fund determines that developments between the close of a foreign market and the close of the NYSE will, in its judgment, affect the value of some or all of the fund's securities, the fund will adjust the previous closing prices to reflect what it believes to be the fair value of the securities as of 4 p.m. ET. In deciding whether to make these adjustments, the fund reviews a variety of factors, including developments in foreign markets, the performance of U.S. securities markets, and the performance of instruments trading in U.S. markets that represent foreign securities and baskets of foreign securities.

A fund may also fair value certain securities or a group of securities in other situations—for example, when a particular foreign market is closed but the fund is open. For a fund that has investments in securities that are primarily listed on foreign exchanges that trade on weekends or other days when the fund does not price its shares, the fund's net asset value may change on days when shareholders will not be able to purchase or redeem the fund's shares. If an event occurs that affects the value of a security after the close of the market, such as a default of a commercial paper issuer or a significant move in short-term interest rates, a fund may make a price adjustment depending on the nature and significance of the event. The funds also evaluate a variety of factors when assigning fair values to private placements and other restricted securities. Other mutual funds may adjust the prices of their securities by different amounts or assign different fair values than the fair value that the fund assigns to the same security.

### **How the Trade Date Is Determined**

The insurance companies purchase shares of the fund for their separate accounts, using premiums allocated by the contract holders or participants. Shares are purchased at the net asset value next determined after the insurance company receives the premium payment in correct form. Initial and subsequent payments allocated to the fund are subject to the limits stated in the insurance contract prospectus issued by the insurance company.

The insurance companies redeem shares of the fund to make benefit or surrender payments under the terms of their contracts. Redemptions are processed on any day on which the NYSE is open and are priced at the fund's net asset value next determined after the insurance company receives a surrender request in acceptable form.

The funds have authorized certain insurance companies, financial intermediaries, or their designees to accept orders to buy or sell fund shares on their behalf. Generally, when insurance companies receive an order in correct form, the order is considered as being

placed with the fund and shares will be bought or sold at the net asset value next calculated after the order is received by the insurance company. The insurance company or financial intermediary must transmit the order to T. Rowe Price or its agent and pay for such shares in accordance with the agreement with T. Rowe Price, or the order may be canceled and the insurance company or financial intermediary could be held liable for the losses. If the fund does not have such an agreement in place with your insurance company or financial intermediary, T. Rowe Price or its agent must receive the request in correct form from your insurance company or financial intermediary by the close of the NYSE in order for your transaction to be priced at that business day's net asset value.

*Note:* The time at which transactions and shares are priced and the time until which orders are accepted may be changed in case of an emergency or if the NYSE closes at a time other than 4 p.m. ET. The funds reserve the right to not treat an unscheduled intraday disruption or closure in NYSE trading as a closure of the NYSE and still accept transactions and calculate their net asset value as of 4 p.m. ET.

---

## GENERAL POLICIES RELATING TO TRANSACTIONS

---

### Purchasing Shares

All initial and subsequent investments by insurance companies or financial intermediaries are typically made by bank wire or electronic payment. There is no assurance that the share price for the purchase will be the same day the wire or electronic payment was initiated. The Variable Insurance Portfolios do not require a particular minimum amount for initial or subsequent purchases. However, you should check with your insurance company to determine if a minimum applies to your investment. Purchases by financial intermediaries are typically initiated through the National Securities Clearing Corporation or by calling Client Account Management.

When authorized by the fund, certain financial institutions purchasing fund shares on behalf of customers through T. Rowe Price Client Account Management may place a purchase order unaccompanied by payment. Payment for these shares must be received by the time designated by the fund (not to exceed the period established for settlement under applicable regulations). If payment is not received by this time, the order may be canceled. The financial institution is responsible for any costs or losses incurred by the fund or T. Rowe Price if payment is delayed or not received.

**U.S. Dollars** All purchases must be paid for in U.S. dollars.

**Nonpayment** Purchases may be canceled for any orders that are not paid in full. The purchaser may be responsible for any losses or expenses incurred by the fund or its transfer agent, and the fund can redeem shares as reimbursement. The funds and their agents have the right to reject or cancel any purchase due to nonpayment.

### Redeeming Shares

Unless otherwise indicated, redemption proceeds will be sent via bank wire to the insurance company's or financial intermediary's designated bank. Redemptions are typically initiated through the National Securities Clearing Corporation or by calling Client Account Management. Normally, the fund transmits proceeds to insurance companies and financial intermediaries for redemption orders received in correct form on either the next business day or second business day after receipt of the order, depending on the arrangement with the insurance company or financial intermediary. You may want to contact your insurance company about procedures for receiving your redemption proceeds under your insurance contract.

Please note that certain purchase and redemption requests initiated through the National Securities Clearing Corporation may be rejected, and in such instances, the transaction must be placed by contacting Client Account Management.

**Large Redemptions** Large redemptions can adversely affect a portfolio manager's ability to implement a fund's investment strategy by causing the premature sale of securities that would otherwise be held longer. Therefore, the fund reserves the right (without prior notice) to redeem in-kind. In general, any redemptions in-kind will represent a pro-rata distribution of a fund's securities, subject to certain limited exceptions. The redeeming shareholder or account will be responsible for disposing of the securities, and the shareholder or account will be subject to the risks that the value of the securities could decline prior to their sale, the securities could be difficult to sell, and brokerage fees could be incurred. If a shareholder or account owner continues to hold the securities, he or she may be subject to any ownership restrictions imposed by the issuers. For example, real estate investment trusts often impose ownership restrictions on their equity securities.

**Delays in Sending Redemption Proceeds** The Variable Insurance Portfolios typically expect that redemption requests will be paid out to redeeming shareholders by the business day following the receipt of a redemption request that is in correct form. Proceeds sent by wire are typically credited to the insurance company's or financial intermediary's designated bank the next business day after the redemption. However, under certain circumstances, and when deemed to be in a fund's best interests, proceeds may not be sent for up to seven calendar days after receipt of a valid redemption order (for example, during periods of deteriorating or stressed market conditions or during extraordinary or emergency circumstances). In addition, under certain limited circumstances, the Board of Directors of a money market fund may elect to permanently suspend redemptions in order to facilitate an orderly liquidation of the money market fund (subject to any additional liquidation requirements).

### **Excessive and Short-Term Trading Policy**

Excessive transactions and short-term trading can be harmful to fund shareholders in various ways, such as disrupting a fund's portfolio management strategies, increasing a fund's trading and other costs, and negatively affecting its performance. Short-term traders in funds that invest in foreign securities may seek to take advantage of developments overseas that could lead to an anticipated difference between the price of the funds' shares and price movements in foreign markets. While there is no assurance that T. Rowe Price can prevent all excessive and short-term trading, the Boards of the T. Rowe Price Funds have adopted the following trading limits that are designed to deter such activity and protect the funds' shareholders. The funds may revise their trading limits and procedures at any time as the Boards deem necessary or appropriate to better detect short-term trading that may adversely affect the funds, to comply with applicable regulatory requirements, or to impose additional or alternative restrictions. The excessive and short-term trading policy for the T. Rowe Price Funds applies to contract holders notwithstanding any provisions in your insurance contract.

Subject to certain exceptions, each T. Rowe Price Fund restricts a shareholder's purchases (including through exchanges) into a fund account for a period of 30 calendar days after the shareholder has redeemed or exchanged out of that same fund account (the "30-Day Purchase Block"). The calendar day after the date of redemption is considered Day 1 for purposes of computing the period before another purchase may be made.

**General Exceptions** As of the date of this prospectus, the following types of transactions generally are not subject to the 30-Day Purchase Block (certain of these exceptions are not applicable to Variable Insurance Portfolios):

- Shares purchased or redeemed in money market funds and ultra short-term bond funds;
- Shares purchased or redeemed through a systematic purchase or withdrawal plan;
- Checkwriting redemptions from bond funds and money market funds;
- Shares purchased through the reinvestment of dividends or capital gain distributions;
- Shares redeemed automatically by a fund to pay fund fees or shareholder account fees;
- Transfers and changes of account registration within the same fund;
- Shares purchased by asset transfer or direct rollover;
- Shares purchased or redeemed through IRA conversions and recharacterizations;
- Shares redeemed to return an excess contribution from a retirement account;
- Transactions in Section 529 college savings plans;
- Certain transactions in defined benefit and nonqualified plans, subject to prior approval by T. Rowe Price;
- Shares converted from one share class to another share class in the same fund;
- Shares of T. Rowe Price Funds that are purchased by another T. Rowe Price Fund, including shares purchased by T. Rowe Price fund-of-funds products, and shares purchased by discretionary accounts managed by T. Rowe Price or one of its affiliates (please note that shareholders of the investing T. Rowe Price Fund are still subject to the policy);
- Transactions initiated by the trustee or adviser to a donor-advised charitable gift fund as approved by T. Rowe Price; and
- Transactions having a value of \$5,000 or less (insurance companies and financial intermediaries may apply the excessive and short-term trading policy to transactions of any amount).

Transactions in certain rebalancing, asset allocation, wrap, and other advisory programs, as well as non-T. Rowe Price fund-of-funds products, may also be exempt from the 30-Day Purchase Block, subject to prior written approval by T. Rowe Price.

In addition to restricting transactions in accordance with the 30-Day Purchase Block, T. Rowe Price may, in its discretion, reject (or instruct a financial intermediary or insurance company to reject) any purchase or exchange into a fund from a person (which includes individuals and entities) whose trading activity could disrupt the management of the fund or dilute the value of the fund's shares, including trading by persons acting collectively (for example, following the advice of a newsletter). Such persons may be barred, without prior notice, from further purchases of T. Rowe Price Funds for a period longer than 30 calendar days, or permanently.

**Omnibus Accounts** Financial intermediaries and insurance companies may maintain their underlying accounts directly with the fund, although they often establish an omnibus account (one account with the fund that represents multiple underlying shareholder accounts or underlying contract holder accounts) in the fund on behalf of their customers. When insurance companies establish omnibus accounts in the T. Rowe Price Funds, T. Rowe Price is not able to monitor the trading activity by underlying contract holders. However, T. Rowe Price monitors aggregate trading activity at the insurance company (omnibus account) level in an attempt to identify activity that indicates potential excessive or short-term trading. If it detects suspicious trading activity, T. Rowe Price will contact the insurance company and may request personal identifying information and transaction histories for some or all of the underlying contract holders. If T. Rowe Price believes that excessive or short-term trading has occurred and there is no exception for such trades under the funds' Excessive and Short-Term Trading Policy previously described, it will instruct the insurance company to impose restrictions to discourage such practices and take appropriate action with respect to the underlying contract holder, including restricting purchases for 30 calendar days or longer. There is no assurance that T. Rowe Price will be able to properly enforce its excessive and short-term trading policy for omnibus accounts. Because T. Rowe Price generally relies on financial intermediaries and insurance companies to provide information and impose restrictions for omnibus accounts, its ability to monitor and deter excessive trading will be dependent upon the financial intermediaries' and insurance companies' timely performance of their responsibilities.

T. Rowe Price may allow a financial intermediary or insurance company to maintain restrictions on trading in the T. Rowe Price Funds that differ from the 30-Day Purchase Block. An alternative excessive and short-term trading policy would be acceptable to T. Rowe Price if it believes that the policy would provide sufficient protection to the T. Rowe Price Funds and their shareholders that is consistent with the Excessive and Short-Term Trading Policy adopted by the funds' Boards.

The terms of your insurance contract may further restrict your ability to trade between investment options available under your contract. You should carefully review your insurance contract or consult with your insurance company directly to determine the trading policy, as well as any rules or conditions on transactions that will apply to your trades in the T. Rowe Price Funds and any other investment options available under your contract.

There is no guarantee that T. Rowe Price will be able to identify or prevent all excessive or short-term trades or trading practices.

#### **Responsibility for Unauthorized Transactions**

T. Rowe Price and its agents use procedures reasonably designed to confirm that telephone, electronic, and other instructions are genuine. These procedures include recording telephone calls, requiring personalized security codes or certain identifying information for inquiries and requests, and requiring Medallion signature guarantees for certain transactions and account changes. If T. Rowe Price and its agents follow these procedures, they are not responsible for any losses that may occur due to unauthorized instructions. In addition, you should verify the accuracy of transactions immediately after you receive confirmation of them and notify T. Rowe Price of any inaccuracies.

#### **Fund Operations and Shareholder Services**

T. Rowe Price and The Bank of New York Mellon, subject to the oversight of T. Rowe Price, each provide certain accounting services to the T. Rowe Price Funds. T. Rowe Price Services, Inc., acts as the transfer agent and dividend disbursing agent and provides shareholder and administrative services to the funds. These companies receive compensation from the funds for their services. These fees are included in a fund's financial statements.

---

### **INFORMATION ON DISTRIBUTIONS AND TAXES**

---

Each fund intends to qualify to be treated each year as a regulated investment company under Subchapter M of the Internal Revenue Code of 1986, as amended (Code). In order to qualify, a fund must satisfy certain income, diversification, and distribution requirements. A regulated investment company is not subject to U.S. federal income tax at the portfolio level on income and gains from investments that are distributed to shareholders. However, if a fund were to fail to qualify as a regulated investment company, and was ineligible to or otherwise did not cure such failure, the result would be fund-level taxation and, consequently, a reduction in income available for distribution to the fund's shareholders.

For a discussion of the tax status of your variable annuity contract, please refer to the insurance contract prospectus. Any tax forms applicable to your investment will be provided to you by your insurance company.

The policy of the funds is to distribute, to the extent possible, all net investment income and realized capital gains to their shareholders, which are the various insurance companies that have established separate accounts in connection with their issuance of

variable annuity and variable life insurance contracts. Any dividends from net investment income are declared daily and paid monthly for the Limited-Term Bond and Government Money Portfolios; declared and paid quarterly for the Equity Income, Equity Index 500, and Moderate Allocation Portfolios; and declared and paid annually for all other Variable Insurance Portfolios. Shares of the Limited-Term Bond and Government Money Portfolios will normally earn dividends through the date of redemption. The funds do not pay dividends in fractional cents. Any dividend amount earned for a particular day on all shares held that is one-half of one cent or greater (for example, \$0.016) will be rounded up to the next whole cent (\$0.02), and any amount that is less than one-half of one cent (for example, \$0.014) will be rounded down to the nearest whole cent (\$0.01). Please note that if the dividend payable on all shares held is less than one-half of one cent for a particular day, no dividend will be earned for that day.

If a fund has net capital gains for the year (after subtracting any capital losses), they are usually declared and paid in December. If a second distribution is necessary, it is generally paid the following year.

All fund distributions made to a separate account will be reinvested automatically in additional fund shares, unless a shareholder (separate account) elects to receive distributions in cash. Under current law, dividends and distributions made by the fund to separate accounts are generally not taxable to the separate accounts, the insurance company, or the contract holder, provided that the separate account meets the diversification requirements of Code Section 817(h) and other tax-related requirements are satisfied. Each of the Variable Insurance Funds intends to diversify its investments in the manner required under Code Section 817(h).

---

## **RIGHTS RESERVED BY THE FUNDS**

---

T. Rowe Price Funds and their agents, in their sole discretion, reserve the following rights: (1) to waive or lower investment minimums; (2) to accept initial purchases by telephone; (3) to refuse any purchase or exchange order; (4) to cancel or rescind any purchase or exchange order placed through a financial intermediary no later than the business day after the order is received by the financial intermediary (including, but not limited to, orders deemed to result in excessive trading, market timing, or 5% ownership); (5) to cease offering fund shares at any time to all or certain groups of investors; (6) to freeze any account and suspend account services when notice has been received of a dispute regarding the ownership of the account, or a legal claim against an account, upon initial notification to T. Rowe Price of a shareholder's death until T. Rowe Price receives required documentation in correct form, or if there is reason to believe a fraudulent transaction may occur; (7) to otherwise modify the conditions of purchase and modify or terminate any services at any time; (8) to waive any wire fees charged to a group of shareholders; (9) to act on instructions reasonably believed to be genuine; (10) to involuntarily redeem an account at the net asset value calculated the day the account is redeemed when permitted by law, including in cases of threatening conduct, suspected fraudulent or illegal activity, or if the fund or its agent is unable, through its procedures, to verify the identity of the person(s) or entity opening an account; and (11) for the money market funds, to suspend redemptions to facilitate an orderly liquidation.

In an effort to protect T. Rowe Price Funds from the possible adverse effects of a substantial redemption in a large account, as a matter of general policy, no contract holder or participant or group of contract holders or participants controlled by the same person or group of persons will knowingly be permitted to purchase in excess of 5% of the outstanding shares of the fund, except upon approval by the fund's management.

A Statement of Additional Information for the T. Rowe Price family of funds, which includes additional information about the funds, has been filed with the SEC and is incorporated by reference into this prospectus. Further information about fund investments, including a review of market conditions and the manager's recent investment strategies and their impact on performance during the past fiscal year, is available in the annual and semiannual shareholder reports. To obtain free copies of any of these documents, or for shareholder inquiries, contact your insurance company. Certain documents and updated performance information are available through [troweprice.com](http://troweprice.com).

Fund reports and other fund information are available on the EDGAR Database on the SEC's internet site at [sec.gov](http://sec.gov). Copies of this information may be obtained, after paying a duplicating fee, by electronic request at [publicinfo@sec.gov](mailto:publicinfo@sec.gov).

**T.RowePrice®**

1940 Act File No. 811-07153  
E303-040 5/1/22



**PROSPECTUS**

May 1, 2022

T. ROWE PRICE

# Equity Income Portfolio

Equity Income Portfolio

Equity Income Portfolio—II Class

The fund is only available as an investment option for variable annuity and variable life insurance contracts.

The Securities and Exchange Commission (SEC) has not approved or disapproved these securities or passed upon the adequacy of this prospectus. Any representation to the contrary is a criminal offense.



---

## Table of Contents

|          |  |    |
|----------|--|----|
| <b>1</b> | <b>SUMMARY</b>   |    |
|          | Equity Income Portfolio  | 1  |
| <b>2</b> | <b>MORE ABOUT THE FUND</b>   |    |
|          | Management of the Fund   | 5  |
|          | More Information About the Fund's Investment Objective(s), Strategies, and Risks | 6  |
|          | Portfolio Turnover   | 11 |
|          | Financial Highlights   | 11 |
|          | Disclosure of Fund Portfolio Information   | 13 |
| <b>3</b> | <b>T. ROWE PRICE ACCOUNT INFORMATION</b>   |    |
|          | Investing in T. Rowe Price Variable Insurance Portfolios                         | 14 |
|          | Distribution and Shareholder Servicing Fees                                      | 14 |
|          | Pricing of Shares and Transactions   | 14 |
|          | General Policies Relating to Transactions  | 16 |
|          | Information on Distributions and Taxes   | 18 |
|          | Rights Reserved by the Funds   | 19 |

**Investment Objective(s)**

The fund seeks a high level of dividend income and long-term capital growth primarily through investments in stocks.

**Fees and Expenses**

This table describes the fees and expenses that you may pay if you buy, hold, and sell shares of the fund. **There may be additional expenses that apply, as described in your insurance contract prospectus, which are not reflected in the table or the example below.**

**Fees and Expenses of the Fund**

|   | Portfolio               | Portfolio—II Class      |
|---|-------------------------|-------------------------|
| <b>Annual fund operating expenses<br/>(expenses that you pay each year as a<br/>percentage of the value of your investment)</b> |                         |                         |
| Management fees   | 0.85 % <sup>a</sup>     | 0.85 % <sup>a</sup>     |
| Distribution and service (12b-1) fees   | —                       | 0.25                    |
| Other expenses  | —                       | —                       |
| Total annual fund operating expenses  | 0.85                    | 1.10                    |
| Fee waiver/expense reimbursement  | (0.11) <sup>a</sup>     | (0.11) <sup>a</sup>     |
| <b>Total annual fund operating expenses after fee<br/>waiver/expense reimbursement</b>  | <b>0.74<sup>a</sup></b> | <b>0.99<sup>a</sup></b> |

<sup>a</sup> T. Rowe Price Associates, Inc., has contractually agreed (at least through April 30, 2023) to waive a portion of the fund's management fees in order to limit the fund's management fees to 0.74% of the fund's average daily net assets. Thereafter, this agreement will automatically renew for one-year terms unless terminated or modified by the fund's Board of Directors. Fees waived and expenses paid under this agreement are not subject to reimbursement to T. Rowe Price Associates, Inc., by the fund.

**Example** This example is intended to help you compare the cost of investing in the fund with the cost of investing in other mutual funds. The example assumes that you invest \$10,000 in the fund for the time periods indicated and then redeem all of your shares at the end of those periods, that your investment has a 5% return each year, and that the fund's operating expenses remain the same. The example also assumes that any current expense limitation arrangement remains in place for the period noted in the previous table; therefore, the figures have been adjusted to reflect fee waivers or expense reimbursements only in the periods for which the expense limitation arrangement is expected to continue. Although your actual costs may be higher or lower, based on these assumptions your costs would be:

|                           | 1 Year | 3 Years | 5 Years | 10 Years |
|---------------------------|--------|---------|---------|----------|
| <b>Portfolio</b>          | \$ 76  | \$ 260  | \$ 461  | \$ 1,039 |
| <b>Portfolio—II Class</b> | 101    | 339     | 596     | 1,332    |

**Portfolio Turnover** The fund pays transaction costs, such as commissions, when it buys and sells securities (or "turns over" its portfolio). A higher portfolio turnover rate may indicate higher transaction costs and may result in higher taxes when the fund's shares are held in a taxable account. These costs, which are not reflected in annual fund operating expenses or in the example, affect the fund's performance. During the most recent fiscal year, the fund's portfolio turnover rate was 19.8% of the average value of its portfolio.

**Investments, Risks, and Performance****Principal Investment Strategies**

The fund will normally invest at least 80% of its net assets (including any borrowings for investment purposes) in common stocks, with an emphasis on large-capitalization stocks that have a strong track record of paying dividends or that are believed to be undervalued.

The fund typically employs a "value" approach in selecting investments. The fund's in-house research team seeks companies that appear to be undervalued by various measures and may be temporarily out of favor but have good prospects for capital appreciation and dividend growth.

In selecting investments, the adviser generally looks for companies in the aggregate with one or more of the following:

- an established operating history;
- above-average dividend yield relative to the broader equity market;
- low price/earnings ratio relative to the broader equity market;
- a sound balance sheet and other positive financial characteristics; or
- low stock price relative to a company's underlying value as measured by assets, cash flow, or business franchises.

The adviser generally seeks investments in large-capitalization companies and the fund's yield, which reflects the level of dividends paid by the fund, is expected to normally exceed the yield of the Russell 1000<sup>®</sup> Value Index.

The fund may at times invest significantly in certain sectors, including the financials and healthcare sectors.

While most assets will typically be invested in U.S. common stocks, the fund may invest in foreign stocks in keeping with its objective(s).

### **Principal Risks**

As with any fund, there is no guarantee that the fund will achieve its objective(s). The fund's share price fluctuates, which means you could lose money by investing in the fund. The principal risks of investing in this fund, which may be even greater in bad or uncertain market conditions, are summarized as follows:

**Dividend-paying stocks** The fund's emphasis on dividend-paying stocks could cause the fund to underperform similar funds that invest without consideration of a company's track record of paying dividends. Stocks of companies with a history of paying dividends may not participate in a broad market advance to the same degree as most other stocks, and a sharp rise in interest rates or economic downturn could cause a company to unexpectedly reduce or eliminate its dividend.

**Stock investing** Stocks generally fluctuate in value more than bonds and may decline significantly over short time periods. There is a chance that stock prices overall will decline because stock markets tend to move in cycles, with periods of rising and falling prices. The value of stocks held by the fund may decline due to general weakness or volatility in the stock markets in which the fund invests or because of factors that affect a particular company or industry.

**Value investing** Different investment styles tend to shift in and out of favor depending on market conditions and investor sentiment. The fund's value approach to investing could cause it to underperform other stock funds that employ a different investment style. The intrinsic value of a stock with value characteristics may not be fully recognized by the market for a long time (or at all) or a stock judged to be undervalued may actually be appropriately priced at a low level.

**Market conditions** The value of the fund's investments may decrease, sometimes rapidly or unexpectedly, due to factors affecting an issuer held by the fund, particular industries, or the overall securities markets. A variety of factors can increase the volatility of the fund's holdings and markets generally, including political or regulatory developments, recessions, inflation, rapid interest rate changes, war, military conflict, or acts of terrorism, natural disasters, and outbreaks of infectious illnesses or other widespread public health issues such as the coronavirus pandemic and related governmental and public responses (including sanctions). Certain events may cause instability across global markets, including reduced liquidity and disruptions in trading markets, while some events may affect certain geographic regions, countries, sectors, and industries more significantly than others. Government intervention in markets may impact interest rates, market volatility, and security pricing. These adverse developments may cause broad declines in market value due to short-term market movements or for significantly longer periods during more prolonged market downturns.

**Large-cap stocks** Securities issued by large-cap companies tend to be less volatile than securities issued by smaller companies. However, larger companies may not be able to attain the high growth rates of successful smaller companies, especially during strong economic periods, and may be unable to respond as quickly to competitive challenges.

**Sector exposure** At times, the fund may have a significant portion of its assets invested in securities of issuers conducting business in a broadly related group of industries within the same economic sector. Issuers in the same economic sector may be similarly affected by economic or market events, making the fund more vulnerable to unfavorable developments in that economic sector than funds that invest more broadly.

**Banks and financial companies** Because the fund may invest significantly in banks and financial companies, the fund is more susceptible to adverse developments affecting such companies and may perform poorly during a downturn that impacts the financials sector. Banks and other financial services companies can be adversely affected by, among other things, regulatory changes, interest rate movements, the availability of capital and cost to borrow, and the rate of debt defaults.

**Healthcare sector** The profitability of healthcare companies may be adversely affected by extensive government regulations, restrictions on government reimbursement for medical expenses, rising costs of medical products and services, pricing pressure, an increased emphasis on outpatient services, a limited number of products, industry innovation, changes in technologies and other market developments. A number of issuers in the healthcare sector have recently merged or otherwise experienced consolidation. The effects of this trend toward consolidation are unknown and may be far-reaching. Many healthcare companies are heavily dependent on patent protection. The expiration of a company's patents may adversely affect that company's profitability. Many healthcare companies are subject to extensive litigation based on product liability and similar claims. Healthcare companies are subject to competitive forces that may make it difficult to raise prices and, in fact, may result in price discounting. Many new products in the healthcare sector may be subject to regulatory approvals. The process of obtaining such approvals may be long and costly, and such efforts ultimately may be unsuccessful. Companies in the healthcare sector may be thinly capitalized and may be susceptible to product obsolescence.

**Foreign investing** Investments in the securities of non-U.S. issuers may be adversely affected by local, political, social, and economic conditions overseas; greater volatility; reduced liquidity; or decreases in foreign currency values relative to the U.S. dollar. The risks of investing outside the U.S. are heightened for any investments in emerging markets, which are susceptible to greater volatility than investments in developed markets.

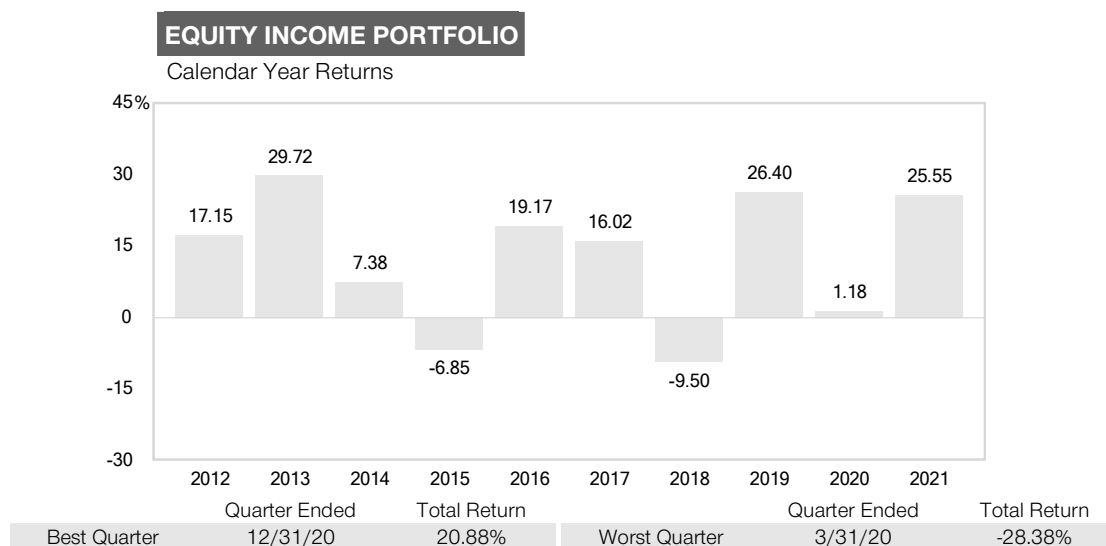
**Active management** The fund's overall investment program and holdings selected by the fund's investment adviser may underperform the broad markets, relevant indices, or other funds with similar objectives and investment strategies.

**Cybersecurity breaches** The fund could be harmed by intentional cyberattacks and other cybersecurity breaches, including unauthorized access to the fund's assets, customer data and confidential shareholder information, or other proprietary information. In addition, a cybersecurity breach could cause one of the fund's service providers or financial intermediaries to suffer unauthorized data access, data corruption, or loss of operational functionality.

## Performance

The following performance information provides some indication of the risks of investing in the fund. The fund's performance information represents only past performance and is not necessarily an indication of future results.

The following bar chart illustrates how much returns can differ from year to year by showing calendar year returns and the best and worst calendar quarter returns during those years for the fund's Portfolio Class. Returns for other share classes vary since they have different expenses.



The following table shows the average annual total returns for each class of the fund that has been in operation for at least one full calendar year, and also compares the returns with the returns of a relevant broad-based market index, as well as with the returns of one or more comparative indexes that have investment characteristics similar to those of the fund, if applicable.

**Average Annual Total Returns**

|  | Periods ended<br>December 31, 2021 |         |          | Inception<br>date |
|--|------------------------------------|---------|----------|-------------------|
|  | 1 Year                             | 5 Years | 10 Years |                   |
| <b>Portfolio</b>   | 25.55 %                            | 11.01 % | 11.81 %  | <b>03/31/1994</b> |
| <b>Portfolio—II Class</b>  | 25.22                              | 10.74   | 11.54    | <b>04/30/2002</b> |
| Russell 1000® Value Index (reflects no deduction for fees, expenses, or taxes) | 25.16                              | 11.16   | 12.97    |                   |
| Lipper Variable Annuity Underlying Equity Income Funds Average                 | 23.53                              | 11.03   | 11.91    |                   |

Updated performance information is available through [troweprice.com](http://troweprice.com).

**Management**

**Investment Adviser** T. Rowe Price Associates, Inc. (T. Rowe Price or Price Associates)

| <b>Portfolio Manager</b> | <b>Title</b>                              | <b>Managed<br/>Fund<br/>Since</b> | <b>Joined<br/>Investment<br/>Adviser</b> |
|--------------------------|---|-----------------------------------|--|
| John D. Linehan          | Chair of Investment<br>Advisory Committee | 2015                              | 1998                                     |

**Purchase and Sale of Fund Shares**

The fund is not sold directly to the general public but is instead offered as an underlying investment option for variable annuity or variable life insurance contracts. Although the fund does not require a minimum amount for initial or subsequent purchases from insurance companies, your insurance company may impose investment minimums for your purchases of the fund.

You may purchase, redeem, or exchange shares of the fund on any day the New York Stock Exchange is open for business. You must purchase, redeem, and exchange shares through your insurance company.

**Tax Information**

The fund distributes any dividends and capital gains to its shareholders, which are the insurance company separate accounts that sponsor your variable annuity or variable life insurance contract. Variable product owners seeking to understand the tax consequences of their investment, including redemptions of fund shares and the impact of dividend and capital gains distributions by the fund, should consult with the insurance company that issued their variable product or refer to their variable annuity or variable life insurance contract prospectus.

**Payments to Insurance Companies, Broker-Dealers, and Other Financial Intermediaries**

The fund is generally available only through variable annuity or variable life insurance contracts. The fund and/or its related companies may make payments to a sponsoring insurance company or other financial intermediary for the sale of fund shares and related services. These payments may create a conflict of interest by influencing the insurance company or other financial intermediary to recommend the fund over another investment option or by influencing an insurance company to include the fund as an underlying investment option in a variable contract. The prospectus (or other offering document) for your variable contract may contain additional information about these payments. Ask your insurance company or financial intermediary, or visit your insurance company's or financial intermediary's website, for more information.

**MANAGEMENT OF THE FUND**

---

**Investment Adviser(s)**

T. Rowe Price is the fund's investment adviser and oversees the selection of the fund's investments and management of the fund's portfolio pursuant to an investment management agreement between the investment adviser and the fund. T. Rowe Price is the investment adviser for all funds sponsored and managed by T. Rowe Price (T. Rowe Price Funds); is an SEC-registered investment adviser that provides investment management services to individual and institutional investors and sponsors; and serves as adviser and subadviser to registered investment companies, institutional separate accounts, and common trust funds. The address for T. Rowe Price is 100 East Pratt Street, Baltimore, Maryland 21202. As of December 31, 2021, T. Rowe Price and its affiliates (Firm) had approximately \$1.69 trillion in assets under management and provided investment management services for more than 6.4 million individual and institutional investor accounts.

**Portfolio Management**

T. Rowe Price has established an Investment Advisory Committee with respect to the fund. The committee chair is ultimately responsible for the day-to-day management of the fund's portfolio and works with the committee in developing and executing the fund's investment program. The members of the committee are as follows: John D. Linehan, chair, Jason Adams, Ziad Bakri, David Corris, Mark S. Finn, Ryan S. Hedrick, Kate Hobbs, Jonathan R. Hussey, Shinwoo Kim, Daniel Martino, Heather K. McPherson, Andy Peters, Melanie A. Abate Rizzo, Daniel Shear, Matthew J. Snowling, and Preeta Ragavan Srinivasan. The following information provides the year that the chair first joined the Firm and the chair's specific business experience during the past five years (although the chair may have had portfolio management responsibilities for a longer period). Mr. Linehan has been chair of the committee since 2015. He joined the Firm in 1998, and his investment experience dates from 1989. He has served as a portfolio manager with the Firm throughout the past five years. The Statement of Additional Information (SAI) provides additional information about the portfolio manager's compensation, other accounts managed by the portfolio manager, and the portfolio manager's ownership of the fund's shares.

**The Management Fee**

The fund pays the investment adviser an annual all-inclusive management fee of 0.85% based on the fund's average daily net assets. The management fee is calculated and accrued daily, and it includes investment management services and ordinary, recurring operating expenses but does not cover interest; expenses related to borrowings, taxes, brokerage, and other transaction costs; or nonrecurring, extraordinary expenses.

A discussion about the factors considered by the fund's Board of Directors (Board) and its conclusions in approving the fund's investment management agreement (and any subadvisory agreement, if applicable) appear in the fund's shareholder report for the period ended June 30.

**Variable Annuity Contracts and Variable Life Insurance Charges**

Variable annuity and variable life insurance fees and charges imposed on contract holders and participants by the insurance companies are in addition to those described previously and are described in the variable annuity contract and variable life insurance prospectuses.

**Variable Annuity Contracts and Variable Life Insurance Conflicts**

The fund may serve as an investment medium for both variable annuity contracts and variable life insurance policies. Shares of the fund may be offered to separate accounts established by any number of insurance companies. The fund currently does not foresee any disadvantages to variable annuity contract owners due to the fact that the fund may serve as an investment medium for both variable annuity contracts and variable life insurance policies; however, due to differences in tax treatment or other considerations, it is theoretically possible that the interests of owners of variable annuity contracts and variable life insurance policies for which the fund serves as an investment medium might at some time be in conflict. The fund's Board is required to monitor events to identify any material conflicts between variable annuity contract owners and variable life policy owners, and will determine what action, if any, should be taken in the event of such a conflict. If such a conflict were to occur, an insurance company participating in the fund might be required to redeem the investment of one or more of its separate accounts from the fund. This might force the fund to sell securities at disadvantageous prices.

---

**MORE INFORMATION ABOUT THE FUND'S INVESTMENT OBJECTIVE(S), STRATEGIES, AND RISKS**

---

**Investment Objective(s)**

The fund seeks a high level of dividend income and long-term capital growth primarily through investments in stocks.

**Principal Investment Strategies**

The fund will normally invest at least 80% of its net assets (including any borrowings for investment purposes) in common stocks, with an emphasis on large-capitalization stocks that have a strong track record of paying dividends or that are believed to be undervalued, as a policy. Shareholders will receive at least 60 days' prior notice of a change in the policy.

Dividends are normally a more stable and predictable component of total return than capital appreciation. While the price of a company's stock can go up or down in response to earnings or to fluctuations in the general market, stocks paying a high level of dividend income tend to be less volatile than those with below-average dividends and may hold up better in falling markets.

The adviser believes that income can be a significant contributor to total return over time and expects the fund's yield to be above that of the Russell 1000® Value Index. The fund will tend to take a "value" approach and invest in stocks and other securities that appear to be temporarily undervalued by various measures, such as price/earnings ratios.

Some of the principal measures used to identify such stocks are:

**Price/earnings ratio** Dividing a stock's price by its earnings per share generates a price/earnings or P/E ratio. A stock with a P/E ratio that is significantly below that of its peers, the market as a whole, or its own historical norm may represent an attractive opportunity.

**Price/book value ratio** Dividing a stock's price by its book value per share indicates how a stock is priced relative to the accounting (i.e., book) value of the company's assets. A ratio below the market, that of its competitors, or its own historical norm could indicate a stock that is undervalued.

**Dividend yield** A stock's dividend yield is found by dividing its annual dividend by its share price. A yield significantly above a stock's own historical norm or that of its peers may suggest an investment opportunity.

A stock selling at \$10 with an annual dividend of \$0.50 has a 5% yield.

**Price/cash flow** Dividing a stock's price by the company's cash flow per share, rather than by its earnings or book value, provides a more useful measure of value in some cases. A ratio below that of the market or a company's peers suggests the market may be incorrectly valuing the company's cash flow for reasons that could be temporary.

**Undervalued assets** This analysis compares a company's stock price with its underlying asset values, its projected value in the private (as opposed to public) market, or its expected value if the company or parts of it were sold or liquidated.

**Restructuring opportunities** Many well-established companies experience business challenges that can lead to a temporary decline in their financial performance. These challenges can include a poorly integrated acquisition, difficulties in product manufacturing or distribution, a downturn in a major end market, or an increase in industry capacity that negatively affects pricing. The shares of such companies frequently trade at depressed valuations. These companies can become successful investments if their management is sufficiently skilled and motivated to properly restructure the organization, their financial flexibility is adequate, the underlying value of the business has not been impaired, or their business environment improves or remains healthy.

Numerous situations exist in which a company's intrinsic value may not be reflected in its stock price. For example, a company may own a substantial amount of real estate that is valued on its financial statements well below market levels. If those properties were to be sold, or if their hidden value became recognized, the company's stock price could rise. In another example, a company's management could spin off an unprofitable division into a separate company, potentially increasing the value of the parent. Or, in the reverse, a parent company could spin off a profitable division that has not drawn the attention it deserves, potentially resulting in higher valuations for both entities.

Sometimes new management can revitalize companies that have grown too large or lost their focus, eventually leading to improved profitability. Management could increase shareholder value by using excess cash flow to pay down debt, buy back outstanding shares of common stock, or raise the dividend.

The fund's emphasis on stocks of established companies paying high dividends and its potential investments in fixed-income securities may limit its potential for appreciation in a broad market advance. Such securities may be hurt when interest rates rise sharply. Also, a company may reduce or eliminate its dividend.

The adviser generally seeks investments in large-capitalization companies and the fund's yield, which reflects the level of dividends paid by the fund, is expected to normally exceed the yield of the Russell 1000<sup>®</sup> Value Index.

The fund may at times invest significantly in certain sectors, including the financials and healthcare sectors.

While most assets will typically be invested in U.S. common stocks, the fund may invest in foreign stocks in keeping with its objective(s).

The Firm integrates environmental, social, and governance (ESG) factors into its investment research process when applicable. While ESG matters vary widely, we generally consider ESG to mean: Environmental or "E" matters, such as climate change, resource depletion, waste, pollution, or deforestation; Social or "S" matters, such as companies' relationships with their employees and suppliers, including labor standards, diversity, and human rights issues; and Governance or "G" matters, such as shareholder rights, bribery and corruption, executive pay, and board composition. We focus on the ESG factors we consider most likely to have a material impact on the performance of the holdings in the fund's portfolio.

In pursuing its investment objective(s), the fund has the discretion to deviate from its normal investment criteria. These situations might arise when the adviser believes a security could increase in value for a variety of reasons, including an extraordinary corporate event, a new product introduction or innovation, a favorable competitive development, or a change in management.

The fund may sell securities for a variety of reasons, including to realize gains, limit losses, or redeploy assets into more promising opportunities.

The fund invests in the following types of securities or assets:

#### **Common and Preferred Stocks**

Stocks represent shares of ownership in a company. Generally, preferred stocks have a specified dividend rate and rank after bonds and before common stocks in their claim on income for dividend payments and on assets should the company be liquidated. After other claims are satisfied, common stockholders participate in company profits on a pro-rata basis and profits may be paid out in dividends or reinvested in the company to help it grow. Increases and decreases in earnings are usually reflected in a company's stock price, so common stocks generally have the greatest appreciation and depreciation potential of all corporate securities. Unlike common stock, preferred stock does not ordinarily carry voting rights. While most preferred stocks pay a dividend, the fund may decide to purchase preferred stock where the issuer has suspended, or is in danger of suspending, payment of its dividend.

#### **Foreign Securities**

Investments in foreign securities could include non-U.S. dollar-denominated securities traded outside the U.S. and U.S. dollar-denominated securities of foreign issuers traded in the U.S. The fund may purchase American Depositary Receipts and Global Depositary Receipts, which are certificates evidencing ownership of shares of a foreign issuer. American Depositary Receipts and Global Depositary Receipts trade on established markets and are alternatives to directly purchasing the underlying foreign securities in their local markets and currencies. Such investments are subject to many of the same risks associated with investing directly in foreign securities. For purposes of the fund's investment policies, investments in depositary receipts are deemed to be investments in the underlying securities. For example, a depositary receipt representing ownership of common stock will be treated as common stock.

#### **Principal Risks**

The principal risks associated with the fund's principal investment strategies, which may be even greater in bad or uncertain market conditions, include the following:

**Dividend-paying stocks** The fund's emphasis on dividend-paying stocks could cause the fund to underperform similar funds that invest without consideration of a company's track record of paying dividends. There is no guarantee that the issuers of the stocks held by the fund will declare dividends in the future or that, if dividends are declared, they will remain at their current levels or increase over time. For example, a sharp rise in interest rates or economic downturn could cause a company to unexpectedly reduce or eliminate its dividend. In addition, stocks of companies with a history of paying dividends may not benefit from a broad market advance to the same degree as the overall stock market.

**Stock investing** The fund's share price can fall because of weakness in the overall stock markets, a particular industry, or specific holdings. Stock markets as a whole can be volatile and decline for many reasons, such as adverse local, political, regulatory, or economic developments; changes in investor psychology; or heavy institutional selling at the same time by major institutional investors in the market. The prospects for an industry or company may deteriorate because of a variety of factors, including disappointing earnings or changes in the competitive environment. In addition, the adviser's assessment of companies whose stocks



are held by the fund may prove incorrect, resulting in losses or poor performance, even in rising markets. In the event an issuer is liquidated or declares bankruptcy, the claims of owners of the issuer's bonds and preferred stock take precedence over the claims of those who own common stock.

**Value investing** Finding undervalued stocks requires considerable research to identify the particular company, analyze its financial condition and prospects, and assess the likelihood that the stock's underlying value will be recognized by the market and reflected in its price. A value approach to investing carries the risk that the market will not recognize a security's intrinsic value for a long time or that a stock judged to be undervalued may actually be appropriately priced.

**Market conditions** The value of investments held by the fund may decline, sometimes rapidly or unpredictably, due to factors affecting certain issuers, particular industries or sectors, or the overall markets. Rapid or unexpected changes in market conditions could cause the fund to liquidate its holdings at inopportune times or at a loss or depressed value. The value of a particular holding may decrease due to developments related to that issuer but also due to general market conditions, including real or perceived economic developments, such as changes in interest rates, credit quality, inflation, or currency rates, or generally adverse investor sentiment. The value of a holding may also decline due to factors that negatively affect a particular industry or sector, such as labor shortages, increased production costs, or competitive conditions. In addition, local, regional, or global events such as war, military conflict, acts of terrorism, political and social unrest, regulatory changes, recessions, shifts in monetary or trade policies, natural or environmental disasters, and the spread of infectious diseases or other public health issues could have a significant negative impact on securities markets and the fund's investments. Any of these events may lead to unexpected suspensions or closures of securities exchanges; travel restrictions or quarantines; business disruptions and closures; inability to obtain raw materials, supplies and component parts; reduced or disrupted operations for the fund's service providers or issuers in which the fund invests; and an extended adverse impact on global market conditions. Government intervention in markets may impact interest rates, market volatility, and security pricing. The occurrence, reoccurrence, and uncertainty of widespread diseases and health crises could adversely affect the economies (including through changes in business activity and increased unemployment) and financial markets of specific countries or worldwide.

**Large-cap stocks** Although stocks issued by larger companies tend to have less overall volatility than stocks issued by smaller companies, larger companies may not be able to attain the high growth rates of successful smaller companies, especially during strong economic periods. In addition, larger companies may be less capable of responding quickly to competitive challenges and industry changes, and may suffer sharper price declines as a result of earnings disappointments.

**Sector exposure** At times, the fund may have a significant portion of its assets invested in securities of issuers conducting business in a related group of industries within the same economic sector. Issuers within the same economic sector may be similarly affected by specific market events impacting that sector. As a result, the fund is more susceptible to adverse developments affecting an economic sector in which the fund has significant investments and may perform poorly during a downturn in one or more of the industries within that economic sector.

**Banks and financial companies** To the extent the fund has significant investments in financial companies, it is more susceptible to adverse developments affecting such companies and may perform poorly during a downturn in the banking industry. Banks can be adversely affected by, among other things, regulatory changes, interest rate movements, the availability of capital and the cost to borrow, and the rate of debt defaults. Banks and other financial services institutions are often subject to extensive governmental regulation and intervention, and the potential for additional regulation could reduce profit margins and adversely affect the scope of their activities, increase the amount of capital they must maintain, and limit the amounts and types of loans and other financial commitments they can make. In addition, companies in the financials sector may also be adversely affected by decreases in the availability of money or asset valuations, credit rating downgrades, increased competition, and adverse conditions in other related markets.

The oversight of, and regulations applicable to, banks in emerging markets may be ineffective when compared with the regulatory frameworks for banks in developed markets. Banks in emerging markets may have significantly less access to capital than banks in more developed markets, leading them to be more likely to fail under adverse economic conditions. In addition, the impact of future regulation on any individual bank, or on the financial services sector as a whole, can be very difficult to predict.

**Healthcare sector** The profitability of healthcare companies may be adversely affected by extensive government regulations, restrictions on government reimbursement for medical expenses, rising costs of medical products and services, pricing pressure, an increased emphasis on outpatient services, a limited number of products, industry innovation, changes in technologies and other market developments. A number of issuers in the healthcare sector have recently merged or otherwise experienced consolidation. The effects of this trend toward consolidation are unknown and may be far-reaching. Many healthcare companies are heavily dependent

on patent protection. The expiration of a company's patents may adversely affect that company's profitability. Many healthcare companies are subject to extensive litigation based on product liability and similar claims. Healthcare companies are subject to competitive forces that may make it difficult to raise prices and, in fact, may result in price discounting. Many new products in the healthcare sector may be subject to regulatory approvals. The process of obtaining such approvals may be long and costly, and such efforts ultimately may be unsuccessful. Companies in the healthcare sector may be thinly capitalized and may be susceptible to product obsolescence.

**Foreign investing** The fund's investments outside the U.S. are subject to special risks, whether the securities (including depositary receipts and other instruments that represent interests in a non-U.S. issuer) are denominated in U.S. dollars or foreign currencies. These risks include potentially adverse local, political, social, and economic conditions overseas; greater volatility; lower liquidity; and the possibility that settlement practices and regulatory and accounting standards will differ from those of U.S. issuers. Foreign currencies could decline against the U.S. dollar, lowering the value of securities denominated in those currencies and possibly the fund's share price. These risks are heightened for any investments in emerging markets, which are more susceptible to governmental interference, less efficient trading markets, and the imposition of local taxes or restrictions on gaining access to sales proceeds for foreign investors.

**Active management** The investment adviser's judgments about the attractiveness, value, or potential appreciation of the fund's investments may prove to be incorrect. The fund could underperform other funds with a similar benchmark or similar investment program if the fund's investment selections or overall strategies fail to produce the intended results. Regulatory, tax, or other developments may affect the investment strategies available to a portfolio manager, which could adversely affect the ability to implement the fund's overall investment program and achieve the fund's investment objective(s).

**Cybersecurity breaches** The fund may be subject to operational and information security risks resulting from breaches in cybersecurity. Cybersecurity breaches may involve deliberate attacks and unauthorized access to the digital information systems (for example, through "hacking" or malicious software coding) used by the fund or its third-party service providers but may also result from outside attacks such as denial-of-service attacks, which are efforts to make network services unavailable to intended users. These breaches may, among other things, result in financial losses to the fund and its shareholders, cause the fund to lose proprietary information, disrupt business operations, or result in the unauthorized release of confidential information. Further, cybersecurity breaches involving the fund's third-party service providers, financial intermediaries, trading counterparties, or issuers in which the fund invests could subject the fund to many of the same risks associated with direct breaches.

#### **Additional Investment Management Practices**

The SAI contains more detailed information about the fund and its investments, operations, and expenses. The fund's investments may be subject to further restrictions and risks described in the SAI.

#### **Investments in Other Investment Companies**

The fund may invest in other investment companies, including open-end funds, closed-end funds, and exchange-traded funds, subject to any applicable limitations under the Investment Company Act of 1940.

The fund may purchase the securities of another investment company to temporarily gain exposure to a portion of the market while awaiting the purchase of securities or as an efficient means of gaining exposure to a particular asset class. The fund might also purchase shares of another investment company, including shares of other T. Rowe Price Funds, to gain exposure to the securities in the investment company's portfolio at times when the fund may not be able to buy those securities directly, or as a means of gaining efficient and cost-effective exposure to certain asset classes. Any investment in another investment company would be consistent with the fund's objective(s) and investment program.

The risks of owning another investment company are generally similar to the risks of investing directly in the securities in which that investment company invests. However, an investment company may not achieve its investment objective or execute its investment strategy effectively, which may adversely affect the fund's performance. In addition, because closed-end funds and exchange-traded funds trade on a secondary market, their shares may trade at a premium or discount to the actual net asset value of their portfolio securities, and their shares may have greater volatility if an active trading market does not exist.

As a shareholder of another investment company, the fund must pay its pro-rata share of that investment company's fees and expenses. If the fund invests in another T. Rowe Price Fund, the management fee paid by the fund will be reduced to ensure that the fund does not incur duplicate management fees as a result of its investment.

Investments in other investment companies could allow the fund to obtain the benefits of a more diversified portfolio than might otherwise be available through direct investments in a particular asset class and will subject the fund to the risks associated with the

particular asset class or asset classes in which an underlying fund invests. Examples of asset classes in which other investment companies (including T. Rowe Price Funds) focus their investments include high yield bonds, inflation-linked securities, floating rate loans, international bonds, emerging market bonds, stocks of companies involved in activities related to real assets, stocks of companies that focus on a particular industry or sector, and emerging market stocks.

### **Illiquid Investments**

Some of the fund's holdings may be considered illiquid because they are subject to legal or contractual restrictions on resale or because they cannot reasonably be expected to be sold or disposed of in current market conditions in seven calendar days or less without the sale or disposition significantly changing the market value of the investment. The determination of liquidity involves a variety of factors. Illiquid investments may include private placements that are sold directly to a small number of investors, usually institutions. Unlike public offerings, such securities are not registered with the SEC. Although certain of these securities may be readily sold (for example, pursuant to Rule 144A under the Securities Act of 1933) and therefore deemed liquid, others may have resale restrictions and be considered illiquid. The sale of illiquid investments may involve substantial delays and additional costs, and the fund may only be able to sell such investments at prices substantially lower than what it believes they are worth. In addition, the fund's investments in illiquid investments may reduce the returns of the fund because it may be unable to sell such investments at an advantageous time, which could prevent the fund from taking advantage of other investment opportunities.

### **Temporary Defensive Position**

In order to respond to adverse market, economic, or political conditions, or to provide flexibility in meeting redemptions, paying expenses, managing cash flows into the fund, and responding to periods of unusual market volatility, the fund may assume a temporary defensive position that is inconsistent with its principal investment objective(s) and/or strategies.

### **Reserve Position**

A certain portion of the fund's assets may be held in reserves. The fund's reserve positions will typically consist of: (1) shares of a T. Rowe Price internal money market fund or short-term bond fund (which do not charge any management fees and are not available for public purchase); (2) short-term, high-quality U.S. and non-U.S. dollar-denominated money market securities, including repurchase agreements; and (3) U.S. dollar or non-U.S. dollar currencies. If the fund has significant holdings in reserves, it could compromise its ability to achieve its objective(s). Non-U.S. dollar reserves are subject to currency risk.

### **Borrowing Money and Transferring Assets**

The fund may borrow from banks, other persons, and other T. Rowe Price Funds for temporary or emergency purposes, to facilitate redemption requests, or for other purposes consistent with the fund's policies as set forth in this prospectus and the SAI. Such borrowings may be collateralized with the fund's assets, subject to certain restrictions.

Borrowings may not exceed 33⅓% of the fund's total assets. This limitation includes any borrowings for temporary or emergency purposes, applies at the time of the transaction, and continues to the extent required by the Investment Company Act of 1940.

### **Meeting Redemption Requests**

We expect that the fund will hold cash or cash equivalents to meet redemption requests. The fund may also use the proceeds from the sale of portfolio securities to meet redemption requests if consistent with the management of the fund. These redemption methods will be used regularly and may also be used in deteriorating or stressed market conditions. The fund reserves the right to pay redemption proceeds with securities from the fund's portfolio rather than in cash (redemptions in-kind), as described under "Large Redemptions." Redemptions in-kind are typically used to meet redemption requests that represent a large percentage of the fund's net assets in order to minimize the effect of large redemptions on the fund and its remaining shareholders. In general, any redemptions in-kind will represent a pro-rata distribution of the fund's securities, subject to certain limited exceptions. Redemptions in-kind may be used regularly in circumstances as described above (generally if the shareholder is able to accept securities in-kind) and may also be used in stressed market conditions.

The fund, along with other T. Rowe Price Funds, is a party to an interfund lending exemptive order received from the SEC that permits the T. Rowe Price Funds to borrow money from and/or lend money to other T. Rowe Price Funds to help the funds meet short-term redemptions and liquidity needs.

During periods of deteriorating or stressed market conditions, when an increased portion of the fund's portfolio may be composed of holdings with reduced liquidity or lengthy settlement periods, or during extraordinary or emergency circumstances, the fund may be more likely to pay redemption proceeds with cash obtained through interfund lending or short-term borrowing arrangements (if available) or by redeeming a large redemption request in-kind.

**Lending of Portfolio Securities**

The fund may lend its securities to broker-dealers, other institutions, or other persons to earn additional income. Risks include the potential insolvency of the broker-dealer or other borrower that could result in delays in recovering securities and capital losses. Additionally, losses could result from the reinvestment of collateral received on loaned securities in investments that decline in value, default, or do not perform as well as expected. Cash collateral from securities lending is invested in a T. Rowe Price short-term bond or money market fund.

**PORTFOLIO TURNOVER**

---

Turnover is an indication of frequency of trading. Each time the fund purchases or sells a security, it incurs a cost. This cost is reflected in the fund's net asset value but not in its operating expenses. The higher the turnover rate, the higher the transaction costs and the greater the impact on the fund's total return. Higher turnover can also increase the possibility of taxable capital gain distributions. The fund's portfolio turnover rates are shown in the Financial Highlights tables.

**FINANCIAL HIGHLIGHTS**

---

The Financial Highlights tables, which provide information about each class' financial history, are based on a single share outstanding throughout the periods shown. The tables are part of the fund's financial statements, which are included in its annual report and are incorporated by reference into the SAI (available upon request). The financial statements in the annual report were audited by the fund's independent registered public accounting firm, PricewaterhouseCoopers LLP.

**FINANCIAL HIGHLIGHTS**

For a share outstanding throughout each period

**Equity Income Portfolio Class**

|   | Year<br>Ended<br>12/31/21 | 12/31/20 | 12/31/19 | 12/31/18 | 12/31/17 |
|---|---------------------------|----------|----------|----------|----------|
| <b>NET ASSET VALUE</b>                    |                           |          |          |          |          |
| Beginning of period                       | \$ 26.21                  | \$ 27.13 | \$ 23.36 | \$ 29.27 | \$ 28.34 |
| Investment activities                     |                           |          |          |          |          |
| Net investment income <sup>(1)(2)</sup>   | 0.48                      | 0.54     | 0.61     | 0.58     | 0.51     |
| Net realized and unrealized gain/<br>loss | 6.12                      | (0.34)   | 5.49     | (3.28)   | 4.00     |
| Total from investment activities          | 6.60                      | 0.20     | 6.10     | (2.70)   | 4.51     |
| Distributions                             |                           |          |          |          |          |
| Net investment income                     | (0.48)                    | (0.55)   | (0.62)   | (0.59)   | (0.53)   |
| Net realized gain                         | (2.26)                    | (0.57)   | (1.71)   | (2.62)   | (3.05)   |
| Total distributions                       | (2.74)                    | (1.12)   | (2.33)   | (3.21)   | (3.58)   |
| <b>NET ASSET VALUE</b>                    |                           |          |          |          |          |
| End of period                             | \$ 30.07                  | \$ 26.21 | \$ 27.13 | \$ 23.36 | \$ 29.27 |

**Ratios/Supplemental Data**

|   |               |              |               |                |               |
|---|---------------|--------------|---------------|----------------|---------------|
| <b>Total return<sup>(2)(3)</sup></b>  | <b>25.55%</b> | <b>1.18%</b> | <b>26.40%</b> | <b>(9.50)%</b> | <b>16.02%</b> |
| Ratios to average net assets: <sup>(2)</sup>                                  |               |              |               |                |               |
| Gross expenses before waivers/<br>payments by Price Associates <sup>(4)</sup> | 0.85%         | 0.85%        | 0.85%         | 0.80%          | 0.85%         |
| Net expenses after waivers/<br>payments by Price Associates                   | 0.74%         | 0.74%        | 0.74%         | 0.80%          | 0.85%         |
| Net investment income   | 1.60%         | 2.30%        | 2.31%         | 2.01%          | 1.73%         |
| Portfolio turnover rate   | 19.8%         | 27.7%        | 19.5%         | 16.5%          | 19.9%         |
| Net assets, end of period (in millions)                                       | \$ 491        | \$ 430       | \$ 477        | \$ 428         | \$ 541        |

<sup>(1)</sup> Per share amounts calculated using average shares outstanding method.<sup>(2)</sup> Includes the impact of expense-related arrangements with Price Associates.<sup>(3)</sup> Total return reflects the rate that an investor would have earned on an investment in the fund during each period, assuming reinvestment of all distributions, and payment of no redemption or account fees, if applicable.<sup>(4)</sup> Prior to 12/31/19, the gross expense ratios presented are net of a management fee waiver in effect during the period, as applicable.

**FINANCIAL HIGHLIGHTS**

For a share outstanding throughout each period

**Equity Income Portfolio—II Class**

|   | Year<br>Ended<br>12/31/21 | 12/31/20 | 12/31/19 | 12/31/18 | 12/31/17 |
|---|---------------------------|----------|----------|----------|----------|
| <b>NET ASSET VALUE</b>                    |                           |          |          |          |          |
| Beginning of period                       | \$ 26.10                  | \$ 27.01 | \$ 23.27 | \$ 29.16 | \$ 28.25 |
| Investment activities                     |                           |          |          |          |          |
| Net investment income <sup>(1)(2)</sup>   | 0.41                      | 0.48     | 0.55     | 0.51     | 0.44     |
| Net realized and unrealized gain/<br>loss | 6.08                      | (0.33)   | 5.45     | (3.26)   | 3.98     |
| Total from investment activities          | 6.49                      | 0.15     | 6.00     | (2.75)   | 4.42     |
| Distributions                             |                           |          |          |          |          |
| Net investment income                     | (0.42)                    | (0.49)   | (0.55)   | (0.52)   | (0.46)   |
| Net realized gain                         | (2.26)                    | (0.57)   | (1.71)   | (2.62)   | (3.05)   |
| Total distributions                       | (2.68)                    | (1.06)   | (2.26)   | (3.14)   | (3.51)   |
| <b>NET ASSET VALUE</b>                    |                           |          |          |          |          |
| End of period                             | \$ 29.91                  | \$ 26.10 | \$ 27.01 | \$ 23.27 | \$ 29.16 |

**Ratios/Supplemental Data**

|   |               |              |               |                |               |
|---|---------------|--------------|---------------|----------------|---------------|
| <b>Total return<sup>(2)(3)</sup></b>  | <b>25.22%</b> | <b>0.96%</b> | <b>26.04%</b> | <b>(9.69)%</b> | <b>15.73%</b> |
| Ratios to average net assets: <sup>(2)</sup>                                  |               |              |               |                |               |
| Gross expenses before waivers/<br>payments by Price Associates <sup>(4)</sup> | 1.10%         | 1.10%        | 1.10%         | 1.05%          | 1.10%         |
| Net expenses after waivers/<br>payments by Price Associates                   | 0.99%         | 0.99%        | 0.99%         | 1.05%          | 1.10%         |
| Net investment income   | 1.36%         | 2.05%        | 2.07%         | 1.77%          | 1.48%         |
| Portfolio turnover rate   | 19.8%         | 27.7%        | 19.5%         | 16.5%          | 19.9%         |
| Net assets, end of period (in thousands)                                      | \$ 295,512    | \$ 236,856   | \$ 238,540    | \$ 183,383     | \$ 208,017    |

<sup>(1)</sup> Per share amounts calculated using average shares outstanding method.<sup>(2)</sup> Includes the impact of expense-related arrangements with Price Associates.<sup>(3)</sup> Total return reflects the rate that an investor would have earned on an investment in the fund during each period, assuming reinvestment of all distributions, and payment of no redemption or account fees, if applicable.<sup>(4)</sup> Prior to 12/31/19, the gross expense ratios presented are net of a management fee waiver in effect during the period, as applicable.**DISCLOSURE OF FUND PORTFOLIO INFORMATION**

Most T. Rowe Price Funds disclose their calendar quarter-end portfolio holdings on **troweprice.com** 15 calendar days after each quarter. At the discretion of the investment adviser, these holdings reports may exclude the issuer name and other information relating to a holding in order to protect the fund's interests and to prevent harm to the fund or its shareholders. In addition, most T. Rowe Price Funds disclose their 10 largest holdings, along with the percentage of the relevant fund's total assets that each of the 10 holdings represents, on **troweprice.com** on the seventh business day after each month-end. These holdings are listed in numerical order based on such percentages of the fund's assets. A description of T. Rowe Price's policies and procedures with respect to the disclosure of portfolio information is available in the SAI.

The following policies and procedures generally apply to the T. Rowe Price Variable Insurance Portfolios, which are T. Rowe Price mutual funds specifically designed to be made available through variable annuity or variable life insurance contracts. For instructions on how to purchase and redeem shares of the funds, you should refer to your insurance contract prospectus.

---

**INVESTING IN T. ROWE PRICE VARIABLE INSURANCE PORTFOLIOS**

---

Shares of the Variable Insurance Portfolios are designed to be offered to insurance company separate accounts established for the purpose of funding variable annuity and variable life insurance contracts. The variable annuity and variable life insurance contracts holders or participants are not the shareholders of the funds. Rather, the separate account of the insurance company is the shareholder. The variable annuity and variable life insurance contracts are described in separate prospectuses issued by the insurance companies. The funds assume no responsibility for any insurance company prospectuses or variable annuity or variable life insurance contracts.

Some of the Variable Insurance Portfolios are available only in a single share class, while some of the Variable Insurance Portfolios are also available in a II Class. Shares of the funds are sold and redeemed without the imposition of any sales charges, commissions, or redemption fees, although shares of the II Class are subject to a 12b-1 fee at a rate of up to 0.25% of the class' average daily net assets. In addition, certain other charges may apply to variable annuity or variable life contracts. Those charges are disclosed in the insurance contract prospectus.

Your ability to exchange from these funds into any other T. Rowe Price Fund that serves as an investment option under your insurance contract is governed by the terms of that contract and the insurance contract prospectus, as well as the funds' excessive and short-term trading policy described later in this section.

---

**DISTRIBUTION AND SHAREHOLDER SERVICING FEES**

---

Each II Class has adopted a 12b-1 plan to pay certain expenses associated with the distribution of the fund's shares out of the fund's assets. Under such 12b-1 plan, the II Class may make payments at a rate of up to 0.25% of the class' average daily net assets to various insurance companies, their agents, and contract distributors for distribution and servicing of fund shares. These payments may be more or less than the costs incurred by the insurance companies, their agents, and contract distributors for distribution and servicing of fund shares. Because the fees are paid from the II Class net assets on an ongoing basis, they will increase the cost of your investment and, over time, could result in your paying more than with other types of sales charges.

In addition, from time to time, T. Rowe Price may make payments from its own resources to eligible insurance companies for recordkeeping and administrative services they provide to a fund for contract holders. These payments may range from 0.15% to 0.25% of the average annual total assets invested by the separate accounts of the insurance company in the fund. All payments described specifically by this paragraph are paid by T. Rowe Price and are not paid directly from the Variable Insurance Portfolios' assets.

---

**PRICING OF SHARES AND TRANSACTIONS**

---

**How and When Shares Are Priced**

The trade date for your transaction request generally depends on the day and time that your insurance company or T. Rowe Price receives your request and will normally be executed using the next share price calculated after your order is received in correct form by your insurance company or T. Rowe Price or its agent. The share price, also called the net asset value, for each share class of a fund is calculated at the close of trading on the New York Stock Exchange (NYSE), which is normally 4 p.m. ET, on each day that the NYSE is open for business. Net asset values are not calculated for the funds on days when the NYSE is scheduled to be closed for trading (for example, weekends and certain U.S. national holidays). If the NYSE is unexpectedly closed due to weather or other extenuating circumstances on a day it would typically be open for business, or if the NYSE has an unscheduled early closing on a day it has opened

for business, the funds reserve the right to treat such day as a business day and accept purchase and redemption orders and calculate their share price as of the normally scheduled close of regular trading on the NYSE for that day.

To calculate the net asset value, the fund's assets are valued and totaled; liabilities are subtracted; and each class' proportionate share of the balance, called net assets, is divided by the number of shares outstanding of that class. Market values are used to price portfolio holdings for which market quotations are readily available. Market values generally reflect the prices at which securities actually trade or represent prices that have been adjusted based on evaluations and information provided by the fund's pricing services. Investments in other mutual funds are valued at the closing net asset value per share of the mutual fund on the day of valuation. If a market value for a portfolio holding is not available or normal valuation procedures are deemed to be inappropriate, the fund will make a good faith effort to assign a fair value to the holding by taking into account various factors and methodologies that have been approved by the fund's Board. This value may differ from the value the fund receives upon sale of the securities.

Amortized cost is used to price securities held by money market funds and certain short-term debt securities held by other funds. The Government Money Portfolio, which seeks to maintain a stable net asset value of \$1.00, uses the amortized cost method of valuation to calculate its net asset value. Amortized cost allows money market funds to value a holding at the fund's acquisition cost with adjustments for any premiums or discounts, and then round the net asset value per share to the nearest whole cent. The amortized cost method of valuation enables money market funds to maintain a \$1.00 net asset value, but it may also result in periods during which the stated value of a security held by the funds differs from the market-based price the funds would receive if they sold that holding. The current market-based net asset value per share for each business day in the preceding six months is available for the Government Money Portfolio through **troweprice.com**. These market-based net asset values are for informational purposes only and are not used to price transactions.

The funds use various pricing services to provide closing market prices, as well as information used to adjust those prices and to value most fixed income securities. A fund cannot predict how often it will use closing prices or how often it will adjust those prices. As a means of evaluating its fair value process, the fund routinely compares closing market prices, the next day's opening prices in the same markets, and adjusted prices.

Non-U.S. equity securities are valued on the basis of their most recent closing market prices at 4 p.m. ET, except under the following circumstances. Most foreign markets close before 4 p.m. ET. For example, the most recent closing prices for securities traded in certain Asian markets may be as much as 15 hours old at 4 p.m. ET. If a fund determines that developments between the close of a foreign market and the close of the NYSE will, in its judgment, affect the value of some or all of the fund's securities, the fund will adjust the previous closing prices to reflect what it believes to be the fair value of the securities as of 4 p.m. ET. In deciding whether to make these adjustments, the fund reviews a variety of factors, including developments in foreign markets, the performance of U.S. securities markets, and the performance of instruments trading in U.S. markets that represent foreign securities and baskets of foreign securities.

A fund may also fair value certain securities or a group of securities in other situations—for example, when a particular foreign market is closed but the fund is open. For a fund that has investments in securities that are primarily listed on foreign exchanges that trade on weekends or other days when the fund does not price its shares, the fund's net asset value may change on days when shareholders will not be able to purchase or redeem the fund's shares. If an event occurs that affects the value of a security after the close of the market, such as a default of a commercial paper issuer or a significant move in short-term interest rates, a fund may make a price adjustment depending on the nature and significance of the event. The funds also evaluate a variety of factors when assigning fair values to private placements and other restricted securities. Other mutual funds may adjust the prices of their securities by different amounts or assign different fair values than the fair value that the fund assigns to the same security.

### **How the Trade Date Is Determined**

The insurance companies purchase shares of the fund for their separate accounts, using premiums allocated by the contract holders or participants. Shares are purchased at the net asset value next determined after the insurance company receives the premium payment in correct form. Initial and subsequent payments allocated to the fund are subject to the limits stated in the insurance contract prospectus issued by the insurance company.

The insurance companies redeem shares of the fund to make benefit or surrender payments under the terms of their contracts. Redemptions are processed on any day on which the NYSE is open and are priced at the fund's net asset value next determined after the insurance company receives a surrender request in acceptable form.

The funds have authorized certain insurance companies, financial intermediaries, or their designees to accept orders to buy or sell fund shares on their behalf. Generally, when insurance companies receive an order in correct form, the order is considered as being



placed with the fund and shares will be bought or sold at the net asset value next calculated after the order is received by the insurance company. The insurance company or financial intermediary must transmit the order to T. Rowe Price or its agent and pay for such shares in accordance with the agreement with T. Rowe Price, or the order may be canceled and the insurance company or financial intermediary could be held liable for the losses. If the fund does not have such an agreement in place with your insurance company or financial intermediary, T. Rowe Price or its agent must receive the request in correct form from your insurance company or financial intermediary by the close of the NYSE in order for your transaction to be priced at that business day's net asset value.

*Note:* The time at which transactions and shares are priced and the time until which orders are accepted may be changed in case of an emergency or if the NYSE closes at a time other than 4 p.m. ET. The funds reserve the right to not treat an unscheduled intraday disruption or closure in NYSE trading as a closure of the NYSE and still accept transactions and calculate their net asset value as of 4 p.m. ET.

---

## GENERAL POLICIES RELATING TO TRANSACTIONS

---

### Purchasing Shares

All initial and subsequent investments by insurance companies or financial intermediaries are typically made by bank wire or electronic payment. There is no assurance that the share price for the purchase will be the same day the wire or electronic payment was initiated. The Variable Insurance Portfolios do not require a particular minimum amount for initial or subsequent purchases. However, you should check with your insurance company to determine if a minimum applies to your investment. Purchases by financial intermediaries are typically initiated through the National Securities Clearing Corporation or by calling Client Account Management.

When authorized by the fund, certain financial institutions purchasing fund shares on behalf of customers through T. Rowe Price Client Account Management may place a purchase order unaccompanied by payment. Payment for these shares must be received by the time designated by the fund (not to exceed the period established for settlement under applicable regulations). If payment is not received by this time, the order may be canceled. The financial institution is responsible for any costs or losses incurred by the fund or T. Rowe Price if payment is delayed or not received.

**U.S. Dollars** All purchases must be paid for in U.S. dollars.

**Nonpayment** Purchases may be canceled for any orders that are not paid in full. The purchaser may be responsible for any losses or expenses incurred by the fund or its transfer agent, and the fund can redeem shares as reimbursement. The funds and their agents have the right to reject or cancel any purchase due to nonpayment.

### Redeeming Shares

Unless otherwise indicated, redemption proceeds will be sent via bank wire to the insurance company's or financial intermediary's designated bank. Redemptions are typically initiated through the National Securities Clearing Corporation or by calling Client Account Management. Normally, the fund transmits proceeds to insurance companies and financial intermediaries for redemption orders received in correct form on either the next business day or second business day after receipt of the order, depending on the arrangement with the insurance company or financial intermediary. You may want to contact your insurance company about procedures for receiving your redemption proceeds under your insurance contract.

Please note that certain purchase and redemption requests initiated through the National Securities Clearing Corporation may be rejected, and in such instances, the transaction must be placed by contacting Client Account Management.

**Large Redemptions** Large redemptions can adversely affect a portfolio manager's ability to implement a fund's investment strategy by causing the premature sale of securities that would otherwise be held longer. Therefore, the fund reserves the right (without prior notice) to redeem in-kind. In general, any redemptions in-kind will represent a pro-rata distribution of a fund's securities, subject to certain limited exceptions. The redeeming shareholder or account will be responsible for disposing of the securities, and the shareholder or account will be subject to the risks that the value of the securities could decline prior to their sale, the securities could be difficult to sell, and brokerage fees could be incurred. If a shareholder or account owner continues to hold the securities, he or she may be subject to any ownership restrictions imposed by the issuers. For example, real estate investment trusts often impose ownership restrictions on their equity securities.

**Delays in Sending Redemption Proceeds** The Variable Insurance Portfolios typically expect that redemption requests will be paid out to redeeming shareholders by the business day following the receipt of a redemption request that is in correct form. Proceeds sent by wire are typically credited to the insurance company's or financial intermediary's designated bank the next business day after the redemption. However, under certain circumstances, and when deemed to be in a fund's best interests, proceeds may not be sent for up to seven calendar days after receipt of a valid redemption order (for example, during periods of deteriorating or stressed market conditions or during extraordinary or emergency circumstances). In addition, under certain limited circumstances, the Board of Directors of a money market fund may elect to permanently suspend redemptions in order to facilitate an orderly liquidation of the money market fund (subject to any additional liquidation requirements).

### **Excessive and Short-Term Trading Policy**

Excessive transactions and short-term trading can be harmful to fund shareholders in various ways, such as disrupting a fund's portfolio management strategies, increasing a fund's trading and other costs, and negatively affecting its performance. Short-term traders in funds that invest in foreign securities may seek to take advantage of developments overseas that could lead to an anticipated difference between the price of the funds' shares and price movements in foreign markets. While there is no assurance that T. Rowe Price can prevent all excessive and short-term trading, the Boards of the T. Rowe Price Funds have adopted the following trading limits that are designed to deter such activity and protect the funds' shareholders. The funds may revise their trading limits and procedures at any time as the Boards deem necessary or appropriate to better detect short-term trading that may adversely affect the funds, to comply with applicable regulatory requirements, or to impose additional or alternative restrictions. The excessive and short-term trading policy for the T. Rowe Price Funds applies to contract holders notwithstanding any provisions in your insurance contract.

Subject to certain exceptions, each T. Rowe Price Fund restricts a shareholder's purchases (including through exchanges) into a fund account for a period of 30 calendar days after the shareholder has redeemed or exchanged out of that same fund account (the "30-Day Purchase Block"). The calendar day after the date of redemption is considered Day 1 for purposes of computing the period before another purchase may be made.

**General Exceptions** As of the date of this prospectus, the following types of transactions generally are not subject to the 30-Day Purchase Block (certain of these exceptions are not applicable to Variable Insurance Portfolios):

- Shares purchased or redeemed in money market funds and ultra short-term bond funds;
- Shares purchased or redeemed through a systematic purchase or withdrawal plan;
- Checkwriting redemptions from bond funds and money market funds;
- Shares purchased through the reinvestment of dividends or capital gain distributions;
- Shares redeemed automatically by a fund to pay fund fees or shareholder account fees;
- Transfers and changes of account registration within the same fund;
- Shares purchased by asset transfer or direct rollover;
- Shares purchased or redeemed through IRA conversions and recharacterizations;
- Shares redeemed to return an excess contribution from a retirement account;
- Transactions in Section 529 college savings plans;
- Certain transactions in defined benefit and nonqualified plans, subject to prior approval by T. Rowe Price;
- Shares converted from one share class to another share class in the same fund;
- Shares of T. Rowe Price Funds that are purchased by another T. Rowe Price Fund, including shares purchased by T. Rowe Price fund-of-funds products, and shares purchased by discretionary accounts managed by T. Rowe Price or one of its affiliates (please note that shareholders of the investing T. Rowe Price Fund are still subject to the policy);
- Transactions initiated by the trustee or adviser to a donor-advised charitable gift fund as approved by T. Rowe Price; and
- Transactions having a value of \$5,000 or less (insurance companies and financial intermediaries may apply the excessive and short-term trading policy to transactions of any amount).

Transactions in certain rebalancing, asset allocation, wrap, and other advisory programs, as well as non-T. Rowe Price fund-of-funds products, may also be exempt from the 30-Day Purchase Block, subject to prior written approval by T. Rowe Price.

In addition to restricting transactions in accordance with the 30-Day Purchase Block, T. Rowe Price may, in its discretion, reject (or instruct a financial intermediary or insurance company to reject) any purchase or exchange into a fund from a person (which includes individuals and entities) whose trading activity could disrupt the management of the fund or dilute the value of the fund's shares, including trading by persons acting collectively (for example, following the advice of a newsletter). Such persons may be barred, without prior notice, from further purchases of T. Rowe Price Funds for a period longer than 30 calendar days, or permanently.

**Omnibus Accounts** Financial intermediaries and insurance companies may maintain their underlying accounts directly with the fund, although they often establish an omnibus account (one account with the fund that represents multiple underlying shareholder accounts or underlying contract holder accounts) in the fund on behalf of their customers. When insurance companies establish omnibus accounts in the T. Rowe Price Funds, T. Rowe Price is not able to monitor the trading activity by underlying contract holders. However, T. Rowe Price monitors aggregate trading activity at the insurance company (omnibus account) level in an attempt to identify activity that indicates potential excessive or short-term trading. If it detects suspicious trading activity, T. Rowe Price will contact the insurance company and may request personal identifying information and transaction histories for some or all of the underlying contract holders. If T. Rowe Price believes that excessive or short-term trading has occurred and there is no exception for such trades under the funds' Excessive and Short-Term Trading Policy previously described, it will instruct the insurance company to impose restrictions to discourage such practices and take appropriate action with respect to the underlying contract holder, including restricting purchases for 30 calendar days or longer. There is no assurance that T. Rowe Price will be able to properly enforce its excessive and short-term trading policy for omnibus accounts. Because T. Rowe Price generally relies on financial intermediaries and insurance companies to provide information and impose restrictions for omnibus accounts, its ability to monitor and deter excessive trading will be dependent upon the financial intermediaries' and insurance companies' timely performance of their responsibilities.

T. Rowe Price may allow a financial intermediary or insurance company to maintain restrictions on trading in the T. Rowe Price Funds that differ from the 30-Day Purchase Block. An alternative excessive and short-term trading policy would be acceptable to T. Rowe Price if it believes that the policy would provide sufficient protection to the T. Rowe Price Funds and their shareholders that is consistent with the Excessive and Short-Term Trading Policy adopted by the funds' Boards.

The terms of your insurance contract may further restrict your ability to trade between investment options available under your contract. You should carefully review your insurance contract or consult with your insurance company directly to determine the trading policy, as well as any rules or conditions on transactions that will apply to your trades in the T. Rowe Price Funds and any other investment options available under your contract.

There is no guarantee that T. Rowe Price will be able to identify or prevent all excessive or short-term trades or trading practices.

#### **Responsibility for Unauthorized Transactions**

T. Rowe Price and its agents use procedures reasonably designed to confirm that telephone, electronic, and other instructions are genuine. These procedures include recording telephone calls, requiring personalized security codes or certain identifying information for inquiries and requests, and requiring Medallion signature guarantees for certain transactions and account changes. If T. Rowe Price and its agents follow these procedures, they are not responsible for any losses that may occur due to unauthorized instructions. In addition, you should verify the accuracy of transactions immediately after you receive confirmation of them and notify T. Rowe Price of any inaccuracies.

#### **Fund Operations and Shareholder Services**

T. Rowe Price and The Bank of New York Mellon, subject to the oversight of T. Rowe Price, each provide certain accounting services to the T. Rowe Price Funds. T. Rowe Price Services, Inc., acts as the transfer agent and dividend disbursing agent and provides shareholder and administrative services to the funds. These companies receive compensation from the funds for their services. These fees are included in a fund's financial statements.

---

### **INFORMATION ON DISTRIBUTIONS AND TAXES**

---

Each fund intends to qualify to be treated each year as a regulated investment company under Subchapter M of the Internal Revenue Code of 1986, as amended (Code). In order to qualify, a fund must satisfy certain income, diversification, and distribution requirements. A regulated investment company is not subject to U.S. federal income tax at the portfolio level on income and gains from investments that are distributed to shareholders. However, if a fund were to fail to qualify as a regulated investment company, and was ineligible to or otherwise did not cure such failure, the result would be fund-level taxation and, consequently, a reduction in income available for distribution to the fund's shareholders.

For a discussion of the tax status of your variable annuity contract, please refer to the insurance contract prospectus. Any tax forms applicable to your investment will be provided to you by your insurance company.

The policy of the funds is to distribute, to the extent possible, all net investment income and realized capital gains to their shareholders, which are the various insurance companies that have established separate accounts in connection with their issuance of

variable annuity and variable life insurance contracts. Any dividends from net investment income are declared daily and paid monthly for the Limited-Term Bond and Government Money Portfolios; declared and paid quarterly for the Equity Income, Equity Index 500, and Moderate Allocation Portfolios; and declared and paid annually for all other Variable Insurance Portfolios. Shares of the Limited-Term Bond and Government Money Portfolios will normally earn dividends through the date of redemption. The funds do not pay dividends in fractional cents. Any dividend amount earned for a particular day on all shares held that is one-half of one cent or greater (for example, \$0.016) will be rounded up to the next whole cent (\$0.02), and any amount that is less than one-half of one cent (for example, \$0.014) will be rounded down to the nearest whole cent (\$0.01). Please note that if the dividend payable on all shares held is less than one-half of one cent for a particular day, no dividend will be earned for that day.

If a fund has net capital gains for the year (after subtracting any capital losses), they are usually declared and paid in December. If a second distribution is necessary, it is generally paid the following year.

All fund distributions made to a separate account will be reinvested automatically in additional fund shares, unless a shareholder (separate account) elects to receive distributions in cash. Under current law, dividends and distributions made by the fund to separate accounts are generally not taxable to the separate accounts, the insurance company, or the contract holder, provided that the separate account meets the diversification requirements of Code Section 817(h) and other tax-related requirements are satisfied. Each of the Variable Insurance Funds intends to diversify its investments in the manner required under Code Section 817(h).

---

## **RIGHTS RESERVED BY THE FUNDS**

---

T. Rowe Price Funds and their agents, in their sole discretion, reserve the following rights: (1) to waive or lower investment minimums; (2) to accept initial purchases by telephone; (3) to refuse any purchase or exchange order; (4) to cancel or rescind any purchase or exchange order placed through a financial intermediary no later than the business day after the order is received by the financial intermediary (including, but not limited to, orders deemed to result in excessive trading, market timing, or 5% ownership); (5) to cease offering fund shares at any time to all or certain groups of investors; (6) to freeze any account and suspend account services when notice has been received of a dispute regarding the ownership of the account, or a legal claim against an account, upon initial notification to T. Rowe Price of a shareholder's death until T. Rowe Price receives required documentation in correct form, or if there is reason to believe a fraudulent transaction may occur; (7) to otherwise modify the conditions of purchase and modify or terminate any services at any time; (8) to waive any wire fees charged to a group of shareholders; (9) to act on instructions reasonably believed to be genuine; (10) to involuntarily redeem an account at the net asset value calculated the day the account is redeemed when permitted by law, including in cases of threatening conduct, suspected fraudulent or illegal activity, or if the fund or its agent is unable, through its procedures, to verify the identity of the person(s) or entity opening an account; and (11) for the money market funds, to suspend redemptions to facilitate an orderly liquidation.

In an effort to protect T. Rowe Price Funds from the possible adverse effects of a substantial redemption in a large account, as a matter of general policy, no contract holder or participant or group of contract holders or participants controlled by the same person or group of persons will knowingly be permitted to purchase in excess of 5% of the outstanding shares of the fund, except upon approval by the fund's management.

A Statement of Additional Information for the T. Rowe Price family of funds, which includes additional information about the funds, has been filed with the SEC and is incorporated by reference into this prospectus. Further information about fund investments, including a review of market conditions and the manager's recent investment strategies and their impact on performance during the past fiscal year, is available in the annual and semiannual shareholder reports. To obtain free copies of any of these documents, or for shareholder inquiries, contact your insurance company. Certain documents and updated performance information are available through [troweprice.com](http://troweprice.com).

Fund reports and other fund information are available on the EDGAR Database on the SEC's internet site at [sec.gov](http://sec.gov). Copies of this information may be obtained, after paying a duplicating fee, by electronic request at [publicinfo@sec.gov](mailto:publicinfo@sec.gov).

**T.RowePrice®**

1940 Act File No. 811-07143  
E300-040 5/1/22



**PROSPECTUS**

May 1, 2022

T. ROWE PRICE

# Moderate Allocation Portfolio

The fund is only available as an investment option for variable annuity and variable life insurance contracts.

The Securities and Exchange Commission (SEC) has not approved or disapproved these securities or passed upon the adequacy of this prospectus. Any representation to the contrary is a criminal offense.

---

## Table of Contents

|          |  |    |
|----------|--|----|
| <b>1</b> | <b>SUMMARY</b>   |    |
|          | Moderate Allocation Portfolio  | 1  |
| <b>2</b> | <b>MORE ABOUT THE FUND</b>   |    |
|          | Management of the Fund   | 6  |
|          | More Information About the Fund's Investment Objective(s), Strategies, and Risks | 7  |
|          | Portfolio Turnover   | 15 |
|          | Financial Highlights   | 15 |
|          | Disclosure of Fund Portfolio Information   | 16 |
| <b>3</b> | <b>T. ROWE PRICE ACCOUNT INFORMATION</b>   |    |
|          | Investing in T. Rowe Price Variable Insurance Portfolios                         | 17 |
|          | Distribution and Shareholder Servicing Fees                                      | 17 |
|          | Pricing of Shares and Transactions   | 17 |
|          | General Policies Relating to Transactions  | 19 |
|          | Information on Distributions and Taxes   | 21 |
|          | Rights Reserved by the Funds   | 22 |

**Investment Objective(s)**

The fund seeks the highest total return over time consistent with an emphasis on both capital appreciation and income.

**Fees and Expenses**

This table describes the fees and expenses that you may pay if you buy, hold, and sell shares of the fund. **There may be additional expenses that apply, as described in your insurance contract prospectus, which are not reflected in the table or the example below.**

**Fees and Expenses of the Fund**

|  | Annual fund operating expenses<br>(expenses that you pay each year as a<br>percentage of the value of your investment) |
|--|--|
| Management fees  | 0.90% <sup>a</sup>   |
| Other expenses   | —  |
| Acquired fund fees and expenses  | 0.14   |
| Total annual fund operating expenses   | 1.04 <sup>b</sup>  |
| Fee waiver/expense reimbursement   | (0.19) <sup>a,c</sup>  |
| <b>Total annual fund operating expenses after fee<br/>waiver/expense reimbursement</b> | <b>0.85<sup>a,b</sup></b>  |

<sup>a</sup> T. Rowe Price Associates, Inc., has contractually agreed (at least through April 30, 2023) to waive a portion of the fund's management fees in order to limit the fund's management fees to 0.85% of the fund's average daily net assets. Thereafter, this agreement will automatically renew for one-year terms unless terminated by the fund's Board of Directors. Fees waived and expenses paid under this agreement are not subject to reimbursement to T. Rowe Price Associates, Inc., by the fund.

<sup>b</sup> The figures shown in the fee table do not match the "Ratios to average net assets" shown in the Financial Highlights table, as those figures do not include acquired fund fees and expenses and exclude expenses permanently waived as a result of investments in other T. Rowe Price Funds.

<sup>c</sup> T. Rowe Price Associates, Inc., is required to permanently waive a portion of its management fee charged to the fund in an amount sufficient to fully offset that portion of management fee paid by each underlying T. Rowe Price Fund related to the fund's investment therein. The amount of the waiver will vary each fiscal year in proportion to the amount invested in other T. Rowe Price Funds.

**Example** This example is intended to help you compare the cost of investing in the fund with the cost of investing in other mutual funds. The example assumes that you invest \$10,000 in the fund for the time periods indicated and then redeem all of your shares at the end of those periods, that your investment has a 5% return each year, and that the fund's operating expenses remain the same. The example also assumes that any current expense limitation arrangement remains in place for the period noted in the previous table; therefore, the figures have been adjusted to reflect fee waivers or expense reimbursements only in the periods for which the expense limitation arrangement is expected to continue. Although your actual costs may be higher or lower, based on these assumptions your costs would be:

| 1 Year | 3 Years | 5 Years | 10 Years |
|--------|---------|---------|----------|
| \$ 87  | \$ 282  | \$ 494  | \$ 1,103 |

**Portfolio Turnover** The fund pays transaction costs, such as commissions, when it buys and sells securities (or "turns over" its portfolio). A higher portfolio turnover rate may indicate higher transaction costs and may result in higher taxes when the fund's shares are held in a taxable account. These costs, which are not reflected in annual fund operating expenses or in the example, affect the fund's performance. During the most recent fiscal year, the fund's portfolio turnover rate was 82.3% of the average value of its portfolio.

**Investments, Risks, and Performance****Principal Investment Strategies**

The fund pursues its objective by investing in a diversified portfolio typically consisting of approximately 60% stocks and 40% bonds, money market securities and cash reserves. Domestic stocks are drawn from the overall U.S. market. International stocks are selected primarily from large companies in developed markets but may also include investments in emerging markets. Bonds, which may be issued by U.S. or foreign issuers and issued with fixed or floating interest rates, are primarily investment grade (i.e., assigned one of the



four highest credit ratings by established rating agencies) and are chosen across the entire government, corporate, and mortgage-backed securities markets. Maturities generally reflect the adviser's outlook for interest rates. The fund may invest up to 40% of its total assets in foreign securities.

The adviser may decide to overweight or underweight a particular asset class based on its outlook for the economy and financial markets. Under normal conditions, the fund's allocation to the broad asset classes will be within the following ranges, each as a percentage of the fund's net assets: stocks (50-70%) and bonds and money markets (30-50%). When deciding upon allocations within these prescribed limits, the adviser may favor stocks when strong economic growth is expected and may favor fixed income securities if the economy is expected to slow sufficiently to hurt corporate profit growth. The adviser may adjust the fund's portfolio and overall risk profile by making tactical decisions to overweight or underweight particular asset classes or sectors based on its outlook for the global economy and securities markets. When selecting particular stocks, the adviser examines relative values and prospects among growth- and value-oriented stocks, domestic and international stocks, small- to large-cap stocks, and stocks of companies involved in activities related to commodities and other real assets. This process draws heavily upon the adviser's proprietary stock research expertise. While the fund maintains a diversified portfolio, its portfolio manager may, at any particular time, shift stock selection toward markets or market sectors that appear to offer attractive value and appreciation potential.

A similar security selection process applies to bonds. When deciding whether to adjust duration, credit risk exposure, or allocations among the various sectors (for example, high yield "junk" bonds, mortgage- and asset-backed securities, international bonds, and emerging markets bonds), the adviser weighs such factors as the outlook for inflation and the economy, corporate earnings, expected interest rate movements and currency valuations, and the yield advantage that lower-rated bonds may offer over investment-grade bonds.

### **Principal Risks**

As with any fund, there is no guarantee that the fund will achieve its objective(s). The fund's share price fluctuates, which means you could lose money by investing in the fund. The fund has partial exposure to a variety of risks in proportion to the amount it invests in stocks, bonds, and money market securities. The principal risks of investing in this fund, which may be even greater in bad or uncertain market conditions, are summarized as follows:

**Stock investing** Stocks generally fluctuate in value more than bonds and may decline significantly over short time periods. There is a chance that stock prices overall will decline because stock markets tend to move in cycles, with periods of rising and falling prices. The value of stocks held by the fund may decline due to general weakness or volatility in the stock markets in which the fund invests or because of factors that affect a particular company or industry.

**Fixed income markets** Economic and other market developments can adversely affect the fixed income securities markets. At times, participants in these markets may develop concerns about the ability of certain issuers of debt instruments to make timely principal and interest payments, or they may develop concerns about the ability of financial institutions that make markets in certain debt instruments to facilitate an orderly market. Those concerns could cause increased volatility and reduced liquidity in particular securities or in the overall fixed income markets and the related derivatives markets. A lack of liquidity or other adverse credit market conditions may hamper the fund's ability to sell the debt instruments in which it invests or to find and purchase suitable debt instruments.

**Market conditions** The value of the fund's investments may decrease, sometimes rapidly or unexpectedly, due to factors affecting an issuer held by the fund, particular industries, or the overall securities markets. A variety of factors can increase the volatility of the fund's holdings and markets generally, including political or regulatory developments, recessions, inflation, rapid interest rate changes, war, military conflict, or acts of terrorism, natural disasters, and outbreaks of infectious illnesses or other widespread public health issues such as the coronavirus pandemic and related governmental and public responses (including sanctions). Certain events may cause instability across global markets, including reduced liquidity and disruptions in trading markets, while some events may affect certain geographic regions, countries, sectors, and industries more significantly than others. Government intervention in markets may impact interest rates, market volatility, and security pricing. These adverse developments may cause broad declines in market value due to short-term market movements or for significantly longer periods during more prolonged market downturns.

**Interest rates** The prices of, and the income generated by, debt instruments held by the fund may be affected by changes in interest rates. A rise in interest rates typically causes the price of a fixed rate debt instrument to fall and its yield to rise. Conversely, a decline in interest rates typically causes the price of a fixed rate debt instrument to rise and the yield to fall. Generally, funds with longer weighted average maturities and durations carry greater interest rate risk. Changes in monetary policy made by central banks and/or governments, such as the discontinuation and replacement of benchmark rates, are likely to affect the level of interest rates.

**Prepayments and extensions** The fund is subject to prepayment risks because the principal on mortgage-backed securities, other asset-backed securities, or any debt instrument with an embedded call option may be prepaid at any time, which could reduce the security's yield and market value. The rate of prepayments tends to increase as interest rates fall, which could cause the average maturity of the portfolio to shorten. Extension risk may result from a rise in interest rates, which tends to make mortgage-backed securities, asset-backed securities, and other callable debt instruments more volatile.

**Credit quality** An issuer of a debt instrument could suffer an adverse change in financial condition that results in a payment default (failure to make scheduled interest or principal payments), rating downgrade, or inability to meet a financial obligation. Securities that are rated below investment grade carry greater risk of default and should be considered speculative.

**International investing** Investing in the securities of non-U.S. issuers involves special risks not typically associated with investing in U.S. issuers. Non-U.S. securities tend to be more volatile and have lower overall liquidity than investments in U.S. securities and may lose value because of adverse local, political, social, or economic developments overseas, or due to changes in the exchange rates between foreign currencies and the U.S. dollar. In addition, investments outside the U.S. are subject to settlement practices and regulatory and financial reporting standards that differ from those of the U.S. The risks of investing outside the U.S. are heightened for any investments in emerging markets, which are susceptible to greater volatility than investments in developed markets.

**Emerging markets** Investments in emerging market countries are subject to greater risk and overall volatility than investments in the U.S. and other developed markets. Emerging market countries tend to have economic structures that are less diverse and mature, less developed legal and regulatory regimes, and political systems that are less stable, than those of developed countries. In addition to the risks associated with investing outside the U.S., emerging markets are more susceptible to governmental interference, political and economic uncertainty, local taxes and restrictions on the fund's investments, less efficient trading markets with lower overall liquidity, and more volatile currency exchange rates.

**Liquidity** The fund may not be able to meet requests to redeem shares issued by the fund without significant dilution of the remaining shareholders' interests in the fund. In addition, the fund may not be able to sell a holding in a timely manner at a desired price. Reduced liquidity in the bond markets can result from a number of events, such as limited trading activity, reductions in bond inventory, and rapid or unexpected changes in interest rates. Markets with lower overall liquidity could lead to greater price volatility and limit the fund's ability to sell a holding at a suitable price.

**Sector exposure** At times, the fund may have a significant portion of its assets invested in securities of issuers conducting business in a broadly related group of industries within the same economic sector. Issuers in the same economic sector may be similarly affected by economic or market events, making the fund more vulnerable to unfavorable developments in that economic sector than funds that invest more broadly.

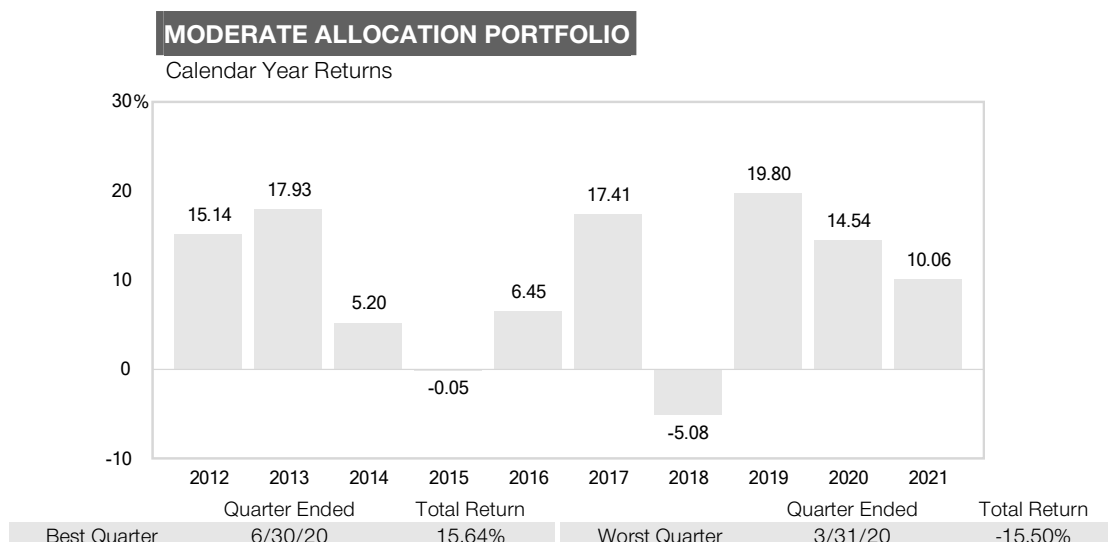
**Active management** The fund's overall investment program and holdings selected by the fund's investment adviser may underperform the broad markets, relevant indices, or other funds with similar objectives and investment strategies.

**Cybersecurity breaches** The fund could be harmed by intentional cyberattacks and other cybersecurity breaches, including unauthorized access to the fund's assets, customer data and confidential shareholder information, or other proprietary information. In addition, a cybersecurity breach could cause one of the fund's service providers or financial intermediaries to suffer unauthorized data access, data corruption, or loss of operational functionality.

## **Performance**

The following performance information provides some indication of the risks of investing in the fund. The fund's performance information represents only past performance and is not necessarily an indication of future results.

The following bar chart illustrates how much returns can differ from year to year by showing calendar year returns and the best and worst calendar quarter returns during those years for the fund.



The following table shows the average annual total returns for the fund, and also compares the returns with the returns of a relevant broad-based market index, as well as with the returns of one or more comparative indexes that have investment characteristics similar to those of the fund, if applicable.

#### Average Annual Total Returns

|   | Periods ended<br>December 31, 2021 |         |          | Inception<br>date |
|---|------------------------------------|---------|----------|-------------------|
|   | 1 Year                             | 5 Years | 10 Years |                   |
| <b>Moderate Allocation Portfolio</b>  | 10.06 %                            | 10.98 % | 9.85 %   | <b>12/30/1994</b> |
| Morningstar Moderate Target Risk Index (reflects no deduction for fees, expenses, or taxes) | 10.19                              | 10.07   | 8.75     |                   |
| Russell 3000® Index (reflects no deduction for fees, expenses, or taxes)                    | 25.66                              | 17.97   | 16.30    |                   |

Updated performance information is available through [troweprice.com](https://www.troweprice.com).

#### Management

**Investment Adviser** T. Rowe Price Associates, Inc. (T. Rowe Price or Price Associates)

**Investment Subadviser** T. Rowe Price Investment Management, Inc. (Price Investment Management)

**Investment Subadviser** T. Rowe Price Hong Kong Limited (Price Hong Kong)

| Portfolio Manager  | Title                                    | Managed Fund Since | Joined Investment Adviser |
|--------------------|--|--------------------|---------------------------|
| Charles M. Shriver | Cochair of Investment Advisory Committee | 2011               | 1991                      |
| Toby M. Thompson   | Cochair of Investment Advisory Committee | 2020               | 1993*                     |

\* Mr. Thompson originally joined T. Rowe Price in 1993 and returned in 2010.

#### Purchase and Sale of Fund Shares

The fund is not sold directly to the general public but is instead offered as an underlying investment option for variable annuity or variable life insurance contracts. Although the fund does not require a minimum amount for initial or subsequent purchases from insurance companies, your insurance company may impose investment minimums for your purchases of the fund.

You may purchase, redeem, or exchange shares of the fund on any day the New York Stock Exchange is open for business. You must purchase, redeem, and exchange shares through your insurance company.

**Tax Information**

The fund distributes any dividends and capital gains to its shareholders, which are the insurance company separate accounts that sponsor your variable annuity or variable life insurance contract. Variable product owners seeking to understand the tax consequences of their investment, including redemptions of fund shares and the impact of dividend and capital gains distributions by the fund, should consult with the insurance company that issued their variable product or refer to their variable annuity or variable life insurance contract prospectus.

**Payments to Insurance Companies, Broker-Dealers, and Other Financial Intermediaries**

The fund is generally available only through variable annuity or variable life insurance contracts. The fund and/or its related companies may make payments to a sponsoring insurance company or other financial intermediary for the sale of fund shares and related services. These payments may create a conflict of interest by influencing the insurance company or other financial intermediary to recommend the fund over another investment option or by influencing an insurance company to include the fund as an underlying investment option in a variable contract. The prospectus (or other offering document) for your variable contract may contain additional information about these payments. Ask your insurance company or financial intermediary, or visit your insurance company's or financial intermediary's website, for more information.

**MANAGEMENT OF THE FUND**

---

**Investment Adviser(s)**

T. Rowe Price is the fund's investment adviser and oversees the selection of the fund's investments and management of the fund's portfolio pursuant to an investment management agreement between the investment adviser and the fund. T. Rowe Price is the investment adviser for all funds sponsored and managed by T. Rowe Price (T. Rowe Price Funds); is an SEC-registered investment adviser that provides investment management services to individual and institutional investors and sponsors; and serves as adviser and subadviser to registered investment companies, institutional separate accounts, and common trust funds. The address for T. Rowe Price is 100 East Pratt Street, Baltimore, Maryland 21202. As of December 31, 2021, T. Rowe Price and its affiliates (Firm) had approximately \$1.69 trillion in assets under management and provided investment management services for more than 6.4 million individual and institutional investor accounts.

T. Rowe Price entered into a subadvisory agreement with Price Investment Management under which Price Investment Management is authorized to trade securities and make discretionary investment and voting decisions with respect to all or a portion of the fund's portfolio. Price Investment Management is an SEC-registered investment adviser that provides investment management services to individual and institutional investors and sponsors; and serves as adviser and subadviser to registered investment companies, institutional separate accounts, and common trust funds. Price Investment Management is a subsidiary of T. Rowe Price and its address is 100 East Pratt Street, Baltimore, Maryland 21202.

T. Rowe Price has entered into a subadvisory agreement with Price Hong Kong under which Price Hong Kong is authorized to trade securities and make discretionary investment decisions on behalf of the fund. Price Hong Kong is licensed with the Securities and Futures Commission of Hong Kong and is registered as an investment adviser with the SEC. Price Hong Kong serves as a subadviser to investment companies and provides investment management services for other clients who seek to primarily invest in the Asia-Pacific securities markets. Price Hong Kong is a subsidiary of T. Rowe Price and T. Rowe Price International, and its address is 6/F Chater House, 8 Connaught Road, Central, Hong Kong.

**Portfolio Management**

T. Rowe Price has established an Investment Advisory Committee with respect to the fund. The committee cochair is ultimately responsible for the day-to-day management of the fund's portfolio and work with the committee in developing and executing the fund's investment program. The members of the committee are as follows: Charles M. Shriver and Toby M. Thompson, cochair, Stephen L. Bartolini, Richard de los Reyes, Kimberly E. DeDominicis, David J. Eiswert, Mark S. Finn, Arif Husain, Wyatt A. Lee, Paul M. Massaro, Raymond A. Mills, Sebastien Page, Robert A. Panariello, Guido F. Stubenrauch, Justin Thomson, and Justin P. White. The following information provides the year that the cochair first joined the Firm and the cochair's specific business experience during the past five years (although the cochair may have had portfolio management responsibilities for a longer period). Mr. Shriver has been chair since 2011. He joined the Firm in 1991, and his investment experience dates from 1999. He has served as a portfolio manager with the Firm throughout the past five years. Mr. Thompson became cochair of the committee in 2020. He originally joined the Firm in 1993, and returned in 2010. His investment experience dates from 1993. For the past five years, he has served as a portfolio manager within the Firm's multi-asset division. The Statement of Additional Information (SAI) provides additional information about the portfolio managers' compensation, other accounts managed by the portfolio managers, and the portfolio managers' ownership of the fund's shares.

**The Management Fee**

The fund pays the investment adviser an annual all-inclusive management fee of 0.90% based on the fund's average daily net assets. The management fee is calculated and accrued daily, and it includes investment management services and ordinary, recurring operating expenses but does not cover interest; expenses related to borrowings, taxes, brokerage, and other transaction costs; or nonrecurring, extraordinary expenses.

A discussion about the factors considered by the fund's Board of Directors (Board) and its conclusions in approving the fund's investment management agreement (and any subadvisory agreement, if applicable) appear in the fund's shareholder reports for the periods ended June 30 and December 31.

**Variable Annuity Contracts and Variable Life Insurance Charges**

Variable annuity and variable life insurance fees and charges imposed on contract holders and participants by the insurance companies are in addition to those described previously and are described in the variable annuity contract and variable life insurance prospectuses.

**Variable Annuity Contracts and Variable Life Insurance Conflicts**

The fund may serve as an investment medium for both variable annuity contracts and variable life insurance policies. Shares of the fund may be offered to separate accounts established by any number of insurance companies. The fund currently does not foresee any disadvantages to variable annuity contract owners due to the fact that the fund may serve as an investment medium for both variable annuity contracts and variable life insurance policies; however, due to differences in tax treatment or other considerations, it is theoretically possible that the interests of owners of variable annuity contracts and variable life insurance policies for which the fund serves as an investment medium might at some time be in conflict. The fund's Board is required to monitor events to identify any material conflicts between variable annuity contract owners and variable life policy owners, and will determine what action, if any, should be taken in the event of such a conflict. If such a conflict were to occur, an insurance company participating in the fund might be required to redeem the investment of one or more of its separate accounts from the fund. This might force the fund to sell securities at disadvantageous prices.

---

**MORE INFORMATION ABOUT THE FUND'S INVESTMENT OBJECTIVE(S), STRATEGIES, AND RISKS**

---

**Investment Objective(s)**

The fund seeks the highest total return over time consistent with an emphasis on both capital appreciation and income.

**Principal Investment Strategies**

The fund pursues its objective by investing in a diversified portfolio typically consisting of approximately 60% stocks and 40% bonds, money market securities and cash reserves. Domestic stocks are drawn from the overall U.S. market. International stocks are selected primarily from large companies in developed markets but may also include investments in emerging markets. Bonds, which may be issued by U.S. or foreign issuers and issued with fixed or floating interest rates, are primarily investment grade (i.e., assigned one of the four highest credit ratings by established rating agencies) and are chosen across the entire government, corporate, and mortgage-backed securities markets. Maturities generally reflect the adviser's outlook for interest rates. The fund may invest up to 40% of its total assets in foreign securities.

The adviser may decide to overweight or underweight a particular asset class based on its outlook for the economy and financial markets. Under normal conditions, the fund's allocation to the broad asset classes will be within the following ranges, each as a percentage of the fund's net assets: stocks (50-70%) and bonds and money markets (30-50%). When deciding upon allocations within these prescribed limits, the adviser may favor stocks when strong economic growth is expected and may favor fixed income securities if the economy is expected to slow sufficiently to hurt corporate profit growth. The adviser may adjust the fund's portfolio and overall risk profile by making tactical decisions to overweight or underweight particular asset classes or sectors based on its outlook for the global economy and securities markets. When selecting particular stocks, the adviser examines relative values and prospects among growth- and value-oriented stocks, domestic and international stocks, small- to large-cap stocks, and stocks of companies involved in activities related to commodities and other real assets. This process draws heavily upon the adviser's proprietary stock research expertise. While the fund maintains a diversified portfolio, its portfolio manager may, at any particular time, shift stock selection toward markets or market sectors that appear to offer attractive value and appreciation potential.

A similar security selection process applies to bonds. When deciding whether to adjust duration, credit risk exposure, or allocations among the various sectors (for example, high yield "junk" bonds, mortgage- and asset-backed securities, international bonds, and emerging markets bonds), the adviser weighs such factors as the outlook for inflation and the economy, corporate earnings, expected interest rate movements and currency valuations, and the yield advantage that lower-rated bonds may offer over investment-grade bonds.

Stocks of many well-established corporations offer the potential for appreciation and rising dividends. While smaller companies usually reinvest earnings in their own growth and therefore pay little or no dividends, they may offer the possibility of even greater appreciation if their businesses prosper. Historically, stocks have provided higher returns over time than bonds or money market securities and offer a way to invest for long-term growth of capital. Also, stocks have provided greater long-term protection against the erosion of purchasing power caused by inflation than bonds. The fund offers a way to try to balance the potential capital appreciation

of common stocks with the income and relative stability of bonds over the long term. While there is no guarantee, spreading investments across several types of assets could reduce the fund's overall volatility, since prices of stocks and bonds may respond differently to changes in economic conditions and interest rate levels. A rise in bond prices, for example, could help offset a fall in stock prices. Money market securities should have a stabilizing influence. In addition, the income provided by bonds and money market securities can contribute positively to total return by cushioning the impact of any price declines and enhancing price increases.

The potential advantages are extra diversification and enhanced returns. Since foreign stock and bond markets may move independently from U.S. securities markets, they could reduce the fund's price fluctuations while offering a way to participate in markets that may generate attractive returns. However, if U.S. and foreign markets move in the same direction, the positive or negative effect on the fund's share price could be magnified.

The fund may sell securities for a variety of reasons, including to effect a change in asset allocation, realize gains, limit losses, or redeploy assets into more promising opportunities.

The fund invests in the following types of securities or assets:

#### **Common and Preferred Stocks**

Stocks represent shares of ownership in a company. Generally, preferred stocks have a specified dividend rate and rank after bonds and before common stocks in their claim on income for dividend payments and on assets should the company be liquidated. After other claims are satisfied, common stockholders participate in company profits on a pro-rata basis and profits may be paid out in dividends or reinvested in the company to help it grow. Increases and decreases in earnings are usually reflected in a company's stock price, so common stocks generally have the greatest appreciation and depreciation potential of all corporate securities. Unlike common stock, preferred stock does not ordinarily carry voting rights. While most preferred stocks pay a dividend, the fund may decide to purchase preferred stock where the issuer has suspended, or is in danger of suspending, payment of its dividend.

#### **Foreign Securities**

Investments in foreign securities could include non-U.S. dollar-denominated securities traded outside the U.S. and U.S. dollar-denominated securities of foreign issuers traded in the U.S. The fund may purchase American Depositary Receipts and Global Depositary Receipts, which are certificates evidencing ownership of shares of a foreign issuer. American Depositary Receipts and Global Depositary Receipts trade on established markets and are alternatives to directly purchasing the underlying foreign securities in their local markets and currencies. Such investments are subject to many of the same risks associated with investing directly in foreign securities. For purposes of the fund's investment policies, investments in depositary receipts are deemed to be investments in the underlying securities. For example, a depositary receipt representing ownership of common stock will be treated as common stock.

#### **Bonds**

A bond is an interest-bearing security. The issuer has a contractual obligation to pay interest at a stated rate on specific dates and to repay principal (the bond's face value) on a specified date. An issuer may have the right to redeem or "call" a bond before maturity, and the investor may have to invest the proceeds at lower market rates. Bonds can be issued by U.S. and foreign governments, states, and municipalities, as well as a wide variety of companies.

A bond's annual interest income, set by its coupon rate, is usually fixed for the life of the bond. Its yield (income as a percent of current price) will fluctuate to reflect changes in interest rate levels. A bond's price usually rises when interest rates fall and vice versa, so its yield generally stays consistent with current market conditions.

Conventional fixed rate bonds offer a coupon rate for a fixed maturity with no adjustment for inflation. Real rate of return bonds also offer a fixed coupon but include ongoing inflation adjustments for the life of the bond.

Certain bonds have floating or variable interest rates that are adjusted periodically based on a particular index. These interest rate adjustments tend to minimize fluctuations in the bonds' principal values. The maturity of certain floating rate securities may be shortened under certain specified conditions.

Bonds, including asset- and mortgage-backed securities, may be secured (backed by specific collateral) or may be unsecured (backed only by the issuer's general creditworthiness).

#### **Mortgage-Backed Securities**

The fund may invest in a variety of mortgage-backed securities. Mortgage lenders pool individual home mortgages with similar characteristics to back a certificate or bond, which is sold to investors such as the fund. Interest and principal payments generated by

the underlying mortgages are passed through to the investors. The “big three” issuers are the Government National Mortgage Association, the Federal National Mortgage Association, and the Federal Home Loan Mortgage Corporation. Government National Mortgage Association certificates are backed by the full faith and credit of the U.S. government, while others, such as the Federal National Mortgage Association and Federal Home Loan Mortgage Corporation certificates, are only supported by the ability to borrow from the U.S. Treasury or by the credit of the agency. (The Federal National Mortgage Association and the Federal Home Loan Mortgage Corporation operate under conservatorship of the Federal Housing Finance Agency, an independent federal agency.) Private mortgage bankers and other institutions also issue mortgage-backed securities.

Mortgage-backed securities are subject to scheduled and unscheduled principal payments as homeowners pay down or prepay their mortgages. As these payments are received, they must be reinvested when interest rates may be higher or lower than on the original mortgage security. Therefore, these securities are not an effective means of locking in long-term interest rates. In addition, when interest rates fall, the rate of mortgage prepayments, including refinancings, tends to increase. Refinanced mortgages are paid off at face value or “par,” causing a loss for any investor who may have purchased the security at a price above par. In such an environment, this risk limits the potential price appreciation of these securities and can negatively affect the fund’s net asset value. When interest rates rise, the prices of mortgage-backed securities can be expected to decline. In addition, when interest rates rise and prepayments slow, the effective duration of mortgage-backed securities extends, resulting in increased price volatility. There is no limit on the portion of the fund’s fixed income investments in these securities.

Additional mortgage-backed securities in which the fund may invest include:

**Collateralized Mortgage Obligations** Collateralized mortgage obligations are debt instruments that are fully collateralized by a portfolio of mortgages or mortgage-backed securities including Government National Mortgage Association, Federal National Mortgage Association, Federal Home Loan Mortgage Corporation, and non-agency-backed mortgages. All interest and principal payments from the underlying mortgages are passed through to the collateralized mortgage obligations in such a way as to create different classes with varying risk characteristics, payment structures, and maturity dates. Collateralized mortgage obligation classes may pay fixed or variable rates of interest, and certain classes have priority over others with respect to the receipt of prepayments and allocation of defaults.

**Stripped Mortgage Securities** Stripped mortgage securities are created by separating the interest and principal payments generated by a pool of mortgage-backed securities or a collateralized mortgage obligation to create additional classes of securities. Generally, one class receives interest-only payments and another receives principal-only payments. Unlike other mortgage-backed securities and principal-only strips, the value of interest-only strips tends to move in the same direction as interest rates. The fund can use interest-only strips as a hedge against falling prepayment rates (when interest rates are rising) and/or in an unfavorable market environment. Principal-only strips can be used as a hedge against rising prepayment rates (when interest rates are falling) and/or in a favorable market environment. Interest-only strips and principal-only strips are acutely sensitive to interest rate changes and to the rate of principal prepayments.

A rapid or unexpected increase in prepayments can severely depress the price of interest-only strips, while a rapid or unexpected decrease in prepayments could have the same effect on principal-only strips. Of course, under the opposite conditions these securities may appreciate in value. These securities can be very volatile in price and may have lower overall liquidity than most other mortgage-backed securities. Certain non-stripped collateralized mortgage obligation classes may also exhibit these qualities, especially those that pay variable rates of interest that adjust inversely with, and more rapidly than, short-term interest rates. In addition, if interest rates rise rapidly and prepayment rates slow more than expected, certain collateralized mortgage obligation classes, in addition to losing value, can exhibit characteristics of long-term securities and become more volatile. There is no guarantee that the fund’s investments in collateralized mortgage obligations, interest-only strips, or principal-only strips will be successful, and the fund’s total return could be adversely affected as a result.

**Commercial Mortgage-Backed Securities** Commercial mortgage-backed securities are securities created from a pool of commercial mortgage loans, such as loans for hotels, shopping centers, office buildings, and apartment buildings. Interest and principal payments from the loans are passed on to the investor according to a schedule of payments. Credit quality depends primarily on the quality of the loans themselves and on the structure of the particular deal. Generally, deals are structured with senior and subordinate classes. The degree of subordination is determined by the rating agencies that rate the individual classes of the structure. Commercial mortgages are generally structured with prepayment penalties, which greatly reduce prepayment risk to the investor. However, the value of these securities may change because of actual or perceived changes in the creditworthiness of the individual borrowers, their tenants, the servicing agents, or the general state of commercial real estate. There is no limit on the portion of the fund’s fixed income investments in these securities.



### **Asset-Backed Securities**

An underlying pool of assets, such as credit card or automobile trade receivables or corporate loans or bonds, backs these bonds and provides the interest and principal payments to investors. On occasion, the pool of assets may also include a swap obligation, which is used to change the cash flows on the underlying assets. As an example, a swap may be used to allow floating rate assets to back a fixed rate obligation. Credit quality depends primarily on the quality of the underlying assets, the level of any credit support provided by the structure or by a third-party insurance wrap or a line of credit, and the credit quality of the swap counterparty, if any. The underlying assets (i.e., loans) are sometimes subject to prepayments, which can shorten the security's effective maturity and may lower its return. The value of these securities also may change because of actual or perceived changes in the creditworthiness of the individual borrowers, the originator, the servicing agent, the financial institution providing the credit support, or the swap counterparty. There is no limit on the portion of the fund's fixed income investments that may be invested in asset-backed securities.

### **Inflation-Linked Securities**

Inflation-linked securities are income-generating instruments whose interest and principal payments are adjusted for inflation—a sustained increase in prices of goods and services that erodes the purchasing power of money. Treasury Inflation Protected Securities are inflation-linked securities issued by the U.S. government. Inflation-linked bonds are also issued by corporations, U.S. government agencies, and foreign governments. The inflation adjustment, which is typically applied monthly to the principal of the bond, follows a designated inflation index, such as the Consumer Price Index. A fixed coupon rate is applied to the inflation-adjusted principal so that as inflation rises, both the principal value and the interest payments increase. This can provide investors with a hedge against inflation, as it helps preserve the purchasing power of your investment. Because of this inflation-adjustment feature, inflation protected bonds typically have lower yields than conventional fixed rate bonds.

Inflation protected bonds normally will decline in price when real interest rates rise. (A real interest rate is calculated by subtracting the inflation rate from a nominal interest rate. For example, if a 10-year Treasury note is yielding 5% and inflation expectations for the next 10 years are 2%, the real interest rate is 3%.) If inflation is negative, the principal and income of an inflation protected bond could decline and result in losses for the fund.

### **High Yield Bonds**

The price and yield of below investment-grade (high yield) bonds, including non-investment-grade emerging market bonds, can be expected to fluctuate more than the price and yield of higher-quality bonds. Because these bonds are rated below BBB (or an equivalent rating) or are in default, they are regarded as predominantly speculative with respect to the issuer's continuing ability to meet principal and interest payments. Successful investment in lower-medium and low-quality bonds involves greater investment risk and is highly dependent on T. Rowe Price's credit analysis. A real or perceived economic downturn or higher interest rates could cause a decline in high yield bond prices by lessening the ability of issuers to make principal and interest payments. These bonds are often thinly traded and can be more difficult to sell and value accurately than higher-quality bonds. Because objective pricing data may be less available, judgment may play a greater role in the valuation process. In addition, the entire high yield bond market can experience sudden and sharp price swings due to a variety of factors, including changes in economic forecasts, stock market activity, large or sustained sales by major investors, a high-profile default, or just a change in the market's psychology. This type of volatility is usually associated more with stocks than bonds, but "junk" bond investors should be prepared for it.

### **Principal Risks**

Consistent with the fund's objective(s), the portfolio manager uses various tools to try to reduce risks and increase total return, including:

- attempting to reduce the impact of a single holding on the fund's net asset value;
- thorough research of stocks, bonds, and other investments by our analysts to find the most favorable investment opportunities;
- gradual shifts in allocations to stocks, bonds, and other investments to take advantage of market opportunities and changing economic conditions; and
- adjusting the fund's duration to try to reduce the drop in its share price when interest rates rise or to benefit from a rise in bond prices when interest rates fall. (For example, when interest rates rise, the portfolio manager may seek to lower the fund's overall duration in an effort to reduce the adverse impact on the fund's share price.)

The fund's program of investing in stocks, bonds, and money market securities exposes it to a variety of risks.

The principal risks associated with the fund's principal investment strategies, which may be even greater in bad or uncertain market conditions, include the following:

**Stock investing** The fund's share price can fall because of weakness in the overall stock markets, a particular industry, or specific holdings. Stock markets as a whole can be volatile and decline for many reasons, such as adverse local, political, regulatory, or economic developments; changes in investor psychology; or heavy institutional selling at the same time by major institutional investors in the market. The prospects for an industry or company may deteriorate because of a variety of factors, including disappointing earnings or changes in the competitive environment. In addition, the adviser's assessment of companies whose stocks are held by the fund may prove incorrect, resulting in losses or poor performance, even in rising markets. In the event an issuer is liquidated or declares bankruptcy, the claims of owners of the issuer's bonds and preferred stock take precedence over the claims of those who own common stock.

**Fixed income markets** The market price of investments owned by the fund may go up or down, sometimes rapidly or unpredictably. The fund's investments may decline in value due to factors affecting the overall fixed income markets or particular industries or sectors. The value of a holding may decline due to developments related to a particular issuer, but also due to general fixed income market conditions, including real or perceived adverse economic developments, such as changes in interest rates, credit quality, inflation, or currency rates, or generally adverse investor sentiment. The value of a holding may also decline due to factors that negatively affect a particular industry, such as labor shortages, increased production costs, or competitive conditions. The fund may experience heavy redemptions that could cause it to liquidate its assets at inopportune times or at a loss or depressed value.

**Market conditions** The value of investments held by the fund may decline, sometimes rapidly or unpredictably, due to factors affecting certain issuers, particular industries or sectors, or the overall markets. Rapid or unexpected changes in market conditions could cause the fund to liquidate its holdings at inopportune times or at a loss or depressed value. The value of a particular holding may decrease due to developments related to that issuer but also due to general market conditions, including real or perceived economic developments, such as changes in interest rates, credit quality, inflation, or currency rates, or generally adverse investor sentiment. The value of a holding may also decline due to factors that negatively affect a particular industry or sector, such as labor shortages, increased production costs, or competitive conditions. In addition, local, regional, or global events such as war, military conflict, acts of terrorism, political and social unrest, regulatory changes, recessions, shifts in monetary or trade policies, natural or environmental disasters, and the spread of infectious diseases or other public health issues could have a significant negative impact on securities markets and the fund's investments. Any of these events may lead to unexpected suspensions or closures of securities exchanges; travel restrictions or quarantines; business disruptions and closures; inability to obtain raw materials, supplies and component parts; reduced or disrupted operations for the fund's service providers or issuers in which the fund invests; and an extended adverse impact on global market conditions. Government intervention in markets may impact interest rates, market volatility, and security pricing. The occurrence, reoccurrence, and uncertainty of widespread diseases and health crises could adversely affect the economies (including through changes in business activity and increased unemployment) and financial markets of specific countries or worldwide.

**Interest rates** The prices of bonds and other fixed income securities typically increase as interest rates fall, and prices typically decrease as interest rates rise (bond prices and interest rates usually move in opposite directions). Prices fall because the bonds and notes in the fund's portfolio become less attractive to other investors when securities with higher yields become available. Generally, securities with longer maturities or durations and funds with longer weighted average maturities or durations have greater interest rate risk. As a result, in a rising interest rate environment, the net asset value of a fund with a longer weighted average maturity or duration typically decreases at a faster rate than the net asset value of a fund with a shorter weighted average maturity or duration. Interest rates have recently been near historically low levels. Extremely low or negative interest rates may increase the fund's susceptibility to interest rate risk and reduce the fund's yield. In addition, recent and potential future changes in monetary policy made by central banks and/or governments are likely to affect the level of interest rates. The discontinuation and replacement of a benchmark rate such as LIBOR (an indicative measure of the average interest rate at which major global banks could borrow from one another) may have a significant impact on the financial markets and may adversely impact the fund's performance. As a result, rapid changes in interest rates may increase the fund's overall exposure to interest rate risk.

**Prepayments and extensions** A fund investing in mortgage-backed securities, certain asset-backed securities, and other debt instruments that have embedded call options can be negatively impacted when interest rates fall because borrowers tend to refinance and prepay principal. Receiving increasing prepayments in a falling interest rate environment causes the average maturity of the portfolio to shorten, reducing its potential for price gains. It also requires the fund to reinvest proceeds at lower interest rates, which reduces the fund's total return and yield, and could result in a loss if bond prices fall below the level that the fund paid for them. A rise in interest rates or lack of refinancing opportunities can cause the fund's average maturity to lengthen unexpectedly due to a drop in

expected prepayments of mortgage-backed securities, asset-backed securities, and callable debt instruments. This would increase the fund's sensitivity to rising rates and its potential for price declines.

**Credit quality** An issuer of a debt instrument held by the fund could default (fail to make scheduled interest or principal payments), potentially reducing the fund's income and share price. Credit risk is increased when portfolio holdings are downgraded or the perceived financial condition of an issuer deteriorates. Holdings with an investment-grade rating (AAA through BBB, or an equivalent rating) should have a relatively low risk of encountering financial problems and a relatively high probability of future payments. However, holdings rated BBB (or an equivalent rating) are more susceptible to adverse economic conditions than other investment-grade holdings and may have speculative characteristics. Holdings rated below investment grade should be regarded as speculative because their issuers may be more susceptible to financial setbacks and recession than more creditworthy issuers (commonly referred to as "junk").

**International investing** Investments outside the U.S. may lose value because of declining foreign currencies or adverse political or economic events overseas, among other things. Securities of non-U.S. issuers (including depositary receipts and other instruments that represent interests in a non-U.S. issuer) tend to be more volatile than U.S. securities and are subject to trading markets with lower overall liquidity, governmental interference, and regulatory and accounting standards and settlement practices that differ from the U.S. The fund could experience losses based solely on the weakness of foreign currencies in which the fund's holdings are denominated versus the U.S. dollar, and changes in the exchange rates between such currencies and the U.S. dollar. Risks can result from differing regulatory environments, less stringent investor protections, uncertain tax laws, and higher transaction costs compared with U.S. markets. Investments outside the U.S. could be subject to governmental actions such as capital or currency controls, nationalization of a company or industry, expropriation of assets, or imposition of high taxes.

A trading market may close for national holidays or without warning for extended time periods, preventing the fund from buying or selling securities in that market. Trading securities in which the fund invests may take place in various foreign markets on certain days when the fund is not open for business and does not calculate its net asset value. For example, the fund may invest in securities that trade in various foreign markets that are open on weekends. As the securities trade, their value may substantially change. As a result, the fund's net asset value may be significantly affected on days when shareholders cannot make transactions. In addition, market volatility may significantly limit the liquidity of securities of certain issuers in a particular country or geographic region, or of all companies in the country or region. The fund may be unable to liquidate its positions in such securities at any time, or at a favorable price, in order to meet the fund's obligations.

**Emerging markets** Investments in emerging markets are subject to the risk of abrupt and severe price declines. The economic and political structures of emerging market countries, in most cases, do not compare favorably with the U.S. or other developed countries in terms of wealth and stability, and their financial markets often lack liquidity. These economies are less developed, can be overly reliant on particular industries, and are more vulnerable to the ebb and flow of international trade, trade barriers, and other protectionist or retaliatory measures. Governments in many emerging market countries participate to a significant degree in their economies and securities markets. As a result, foreign investments may be restricted and subject to greater government control, including repatriation of sales proceeds. Emerging market securities exchanges are more likely to experience problems with the clearing and settling of trades, as well as the custody of holdings by local banks, agents, and depositories. In addition, the accounting standards in emerging market countries may be unreliable and could present an inaccurate picture of a company's finances. Some countries have histories of instability and upheaval that could cause their governments to act in a detrimental or hostile manner toward private enterprise or foreign investment. Investments in countries or regions that have recently begun moving away from central planning and state-owned industries toward free markets should be regarded as speculative.

While some countries have made progress in economic growth, liberalization, fiscal discipline, and political and social stability, there is no assurance these trends will continue. Significant risks, such as war and terrorism, currently affect some emerging market countries. The fund's performance will likely be hurt by exposure to nations in the midst of hyperinflation, currency devaluation, trade disagreements, sudden political upheaval, or interventionist government policies. The volatility of emerging markets may be heightened by the actions (such as significant buying or selling) of a few major investors. For example, substantial increases or decreases in cash flows of funds investing in these markets could significantly affect local securities prices and, therefore, could cause fund share prices to decline.

**Liquidity** The fund may not be able to meet requests to redeem shares issued by the fund without significant dilution of the remaining shareholders' interests in the fund. In addition, the fund may not be able to sell a holding in a timely manner at a desired price. Sectors of the bond market can experience sudden downturns in trading activity. During periods of reduced market liquidity, the spread between the price at which a security can be bought and the price at which it can be sold can widen, and the fund may not be able to

sell a holding readily at a price that reflects what the fund believes it should be worth. Securities with lower overall liquidity can also become more difficult to value. Liquidity risk may be the result of, among other things, the reduced number and capacity of traditional broker-dealers to make a market in fixed income securities or the lack of an active market. The potential for liquidity risk may be magnified by a rising interest rate environment or other circumstances where selling activity from fixed income investors may be higher than normal, potentially causing increased supply in the market.

**Sector exposure** At times, the fund may have a significant portion of its assets invested in securities of issuers conducting business in a related group of industries within the same economic sector. Issuers within the same economic sector may be similarly affected by specific market events impacting that sector. As a result, the fund is more susceptible to adverse developments affecting an economic sector in which the fund has significant investments and may perform poorly during a downturn in one or more of the industries within that economic sector.

**Active management** The investment adviser's judgments about the attractiveness, value, or potential appreciation of the fund's investments may prove to be incorrect. The fund could underperform other funds with a similar benchmark or similar investment program if the fund's investment selections or overall strategies fail to produce the intended results. Regulatory, tax, or other developments may affect the investment strategies available to a portfolio manager, which could adversely affect the ability to implement the fund's overall investment program and achieve the fund's investment objective(s).

**Cybersecurity breaches** The fund may be subject to operational and information security risks resulting from breaches in cybersecurity. Cybersecurity breaches may involve deliberate attacks and unauthorized access to the digital information systems (for example, through "hacking" or malicious software coding) used by the fund or its third-party service providers but may also result from outside attacks such as denial-of-service attacks, which are efforts to make network services unavailable to intended users. These breaches may, among other things, result in financial losses to the fund and its shareholders, cause the fund to lose proprietary information, disrupt business operations, or result in the unauthorized release of confidential information. Further, cybersecurity breaches involving the fund's third-party service providers, financial intermediaries, trading counterparties, or issuers in which the fund invests could subject the fund to many of the same risks associated with direct breaches.

#### **Additional Investment Management Practices**

The SAI contains more detailed information about the fund and its investments, operations, and expenses. The fund's investments may be subject to further restrictions and risks described in the SAI.

#### **Investments in Other Investment Companies**

The fund may invest in other investment companies, including open-end funds, closed-end funds, and exchange-traded funds, subject to any applicable limitations under the Investment Company Act of 1940.

The fund may purchase the securities of another investment company to temporarily gain exposure to a portion of the market while awaiting the purchase of securities or as an efficient means of gaining exposure to a particular asset class. The fund might also purchase shares of another investment company, including shares of other T. Rowe Price Funds, to gain exposure to the securities in the investment company's portfolio at times when the fund may not be able to buy those securities directly, or as a means of gaining efficient and cost-effective exposure to certain asset classes. Any investment in another investment company would be consistent with the fund's objective(s) and investment program.

The risks of owning another investment company are generally similar to the risks of investing directly in the securities in which that investment company invests. However, an investment company may not achieve its investment objective or execute its investment strategy effectively, which may adversely affect the fund's performance. In addition, because closed-end funds and exchange-traded funds trade on a secondary market, their shares may trade at a premium or discount to the actual net asset value of their portfolio securities, and their shares may have greater volatility if an active trading market does not exist.

As a shareholder of another investment company, the fund must pay its pro-rata share of that investment company's fees and expenses. If the fund invests in another T. Rowe Price Fund, the management fee paid by the fund will be reduced to ensure that the fund does not incur duplicate management fees as a result of its investment.

Investments in other investment companies could allow the fund to obtain the benefits of a more diversified portfolio than might otherwise be available through direct investments in a particular asset class and will subject the fund to the risks associated with the particular asset class or asset classes in which an underlying fund invests. Examples of asset classes in which other investment companies (including T. Rowe Price Funds) focus their investments include high yield bonds, inflation-linked securities, floating rate loans, international bonds, emerging market bonds, stocks of companies involved in activities related to real assets, stocks of companies that focus on a particular industry or sector, and emerging market stocks.

**Illiquid Investments**

Some of the fund's holdings may be considered illiquid because they are subject to legal or contractual restrictions on resale or because they cannot reasonably be expected to be sold or disposed of in current market conditions in seven calendar days or less without the sale or disposition significantly changing the market value of the investment. The determination of liquidity involves a variety of factors. Illiquid investments may include private placements that are sold directly to a small number of investors, usually institutions. Unlike public offerings, such securities are not registered with the SEC. Although certain of these securities may be readily sold (for example, pursuant to Rule 144A under the Securities Act of 1933) and therefore deemed liquid, others may have resale restrictions and be considered illiquid. The sale of illiquid investments may involve substantial delays and additional costs, and the fund may only be able to sell such investments at prices substantially lower than what it believes they are worth. In addition, the fund's investments in illiquid investments may reduce the returns of the fund because it may be unable to sell such investments at an advantageous time, which could prevent the fund from taking advantage of other investment opportunities.

**Temporary Defensive Position**

In order to respond to adverse market, economic, or political conditions, or to provide flexibility in meeting redemptions, paying expenses, managing cash flows into the fund, and responding to periods of unusual market volatility, the fund may assume a temporary defensive position that is inconsistent with its principal investment objective(s) and/or strategies.

**Reserve Position**

A certain portion of the fund's assets may be held in reserves. The fund's reserve positions will typically consist of: (1) shares of a T. Rowe Price internal money market fund or short-term bond fund (which do not charge any management fees and are not available for public purchase); (2) short-term, high-quality U.S. and non-U.S. dollar-denominated money market securities, including repurchase agreements; and (3) U.S. dollar or non-U.S. dollar currencies. If the fund has significant holdings in reserves, it could compromise its ability to achieve its objective(s). Non-U.S. dollar reserves are subject to currency risk.

**Borrowing Money and Transferring Assets**

The fund may borrow from banks, other persons, and other T. Rowe Price Funds for temporary or emergency purposes, to facilitate redemption requests, or for other purposes consistent with the fund's policies as set forth in this prospectus and the SAI. Such borrowings may be collateralized with the fund's assets, subject to certain restrictions.

Borrowings may not exceed 33⅓% of the fund's total assets. This limitation includes any borrowings for temporary or emergency purposes, applies at the time of the transaction, and continues to the extent required by the Investment Company Act of 1940.

**Meeting Redemption Requests**

We expect that the fund will hold cash or cash equivalents to meet redemption requests. The fund may also use the proceeds from the sale of portfolio securities to meet redemption requests if consistent with the management of the fund. These redemption methods will be used regularly and may also be used in deteriorating or stressed market conditions. The fund reserves the right to pay redemption proceeds with securities from the fund's portfolio rather than in cash (redemptions in-kind), as described under "Large Redemptions." Redemptions in-kind are typically used to meet redemption requests that represent a large percentage of the fund's net assets in order to minimize the effect of large redemptions on the fund and its remaining shareholders. In general, any redemptions in-kind will represent a pro-rata distribution of the fund's securities, subject to certain limited exceptions. Redemptions in-kind may be used regularly in circumstances as described above (generally if the shareholder is able to accept securities in-kind) and may also be used in stressed market conditions.

The fund, along with other T. Rowe Price Funds, is a party to an interfund lending exemptive order received from the SEC that permits the T. Rowe Price Funds to borrow money from and/or lend money to other T. Rowe Price Funds to help the funds meet short-term redemptions and liquidity needs.

During periods of deteriorating or stressed market conditions, when an increased portion of the fund's portfolio may be composed of holdings with reduced liquidity or lengthy settlement periods, or during extraordinary or emergency circumstances, the fund may be more likely to pay redemption proceeds with cash obtained through interfund lending or short-term borrowing arrangements (if available) or by redeeming a large redemption request in-kind.

**Lending of Portfolio Securities**

The fund may lend its securities to broker-dealers, other institutions, or other persons to earn additional income. Risks include the potential insolvency of the broker-dealer or other borrower that could result in delays in recovering securities and capital losses. Additionally, losses could result from the reinvestment of collateral received on loaned securities in investments that decline in value,

default, or do not perform as well as expected. Cash collateral from securities lending is invested in a T. Rowe Price short-term bond or money market fund.

---

**PORTFOLIO TURNOVER**

---

Turnover is an indication of frequency of trading. Each time the fund purchases or sells a security, it incurs a cost. This cost is reflected in the fund's net asset value but not in its operating expenses. The higher the turnover rate, the higher the transaction costs and the greater the impact on the fund's total return. Higher turnover can also increase the possibility of taxable capital gain distributions. The fund's portfolio turnover rates are shown in the Financial Highlights table.

---

**FINANCIAL HIGHLIGHTS**

---

The Financial Highlights table, which provides information about the fund's financial history, is based on a single share outstanding throughout the periods shown. The table is part of the fund's financial statements, which are included in its annual report and are incorporated by reference into the SAI (available upon request). The financial statements in the annual report were audited by the fund's independent registered public accounting firm, PricewaterhouseCoopers LLP.

**FINANCIAL HIGHLIGHTS**

For a share outstanding throughout each period

|   | Year<br>Ended<br>12/31/21 | 12/31/20 | 12/31/19 | 12/31/18 | 12/31/17 |
|---|---------------------------|----------|----------|----------|----------|
| <b>NET ASSET VALUE</b>                    |                           |          |          |          |          |
| Beginning of period                       | \$ 22.92                  | \$ 20.96 | \$ 18.31 | \$ 21.09 | \$ 19.17 |
| Investment activities                     |                           |          |          |          |          |
| Net investment income <sup>(1)(2)</sup>   | 0.24                      | 0.28     | 0.38     | 0.39     | 0.30     |
| Net realized and unrealized gain/<br>loss | 2.02                      | 2.72     | 3.22     | (1.44)   | 3.02     |
| Total from investment activities          | 2.26                      | 3.00     | 3.60     | (1.05)   | 3.32     |
| Distributions                             |                           |          |          |          |          |
| Net investment income                     | (0.24)                    | (0.29)   | (0.40)   | (0.38)   | (0.32)   |
| Net realized gain                         | (2.31)                    | (0.75)   | (0.55)   | (1.35)   | (1.08)   |
| Total distributions                       | (2.55)                    | (1.04)   | (0.95)   | (1.73)   | (1.40)   |
| <b>NET ASSET VALUE</b>                    |                           |          |          |          |          |
| End of period                             | \$ 22.63                  | \$ 22.92 | \$ 20.96 | \$ 18.31 | \$ 21.09 |

**Ratios/Supplemental Data**

|   |               |               |               |                |               |
|---|---------------|---------------|---------------|----------------|---------------|
| <b>Total return<sup>(2)(3)</sup></b>  | <b>10.06%</b> | <b>14.54%</b> | <b>19.80%</b> | <b>(5.08)%</b> | <b>17.41%</b> |
| Ratios to average net assets: <sup>(2)</sup>                                  |               |               |               |                |               |
| Gross expenses before waivers/<br>payments by Price Associates <sup>(4)</sup> | 0.90%         | 0.90%         | 0.90%         | 0.88%          | 0.90%         |
| Net expenses after waivers/<br>payments by Price Associates                   | 0.71%         | 0.72%         | 0.72%         | 0.76%          | 0.78%         |
| Net investment income   | 1.00%         | 1.32%         | 1.88%         | 1.84%          | 1.43%         |
| Portfolio turnover rate   | 82.3%         | 65.5%         | 91.2%         | 77.0%          | 61.8%         |
| Net assets, end of period (in thousands)                                      | \$ 209,296    | \$ 200,870    | \$ 184,645    | \$ 166,744     | \$ 184,401    |

<sup>(1)</sup> Per share amounts calculated using average shares outstanding method.<sup>(2)</sup> Includes the impact of expense-related arrangements with Price Associates.<sup>(3)</sup> Total return reflects the rate that an investor would have earned on an investment in the fund during each period, assuming reinvestment of all distributions, and payment of no redemption or account fees, if applicable.<sup>(4)</sup> Prior to 12/31/19, the gross expense ratios presented are net of a management fee waiver in effect during the period, as applicable.**DISCLOSURE OF FUND PORTFOLIO INFORMATION**

Most T. Rowe Price Funds disclose their calendar quarter-end portfolio holdings on **troweprice.com** 15 calendar days after each quarter. At the discretion of the investment adviser, these holdings reports may exclude the issuer name and other information relating to a holding in order to protect the fund's interests and to prevent harm to the fund or its shareholders. In addition, most T. Rowe Price Funds disclose their 10 largest holdings, along with the percentage of the relevant fund's total assets that each of the 10 holdings represents, on **troweprice.com** on the seventh business day after each month-end. These holdings are listed in numerical order based on such percentages of the fund's assets. A description of T. Rowe Price's policies and procedures with respect to the disclosure of portfolio information is available in the SAI.

The following policies and procedures generally apply to the T. Rowe Price Variable Insurance Portfolios, which are T. Rowe Price mutual funds specifically designed to be made available through variable annuity or variable life insurance contracts. For instructions on how to purchase and redeem shares of the funds, you should refer to your insurance contract prospectus.

---

**INVESTING IN T. ROWE PRICE VARIABLE INSURANCE PORTFOLIOS**

---

Shares of the Variable Insurance Portfolios are designed to be offered to insurance company separate accounts established for the purpose of funding variable annuity and variable life insurance contracts. The variable annuity and variable life insurance contracts holders or participants are not the shareholders of the funds. Rather, the separate account of the insurance company is the shareholder. The variable annuity and variable life insurance contracts are described in separate prospectuses issued by the insurance companies. The funds assume no responsibility for any insurance company prospectuses or variable annuity or variable life insurance contracts.

Some of the Variable Insurance Portfolios are available only in a single share class, while some of the Variable Insurance Portfolios are also available in a II Class. Shares of the funds are sold and redeemed without the imposition of any sales charges, commissions, or redemption fees, although shares of the II Class are subject to a 12b-1 fee at a rate of up to 0.25% of the class' average daily net assets. In addition, certain other charges may apply to variable annuity or variable life contracts. Those charges are disclosed in the insurance contract prospectus.

Your ability to exchange from these funds into any other T. Rowe Price Fund that serves as an investment option under your insurance contract is governed by the terms of that contract and the insurance contract prospectus, as well as the funds' excessive and short-term trading policy described later in this section.

---

**DISTRIBUTION AND SHAREHOLDER SERVICING FEES**

---

Each II Class has adopted a 12b-1 plan to pay certain expenses associated with the distribution of the fund's shares out of the fund's assets. Under such 12b-1 plan, the II Class may make payments at a rate of up to 0.25% of the class' average daily net assets to various insurance companies, their agents, and contract distributors for distribution and servicing of fund shares. These payments may be more or less than the costs incurred by the insurance companies, their agents, and contract distributors for distribution and servicing of fund shares. Because the fees are paid from the II Class net assets on an ongoing basis, they will increase the cost of your investment and, over time, could result in your paying more than with other types of sales charges.

In addition, from time to time, T. Rowe Price may make payments from its own resources to eligible insurance companies for recordkeeping and administrative services they provide to a fund for contract holders. These payments may range from 0.15% to 0.25% of the average annual total assets invested by the separate accounts of the insurance company in the fund. All payments described specifically by this paragraph are paid by T. Rowe Price and are not paid directly from the Variable Insurance Portfolios' assets.

---

**PRICING OF SHARES AND TRANSACTIONS**

---

**How and When Shares Are Priced**

The trade date for your transaction request generally depends on the day and time that your insurance company or T. Rowe Price receives your request and will normally be executed using the next share price calculated after your order is received in correct form by your insurance company or T. Rowe Price or its agent. The share price, also called the net asset value, for each share class of a fund is calculated at the close of trading on the New York Stock Exchange (NYSE), which is normally 4 p.m. ET, on each day that the NYSE is open for business. Net asset values are not calculated for the funds on days when the NYSE is scheduled to be closed for trading (for example, weekends and certain U.S. national holidays). If the NYSE is unexpectedly closed due to weather or other extenuating circumstances on a day it would typically be open for business, or if the NYSE has an unscheduled early closing on a day it has opened



for business, the funds reserve the right to treat such day as a business day and accept purchase and redemption orders and calculate their share price as of the normally scheduled close of regular trading on the NYSE for that day.

To calculate the net asset value, the fund's assets are valued and totaled; liabilities are subtracted; and each class' proportionate share of the balance, called net assets, is divided by the number of shares outstanding of that class. Market values are used to price portfolio holdings for which market quotations are readily available. Market values generally reflect the prices at which securities actually trade or represent prices that have been adjusted based on evaluations and information provided by the fund's pricing services. Investments in other mutual funds are valued at the closing net asset value per share of the mutual fund on the day of valuation. If a market value for a portfolio holding is not available or normal valuation procedures are deemed to be inappropriate, the fund will make a good faith effort to assign a fair value to the holding by taking into account various factors and methodologies that have been approved by the fund's Board. This value may differ from the value the fund receives upon sale of the securities.

Amortized cost is used to price securities held by money market funds and certain short-term debt securities held by other funds. The Government Money Portfolio, which seeks to maintain a stable net asset value of \$1.00, uses the amortized cost method of valuation to calculate its net asset value. Amortized cost allows money market funds to value a holding at the fund's acquisition cost with adjustments for any premiums or discounts, and then round the net asset value per share to the nearest whole cent. The amortized cost method of valuation enables money market funds to maintain a \$1.00 net asset value, but it may also result in periods during which the stated value of a security held by the funds differs from the market-based price the funds would receive if they sold that holding. The current market-based net asset value per share for each business day in the preceding six months is available for the Government Money Portfolio through **troweprice.com**. These market-based net asset values are for informational purposes only and are not used to price transactions.

The funds use various pricing services to provide closing market prices, as well as information used to adjust those prices and to value most fixed income securities. A fund cannot predict how often it will use closing prices or how often it will adjust those prices. As a means of evaluating its fair value process, the fund routinely compares closing market prices, the next day's opening prices in the same markets, and adjusted prices.

Non-U.S. equity securities are valued on the basis of their most recent closing market prices at 4 p.m. ET, except under the following circumstances. Most foreign markets close before 4 p.m. ET. For example, the most recent closing prices for securities traded in certain Asian markets may be as much as 15 hours old at 4 p.m. ET. If a fund determines that developments between the close of a foreign market and the close of the NYSE will, in its judgment, affect the value of some or all of the fund's securities, the fund will adjust the previous closing prices to reflect what it believes to be the fair value of the securities as of 4 p.m. ET. In deciding whether to make these adjustments, the fund reviews a variety of factors, including developments in foreign markets, the performance of U.S. securities markets, and the performance of instruments trading in U.S. markets that represent foreign securities and baskets of foreign securities.

A fund may also fair value certain securities or a group of securities in other situations—for example, when a particular foreign market is closed but the fund is open. For a fund that has investments in securities that are primarily listed on foreign exchanges that trade on weekends or other days when the fund does not price its shares, the fund's net asset value may change on days when shareholders will not be able to purchase or redeem the fund's shares. If an event occurs that affects the value of a security after the close of the market, such as a default of a commercial paper issuer or a significant move in short-term interest rates, a fund may make a price adjustment depending on the nature and significance of the event. The funds also evaluate a variety of factors when assigning fair values to private placements and other restricted securities. Other mutual funds may adjust the prices of their securities by different amounts or assign different fair values than the fair value that the fund assigns to the same security.

### **How the Trade Date Is Determined**

The insurance companies purchase shares of the fund for their separate accounts, using premiums allocated by the contract holders or participants. Shares are purchased at the net asset value next determined after the insurance company receives the premium payment in correct form. Initial and subsequent payments allocated to the fund are subject to the limits stated in the insurance contract prospectus issued by the insurance company.

The insurance companies redeem shares of the fund to make benefit or surrender payments under the terms of their contracts. Redemptions are processed on any day on which the NYSE is open and are priced at the fund's net asset value next determined after the insurance company receives a surrender request in acceptable form.

The funds have authorized certain insurance companies, financial intermediaries, or their designees to accept orders to buy or sell fund shares on their behalf. Generally, when insurance companies receive an order in correct form, the order is considered as being

placed with the fund and shares will be bought or sold at the net asset value next calculated after the order is received by the insurance company. The insurance company or financial intermediary must transmit the order to T. Rowe Price or its agent and pay for such shares in accordance with the agreement with T. Rowe Price, or the order may be canceled and the insurance company or financial intermediary could be held liable for the losses. If the fund does not have such an agreement in place with your insurance company or financial intermediary, T. Rowe Price or its agent must receive the request in correct form from your insurance company or financial intermediary by the close of the NYSE in order for your transaction to be priced at that business day's net asset value.

*Note:* The time at which transactions and shares are priced and the time until which orders are accepted may be changed in case of an emergency or if the NYSE closes at a time other than 4 p.m. ET. The funds reserve the right to not treat an unscheduled intraday disruption or closure in NYSE trading as a closure of the NYSE and still accept transactions and calculate their net asset value as of 4 p.m. ET.

---

## GENERAL POLICIES RELATING TO TRANSACTIONS

---

### Purchasing Shares

All initial and subsequent investments by insurance companies or financial intermediaries are typically made by bank wire or electronic payment. There is no assurance that the share price for the purchase will be the same day the wire or electronic payment was initiated. The Variable Insurance Portfolios do not require a particular minimum amount for initial or subsequent purchases. However, you should check with your insurance company to determine if a minimum applies to your investment. Purchases by financial intermediaries are typically initiated through the National Securities Clearing Corporation or by calling Client Account Management.

When authorized by the fund, certain financial institutions purchasing fund shares on behalf of customers through T. Rowe Price Client Account Management may place a purchase order unaccompanied by payment. Payment for these shares must be received by the time designated by the fund (not to exceed the period established for settlement under applicable regulations). If payment is not received by this time, the order may be canceled. The financial institution is responsible for any costs or losses incurred by the fund or T. Rowe Price if payment is delayed or not received.

**U.S. Dollars** All purchases must be paid for in U.S. dollars.

**Nonpayment** Purchases may be canceled for any orders that are not paid in full. The purchaser may be responsible for any losses or expenses incurred by the fund or its transfer agent, and the fund can redeem shares as reimbursement. The funds and their agents have the right to reject or cancel any purchase due to nonpayment.

### Redeeming Shares

Unless otherwise indicated, redemption proceeds will be sent via bank wire to the insurance company's or financial intermediary's designated bank. Redemptions are typically initiated through the National Securities Clearing Corporation or by calling Client Account Management. Normally, the fund transmits proceeds to insurance companies and financial intermediaries for redemption orders received in correct form on either the next business day or second business day after receipt of the order, depending on the arrangement with the insurance company or financial intermediary. You may want to contact your insurance company about procedures for receiving your redemption proceeds under your insurance contract.

Please note that certain purchase and redemption requests initiated through the National Securities Clearing Corporation may be rejected, and in such instances, the transaction must be placed by contacting Client Account Management.

**Large Redemptions** Large redemptions can adversely affect a portfolio manager's ability to implement a fund's investment strategy by causing the premature sale of securities that would otherwise be held longer. Therefore, the fund reserves the right (without prior notice) to redeem in-kind. In general, any redemptions in-kind will represent a pro-rata distribution of a fund's securities, subject to certain limited exceptions. The redeeming shareholder or account will be responsible for disposing of the securities, and the shareholder or account will be subject to the risks that the value of the securities could decline prior to their sale, the securities could be difficult to sell, and brokerage fees could be incurred. If a shareholder or account owner continues to hold the securities, he or she may be subject to any ownership restrictions imposed by the issuers. For example, real estate investment trusts often impose ownership restrictions on their equity securities.

**Delays in Sending Redemption Proceeds** The Variable Insurance Portfolios typically expect that redemption requests will be paid out to redeeming shareholders by the business day following the receipt of a redemption request that is in correct form. Proceeds sent by wire are typically credited to the insurance company's or financial intermediary's designated bank the next business day after the redemption. However, under certain circumstances, and when deemed to be in a fund's best interests, proceeds may not be sent for up to seven calendar days after receipt of a valid redemption order (for example, during periods of deteriorating or stressed market conditions or during extraordinary or emergency circumstances). In addition, under certain limited circumstances, the Board of Directors of a money market fund may elect to permanently suspend redemptions in order to facilitate an orderly liquidation of the money market fund (subject to any additional liquidation requirements).

### **Excessive and Short-Term Trading Policy**

Excessive transactions and short-term trading can be harmful to fund shareholders in various ways, such as disrupting a fund's portfolio management strategies, increasing a fund's trading and other costs, and negatively affecting its performance. Short-term traders in funds that invest in foreign securities may seek to take advantage of developments overseas that could lead to an anticipated difference between the price of the funds' shares and price movements in foreign markets. While there is no assurance that T. Rowe Price can prevent all excessive and short-term trading, the Boards of the T. Rowe Price Funds have adopted the following trading limits that are designed to deter such activity and protect the funds' shareholders. The funds may revise their trading limits and procedures at any time as the Boards deem necessary or appropriate to better detect short-term trading that may adversely affect the funds, to comply with applicable regulatory requirements, or to impose additional or alternative restrictions. The excessive and short-term trading policy for the T. Rowe Price Funds applies to contract holders notwithstanding any provisions in your insurance contract.

Subject to certain exceptions, each T. Rowe Price Fund restricts a shareholder's purchases (including through exchanges) into a fund account for a period of 30 calendar days after the shareholder has redeemed or exchanged out of that same fund account (the "30-Day Purchase Block"). The calendar day after the date of redemption is considered Day 1 for purposes of computing the period before another purchase may be made.

**General Exceptions** As of the date of this prospectus, the following types of transactions generally are not subject to the 30-Day Purchase Block (certain of these exceptions are not applicable to Variable Insurance Portfolios):

- Shares purchased or redeemed in money market funds and ultra short-term bond funds;
- Shares purchased or redeemed through a systematic purchase or withdrawal plan;
- Checkwriting redemptions from bond funds and money market funds;
- Shares purchased through the reinvestment of dividends or capital gain distributions;
- Shares redeemed automatically by a fund to pay fund fees or shareholder account fees;
- Transfers and changes of account registration within the same fund;
- Shares purchased by asset transfer or direct rollover;
- Shares purchased or redeemed through IRA conversions and recharacterizations;
- Shares redeemed to return an excess contribution from a retirement account;
- Transactions in Section 529 college savings plans;
- Certain transactions in defined benefit and nonqualified plans, subject to prior approval by T. Rowe Price;
- Shares converted from one share class to another share class in the same fund;
- Shares of T. Rowe Price Funds that are purchased by another T. Rowe Price Fund, including shares purchased by T. Rowe Price fund-of-funds products, and shares purchased by discretionary accounts managed by T. Rowe Price or one of its affiliates (please note that shareholders of the investing T. Rowe Price Fund are still subject to the policy);
- Transactions initiated by the trustee or adviser to a donor-advised charitable gift fund as approved by T. Rowe Price; and
- Transactions having a value of \$5,000 or less (insurance companies and financial intermediaries may apply the excessive and short-term trading policy to transactions of any amount).

Transactions in certain rebalancing, asset allocation, wrap, and other advisory programs, as well as non-T. Rowe Price fund-of-funds products, may also be exempt from the 30-Day Purchase Block, subject to prior written approval by T. Rowe Price.

In addition to restricting transactions in accordance with the 30-Day Purchase Block, T. Rowe Price may, in its discretion, reject (or instruct a financial intermediary or insurance company to reject) any purchase or exchange into a fund from a person (which includes individuals and entities) whose trading activity could disrupt the management of the fund or dilute the value of the fund's shares, including trading by persons acting collectively (for example, following the advice of a newsletter). Such persons may be barred, without prior notice, from further purchases of T. Rowe Price Funds for a period longer than 30 calendar days, or permanently.

**Omnibus Accounts** Financial intermediaries and insurance companies may maintain their underlying accounts directly with the fund, although they often establish an omnibus account (one account with the fund that represents multiple underlying shareholder accounts or underlying contract holder accounts) in the fund on behalf of their customers. When insurance companies establish omnibus accounts in the T. Rowe Price Funds, T. Rowe Price is not able to monitor the trading activity by underlying contract holders. However, T. Rowe Price monitors aggregate trading activity at the insurance company (omnibus account) level in an attempt to identify activity that indicates potential excessive or short-term trading. If it detects suspicious trading activity, T. Rowe Price will contact the insurance company and may request personal identifying information and transaction histories for some or all of the underlying contract holders. If T. Rowe Price believes that excessive or short-term trading has occurred and there is no exception for such trades under the funds' Excessive and Short-Term Trading Policy previously described, it will instruct the insurance company to impose restrictions to discourage such practices and take appropriate action with respect to the underlying contract holder, including restricting purchases for 30 calendar days or longer. There is no assurance that T. Rowe Price will be able to properly enforce its excessive and short-term trading policy for omnibus accounts. Because T. Rowe Price generally relies on financial intermediaries and insurance companies to provide information and impose restrictions for omnibus accounts, its ability to monitor and deter excessive trading will be dependent upon the financial intermediaries' and insurance companies' timely performance of their responsibilities.

T. Rowe Price may allow a financial intermediary or insurance company to maintain restrictions on trading in the T. Rowe Price Funds that differ from the 30-Day Purchase Block. An alternative excessive and short-term trading policy would be acceptable to T. Rowe Price if it believes that the policy would provide sufficient protection to the T. Rowe Price Funds and their shareholders that is consistent with the Excessive and Short-Term Trading Policy adopted by the funds' Boards.

The terms of your insurance contract may further restrict your ability to trade between investment options available under your contract. You should carefully review your insurance contract or consult with your insurance company directly to determine the trading policy, as well as any rules or conditions on transactions that will apply to your trades in the T. Rowe Price Funds and any other investment options available under your contract.

There is no guarantee that T. Rowe Price will be able to identify or prevent all excessive or short-term trades or trading practices.

#### **Responsibility for Unauthorized Transactions**

T. Rowe Price and its agents use procedures reasonably designed to confirm that telephone, electronic, and other instructions are genuine. These procedures include recording telephone calls, requiring personalized security codes or certain identifying information for inquiries and requests, and requiring Medallion signature guarantees for certain transactions and account changes. If T. Rowe Price and its agents follow these procedures, they are not responsible for any losses that may occur due to unauthorized instructions. In addition, you should verify the accuracy of transactions immediately after you receive confirmation of them and notify T. Rowe Price of any inaccuracies.

#### **Fund Operations and Shareholder Services**

T. Rowe Price and The Bank of New York Mellon, subject to the oversight of T. Rowe Price, each provide certain accounting services to the T. Rowe Price Funds. T. Rowe Price Services, Inc., acts as the transfer agent and dividend disbursing agent and provides shareholder and administrative services to the funds. These companies receive compensation from the funds for their services. These fees are included in a fund's financial statements.

---

### **INFORMATION ON DISTRIBUTIONS AND TAXES**

---

Each fund intends to qualify to be treated each year as a regulated investment company under Subchapter M of the Internal Revenue Code of 1986, as amended (Code). In order to qualify, a fund must satisfy certain income, diversification, and distribution requirements. A regulated investment company is not subject to U.S. federal income tax at the portfolio level on income and gains from investments that are distributed to shareholders. However, if a fund were to fail to qualify as a regulated investment company, and was ineligible to or otherwise did not cure such failure, the result would be fund-level taxation and, consequently, a reduction in income available for distribution to the fund's shareholders.

For a discussion of the tax status of your variable annuity contract, please refer to the insurance contract prospectus. Any tax forms applicable to your investment will be provided to you by your insurance company.

The policy of the funds is to distribute, to the extent possible, all net investment income and realized capital gains to their shareholders, which are the various insurance companies that have established separate accounts in connection with their issuance of

variable annuity and variable life insurance contracts. Any dividends from net investment income are declared daily and paid monthly for the Limited-Term Bond and Government Money Portfolios; declared and paid quarterly for the Equity Income, Equity Index 500, and Moderate Allocation Portfolios; and declared and paid annually for all other Variable Insurance Portfolios. Shares of the Limited-Term Bond and Government Money Portfolios will normally earn dividends through the date of redemption. The funds do not pay dividends in fractional cents. Any dividend amount earned for a particular day on all shares held that is one-half of one cent or greater (for example, \$0.016) will be rounded up to the next whole cent (\$0.02), and any amount that is less than one-half of one cent (for example, \$0.014) will be rounded down to the nearest whole cent (\$0.01). Please note that if the dividend payable on all shares held is less than one-half of one cent for a particular day, no dividend will be earned for that day.

If a fund has net capital gains for the year (after subtracting any capital losses), they are usually declared and paid in December. If a second distribution is necessary, it is generally paid the following year.

All fund distributions made to a separate account will be reinvested automatically in additional fund shares, unless a shareholder (separate account) elects to receive distributions in cash. Under current law, dividends and distributions made by the fund to separate accounts are generally not taxable to the separate accounts, the insurance company, or the contract holder, provided that the separate account meets the diversification requirements of Code Section 817(h) and other tax-related requirements are satisfied. Each of the Variable Insurance Funds intends to diversify its investments in the manner required under Code Section 817(h).

---

## **RIGHTS RESERVED BY THE FUNDS**

---

T. Rowe Price Funds and their agents, in their sole discretion, reserve the following rights: (1) to waive or lower investment minimums; (2) to accept initial purchases by telephone; (3) to refuse any purchase or exchange order; (4) to cancel or rescind any purchase or exchange order placed through a financial intermediary no later than the business day after the order is received by the financial intermediary (including, but not limited to, orders deemed to result in excessive trading, market timing, or 5% ownership); (5) to cease offering fund shares at any time to all or certain groups of investors; (6) to freeze any account and suspend account services when notice has been received of a dispute regarding the ownership of the account, or a legal claim against an account, upon initial notification to T. Rowe Price of a shareholder's death until T. Rowe Price receives required documentation in correct form, or if there is reason to believe a fraudulent transaction may occur; (7) to otherwise modify the conditions of purchase and modify or terminate any services at any time; (8) to waive any wire fees charged to a group of shareholders; (9) to act on instructions reasonably believed to be genuine; (10) to involuntarily redeem an account at the net asset value calculated the day the account is redeemed when permitted by law, including in cases of threatening conduct, suspected fraudulent or illegal activity, or if the fund or its agent is unable, through its procedures, to verify the identity of the person(s) or entity opening an account; and (11) for the money market funds, to suspend redemptions to facilitate an orderly liquidation.

In an effort to protect T. Rowe Price Funds from the possible adverse effects of a substantial redemption in a large account, as a matter of general policy, no contract holder or participant or group of contract holders or participants controlled by the same person or group of persons will knowingly be permitted to purchase in excess of 5% of the outstanding shares of the fund, except upon approval by the fund's management.

A Statement of Additional Information for the T. Rowe Price family of funds, which includes additional information about the funds, has been filed with the SEC and is incorporated by reference into this prospectus. Further information about fund investments, including a review of market conditions and the manager's recent investment strategies and their impact on performance during the past fiscal year, is available in the annual and semiannual shareholder reports. To obtain free copies of any of these documents, or for shareholder inquiries, contact your insurance company. Certain documents and updated performance information are available through [troweprice.com](http://troweprice.com).

Fund reports and other fund information are available on the EDGAR Database on the SEC's internet site at [sec.gov](http://sec.gov). Copies of this information may be obtained, after paying a duplicating fee, by electronic request at [publicinfo@sec.gov](mailto:publicinfo@sec.gov).

**T.RowePrice®**

1940 Act File No. 811-07143  
E304-040 5/1/22



**PROSPECTUS**

May 1, 2022

T. ROWE PRICE

# International Stock Portfolio

The fund is only available as an investment option for variable annuity and variable life insurance contracts.

The Securities and Exchange Commission (SEC) has not approved or disapproved these securities or passed upon the adequacy of this prospectus. Any representation to the contrary is a criminal offense.

---

## Table of Contents

|          |  |    |
|----------|--|----|
| <b>1</b> | <b>SUMMARY</b>   |    |
|          | International Stock Portfolio  | 1  |
| <b>2</b> | <b>MORE ABOUT THE FUND</b>   |    |
|          | Management of the Fund   | 5  |
|          | More Information About the Fund's Investment Objective(s), Strategies, and Risks | 6  |
|          | Portfolio Turnover   | 11 |
|          | Financial Highlights   | 12 |
|          | Disclosure of Fund Portfolio Information   | 12 |
| <b>3</b> | <b>T. ROWE PRICE ACCOUNT INFORMATION</b>   |    |
|          | Investing in T. Rowe Price Variable Insurance Portfolios                         | 14 |
|          | Distribution and Shareholder Servicing Fees                                      | 14 |
|          | Pricing of Shares and Transactions   | 14 |
|          | General Policies Relating to Transactions  | 16 |
|          | Information on Distributions and Taxes   | 18 |
|          | Rights Reserved by the Funds   | 19 |



**Investment Objective(s)**

The fund seeks long-term growth of capital through investments primarily in the common stocks of established, non-U.S. companies.

**Fees and Expenses**

This table describes the fees and expenses that you may pay if you buy, hold, and sell shares of the fund. **There may be additional expenses that apply, as described in your insurance contract prospectus, which are not reflected in the table or the example below.**

**Fees and Expenses of the Fund**

|  | Annual fund operating expenses<br>(expenses that you pay each year as a<br>percentage of the value of your investment) |
|--|--|
| Management fees  | 1.05 % <sup>a</sup>  |
| Other expenses   | —  |
| Total annual fund operating expenses   | 1.05   |
| Fee waiver/expense reimbursement   | (0.10 ) <sup>a</sup>   |
| <b>Total annual fund operating expenses after<br/>fee waiver/expense reimbursement</b> | <b>0.95 %<sup>a</sup></b>  |

<sup>a</sup> T. Rowe Price Associates, Inc., has contractually agreed (at least through April 30, 2023) to waive a portion of the fund's management fees in order to limit the fund's management fees to 0.95% of the fund's average daily net assets. Thereafter, this agreement will automatically renew for one-year terms unless terminated or modified by the fund's Board of Directors. Fees waived and expenses paid under this agreement are not subject to reimbursement to T. Rowe Price Associates, Inc., by the fund.

**Example** This example is intended to help you compare the cost of investing in the fund with the cost of investing in other mutual funds. The example assumes that you invest \$10,000 in the fund for the time periods indicated and then redeem all of your shares at the end of those periods, that your investment has a 5% return each year, and that the fund's operating expenses remain the same. The example also assumes that any current expense limitation arrangement remains in place for the period noted in the previous table; therefore, the figures have been adjusted to reflect fee waivers or expense reimbursements only in the periods for which the expense limitation arrangement is expected to continue. Although your actual costs may be higher or lower, based on these assumptions your costs would be:

| 1 Year | 3 Years | 5 Years | 10 Years |
|--------|---------|---------|----------|
| \$ 97  | \$ 324  | \$ 570  | \$ 1,274 |

**Portfolio Turnover** The fund pays transaction costs, such as commissions, when it buys and sells securities (or "turns over" its portfolio). A higher portfolio turnover rate may indicate higher transaction costs and may result in higher taxes when the fund's shares are held in a taxable account. These costs, which are not reflected in annual fund operating expenses or in the example, affect the fund's performance. During the most recent fiscal year, the fund's portfolio turnover rate was 29.1% of the average value of its portfolio.

**Investments, Risks, and Performance****Principal Investment Strategies**

The fund expects to primarily invest in stocks outside the U.S. and to diversify broadly among developed and emerging countries throughout the world. The fund normally invests in at least five countries and may purchase the stocks of companies of any size, but its focus will typically be on large companies. Normally, at least 80% of the fund's net assets (including any borrowings for investment purposes) will be invested in stocks.

While the adviser invests with an awareness of the global economic backdrop and the adviser's outlook for certain industries, sectors, and individual countries, the adviser's decision-making process focuses on bottom-up stock selection. Country allocation is driven largely by stock selection, though the adviser may limit investments in markets or industries that appear to have poor overall prospects.

Security selection reflects a growth style. The adviser relies on a global team of investment analysts dedicated to in-depth fundamental research in an effort to identify companies capable of achieving and sustaining above-average, long-term earnings growth. The adviser seeks to purchase stocks of companies at reasonable prices in relation to present or anticipated earnings, cash flow, or book value.

In selecting investments the adviser generally favors companies with one or more of the following characteristics:

- leading or improving market position;
- attractive business niche;
- attractive or improving franchise or industry position;
- seasoned management;
- stable or improving earnings and/or cash flow; and
- sound or improving balance sheet.

### **Principal Risks**

As with any fund, there is no guarantee that the fund will achieve its objective(s). The fund's share price fluctuates, which means you could lose money by investing in the fund. The principal risks of investing in this fund, which may be even greater in bad or uncertain market conditions, are summarized as follows:

**International investing** Investing in the securities of non-U.S. issuers involves special risks not typically associated with investing in U.S. issuers. Non-U.S. securities tend to be more volatile and have lower overall liquidity than investments in U.S. securities and may lose value because of adverse local, political, social, or economic developments overseas, or due to changes in the exchange rates between foreign currencies and the U.S. dollar. In addition, investments outside the U.S. are subject to settlement practices and regulatory and financial reporting standards that differ from those of the U.S. The risks of investing outside the U.S. are heightened for any investments in emerging markets, which are susceptible to greater volatility than investments in developed markets.

**Large-cap stocks** Securities issued by large-cap companies tend to be less volatile than securities issued by smaller companies. However, larger companies may not be able to attain the high growth rates of successful smaller companies, especially during strong economic periods, and may be unable to respond as quickly to competitive challenges.

**Market conditions** The value of the fund's investments may decrease, sometimes rapidly or unexpectedly, due to factors affecting an issuer held by the fund, particular industries, or the overall securities markets. A variety of factors can increase the volatility of the fund's holdings and markets generally, including political or regulatory developments, recessions, inflation, rapid interest rate changes, war, military conflict, or acts of terrorism, natural disasters, and outbreaks of infectious illnesses or other widespread public health issues such as the coronavirus pandemic and related governmental and public responses (including sanctions). Certain events may cause instability across global markets, including reduced liquidity and disruptions in trading markets, while some events may affect certain geographic regions, countries, sectors, and industries more significantly than others. Government intervention in markets may impact interest rates, market volatility, and security pricing. These adverse developments may cause broad declines in market value due to short-term market movements or for significantly longer periods during more prolonged market downturns.

**Growth investing** The fund's growth approach to investing could cause it to underperform other stock funds that employ a different investment style. Growth stocks tend to be more volatile than certain other types of stocks, and their prices may fluctuate more dramatically than the overall stock market. A stock with growth characteristics can have sharp price declines due to decreases in current or expected earnings and may lack dividends that can help cushion its share price in a declining market.

**Investing in Europe** The European financial markets have experienced increased volatility due to concerns about economic downturns, political unrest, military conflict, economic sanctions, rising government debt levels, and public pandemics, and these events may continue to significantly affect all of Europe. The economies and markets of European countries are often connected and interdependent, and events in one country in Europe can have an adverse impact on other European countries. European economies could be significantly affected by, among other things, rising unemployment, the imposition or unexpected elimination of fiscal and monetary controls by member countries of the European Economic and Monetary Union, uncertainty surrounding the euro, the success of governmental actions to reduce budget deficits, and ongoing uncertainties and consequences surrounding Brexit, the formal withdrawal by the United Kingdom from the European Union.

**Investing in Asia** Many Asian economies have at various times been negatively affected by inflation, currency devaluations, an over-reliance on international trade and exports, particularly for certain commodities, political and social instability, and less developed financial systems and securities trading markets. Trade restrictions, unexpected decreases in exports, changes in government policies, expropriation and/or nationalization of assets, confiscatory taxation, or natural disasters could have a significant impact on companies doing business in Asia. The Asian region may be significantly affected by political unrest, military conflict, economic sanctions, and less demand for Asian products and services.

**Sector exposure** At times, the fund may have a significant portion of its assets invested in securities of issuers conducting business in a broadly related group of industries within the same economic sector. Issuers in the same economic sector may be similarly affected

by economic or market events, making the fund more vulnerable to unfavorable developments in that economic sector than funds that invest more broadly.

**Emerging markets** Investments in emerging market countries are subject to greater risk and overall volatility than investments in the U.S. and other developed markets. Emerging market countries tend to have economic structures that are less diverse and mature, less developed legal and regulatory regimes, and political systems that are less stable, than those of developed countries. In addition to the risks associated with investing outside the U.S., emerging markets are more susceptible to governmental interference, political and economic uncertainty, local taxes and restrictions on the fund's investments, less efficient trading markets with lower overall liquidity, and more volatile currency exchange rates.

**Stock investing** Stocks generally fluctuate in value more than bonds and may decline significantly over short time periods. There is a chance that stock prices overall will decline because stock markets tend to move in cycles, with periods of rising and falling prices. The value of stocks held by the fund may decline due to general weakness or volatility in the stock markets in which the fund invests or because of factors that affect a particular company or industry.

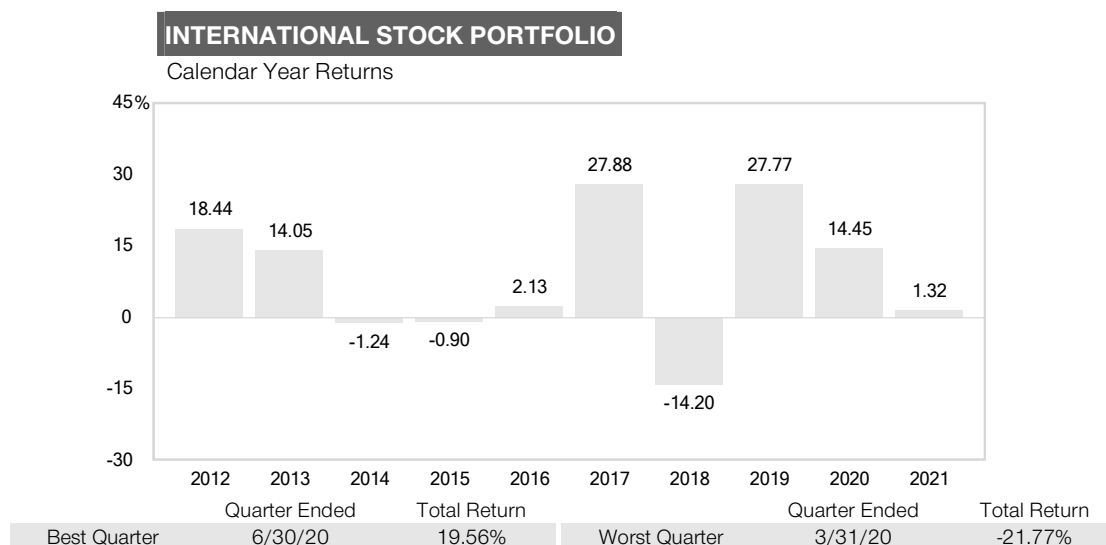
**Active management** The fund's overall investment program and holdings selected by the fund's investment adviser may underperform the broad markets, relevant indices, or other funds with similar objectives and investment strategies.

**Cybersecurity breaches** The fund could be harmed by intentional cyberattacks and other cybersecurity breaches, including unauthorized access to the fund's assets, customer data and confidential shareholder information, or other proprietary information. In addition, a cybersecurity breach could cause one of the fund's service providers or financial intermediaries to suffer unauthorized data access, data corruption, or loss of operational functionality.

## Performance

The following performance information provides some indication of the risks of investing in the fund. The fund's performance information represents only past performance and is not necessarily an indication of future results.

The following bar chart illustrates how much returns can differ from year to year by showing calendar year returns and the best and worst calendar quarter returns during those years for the fund.



The following table shows the average annual total returns for the fund, and also compares the returns with the returns of a relevant broad-based market index, as well as with the returns of one or more comparative indexes that have investment characteristics similar to those of the fund, if applicable.

**Average Annual Total Returns**

|  | Periods ended<br>December 31, 2021 |         |          | Inception<br>date |
|--|------------------------------------|---------|----------|-------------------|
|  | 1 Year                             | 5 Years | 10 Years |                   |
| <b>International Stock Portfolio</b>   | 1.32 %                             | 10.21 % | 8.18 %   | <b>03/31/1994</b> |
| MSCI All Country World Index ex USA Net (reflects no deduction for fees or expenses) | 7.82                               | 9.61    | 7.28     |                   |
| Lipper Variable Annuity Underlying International Multi-Cap Growth Funds Average      | 7.96                               | 12.44   | 9.32     |                   |

Updated performance information is available through [troweprice.com](http://troweprice.com).

**Management**

**Investment Adviser** T. Rowe Price Associates, Inc. (T. Rowe Price or Price Associates)

| Portfolio Manager      | Title                                     | Managed<br>Fund<br>Since | Joined<br>Investment<br>Adviser |
|------------------------|---|--------------------------|---------------------------------|
| Richard N. Clattenburg | Chair of Investment<br>Advisory Committee | 2015                     | 2005                            |

**Purchase and Sale of Fund Shares**

The fund is not sold directly to the general public but is instead offered as an underlying investment option for variable annuity or variable life insurance contracts. Although the fund does not require a minimum amount for initial or subsequent purchases from insurance companies, your insurance company may impose investment minimums for your purchases of the fund.

You may purchase, redeem, or exchange shares of the fund on any day the New York Stock Exchange is open for business. You must purchase, redeem, and exchange shares through your insurance company.

**Tax Information**

The fund distributes any dividends and capital gains to its shareholders, which are the insurance company separate accounts that sponsor your variable annuity or variable life insurance contract. Variable product owners seeking to understand the tax consequences of their investment, including redemptions of fund shares and the impact of dividend and capital gains distributions by the fund, should consult with the insurance company that issued their variable product or refer to their variable annuity or variable life insurance contract prospectus.

**Payments to Insurance Companies, Broker-Dealers, and Other Financial Intermediaries**

The fund is generally available only through variable annuity or variable life insurance contracts. The fund and/or its related companies may make payments to a sponsoring insurance company or other financial intermediary for the sale of fund shares and related services. These payments may create a conflict of interest by influencing the insurance company or other financial intermediary to recommend the fund over another investment option or by influencing an insurance company to include the fund as an underlying investment option in a variable contract. The prospectus (or other offering document) for your variable contract may contain additional information about these payments. Ask your insurance company or financial intermediary, or visit your insurance company's or financial intermediary's website, for more information.

**MANAGEMENT OF THE FUND**

---

**Investment Adviser(s)**

T. Rowe Price is the fund's investment adviser and oversees the selection of the fund's investments and management of the fund's portfolio pursuant to an investment management agreement between the investment adviser and the fund. T. Rowe Price is the investment adviser for all funds sponsored and managed by T. Rowe Price (T. Rowe Price Funds); is an SEC-registered investment adviser that provides investment management services to individual and institutional investors and sponsors; and serves as adviser and subadviser to registered investment companies, institutional separate accounts, and common trust funds. The address for T. Rowe Price is 100 East Pratt Street, Baltimore, Maryland 21202. As of December 31, 2021, T. Rowe Price and its affiliates (Firm) had approximately \$1.69 trillion in assets under management and provided investment management services for more than 6.4 million individual and institutional investor accounts.

**Portfolio Management**

T. Rowe Price has established an Investment Advisory Committee with respect to the fund. The committee chair is ultimately responsible for the day-to-day management of the fund's portfolio and works with the committee in developing and executing the fund's investment program. The members of the committee are as follows: Richard N. Clattenburg, chair, Milak Sarmad Asif, Harishankar Balkrishna, Sheena L. Barbosa, Jai Kapadia, Tobias Fabian Mueller, Oluwaseun Oyegunle, John Rowles, Sebastian Schrott, Bin Shen, and Ernest C. Yeung. The following information provides the year that the chair first joined the Firm and the chair's specific business experience during the past five years (although the chair may have had portfolio management responsibilities for a longer period). Mr. Clattenburg has been chair of the committee since 2015. He joined the Firm in 2005, and his investment experience dates from 2003. He has served as a portfolio manager with the Firm throughout the past five years. The Statement of Additional Information (SAI) provides additional information about the portfolio manager's compensation, other accounts managed by the portfolio manager, and the portfolio manager's ownership of the fund's shares.

**The Management Fee**

The fund pays the investment adviser an annual all-inclusive management fee of 1.05% based on the fund's average daily net assets. The management fee is calculated and accrued daily, and it includes investment management services and ordinary, recurring operating expenses but does not cover interest; expenses related to borrowings, taxes, brokerage, and other transaction costs; or nonrecurring, extraordinary expenses.

A discussion about the factors considered by the fund's Board of Directors (Board) and its conclusions in approving the fund's investment management agreement (and any subadvisory agreement, if applicable) appear in the fund's shareholder report for the period ended June 30.

**Variable Annuity Contracts and Variable Life Insurance Charges**

Variable annuity and variable life insurance fees and charges imposed on contract holders and participants by the insurance companies are in addition to those described previously and are described in the variable annuity contract and variable life insurance prospectuses.

**Variable Annuity Contracts and Variable Life Insurance Conflicts**

The fund may serve as an investment medium for both variable annuity contracts and variable life insurance policies. Shares of the fund may be offered to separate accounts established by any number of insurance companies. The fund currently does not foresee any disadvantages to variable annuity contract owners due to the fact that the fund may serve as an investment medium for both variable annuity contracts and variable life insurance policies; however, due to differences in tax treatment or other considerations, it is theoretically possible that the interests of owners of variable annuity contracts and variable life insurance policies for which the fund serves as an investment medium might at some time be in conflict. The fund's Board is required to monitor events to identify any material conflicts between variable annuity contract owners and variable life policy owners, and will determine what action, if any, should be taken in the event of such a conflict. If such a conflict were to occur, an insurance company participating in the fund might be required to redeem the investment of one or more of its separate accounts from the fund. This might force the fund to sell securities at disadvantageous prices.

---

**MORE INFORMATION ABOUT THE FUND'S INVESTMENT OBJECTIVE(S), STRATEGIES, AND RISKS**

---

**Investment Objective(s)**

The fund seeks long-term growth of capital through investments primarily in the common stocks of established, non-U.S. companies.

**Principal Investment Strategies**

The fund expects to primarily invest in stocks outside the U.S. and to diversify broadly among developed and emerging countries throughout the world. The fund normally invests in at least five countries and may purchase the stocks of companies of any size, but its focus will typically be on large companies. Normally, at least 80% of the fund's net assets (including any borrowings for investment purposes) will be invested in stocks, as a policy. Shareholders will receive at least 60 days' prior notice of a change in the policy.

The fund relies on the country assigned to a security by MSCI Inc., a third-party provider of benchmark indexes and data services, or another unaffiliated data provider. The fund also relies on MSCI Inc. or another unaffiliated data provider to determine which countries are considered emerging markets. The data providers use various criteria to determine the country to which a security is economically tied. Examples include the following: (1) the country under which the issuer is organized; (2) the location of the issuer's principal place of business or principal office; (3) where the issuer's securities are listed or traded principally on an exchange or over-the-counter market; and (4) where the issuer conducts the predominant part of its business activities or derives a significant portion (e.g., at least 50%) of its revenues or profits.

While the adviser invests with an awareness of the outlook for certain industries, sectors, and individual countries within the region, the adviser's decision-making process focuses on bottom-up stock selection. Country allocation is driven largely by stock selection, though the adviser may limit investments in markets or industries that appear to have poor overall prospects.

Security selection reflects a growth style. The adviser relies on a global team of investment analysts dedicated to in-depth fundamental research in an effort to identify companies capable of achieving and sustaining above-average, long-term earnings growth. The adviser seeks to purchase stocks of companies at reasonable prices in relation to present or anticipated earnings, cash flow, or book value.

In selecting investments the adviser generally favors companies with one or more of the following characteristics:

- leading or improving market position;
- attractive business niche;
- attractive or improving franchise or industry position;
- seasoned management;
- stable or improving earnings and/or cash flow; and
- sound or improving balance sheet.

The market may reward growth stocks with price increases when earnings expectations are met or exceeded. Funds that employ a growth-oriented approach to stock selection rely on the premise that by investing in companies that increase their earnings faster than both inflation and the overall economy, the market will eventually reward those companies with a higher stock price. The fund's successful implementation of a growth-oriented strategy may lead to long-term growth of capital over time.

The fund typically focuses its investments more on developed foreign countries than on emerging market countries. As a result, the fund may at times have significant investments in the United Kingdom and other developed European countries, as well as Japan.

The fund's investments, as well as political and economic trends in the countries and regions in which the fund invests, and holdings are adjusted according to the portfolio manager's analysis and outlook. The impact of unfavorable developments in a particular country may be reduced when investments are spread among many countries. However, the economies and financial markets of countries in a certain region may be heavily influenced by one another.

The Firm integrates environmental, social, and governance (ESG) factors into its investment research process when applicable. While ESG matters vary widely, we generally consider ESG to mean: Environmental or "E" matters, such as climate change, resource depletion, waste, pollution, or deforestation; Social or "S" matters, such as companies' relationships with their employees and suppliers, including labor standards, diversity, and human rights issues; and Governance or "G" matters, such as shareholder rights, bribery and corruption, executive pay, and board composition. We focus on the ESG factors we consider most likely to have a material impact on the performance of the holdings in the fund's portfolio.

The fund may sell securities for a variety of reasons, including to realize gains, limit losses, or redeploy assets into more promising opportunities.

The fund invests in the following types of securities or assets:

### **Common and Preferred Stocks**

Stocks represent shares of ownership in a company. Generally, preferred stocks have a specified dividend rate and rank after bonds and before common stocks in their claim on income for dividend payments and on assets should the company be liquidated. After other claims are satisfied, common stockholders participate in company profits on a pro-rata basis and profits may be paid out in dividends or reinvested in the company to help it grow. Increases and decreases in earnings are usually reflected in a company's stock price, so common stocks generally have the greatest appreciation and depreciation potential of all corporate securities. Unlike common stock, preferred stock does not ordinarily carry voting rights. While most preferred stocks pay a dividend, the fund may decide to purchase preferred stock where the issuer has suspended, or is in danger of suspending, payment of its dividend.

### **Foreign Securities**

Investments in foreign securities could include non-U.S. dollar-denominated securities traded outside the U.S. and U.S. dollar-denominated securities of foreign issuers traded in the U.S. The fund may purchase American Depositary Receipts and Global Depositary Receipts, which are certificates evidencing ownership of shares of a foreign issuer. American Depositary Receipts and Global Depositary Receipts trade on established markets and are alternatives to directly purchasing the underlying foreign securities in their local markets and currencies. Such investments are subject to many of the same risks associated with investing directly in foreign securities. For purposes of the fund's investment policies, investments in depositary receipts are deemed to be investments in the underlying securities. For example, a depositary receipt representing ownership of common stock will be treated as common stock.

### **Principal Risks**

The principal risks associated with the fund's principal investment strategies, which may be even greater in bad or uncertain market conditions, include the following:

**International investing** Investments outside the U.S. may lose value because of declining foreign currencies or adverse political or economic events overseas, among other things. Securities of non-U.S. issuers (including depositary receipts and other instruments that represent interests in a non-U.S. issuer) tend to be more volatile than U.S. securities and are subject to trading markets with lower overall liquidity, governmental interference, and regulatory and accounting standards and settlement practices that differ from the U.S. The fund could experience losses based solely on the weakness of foreign currencies in which the fund's holdings are denominated versus the U.S. dollar, and changes in the exchange rates between such currencies and the U.S. dollar. Risks can result from differing regulatory environments, less stringent investor protections, uncertain tax laws, and higher transaction costs compared with U.S. markets. Investments outside the U.S. could be subject to governmental actions such as capital or currency controls, nationalization of a company or industry, expropriation of assets, or imposition of high taxes.

A trading market may close for national holidays or without warning for extended time periods, preventing the fund from buying or selling securities in that market. Trading securities in which the fund invests may take place in various foreign markets on certain days when the fund is not open for business and does not calculate its net asset value. For example, the fund may invest in securities that trade in various foreign markets that are open on weekends. As the securities trade, their value may substantially change. As a result, the fund's net asset value may be significantly affected on days when shareholders cannot make transactions. In addition, market volatility may significantly limit the liquidity of securities of certain issuers in a particular country or geographic region, or of all companies in the country or region. The fund may be unable to liquidate its positions in such securities at any time, or at a favorable price, in order to meet the fund's obligations.

**Large-cap stocks** Although stocks issued by larger companies tend to have less overall volatility than stocks issued by smaller companies, larger companies may not be able to attain the high growth rates of successful smaller companies, especially during strong economic periods. In addition, larger companies may be less capable of responding quickly to competitive challenges and industry changes, and may suffer sharper price declines as a result of earnings disappointments.

**Market conditions** The value of investments held by the fund may decline, sometimes rapidly or unpredictably, due to factors affecting certain issuers, particular industries or sectors, or the overall markets. Rapid or unexpected changes in market conditions could cause the fund to liquidate its holdings at inopportune times or at a loss or depressed value. The value of a particular holding may decrease due to developments related to that issuer but also due to general market conditions, including real or perceived economic developments, such as changes in interest rates, credit quality, inflation, or currency rates, or generally adverse investor sentiment. The value of a holding may also decline due to factors that negatively affect a particular industry or sector, such as labor shortages, increased production costs, or competitive conditions. In addition, local, regional, or global events such as war, military conflict, acts of terrorism, political and social unrest, regulatory changes, recessions, shifts in monetary or trade policies, natural or

environmental disasters, and the spread of infectious diseases or other public health issues could have a significant negative impact on securities markets and the fund's investments. Any of these events may lead to unexpected suspensions or closures of securities exchanges; travel restrictions or quarantines; business disruptions and closures; inability to obtain raw materials, supplies and component parts; reduced or disrupted operations for the fund's service providers or issuers in which the fund invests; and an extended adverse impact on global market conditions. Government intervention in markets may impact interest rates, market volatility, and security pricing. The occurrence, reoccurrence, and uncertainty of widespread diseases and health crises could adversely affect the economies (including through changes in business activity and increased unemployment) and financial markets of specific countries or worldwide.

**Growth investing** Different investment styles tend to shift into and out of favor depending on market conditions and investor sentiment. Growth stocks tend to be more volatile than other types of stocks, and their prices tend to fluctuate more dramatically than the overall stock markets. Growth stocks are typically priced higher than other stocks because investors believe they have more growth potential, which may or may not be realized. Since these companies usually invest a high portion of earnings in their businesses, they may lack the dividends that can cushion stock prices in a falling market. In addition, earnings disappointments often lead to sharply falling prices for growth stocks.

**Investing in Europe** The Economic and Monetary Union of the European Union (EU) requires compliance with restrictions on inflation rates, deficits, interest rates, debt levels, and fiscal and monetary controls, each of which may significantly affect every country in Europe. Decreasing imports or exports, changes in governmental or EU regulations on trade, changes in the exchange rate of the euro (the common currency of certain EU countries), the default or threat of default by an EU member country on its sovereign debt, and/or an economic recession in an EU member country may have a significant adverse effect on the economies of EU member countries and their trading partners. The economies and markets of European countries are often connected and interdependent, and events in one country in Europe can have an adverse impact on other European countries. The European financial markets have experienced increased volatility and adverse trends due to concerns about economic downturns, rising government debt levels, and public health pandemics, which can adversely affect the exchange rate of the euro and significantly affect every country in Europe, including countries that do not use the euro. Responses to the financial problems by European governments, central banks, and others, including austerity measures and reforms, may not produce the desired results, may result in social unrest, and may limit future growth and economic recovery or have other unintended consequences. Further defaults or restructurings by governments and other entities of their debt could have additional adverse effects on economies, financial markets, and asset valuations around the world.

The risks of investing in Europe have been heightened as a result of Brexit. Although the United Kingdom has formally left the European Union and has reached an agreement on the terms of their future trading relationship relating to the trading of goods, negotiations are ongoing for matters not covered by the agreement such as the trade of services, including financial services. Brexit has resulted in increased volatility and illiquidity in economies throughout Europe, as well as the broader global economy. In addition, uncertainty remains regarding the consequences of Brexit that may lead to instability in the foreign exchange markets, including volatility in the value of the euro. If one or more additional countries chooses to withdraw from the EU and/or abandon use of the euro as a currency, the impact of these actions, especially if they occur in a disorderly fashion, could be significant and far-reaching.

In addition, the national politics of countries in the EU have been unpredictable and subject to influence by disruptive political groups and ideologies. The occurrence of terrorist incidents and military conflicts throughout Europe could also impact financial markets. The impact of these events is not clear but could be significant and far-reaching and could adversely affect the value and liquidity of the fund's investments.

**Investing in Asia** Certain Asian economies have experienced high inflation, high unemployment, currency devaluations and restrictions, and overextension of credit. Many Asian economies have experienced rapid growth and industrialization, and there is no assurance that this growth rate will be maintained. Adverse events in any one Asian country, may have a significant economic effect on the entire Asian region, as well as on major trading partners outside Asia. Certain Asian countries have also developed increasingly strained relationships with the U.S., and if these relations were to worsen, they could adversely affect Asian issuers that rely on the U.S. for trade. In addition, some Asian countries are subject to social and labor risks associated with demands for improved political, economic, and social conditions. Increased political and social unrest, economic sanctions, military conflicts, and reduced spending on products and services produced in Asia could cause significant economic uncertainty and declines in the region. The Asian region, and particularly China and South Korea, may be adversely affected by political, military, economic, and other factors related to North Korea.



**Sector exposure** At times, the fund may have a significant portion of its assets invested in securities of issuers conducting business in a related group of industries within the same economic sector. Issuers within the same economic sector may be similarly affected by specific market events impacting that sector. As a result, the fund is more susceptible to adverse developments affecting an economic sector in which the fund has significant investments and may perform poorly during a downturn in one or more of the industries within that economic sector.

**Emerging markets** Investments in emerging markets are subject to the risk of abrupt and severe price declines. The economic and political structures of emerging market countries, in most cases, do not compare favorably with the U.S. or other developed countries in terms of wealth and stability, and their financial markets often lack liquidity. These economies are less developed, can be overly reliant on particular industries, and are more vulnerable to the ebb and flow of international trade, trade barriers, and other protectionist or retaliatory measures. Governments in many emerging market countries participate to a significant degree in their economies and securities markets. As a result, foreign investments may be restricted and subject to greater government control, including repatriation of sales proceeds. Emerging market securities exchanges are more likely to experience problems with the clearing and settling of trades, as well as the custody of holdings by local banks, agents, and depositories. In addition, the accounting standards in emerging market countries may be unreliable and could present an inaccurate picture of a company's finances. Some countries have histories of instability and upheaval that could cause their governments to act in a detrimental or hostile manner toward private enterprise or foreign investment. Investments in countries or regions that have recently begun moving away from central planning and state-owned industries toward free markets should be regarded as speculative.

While some countries have made progress in economic growth, liberalization, fiscal discipline, and political and social stability, there is no assurance these trends will continue. Significant risks, such as war and terrorism, currently affect some emerging market countries. The fund's performance will likely be hurt by exposure to nations in the midst of hyperinflation, currency devaluation, trade disagreements, sudden political upheaval, or interventionist government policies. The volatility of emerging markets may be heightened by the actions (such as significant buying or selling) of a few major investors. For example, substantial increases or decreases in cash flows of funds investing in these markets could significantly affect local securities prices and, therefore, could cause fund share prices to decline.

**Stock investing** The fund's share price can fall because of weakness in the overall stock markets, a particular industry, or specific holdings. Stock markets as a whole can be volatile and decline for many reasons, such as adverse local, political, regulatory, or economic developments; changes in investor psychology; or heavy institutional selling at the same time by major institutional investors in the market. The prospects for an industry or company may deteriorate because of a variety of factors, including disappointing earnings or changes in the competitive environment. In addition, the adviser's assessment of companies whose stocks are held by the fund may prove incorrect, resulting in losses or poor performance, even in rising markets. In the event an issuer is liquidated or declares bankruptcy, the claims of owners of the issuer's bonds and preferred stock take precedence over the claims of those who own common stock.

**Active management** The investment adviser's judgments about the attractiveness, value, or potential appreciation of the fund's investments may prove to be incorrect. The fund could underperform other funds with a similar benchmark or similar investment program if the fund's investment selections or overall strategies fail to produce the intended results. Regulatory, tax, or other developments may affect the investment strategies available to a portfolio manager, which could adversely affect the ability to implement the fund's overall investment program and achieve the fund's investment objective(s).

**Cybersecurity breaches** The fund may be subject to operational and information security risks resulting from breaches in cybersecurity. Cybersecurity breaches may involve deliberate attacks and unauthorized access to the digital information systems (for example, through "hacking" or malicious software coding) used by the fund or its third-party service providers but may also result from outside attacks such as denial-of-service attacks, which are efforts to make network services unavailable to intended users. These breaches may, among other things, result in financial losses to the fund and its shareholders, cause the fund to lose proprietary information, disrupt business operations, or result in the unauthorized release of confidential information. Further, cybersecurity breaches involving the fund's third-party service providers, financial intermediaries, trading counterparties, or issuers in which the fund invests could subject the fund to many of the same risks associated with direct breaches.

#### **Additional Investment Management Practices**

The SAI contains more detailed information about the fund and its investments, operations, and expenses. The fund's investments may be subject to further restrictions and risks described in the SAI.

## Derivatives

The fund may, to a limited extent, use derivatives such as futures contracts. Any investments in futures would typically serve as an efficient means of gaining exposure to certain markets or as a cash management tool to maintain liquidity while being invested in the market.

Derivatives typically involve risks different from, and possibly greater than, the risks associated with investing directly in the assets on which the derivative is based. Certain derivatives can be highly volatile, lack liquidity, and be difficult to value. Changes in the value of a derivative may not properly correlate with changes in the value of the underlying asset, reference rate, or index. The fund could be exposed to significant losses if it is unable to close a derivative position due to the lack of a liquid trading market. Derivatives involve the risk that a counterparty to the derivatives agreement will fail to make required payments or comply with the terms of the agreement. There is also the possibility that limitations or trading restrictions may be imposed by an exchange or government regulation, which could adversely impact the value and liquidity of a derivatives contract subject to such regulation. Recent regulations have changed the requirements related to the use of certain derivatives. Some of these new regulations have limited the availability of certain derivatives and made their use by funds more costly. It is expected that additional changes to the regulatory framework will occur, but the extent and impact of additional new regulations are not certain at this time. Changes in regulations could significantly impact the fund's ability to invest in specific types of derivatives, which could limit the fund's ability to employ certain strategies that use derivatives.

## Investments in Other Investment Companies

The fund may invest in other investment companies, including open-end funds, closed-end funds, and exchange-traded funds, subject to any applicable limitations under the Investment Company Act of 1940.

The fund may purchase the securities of another investment company to temporarily gain exposure to a portion of the market while awaiting the purchase of securities or as an efficient means of gaining exposure to a particular asset class. The fund might also purchase shares of another investment company, including shares of other T. Rowe Price Funds, to gain exposure to the securities in the investment company's portfolio at times when the fund may not be able to buy those securities directly, or as a means of gaining efficient and cost-effective exposure to certain asset classes. Any investment in another investment company would be consistent with the fund's objective(s) and investment program.

The risks of owning another investment company are generally similar to the risks of investing directly in the securities in which that investment company invests. However, an investment company may not achieve its investment objective or execute its investment strategy effectively, which may adversely affect the fund's performance. In addition, because closed-end funds and exchange-traded funds trade on a secondary market, their shares may trade at a premium or discount to the actual net asset value of their portfolio securities, and their shares may have greater volatility if an active trading market does not exist.

As a shareholder of another investment company, the fund must pay its pro-rata share of that investment company's fees and expenses. If the fund invests in another T. Rowe Price Fund, the management fee paid by the fund will be reduced to ensure that the fund does not incur duplicate management fees as a result of its investment.

Investments in other investment companies could allow the fund to obtain the benefits of a more diversified portfolio than might otherwise be available through direct investments in a particular asset class and will subject the fund to the risks associated with the particular asset class or asset classes in which an underlying fund invests. Examples of asset classes in which other investment companies (including T. Rowe Price Funds) focus their investments include high yield bonds, inflation-linked securities, floating rate loans, international bonds, emerging market bonds, stocks of companies involved in activities related to real assets, stocks of companies that focus on a particular industry or sector, and emerging market stocks.

## Illiquid Investments

Some of the fund's holdings may be considered illiquid because they are subject to legal or contractual restrictions on resale or because they cannot reasonably be expected to be sold or disposed of in current market conditions in seven calendar days or less without the sale or disposition significantly changing the market value of the investment. The determination of liquidity involves a variety of factors. Illiquid investments may include private placements that are sold directly to a small number of investors, usually institutions. Unlike public offerings, such securities are not registered with the SEC. Although certain of these securities may be readily sold (for example, pursuant to Rule 144A under the Securities Act of 1933) and therefore deemed liquid, others may have resale restrictions and be considered illiquid. The sale of illiquid investments may involve substantial delays and additional costs, and the fund may only be able to sell such investments at prices substantially lower than what it believes they are worth. In addition, the fund's investments in illiquid investments may reduce the returns of the fund because it may be unable to sell such investments at an advantageous time, which could prevent the fund from taking advantage of other investment opportunities.

### Temporary Defensive Position

In order to respond to adverse market, economic, or political conditions, or to provide flexibility in meeting redemptions, paying expenses, managing cash flows into the fund, and responding to periods of unusual market volatility, the fund may assume a temporary defensive position that is inconsistent with its principal investment objective(s) and/or strategies.

### Reserve Position

A certain portion of the fund's assets may be held in reserves. The fund's reserve positions will typically consist of: (1) shares of a T. Rowe Price internal money market fund or short-term bond fund (which do not charge any management fees and are not available for public purchase); (2) short-term, high-quality U.S. and non-U.S. dollar-denominated money market securities, including repurchase agreements; and (3) U.S. dollar or non-U.S. dollar currencies. If the fund has significant holdings in reserves, it could compromise its ability to achieve its objective(s). Non-U.S. dollar reserves are subject to currency risk.

### Borrowing Money and Transferring Assets

The fund may borrow from banks, other persons, and other T. Rowe Price Funds for temporary or emergency purposes, to facilitate redemption requests, or for other purposes consistent with the fund's policies as set forth in this prospectus and the SAI. Such borrowings may be collateralized with the fund's assets, subject to certain restrictions.

Borrowings may not exceed 33⅓% of the fund's total assets. This limitation includes any borrowings for temporary or emergency purposes, applies at the time of the transaction, and continues to the extent required by the Investment Company Act of 1940.

### Meeting Redemption Requests

We expect that the fund will hold cash or cash equivalents to meet redemption requests. The fund may also use the proceeds from the sale of portfolio securities to meet redemption requests if consistent with the management of the fund. These redemption methods will be used regularly and may also be used in deteriorating or stressed market conditions. The fund reserves the right to pay redemption proceeds with securities from the fund's portfolio rather than in cash (redemptions in-kind), as described under "Large Redemptions." Redemptions in-kind are typically used to meet redemption requests that represent a large percentage of the fund's net assets in order to minimize the effect of large redemptions on the fund and its remaining shareholders. In general, any redemptions in-kind will represent a pro-rata distribution of the fund's securities, subject to certain limited exceptions. Redemptions in-kind may be used regularly in circumstances as described above (generally if the shareholder is able to accept securities in-kind) and may also be used in stressed market conditions.

The fund, along with other T. Rowe Price Funds, is a party to an interfund lending exemptive order received from the SEC that permits the T. Rowe Price Funds to borrow money from and/or lend money to other T. Rowe Price Funds to help the funds meet short-term redemptions and liquidity needs.

During periods of deteriorating or stressed market conditions, when an increased portion of the fund's portfolio may be composed of holdings with reduced liquidity or lengthy settlement periods, or during extraordinary or emergency circumstances, the fund may be more likely to pay redemption proceeds with cash obtained through interfund lending or short-term borrowing arrangements (if available) or by redeeming a large redemption request in-kind.

### Lending of Portfolio Securities

The fund may lend its securities to broker-dealers, other institutions, or other persons to earn additional income. Risks include the potential insolvency of the broker-dealer or other borrower that could result in delays in recovering securities and capital losses. Additionally, losses could result from the reinvestment of collateral received on loaned securities in investments that decline in value, default, or do not perform as well as expected. Cash collateral from securities lending is invested in a T. Rowe Price short-term bond or money market fund.

---

## PORTFOLIO TURNOVER

Turnover is an indication of frequency of trading. Each time the fund purchases or sells a security, it incurs a cost. This cost is reflected in the fund's net asset value but not in its operating expenses. The higher the turnover rate, the higher the transaction costs and the greater the impact on the fund's total return. Higher turnover can also increase the possibility of taxable capital gain distributions. The fund's portfolio turnover rates are shown in the Financial Highlights table.

## FINANCIAL HIGHLIGHTS

The Financial Highlights table, which provides information about the fund's financial history, is based on a single share outstanding throughout the periods shown. The table is part of the fund's financial statements, which are included in its annual report and are incorporated by reference into the SAI (available upon request). The financial statements in the annual report were audited by the fund's independent registered public accounting firm, PricewaterhouseCoopers LLP.

### FINANCIAL HIGHLIGHTS

For a share outstanding throughout each period

|   | Year<br>Ended<br>12/31/21 | 12/31/20   | 12/31/19             | 12/31/18   | 12/31/17   |
|---|---------------------------|------------|----------------------|------------|------------|
| <b>NET ASSET VALUE</b>  |                           |            |                      |            |            |
| Beginning of period   | \$ 17.08                  | \$ 15.62   | \$ 13.04             | \$ 17.35   | \$ 14.27   |
| Investment activities   |                           |            |                      |            |            |
| Net investment income <sup>(1)(2)</sup>                                       | 0.11                      | 0.08       | 0.34 <sup>(3)</sup>  | 0.21       | 0.17       |
| Net realized and unrealized gain/loss   | 0.09                      | 2.17       | 3.27                 | (2.67)     | 3.80       |
| Total from investment activities  | 0.20                      | 2.25       | 3.61                 | (2.46)     | 3.97       |
| Distributions   |                           |            |                      |            |            |
| Net investment income   | (0.11)                    | (0.09)     | (0.37)               | (0.23)     | (0.19)     |
| Net realized gain   | (1.16)                    | (0.70)     | (0.66)               | (1.62)     | (0.70)     |
| Total distributions   | (1.27)                    | (0.79)     | (1.03)               | (1.85)     | (0.89)     |
| <b>NET ASSET VALUE</b>  |                           |            |                      |            |            |
| End of period   | \$ 16.01                  | \$ 17.08   | \$ 15.62             | \$ 13.04   | \$ 17.35   |
| <b>Ratios/Supplemental Data</b>   |                           |            |                      |            |            |
| Total return <sup>(2)(4)</sup>  | 1.32%                     | 14.45%     | 27.77%               | (14.20)%   | 27.88%     |
| Ratios to average net assets: <sup>(2)</sup>                                  |                           |            |                      |            |            |
| Gross expenses before waivers/<br>payments by Price Associates <sup>(5)</sup> | 1.05%                     | 1.05%      | 1.05%                | 1.00%      | 1.05%      |
| Net expenses after waivers/<br>payments by Price Associates                   | 0.95%                     | 0.95%      | 0.95%                | 1.00%      | 1.05%      |
| Net investment income   | 0.59%                     | 0.56%      | 2.31% <sup>(3)</sup> | 1.28%      | 1.04%      |
| Portfolio turnover rate   | 29.1%                     | 30.6%      | 33.8%                | 36.3%      | 34.0%      |
| Net assets, end of period (in thousands)                                      | \$ 291,749                | \$ 300,544 | \$ 295,743           | \$ 271,207 | \$ 382,759 |

<sup>(1)</sup> Per share amounts calculated using average shares outstanding method.

<sup>(2)</sup> Includes the impact of expense-related arrangements with Price Associates.

<sup>(3)</sup> Reflects special dividends which amounted to \$0.16 per share and 1.07% of average net assets.

<sup>(4)</sup> Total return reflects the rate that an investor would have earned on an investment in the fund during each period, assuming reinvestment of all distributions, and payment of no redemption or account fees, if applicable.

<sup>(5)</sup> Prior to 12/31/19, the gross expense ratios presented are net of a management fee waiver in effect during the period, as applicable.

## DISCLOSURE OF FUND PORTFOLIO INFORMATION

Most T. Rowe Price Funds disclose their calendar quarter-end portfolio holdings on [troweprice.com](http://troweprice.com) 15 calendar days after each quarter. At the discretion of the investment adviser, these holdings reports may exclude the issuer name and other information relating to a holding in order to protect the fund's interests and to prevent harm to the fund or its shareholders. In addition, most T. Rowe Price Funds disclose their 10 largest holdings, along with the percentage of the relevant fund's total assets that each of the 10 holdings represents, on [troweprice.com](http://troweprice.com) on the seventh business day after each month-end. These holdings are listed in numerical

order based on such percentages of the fund's assets. A description of T. Rowe Price's policies and procedures with respect to the disclosure of portfolio information is available in the SAI.

The following policies and procedures generally apply to the T. Rowe Price Variable Insurance Portfolios, which are T. Rowe Price mutual funds specifically designed to be made available through variable annuity or variable life insurance contracts. For instructions on how to purchase and redeem shares of the funds, you should refer to your insurance contract prospectus.

---

**INVESTING IN T. ROWE PRICE VARIABLE INSURANCE PORTFOLIOS**

---

Shares of the Variable Insurance Portfolios are designed to be offered to insurance company separate accounts established for the purpose of funding variable annuity and variable life insurance contracts. The variable annuity and variable life insurance contracts holders or participants are not the shareholders of the funds. Rather, the separate account of the insurance company is the shareholder. The variable annuity and variable life insurance contracts are described in separate prospectuses issued by the insurance companies. The funds assume no responsibility for any insurance company prospectuses or variable annuity or variable life insurance contracts.

Some of the Variable Insurance Portfolios are available only in a single share class, while some of the Variable Insurance Portfolios are also available in a II Class. Shares of the funds are sold and redeemed without the imposition of any sales charges, commissions, or redemption fees, although shares of the II Class are subject to a 12b-1 fee at a rate of up to 0.25% of the class' average daily net assets. In addition, certain other charges may apply to variable annuity or variable life contracts. Those charges are disclosed in the insurance contract prospectus.

Your ability to exchange from these funds into any other T. Rowe Price Fund that serves as an investment option under your insurance contract is governed by the terms of that contract and the insurance contract prospectus, as well as the funds' excessive and short-term trading policy described later in this section.

---

**DISTRIBUTION AND SHAREHOLDER SERVICING FEES**

---

Each II Class has adopted a 12b-1 plan to pay certain expenses associated with the distribution of the fund's shares out of the fund's assets. Under such 12b-1 plan, the II Class may make payments at a rate of up to 0.25% of the class' average daily net assets to various insurance companies, their agents, and contract distributors for distribution and servicing of fund shares. These payments may be more or less than the costs incurred by the insurance companies, their agents, and contract distributors for distribution and servicing of fund shares. Because the fees are paid from the II Class net assets on an ongoing basis, they will increase the cost of your investment and, over time, could result in your paying more than with other types of sales charges.

In addition, from time to time, T. Rowe Price may make payments from its own resources to eligible insurance companies for recordkeeping and administrative services they provide to a fund for contract holders. These payments may range from 0.15% to 0.25% of the average annual total assets invested by the separate accounts of the insurance company in the fund. All payments described specifically by this paragraph are paid by T. Rowe Price and are not paid directly from the Variable Insurance Portfolios' assets.

---

**PRICING OF SHARES AND TRANSACTIONS**

---

**How and When Shares Are Priced**

The trade date for your transaction request generally depends on the day and time that your insurance company or T. Rowe Price receives your request and will normally be executed using the next share price calculated after your order is received in correct form by your insurance company or T. Rowe Price or its agent. The share price, also called the net asset value, for each share class of a fund is calculated at the close of trading on the New York Stock Exchange (NYSE), which is normally 4 p.m. ET, on each day that the NYSE is open for business. Net asset values are not calculated for the funds on days when the NYSE is scheduled to be closed for trading (for example, weekends and certain U.S. national holidays). If the NYSE is unexpectedly closed due to weather or other extenuating circumstances on a day it would typically be open for business, or if the NYSE has an unscheduled early closing on a day it has opened

for business, the funds reserve the right to treat such day as a business day and accept purchase and redemption orders and calculate their share price as of the normally scheduled close of regular trading on the NYSE for that day.

To calculate the net asset value, the fund's assets are valued and totaled; liabilities are subtracted; and each class' proportionate share of the balance, called net assets, is divided by the number of shares outstanding of that class. Market values are used to price portfolio holdings for which market quotations are readily available. Market values generally reflect the prices at which securities actually trade or represent prices that have been adjusted based on evaluations and information provided by the fund's pricing services. Investments in other mutual funds are valued at the closing net asset value per share of the mutual fund on the day of valuation. If a market value for a portfolio holding is not available or normal valuation procedures are deemed to be inappropriate, the fund will make a good faith effort to assign a fair value to the holding by taking into account various factors and methodologies that have been approved by the fund's Board. This value may differ from the value the fund receives upon sale of the securities.

Amortized cost is used to price securities held by money market funds and certain short-term debt securities held by other funds. The Government Money Portfolio, which seeks to maintain a stable net asset value of \$1.00, uses the amortized cost method of valuation to calculate its net asset value. Amortized cost allows money market funds to value a holding at the fund's acquisition cost with adjustments for any premiums or discounts, and then round the net asset value per share to the nearest whole cent. The amortized cost method of valuation enables money market funds to maintain a \$1.00 net asset value, but it may also result in periods during which the stated value of a security held by the funds differs from the market-based price the funds would receive if they sold that holding. The current market-based net asset value per share for each business day in the preceding six months is available for the Government Money Portfolio through **troweprice.com**. These market-based net asset values are for informational purposes only and are not used to price transactions.

The funds use various pricing services to provide closing market prices, as well as information used to adjust those prices and to value most fixed income securities. A fund cannot predict how often it will use closing prices or how often it will adjust those prices. As a means of evaluating its fair value process, the fund routinely compares closing market prices, the next day's opening prices in the same markets, and adjusted prices.

Non-U.S. equity securities are valued on the basis of their most recent closing market prices at 4 p.m. ET, except under the following circumstances. Most foreign markets close before 4 p.m. ET. For example, the most recent closing prices for securities traded in certain Asian markets may be as much as 15 hours old at 4 p.m. ET. If a fund determines that developments between the close of a foreign market and the close of the NYSE will, in its judgment, affect the value of some or all of the fund's securities, the fund will adjust the previous closing prices to reflect what it believes to be the fair value of the securities as of 4 p.m. ET. In deciding whether to make these adjustments, the fund reviews a variety of factors, including developments in foreign markets, the performance of U.S. securities markets, and the performance of instruments trading in U.S. markets that represent foreign securities and baskets of foreign securities.

A fund may also fair value certain securities or a group of securities in other situations—for example, when a particular foreign market is closed but the fund is open. For a fund that has investments in securities that are primarily listed on foreign exchanges that trade on weekends or other days when the fund does not price its shares, the fund's net asset value may change on days when shareholders will not be able to purchase or redeem the fund's shares. If an event occurs that affects the value of a security after the close of the market, such as a default of a commercial paper issuer or a significant move in short-term interest rates, a fund may make a price adjustment depending on the nature and significance of the event. The funds also evaluate a variety of factors when assigning fair values to private placements and other restricted securities. Other mutual funds may adjust the prices of their securities by different amounts or assign different fair values than the fair value that the fund assigns to the same security.

### **How the Trade Date Is Determined**

The insurance companies purchase shares of the fund for their separate accounts, using premiums allocated by the contract holders or participants. Shares are purchased at the net asset value next determined after the insurance company receives the premium payment in correct form. Initial and subsequent payments allocated to the fund are subject to the limits stated in the insurance contract prospectus issued by the insurance company.

The insurance companies redeem shares of the fund to make benefit or surrender payments under the terms of their contracts. Redemptions are processed on any day on which the NYSE is open and are priced at the fund's net asset value next determined after the insurance company receives a surrender request in acceptable form.

The funds have authorized certain insurance companies, financial intermediaries, or their designees to accept orders to buy or sell fund shares on their behalf. Generally, when insurance companies receive an order in correct form, the order is considered as being

placed with the fund and shares will be bought or sold at the net asset value next calculated after the order is received by the insurance company. The insurance company or financial intermediary must transmit the order to T. Rowe Price or its agent and pay for such shares in accordance with the agreement with T. Rowe Price, or the order may be canceled and the insurance company or financial intermediary could be held liable for the losses. If the fund does not have such an agreement in place with your insurance company or financial intermediary, T. Rowe Price or its agent must receive the request in correct form from your insurance company or financial intermediary by the close of the NYSE in order for your transaction to be priced at that business day's net asset value.

*Note:* The time at which transactions and shares are priced and the time until which orders are accepted may be changed in case of an emergency or if the NYSE closes at a time other than 4 p.m. ET. The funds reserve the right to not treat an unscheduled intraday disruption or closure in NYSE trading as a closure of the NYSE and still accept transactions and calculate their net asset value as of 4 p.m. ET.

---

## GENERAL POLICIES RELATING TO TRANSACTIONS

---

### Purchasing Shares

All initial and subsequent investments by insurance companies or financial intermediaries are typically made by bank wire or electronic payment. There is no assurance that the share price for the purchase will be the same day the wire or electronic payment was initiated. The Variable Insurance Portfolios do not require a particular minimum amount for initial or subsequent purchases. However, you should check with your insurance company to determine if a minimum applies to your investment. Purchases by financial intermediaries are typically initiated through the National Securities Clearing Corporation or by calling Client Account Management.

When authorized by the fund, certain financial institutions purchasing fund shares on behalf of customers through T. Rowe Price Client Account Management may place a purchase order unaccompanied by payment. Payment for these shares must be received by the time designated by the fund (not to exceed the period established for settlement under applicable regulations). If payment is not received by this time, the order may be canceled. The financial institution is responsible for any costs or losses incurred by the fund or T. Rowe Price if payment is delayed or not received.

**U.S. Dollars** All purchases must be paid for in U.S. dollars.

**Nonpayment** Purchases may be canceled for any orders that are not paid in full. The purchaser may be responsible for any losses or expenses incurred by the fund or its transfer agent, and the fund can redeem shares as reimbursement. The funds and their agents have the right to reject or cancel any purchase due to nonpayment.

### Redeeming Shares

Unless otherwise indicated, redemption proceeds will be sent via bank wire to the insurance company's or financial intermediary's designated bank. Redemptions are typically initiated through the National Securities Clearing Corporation or by calling Client Account Management. Normally, the fund transmits proceeds to insurance companies and financial intermediaries for redemption orders received in correct form on either the next business day or second business day after receipt of the order, depending on the arrangement with the insurance company or financial intermediary. You may want to contact your insurance company about procedures for receiving your redemption proceeds under your insurance contract.

Please note that certain purchase and redemption requests initiated through the National Securities Clearing Corporation may be rejected, and in such instances, the transaction must be placed by contacting Client Account Management.

**Large Redemptions** Large redemptions can adversely affect a portfolio manager's ability to implement a fund's investment strategy by causing the premature sale of securities that would otherwise be held longer. Therefore, the fund reserves the right (without prior notice) to redeem in-kind. In general, any redemptions in-kind will represent a pro-rata distribution of a fund's securities, subject to certain limited exceptions. The redeeming shareholder or account will be responsible for disposing of the securities, and the shareholder or account will be subject to the risks that the value of the securities could decline prior to their sale, the securities could be difficult to sell, and brokerage fees could be incurred. If a shareholder or account owner continues to hold the securities, he or she may be subject to any ownership restrictions imposed by the issuers. For example, real estate investment trusts often impose ownership restrictions on their equity securities.



**Delays in Sending Redemption Proceeds** The Variable Insurance Portfolios typically expect that redemption requests will be paid out to redeeming shareholders by the business day following the receipt of a redemption request that is in correct form. Proceeds sent by wire are typically credited to the insurance company's or financial intermediary's designated bank the next business day after the redemption. However, under certain circumstances, and when deemed to be in a fund's best interests, proceeds may not be sent for up to seven calendar days after receipt of a valid redemption order (for example, during periods of deteriorating or stressed market conditions or during extraordinary or emergency circumstances). In addition, under certain limited circumstances, the Board of Directors of a money market fund may elect to permanently suspend redemptions in order to facilitate an orderly liquidation of the money market fund (subject to any additional liquidation requirements).

### **Excessive and Short-Term Trading Policy**

Excessive transactions and short-term trading can be harmful to fund shareholders in various ways, such as disrupting a fund's portfolio management strategies, increasing a fund's trading and other costs, and negatively affecting its performance. Short-term traders in funds that invest in foreign securities may seek to take advantage of developments overseas that could lead to an anticipated difference between the price of the funds' shares and price movements in foreign markets. While there is no assurance that T. Rowe Price can prevent all excessive and short-term trading, the Boards of the T. Rowe Price Funds have adopted the following trading limits that are designed to deter such activity and protect the funds' shareholders. The funds may revise their trading limits and procedures at any time as the Boards deem necessary or appropriate to better detect short-term trading that may adversely affect the funds, to comply with applicable regulatory requirements, or to impose additional or alternative restrictions. The excessive and short-term trading policy for the T. Rowe Price Funds applies to contract holders notwithstanding any provisions in your insurance contract.

Subject to certain exceptions, each T. Rowe Price Fund restricts a shareholder's purchases (including through exchanges) into a fund account for a period of 30 calendar days after the shareholder has redeemed or exchanged out of that same fund account (the "30-Day Purchase Block"). The calendar day after the date of redemption is considered Day 1 for purposes of computing the period before another purchase may be made.

**General Exceptions** As of the date of this prospectus, the following types of transactions generally are not subject to the 30-Day Purchase Block (certain of these exceptions are not applicable to Variable Insurance Portfolios):

- Shares purchased or redeemed in money market funds and ultra short-term bond funds;
- Shares purchased or redeemed through a systematic purchase or withdrawal plan;
- Checkwriting redemptions from bond funds and money market funds;
- Shares purchased through the reinvestment of dividends or capital gain distributions;
- Shares redeemed automatically by a fund to pay fund fees or shareholder account fees;
- Transfers and changes of account registration within the same fund;
- Shares purchased by asset transfer or direct rollover;
- Shares purchased or redeemed through IRA conversions and recharacterizations;
- Shares redeemed to return an excess contribution from a retirement account;
- Transactions in Section 529 college savings plans;
- Certain transactions in defined benefit and nonqualified plans, subject to prior approval by T. Rowe Price;
- Shares converted from one share class to another share class in the same fund;
- Shares of T. Rowe Price Funds that are purchased by another T. Rowe Price Fund, including shares purchased by T. Rowe Price fund-of-funds products, and shares purchased by discretionary accounts managed by T. Rowe Price or one of its affiliates (please note that shareholders of the investing T. Rowe Price Fund are still subject to the policy);
- Transactions initiated by the trustee or adviser to a donor-advised charitable gift fund as approved by T. Rowe Price; and
- Transactions having a value of \$5,000 or less (insurance companies and financial intermediaries may apply the excessive and short-term trading policy to transactions of any amount).

Transactions in certain rebalancing, asset allocation, wrap, and other advisory programs, as well as non-T. Rowe Price fund-of-funds products, may also be exempt from the 30-Day Purchase Block, subject to prior written approval by T. Rowe Price.

In addition to restricting transactions in accordance with the 30-Day Purchase Block, T. Rowe Price may, in its discretion, reject (or instruct a financial intermediary or insurance company to reject) any purchase or exchange into a fund from a person (which includes individuals and entities) whose trading activity could disrupt the management of the fund or dilute the value of the fund's shares, including trading by persons acting collectively (for example, following the advice of a newsletter). Such persons may be barred, without prior notice, from further purchases of T. Rowe Price Funds for a period longer than 30 calendar days, or permanently.

**Omnibus Accounts** Financial intermediaries and insurance companies may maintain their underlying accounts directly with the fund, although they often establish an omnibus account (one account with the fund that represents multiple underlying shareholder accounts or underlying contract holder accounts) in the fund on behalf of their customers. When insurance companies establish omnibus accounts in the T. Rowe Price Funds, T. Rowe Price is not able to monitor the trading activity by underlying contract holders. However, T. Rowe Price monitors aggregate trading activity at the insurance company (omnibus account) level in an attempt to identify activity that indicates potential excessive or short-term trading. If it detects suspicious trading activity, T. Rowe Price will contact the insurance company and may request personal identifying information and transaction histories for some or all of the underlying contract holders. If T. Rowe Price believes that excessive or short-term trading has occurred and there is no exception for such trades under the funds' Excessive and Short-Term Trading Policy previously described, it will instruct the insurance company to impose restrictions to discourage such practices and take appropriate action with respect to the underlying contract holder, including restricting purchases for 30 calendar days or longer. There is no assurance that T. Rowe Price will be able to properly enforce its excessive and short-term trading policy for omnibus accounts. Because T. Rowe Price generally relies on financial intermediaries and insurance companies to provide information and impose restrictions for omnibus accounts, its ability to monitor and deter excessive trading will be dependent upon the financial intermediaries' and insurance companies' timely performance of their responsibilities.

T. Rowe Price may allow a financial intermediary or insurance company to maintain restrictions on trading in the T. Rowe Price Funds that differ from the 30-Day Purchase Block. An alternative excessive and short-term trading policy would be acceptable to T. Rowe Price if it believes that the policy would provide sufficient protection to the T. Rowe Price Funds and their shareholders that is consistent with the Excessive and Short-Term Trading Policy adopted by the funds' Boards.

The terms of your insurance contract may further restrict your ability to trade between investment options available under your contract. You should carefully review your insurance contract or consult with your insurance company directly to determine the trading policy, as well as any rules or conditions on transactions that will apply to your trades in the T. Rowe Price Funds and any other investment options available under your contract.

There is no guarantee that T. Rowe Price will be able to identify or prevent all excessive or short-term trades or trading practices.

#### **Responsibility for Unauthorized Transactions**

T. Rowe Price and its agents use procedures reasonably designed to confirm that telephone, electronic, and other instructions are genuine. These procedures include recording telephone calls, requiring personalized security codes or certain identifying information for inquiries and requests, and requiring Medallion signature guarantees for certain transactions and account changes. If T. Rowe Price and its agents follow these procedures, they are not responsible for any losses that may occur due to unauthorized instructions. In addition, you should verify the accuracy of transactions immediately after you receive confirmation of them and notify T. Rowe Price of any inaccuracies.

#### **Fund Operations and Shareholder Services**

T. Rowe Price and The Bank of New York Mellon, subject to the oversight of T. Rowe Price, each provide certain accounting services to the T. Rowe Price Funds. T. Rowe Price Services, Inc., acts as the transfer agent and dividend disbursing agent and provides shareholder and administrative services to the funds. These companies receive compensation from the funds for their services. These fees are included in a fund's financial statements.

---

### **INFORMATION ON DISTRIBUTIONS AND TAXES**

---

Each fund intends to qualify to be treated each year as a regulated investment company under Subchapter M of the Internal Revenue Code of 1986, as amended (Code). In order to qualify, a fund must satisfy certain income, diversification, and distribution requirements. A regulated investment company is not subject to U.S. federal income tax at the portfolio level on income and gains from investments that are distributed to shareholders. However, if a fund were to fail to qualify as a regulated investment company, and was ineligible to or otherwise did not cure such failure, the result would be fund-level taxation and, consequently, a reduction in income available for distribution to the fund's shareholders.

For a discussion of the tax status of your variable annuity contract, please refer to the insurance contract prospectus. Any tax forms applicable to your investment will be provided to you by your insurance company.

The policy of the funds is to distribute, to the extent possible, all net investment income and realized capital gains to their shareholders, which are the various insurance companies that have established separate accounts in connection with their issuance of

variable annuity and variable life insurance contracts. Any dividends from net investment income are declared daily and paid monthly for the Limited-Term Bond and Government Money Portfolios; declared and paid quarterly for the Equity Income, Equity Index 500, and Moderate Allocation Portfolios; and declared and paid annually for all other Variable Insurance Portfolios. Shares of the Limited-Term Bond and Government Money Portfolios will normally earn dividends through the date of redemption. The funds do not pay dividends in fractional cents. Any dividend amount earned for a particular day on all shares held that is one-half of one cent or greater (for example, \$0.016) will be rounded up to the next whole cent (\$0.02), and any amount that is less than one-half of one cent (for example, \$0.014) will be rounded down to the nearest whole cent (\$0.01). Please note that if the dividend payable on all shares held is less than one-half of one cent for a particular day, no dividend will be earned for that day.

If a fund has net capital gains for the year (after subtracting any capital losses), they are usually declared and paid in December. If a second distribution is necessary, it is generally paid the following year.

All fund distributions made to a separate account will be reinvested automatically in additional fund shares, unless a shareholder (separate account) elects to receive distributions in cash. Under current law, dividends and distributions made by the fund to separate accounts are generally not taxable to the separate accounts, the insurance company, or the contract holder, provided that the separate account meets the diversification requirements of Code Section 817(h) and other tax-related requirements are satisfied. Each of the Variable Insurance Funds intends to diversify its investments in the manner required under Code Section 817(h).

---

## **RIGHTS RESERVED BY THE FUNDS**

---

T. Rowe Price Funds and their agents, in their sole discretion, reserve the following rights: (1) to waive or lower investment minimums; (2) to accept initial purchases by telephone; (3) to refuse any purchase or exchange order; (4) to cancel or rescind any purchase or exchange order placed through a financial intermediary no later than the business day after the order is received by the financial intermediary (including, but not limited to, orders deemed to result in excessive trading, market timing, or 5% ownership); (5) to cease offering fund shares at any time to all or certain groups of investors; (6) to freeze any account and suspend account services when notice has been received of a dispute regarding the ownership of the account, or a legal claim against an account, upon initial notification to T. Rowe Price of a shareholder's death until T. Rowe Price receives required documentation in correct form, or if there is reason to believe a fraudulent transaction may occur; (7) to otherwise modify the conditions of purchase and modify or terminate any services at any time; (8) to waive any wire fees charged to a group of shareholders; (9) to act on instructions reasonably believed to be genuine; (10) to involuntarily redeem an account at the net asset value calculated the day the account is redeemed when permitted by law, including in cases of threatening conduct, suspected fraudulent or illegal activity, or if the fund or its agent is unable, through its procedures, to verify the identity of the person(s) or entity opening an account; and (11) for the money market funds, to suspend redemptions to facilitate an orderly liquidation.

In an effort to protect T. Rowe Price Funds from the possible adverse effects of a substantial redemption in a large account, as a matter of general policy, no contract holder or participant or group of contract holders or participants controlled by the same person or group of persons will knowingly be permitted to purchase in excess of 5% of the outstanding shares of the fund, except upon approval by the fund's management.

A Statement of Additional Information for the T. Rowe Price family of funds, which includes additional information about the funds, has been filed with the SEC and is incorporated by reference into this prospectus. Further information about fund investments, including a review of market conditions and the manager's recent investment strategies and their impact on performance during the past fiscal year, is available in the annual and semiannual shareholder reports. To obtain free copies of any of these documents, or for shareholder inquiries, contact your insurance company. Certain documents and updated performance information are available through [troweprice.com](http://troweprice.com).

Fund reports and other fund information are available on the EDGAR Database on the SEC's internet site at [sec.gov](http://sec.gov). Copies of this information may be obtained, after paying a duplicating fee, by electronic request at [publicinfo@sec.gov](mailto:publicinfo@sec.gov).

**T.RowePrice®**

1940 Act File No. 811-07145  
E301-040 5/1/22



**PROSPECTUS**

May 1, 2022

T. ROWE PRICE

# Mid-Cap Growth Portfolio

Mid-Cap Growth Portfolio

Mid-Cap Growth Portfolio—II Class

The fund is only available as an investment option for variable annuity and variable life insurance contracts.

The Securities and Exchange Commission (SEC) has not approved or disapproved these securities or passed upon the adequacy of this prospectus. Any representation to the contrary is a criminal offense.

---

## Table of Contents

|          |  |    |
|----------|--|----|
| <b>1</b> | <b>SUMMARY</b>   |    |
|          | Mid-Cap Growth Portfolio   | 1  |
| <b>2</b> | <b>MORE ABOUT THE FUND</b>   |    |
|          | Management of the Fund   | 5  |
|          | More Information About the Fund's Investment Objective(s), Strategies, and Risks | 6  |
|          | Portfolio Turnover   | 10 |
|          | Financial Highlights   | 10 |
|          | Disclosure of Fund Portfolio Information   | 11 |
| <b>3</b> | <b>T. ROWE PRICE ACCOUNT INFORMATION</b>   |    |
|          | Investing in T. Rowe Price Variable Insurance Portfolios                         | 12 |
|          | Distribution and Shareholder Servicing Fees                                      | 12 |
|          | Pricing of Shares and Transactions   | 12 |
|          | General Policies Relating to Transactions  | 14 |
|          | Information on Distributions and Taxes   | 16 |
|          | Rights Reserved by the Funds   | 17 |

**Investment Objective(s)**

The fund seeks to provide long-term capital appreciation by investing in mid-cap stocks with potential for above-average earnings growth.

**Fees and Expenses**

This table describes the fees and expenses that you may pay if you buy, hold, and sell shares of the fund. **There may be additional expenses that apply, as described in your insurance contract prospectus, which are not reflected in the table or the example below.**

**Fees and Expenses of the Fund**

|   | Portfolio                | Portfolio—II Class       |
|---|--------------------------|--------------------------|
| <b>Annual fund operating expenses<br/>(expenses that you pay each year as a<br/>percentage of the value of your investment)</b> |                          |                          |
| Management fees   | 0.85 % <sup>a</sup>      | 0.85 % <sup>a</sup>      |
| Distribution and service (12b-1) fees   | —                        | 0.25                     |
| Other expenses  | —                        | —                        |
| Total annual fund operating expenses  | 0.85                     | 1.10                     |
| Fee waiver/expense reimbursement  | (0.01 ) <sup>a</sup>     | (0.01 ) <sup>a</sup>     |
| <b>Total annual fund operating expenses after<br/>fee waiver/expense reimbursement</b>  | <b>0.84 <sup>a</sup></b> | <b>1.09 <sup>a</sup></b> |

<sup>a</sup> T. Rowe Price Associates, Inc., has contractually agreed (at least through April 30, 2023) to waive a portion of the fund's management fees in order to limit the fund's management fees to 0.84% of the fund's average daily net assets. Thereafter, this agreement will automatically renew for one-year terms unless terminated or modified by the fund's Board of Directors. Fees waived and expenses paid under this agreement are not subject to reimbursement to T. Rowe Price Associates, Inc., by the fund.

**Example** This example is intended to help you compare the cost of investing in the fund with the cost of investing in other mutual funds. The example assumes that you invest \$10,000 in the fund for the time periods indicated and then redeem all of your shares at the end of those periods, that your investment has a 5% return each year, and that the fund's operating expenses remain the same. The example also assumes that any current expense limitation arrangement remains in place for the period noted in the previous table; therefore, the figures have been adjusted to reflect fee waivers or expense reimbursements only in the periods for which the expense limitation arrangement is expected to continue. Although your actual costs may be higher or lower, based on these assumptions your costs would be:

|                           | 1 Year | 3 Years | 5 Years | 10 Years |
|---------------------------|--------|---------|---------|----------|
| <b>Portfolio</b>          | \$ 86  | \$ 270  | \$ 470  | \$ 1,048 |
| <b>Portfolio—II Class</b> | 111    | \$ 349  | \$ 606  | \$ 1,341 |

**Portfolio Turnover** The fund pays transaction costs, such as commissions, when it buys and sells securities (or "turns over" its portfolio). A higher portfolio turnover rate may indicate higher transaction costs and may result in higher taxes when the fund's shares are held in a taxable account. These costs, which are not reflected in annual fund operating expenses or in the example, affect the fund's performance. During the most recent fiscal year, the fund's portfolio turnover rate was 18.8% of the average value of its portfolio.

**Investments, Risks, and Performance****Principal Investment Strategies**

The fund will normally invest at least 80% of its net assets (including any borrowings for investment purposes) in a diversified portfolio of common stocks of mid-cap companies whose earnings T. Rowe Price expects to grow at a faster rate than the average company.

The fund defines mid-cap companies as those whose market capitalization (number of shares outstanding multiplied by share price) falls within the range of either the S&P MidCap 400<sup>®</sup> Index or the Russell Midcap<sup>®</sup> Growth Index. As of December 31, 2021, the market capitalization ranges for the S&P MidCap 400<sup>®</sup> Index and the Russell Midcap<sup>®</sup> Growth Index were approximately \$1.74 billion to \$33.68 billion, and \$1.22 billion to \$58.76 billion, respectively. The market capitalization of the companies in the fund's

portfolio and the S&P and Russell indices changes over time; the fund will not automatically sell or cease to purchase stock of a company it holds just because the company's market capitalization grows or falls outside these index ranges.

As "growth" investors, the fund's manager believes that when a company's earnings grow faster than both inflation and the overall economy, the market will eventually reward it with a higher stock price.

In selecting investments, we generally favor companies with one or more of the following:

- proven products or services;
- a record of above-average earnings growth;
- demonstrated potential to sustain earnings growth;
- connection to an industry experiencing increasing demand; or
- stock prices that appear to undervalue their growth prospects.

The fund's investments may include holdings in privately held companies and companies that only recently began to trade publicly.

### **Principal Risks**

As with any fund, there is no guarantee that the fund will achieve its objective(s). The fund's share price fluctuates, which means you could lose money by investing in the fund. The principal risks of investing in this fund, which may be even greater in bad or uncertain market conditions, are summarized as follows:

**Mid-cap stocks** Investments in securities issued by mid-cap companies are likely to be more volatile than investments in securities issued by larger companies. Medium-sized companies may have less seasoned management, narrower product lines, and less capital reserves and liquidity than larger companies, and are therefore more sensitive to economic, market, and industry changes.

**Growth investing** The fund's growth approach to investing could cause it to underperform other stock funds that employ a different investment style. Growth stocks tend to be more volatile than certain other types of stocks, and their prices may fluctuate more dramatically than the overall stock market. A stock with growth characteristics can have sharp price declines due to decreases in current or expected earnings and may lack dividends that can help cushion its share price in a declining market.

**Stock investing** Stocks generally fluctuate in value more than bonds and may decline significantly over short time periods. There is a chance that stock prices overall will decline because stock markets tend to move in cycles, with periods of rising and falling prices. The value of stocks held by the fund may decline due to general weakness or volatility in the stock markets in which the fund invests or because of factors that affect a particular company or industry.

**Market conditions** The value of the fund's investments may decrease, sometimes rapidly or unexpectedly, due to factors affecting an issuer held by the fund, particular industries, or the overall securities markets. A variety of factors can increase the volatility of the fund's holdings and markets generally, including political or regulatory developments, recessions, inflation, rapid interest rate changes, war, military conflict, or acts of terrorism, natural disasters, and outbreaks of infectious illnesses or other widespread public health issues such as the coronavirus pandemic and related governmental and public responses (including sanctions). Certain events may cause instability across global markets, including reduced liquidity and disruptions in trading markets, while some events may affect certain geographic regions, countries, sectors, and industries more significantly than others. Government intervention in markets may impact interest rates, market volatility, and security pricing. These adverse developments may cause broad declines in market value due to short-term market movements or for significantly longer periods during more prolonged market downturns.

**Sector exposure** At times, the fund may have a significant portion of its assets invested in securities of issuers conducting business in a broadly related group of industries within the same economic sector. Issuers in the same economic sector may be similarly affected by economic or market events, making the fund more vulnerable to unfavorable developments in that economic sector than funds that invest more broadly.

**Private placements and IPOs** Investments in the stocks of privately held companies and in companies that only recently began to publicly trade, such as initial public offerings or IPOs, involve greater risks than investments in stocks of companies that have traded publicly on an exchange for extended time periods. There is significantly less information available about these companies' business models, quality of management, earnings growth potential, and other criteria that are normally considered when evaluating the investment prospects of a company. Private placements and other restricted securities held by the fund are typically considered to be illiquid and tend to be difficult to value since there are no market prices and less overall financial information available. The adviser evaluates a variety of factors when assigning a value to these holdings, but the determination involves some degree of subjectivity and the value assigned for the fund may differ from the value assigned by other mutual funds holding the same security.



**Liquidity** A particular investment or an entire market segment may become less liquid or even illiquid, sometimes abruptly, which could limit the fund's ability to purchase or sell holdings in a timely manner at a desired price. An inability to sell a portfolio holding can adversely affect the fund's overall value or prevent the fund from being able to take advantage of other investment opportunities. Liquidity risk may be magnified during periods of substantial market volatility and unexpected episodes of illiquidity may limit the fund's ability to pay redemption proceeds without selling holdings at an unfavorable time or at a suitable price. Large redemptions may also have a negative impact on the fund's overall liquidity.

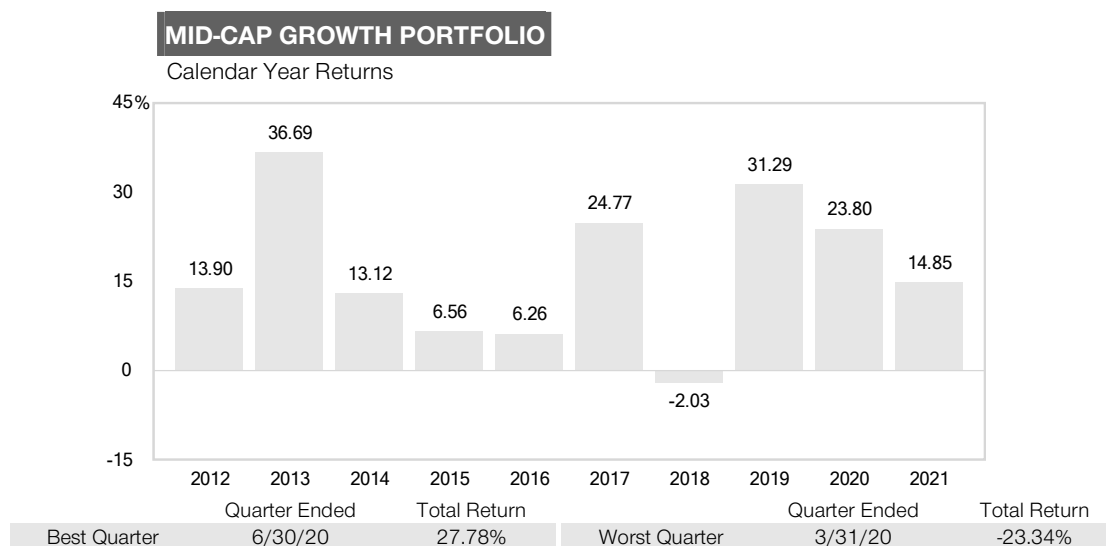
**Active management** The fund's overall investment program and holdings selected by the fund's investment adviser may underperform the broad markets, relevant indices, or other funds with similar objectives and investment strategies.

**Cybersecurity breaches** The fund could be harmed by intentional cyberattacks and other cybersecurity breaches, including unauthorized access to the fund's assets, customer data and confidential shareholder information, or other proprietary information. In addition, a cybersecurity breach could cause one of the fund's service providers or financial intermediaries to suffer unauthorized data access, data corruption, or loss of operational functionality.

## Performance

The following performance information provides some indication of the risks of investing in the fund. The fund's performance information represents only past performance and is not necessarily an indication of future results.

The following bar chart illustrates how much returns can differ from year to year by showing calendar year returns and the best and worst calendar quarter returns during those years for the fund's Portfolio Class. Returns for other share classes vary since they have different expenses.



The following table shows the average annual total returns for the fund, and also compares the returns with the returns of a relevant broad-based market index, as well as with the returns of one or more comparative indexes that have investment characteristics similar to those of the fund, if applicable.

## Average Annual Total Returns

|   | Periods ended<br>December 31, 2021 |         |          | Inception<br>date |
|---|------------------------------------|---------|----------|-------------------|
|   | 1 Year                             | 5 Years | 10 Years |                   |
| <b>Portfolio</b>  | 14.85 %                            | 17.94 % | 16.36 %  | <b>12/31/1996</b> |
| <b>Portfolio—II Class</b>   | 14.57                              | 17.64   | 16.07    | <b>04/30/2002</b> |
| Russell Midcap® Growth Index (reflects no deduction for fees, expenses, or taxes) | 12.73                              | 19.83   | 16.63    |                   |
| Lipper Variable Annuity Underlying Mid-Cap Growth Funds Average                   | 13.32                              | 19.96   | 15.78    |                   |

Updated performance information is available through [troweprice.com](http://troweprice.com).

### Management

**Investment Adviser** T. Rowe Price Associates, Inc. (T. Rowe Price or Price Associates)

**Investment Subadviser** T. Rowe Price Investment Management, Inc. (Price Investment Management)

| Portfolio Manager   | Title                                  | Managed Fund Since | Joined Investment Adviser |
|---------------------|--|--------------------|---------------------------|
| Brian W.H. Berghuis | Chair of Investment Advisory Committee | 1996               | 1985                      |

### Purchase and Sale of Fund Shares

The fund is not sold directly to the general public but is instead offered as an underlying investment option for variable annuity or variable life insurance contracts. Although the fund does not require a minimum amount for initial or subsequent purchases from insurance companies, your insurance company may impose investment minimums for your purchases of the fund.

You may purchase, redeem, or exchange shares of the fund on any day the New York Stock Exchange is open for business. You must purchase, redeem, and exchange shares through your insurance company.

### Tax Information

The fund distributes any dividends and capital gains to its shareholders, which are the insurance company separate accounts that sponsor your variable annuity or variable life insurance contract. Variable product owners seeking to understand the tax consequences of their investment, including redemptions of fund shares and the impact of dividend and capital gains distributions by the fund, should consult with the insurance company that issued their variable product or refer to their variable annuity or variable life insurance contract prospectus.

### Payments to Insurance Companies, Broker-Dealers, and Other Financial Intermediaries

The fund is generally available only through variable annuity or variable life insurance contracts. The fund and/or its related companies may make payments to a sponsoring insurance company or other financial intermediary for the sale of fund shares and related services. These payments may create a conflict of interest by influencing the insurance company or other financial intermediary to recommend the fund over another investment option or by influencing an insurance company to include the fund as an underlying investment option in a variable contract. The prospectus (or other offering document) for your variable contract may contain additional information about these payments. Ask your insurance company or financial intermediary, or visit your insurance company's or financial intermediary's website, for more information.

**MANAGEMENT OF THE FUND**

---

**Investment Adviser(s)**

T. Rowe Price is the fund's investment adviser and oversees the selection of the fund's investments and management of the fund's portfolio pursuant to an investment management agreement between the investment adviser and the fund. T. Rowe Price is the investment adviser for all funds sponsored and managed by T. Rowe Price (T. Rowe Price Funds); is an SEC-registered investment adviser that provides investment management services to individual and institutional investors and sponsors; and serves as adviser and subadviser to registered investment companies, institutional separate accounts, and common trust funds. The address for T. Rowe Price is 100 East Pratt Street, Baltimore, Maryland 21202. As of December 31, 2021, T. Rowe Price and its affiliates (Firm) had approximately \$1.69 trillion in assets under management and provided investment management services for more than 6.4 million individual and institutional investor accounts.

T. Rowe Price entered into a subadvisory agreement with Price Investment Management under which Price Investment Management is authorized to trade securities and make discretionary investment and voting decisions with respect to all or a portion of the fund's portfolio. Price Investment Management is an SEC-registered investment adviser that provides investment management services to individual and institutional investors and sponsors; and serves as adviser and subadviser to registered investment companies, institutional separate accounts, and common trust funds. Price Investment Management is a subsidiary of T. Rowe Price and its address is 100 East Pratt Street, Baltimore, Maryland 21202.

**Portfolio Management**

T. Rowe Price has established an Investment Advisory Committee with respect to the fund. The committee chair is ultimately responsible for the day-to-day management of the fund's portfolio and works with the committee in developing and executing the fund's investment program. The members of the committee are as follows: Brian W.H. Berghuis, chair, Francisco Alonso, Donald J. Easley, Peter (Matt) Mahon, Rekha Marda, Brad Moldin, Rohit Pandey, Simon Paterson, Emily Scudder, Nathan Segal, John F. Wakeman, Jon Davis Wood, Ashley R. Woodruff, and Nina Xu. The following information provides the year that the chair first joined the Firm and the chair's specific business experience during the past five years (although the chair may have had portfolio management responsibilities for a longer period). Mr. Berghuis has been chair of the committee since the fund's inception in 1996. He joined the Firm in 1985, and his investment experience dates from 1983. He has served as a portfolio manager with the Firm throughout the past five years. The Statement of Additional Information (SAI) provides additional information about the portfolio manager's compensation, other accounts managed by the portfolio manager, and the portfolio manager's ownership of the fund's shares.

**The Management Fee**

The fund pays the investment adviser an annual all-inclusive management fee of 0.85% based on the fund's average daily net assets. The management fee is calculated and accrued daily, and it includes investment management services and ordinary, recurring operating expenses but does not cover interest; expenses related to borrowings, taxes, brokerage, and other transaction costs; or nonrecurring, extraordinary expenses.

A discussion about the factors considered by the fund's Board of Directors (Board) and its conclusions in approving the fund's investment management agreement (and any subadvisory agreement, if applicable) appear in the fund's shareholder reports for the periods ended June 30 and December 31.

**Variable Annuity Contracts and Variable Life Insurance Charges**

Variable annuity and variable life insurance fees and charges imposed on contract holders and participants by the insurance companies are in addition to those described previously and are described in the variable annuity contract and variable life insurance prospectuses.

**Variable Annuity Contracts and Variable Life Insurance Conflicts**

The fund may serve as an investment medium for both variable annuity contracts and variable life insurance policies. Shares of the fund may be offered to separate accounts established by any number of insurance companies. The fund currently does not foresee any disadvantages to variable annuity contract owners due to the fact that the fund may serve as an investment medium for both variable

annuity contracts and variable life insurance policies; however, due to differences in tax treatment or other considerations, it is theoretically possible that the interests of owners of variable annuity contracts and variable life insurance policies for which the fund serves as an investment medium might at some time be in conflict. The fund's Board is required to monitor events to identify any material conflicts between variable annuity contract owners and variable life policy owners, and will determine what action, if any, should be taken in the event of such a conflict. If such a conflict were to occur, an insurance company participating in the fund might be required to redeem the investment of one or more of its separate accounts from the fund. This might force the fund to sell securities at disadvantageous prices.

---

## **MORE INFORMATION ABOUT THE FUND'S INVESTMENT OBJECTIVE(S), STRATEGIES, AND RISKS**

---

### **Investment Objective(s)**

The fund seeks to provide long-term capital appreciation by investing in mid-cap stocks with potential for above-average earnings growth.

### **Principal Investment Strategies**

The fund will normally invest at least 80% of its net assets (including any borrowings for investment purposes) in a diversified portfolio of common stocks of mid-cap companies whose earnings T. Rowe Price expects to grow at a faster rate than the average company, as a policy. Shareholders will receive at least 60 days' prior notice of a change in the policy.

The fund defines mid-cap companies as those whose market capitalization (number of shares outstanding multiplied by share price) falls within the range of either the S&P MidCap 400<sup>®</sup> Index or the Russell Midcap<sup>®</sup> Growth Index. As of December 31, 2021, the market capitalization ranges for the S&P MidCap 400<sup>®</sup> Index and the Russell Midcap<sup>®</sup> Growth Index were approximately \$1.74 billion to \$33.68 billion, and \$1.22 billion to \$58.76 billion, respectively. The market capitalization of the companies in the fund's portfolio and the S&P and Russell indices changes over time; the fund will not automatically sell or cease to purchase stock of a company it holds just because the company's market capitalization grows or falls outside these index ranges.

Mid-cap companies are often in the earlier phase of their life cycles, but are no longer considered new or emerging. By being more focused in their business activities, these companies may be more responsive and better able to adapt to the changing needs of their markets than larger companies. Mid-cap companies also tend to have greater resources, and therefore generally represent less risk, than small companies. They are usually mature enough to have established organizational structures and the depth of management needed to expand their operations. In addition, they generally have sufficient financial resources and access to capital to finance their growth.

As "growth" investors, the fund's manager believes that when a company's earnings grow faster than both inflation and the overall economy, the market will eventually reward it with a higher stock price.

In selecting investments, we generally favor companies with one or more of the following:

- proven products or services;
- a record of above-average earnings growth;
- demonstrated potential to sustain earnings growth;
- connection to an industry experiencing increasing demand; or
- stock prices that appear to undervalue their growth prospects.

While most assets will typically be invested in U.S. common stocks, the fund may invest in foreign stocks in keeping with its objective(s).

The fund may invest in companies through initial public offerings and non-public offerings, known as private placements, which are exempt from registration under the federal securities laws and are only sold to certain investors meeting predefined criteria. These offerings can be a key source of capital for businesses, especially small or start-up companies. The offering document for a private placement specifies the terms of the offering, including the amount of money to be raised and the type of investor that can be solicited to participate in the offering, but contains more limited information on the company when compared to a public offering.

The Firm integrates environmental, social, and governance (ESG) factors into its investment research process when applicable. While ESG matters vary widely, we generally consider ESG to mean: Environmental or "E" matters, such as climate change, resource depletion, waste, pollution, or deforestation; Social or "S" matters, such as companies' relationships with their employees and

suppliers, including labor standards, diversity, and human rights issues; and Governance or “G” matters, such as shareholder rights, bribery and corruption, executive pay, and board composition. We focus on the ESG factors we consider most likely to have a material impact on the performance of the holdings in the fund’s portfolio.

In pursuing its investment objective(s), the fund has the discretion to deviate from its normal investment criteria. These situations might arise when the adviser believes a security could increase in value for a variety of reasons, including an extraordinary corporate event, a new product introduction or innovation, a favorable competitive development, or a change in management.

The fund may sell securities for a variety of reasons, including to realize gains, limit losses, or redeploy assets into more promising opportunities.

The fund invests in the following types of securities or assets:

### **Common and Preferred Stocks**

Stocks represent shares of ownership in a company. Generally, preferred stocks have a specified dividend rate and rank after bonds and before common stocks in their claim on income for dividend payments and on assets should the company be liquidated. After other claims are satisfied, common stockholders participate in company profits on a pro-rata basis and profits may be paid out in dividends or reinvested in the company to help it grow. Increases and decreases in earnings are usually reflected in a company’s stock price, so common stocks generally have the greatest appreciation and depreciation potential of all corporate securities. Unlike common stock, preferred stock does not ordinarily carry voting rights. While most preferred stocks pay a dividend, the fund may decide to purchase preferred stock where the issuer has suspended, or is in danger of suspending, payment of its dividend.

### **Principal Risks**

The principal risks associated with the fund’s principal investment strategies, which may be even greater in bad or uncertain market conditions, include the following:

**Mid-cap stocks** Stocks of mid-cap companies generally entail greater risk and are usually more volatile than stocks of larger companies. In comparison to larger companies, mid-cap companies tend to have less seasoned management, narrower product lines, and less capital reserves and liquidity and are therefore more sensitive to economic, market, and industry changes. However, by being more focused in their business activities, mid-cap companies may at times be more responsive and better able to adapt to the changing needs of their markets than larger companies. Mid-cap companies also tend to have greater resources, and therefore represent less risk, than small companies. They are usually mature enough to have established organizational structures and the depth of management needed to expand their operations. In addition, they generally have sufficient financial resources and access to capital to finance their growth.

**Growth investing** Different investment styles tend to shift into and out of favor depending on market conditions and investor sentiment. Growth stocks tend to be more volatile than other types of stocks, and their prices tend to fluctuate more dramatically than the overall stock markets. Growth stocks are typically priced higher than other stocks because investors believe they have more growth potential, which may or may not be realized. Since these companies usually invest a high portion of earnings in their businesses, they may lack the dividends that can cushion stock prices in a falling market. In addition, earnings disappointments often lead to sharply falling prices for growth stocks.

**Stock investing** The fund’s share price can fall because of weakness in the overall stock markets, a particular industry, or specific holdings. Stock markets as a whole can be volatile and decline for many reasons, such as adverse local, political, regulatory, or economic developments; changes in investor psychology; or heavy institutional selling at the same time by major institutional investors in the market. The prospects for an industry or company may deteriorate because of a variety of factors, including disappointing earnings or changes in the competitive environment. In addition, the adviser’s assessment of companies whose stocks are held by the fund may prove incorrect, resulting in losses or poor performance, even in rising markets. In the event an issuer is liquidated or declares bankruptcy, the claims of owners of the issuer’s bonds and preferred stock take precedence over the claims of those who own common stock.

**Market conditions** The value of investments held by the fund may decline, sometimes rapidly or unpredictably, due to factors affecting certain issuers, particular industries or sectors, or the overall markets. Rapid or unexpected changes in market conditions could cause the fund to liquidate its holdings at inopportune times or at a loss or depressed value. The value of a particular holding may decrease due to developments related to that issuer but also due to general market conditions, including real or perceived economic developments, such as changes in interest rates, credit quality, inflation, or currency rates, or generally adverse investor sentiment. The value of a holding may also decline due to factors that negatively affect a particular industry or sector, such as labor shortages, increased production costs, or competitive conditions. In addition, local, regional, or global events such as war, military

conflict, acts of terrorism, political and social unrest, regulatory changes, recessions, shifts in monetary or trade policies, natural or environmental disasters, and the spread of infectious diseases or other public health issues could have a significant negative impact on securities markets and the fund's investments. Any of these events may lead to unexpected suspensions or closures of securities exchanges; travel restrictions or quarantines; business disruptions and closures; inability to obtain raw materials, supplies and component parts; reduced or disrupted operations for the fund's service providers or issuers in which the fund invests; and an extended adverse impact on global market conditions. Government intervention in markets may impact interest rates, market volatility, and security pricing. The occurrence, reoccurrence, and uncertainty of widespread diseases and health crises could adversely affect the economies (including through changes in business activity and increased unemployment) and financial markets of specific countries or worldwide.

**Sector exposure** At times, the fund may have a significant portion of its assets invested in securities of issuers conducting business in a related group of industries within the same economic sector. Issuers within the same economic sector may be similarly affected by specific market events impacting that sector. As a result, the fund is more susceptible to adverse developments affecting an economic sector in which the fund has significant investments and may perform poorly during a downturn in one or more of the industries within that economic sector.

**Private placements and IPOs** Private placement securities are considered to be restricted securities since they cannot be resold without registration or an exemption from registration, features that make them difficult to sell and may negatively impact the price at which they can be ultimately sold. In addition, the issuer typically does not have an obligation to provide liquidity to investors by buying the securities back when the investor wants to sell. Since the offering is not registered with the SEC, investors in a private placement have less protection under the federal securities laws against improper practices than investors in registered securities.

Many private placement securities are issued by companies that are not required to file periodic financial reports, leading to challenges in evaluating the company's overall business prospects and gauging how the investment is likely to perform over time. The more limited financial information and lack of publicly available prices require the fund to determine a fair value for such investments. The fair value prices for the fund's private placements are based on a variety of factors and are reviewed on a regular basis and updated as additional information becomes available. However, the fair valuation process involves a significant amount of judgment and the fair value prices determined for the fund could differ from those of other market participants. An initial public offering, which marks the debut of a company's stock on a public stock exchange, results in greater available financing for the company and more information available to evaluate the company's investment prospects. However, these companies that only recently began to publicly trade tend to have limited products and customers, may not be fully prepared for the additional oversight and regulation that results, and do not have a trading history to assess how the stock has behaved during various market cycles.

**Liquidity** A particular investment or an entire market segment may become less liquid or even illiquid, sometimes abruptly, which can adversely affect the fund's overall value and its ability to limit losses. Less liquid or illiquid investments can be more difficult to purchase or sell at an advantageous price or time, and there is an increased risk that the investment may not be sold for the price at which the fund is valuing it. Market prices of holdings with reduced liquidity may be volatile and an inability to sell a portfolio holding can adversely affect the fund's value or prevent the fund from being able to take advantage of other investment opportunities. Liquidity risk may be magnified during periods of substantial market volatility due to higher than normal redemption rates. Unexpected episodes of illiquidity may limit the fund's ability to pay redemption proceeds within the allowable time period. Large redemptions by one or more shareholders owning a significant percentage of the fund's assets may also have a negative impact on the fund's overall liquidity. To meet redemption requests during periods of illiquidity, the fund may be forced to sell securities at an unfavorable time and/or under unfavorable conditions.

**Active management** The investment adviser's judgments about the attractiveness, value, or potential appreciation of the fund's investments may prove to be incorrect. The fund could underperform other funds with a similar benchmark or similar investment program if the fund's investment selections or overall strategies fail to produce the intended results. Regulatory, tax, or other developments may affect the investment strategies available to a portfolio manager, which could adversely affect the ability to implement the fund's overall investment program and achieve the fund's investment objective(s).

**Cybersecurity breaches** The fund may be subject to operational and information security risks resulting from breaches in cybersecurity. Cybersecurity breaches may involve deliberate attacks and unauthorized access to the digital information systems (for example, through "hacking" or malicious software coding) used by the fund or its third-party service providers but may also result from outside attacks such as denial-of-service attacks, which are efforts to make network services unavailable to intended users. These breaches may, among other things, result in financial losses to the fund and its shareholders, cause the fund to lose proprietary information, disrupt business operations, or result in the unauthorized release of confidential information. Further, cybersecurity

breaches involving the fund's third-party service providers, financial intermediaries, trading counterparties, or issuers in which the fund invests could subject the fund to many of the same risks associated with direct breaches.

### **Additional Investment Management Practices**

The SAI contains more detailed information about the fund and its investments, operations, and expenses. The fund's investments may be subject to further restrictions and risks described in the SAI.

### **Temporary Defensive Position**

In order to respond to adverse market, economic, or political conditions, or to provide flexibility in meeting redemptions, paying expenses, managing cash flows into the fund, and responding to periods of unusual market volatility, the fund may assume a temporary defensive position that is inconsistent with its principal investment objective(s) and/or strategies.

### **Reserve Position**

A certain portion of the fund's assets may be held in reserves. The fund's reserve positions will typically consist of: (1) shares of a T. Rowe Price internal money market fund or short-term bond fund (which do not charge any management fees and are not available for public purchase); (2) short-term, high-quality U.S. and non-U.S. dollar-denominated money market securities, including repurchase agreements; and (3) U.S. dollar or non-U.S. dollar currencies. If the fund has significant holdings in reserves, it could compromise its ability to achieve its objective(s). Non-U.S. dollar reserves are subject to currency risk.

### **Borrowing Money and Transferring Assets**

The fund may borrow from banks, other persons, and other T. Rowe Price Funds for temporary or emergency purposes, to facilitate redemption requests, or for other purposes consistent with the fund's policies as set forth in this prospectus and the SAI. Such borrowings may be collateralized with the fund's assets, subject to certain restrictions.

Borrowings may not exceed 33⅓% of the fund's total assets. This limitation includes any borrowings for temporary or emergency purposes, applies at the time of the transaction, and continues to the extent required by the Investment Company Act of 1940.

### **Meeting Redemption Requests**

We expect that the fund will hold cash or cash equivalents to meet redemption requests. The fund may also use the proceeds from the sale of portfolio securities to meet redemption requests if consistent with the management of the fund. These redemption methods will be used regularly and may also be used in deteriorating or stressed market conditions. The fund reserves the right to pay redemption proceeds with securities from the fund's portfolio rather than in cash (redemptions in-kind), as described under "Large Redemptions." Redemptions in-kind are typically used to meet redemption requests that represent a large percentage of the fund's net assets in order to minimize the effect of large redemptions on the fund and its remaining shareholders. In general, any redemptions in-kind will represent a pro-rata distribution of the fund's securities, subject to certain limited exceptions. Redemptions in-kind may be used regularly in circumstances as described above (generally if the shareholder is able to accept securities in-kind) and may also be used in stressed market conditions.

The fund, along with other T. Rowe Price Funds, is a party to an interfund lending exemptive order received from the SEC that permits the T. Rowe Price Funds to borrow money from and/or lend money to other T. Rowe Price Funds to help the funds meet short-term redemptions and liquidity needs.

During periods of deteriorating or stressed market conditions, when an increased portion of the fund's portfolio may be composed of holdings with reduced liquidity or lengthy settlement periods, or during extraordinary or emergency circumstances, the fund may be more likely to pay redemption proceeds with cash obtained through interfund lending or short-term borrowing arrangements (if available) or by redeeming a large redemption request in-kind.

### **Lending of Portfolio Securities**

The fund may lend its securities to broker-dealers, other institutions, or other persons to earn additional income. Risks include the potential insolvency of the broker-dealer or other borrower that could result in delays in recovering securities and capital losses. Additionally, losses could result from the reinvestment of collateral received on loaned securities in investments that decline in value, default, or do not perform as well as expected. Cash collateral from securities lending is invested in a T. Rowe Price short-term bond or money market fund.

## PORTFOLIO TURNOVER

Turnover is an indication of frequency of trading. Each time the fund purchases or sells a security, it incurs a cost. This cost is reflected in the fund's net asset value but not in its operating expenses. The higher the turnover rate, the higher the transaction costs and the greater the impact on the fund's total return. Higher turnover can also increase the possibility of taxable capital gain distributions. The fund's portfolio turnover rates are shown in the Financial Highlights tables.

## FINANCIAL HIGHLIGHTS

The Financial Highlights tables, which provide information about each class' financial history, are based on a single share outstanding throughout the periods shown. The tables are part of the fund's financial statements, which are included in its annual report and are incorporated by reference into the SAI (available upon request). The financial statements in the annual report were audited by the fund's independent registered public accounting firm, PricewaterhouseCoopers LLP.

### FINANCIAL HIGHLIGHTS

For a share outstanding throughout each period

#### Mid-Cap Growth Portfolio Class

|  | Year<br>Ended<br>12/31/21 | 12/31/20 | 12/31/19 | 12/31/18 | 12/31/17 |
|--|---------------------------|----------|----------|----------|----------|
| <b>NET ASSET VALUE</b>                         |                           |          |          |          |          |
| Beginning of period                            | \$ 33.47                  | \$ 28.88 | \$ 23.70 | \$ 28.25 | \$ 25.57 |
| Investment activities                          |                           |          |          |          |          |
| Net investment income (loss) <sup>(1)(2)</sup> | (0.14)                    | (0.05)   | 0.03     | 0.01     | (0.04)   |
| Net realized and unrealized gain/ loss         | 4.98                      | 6.92     | 7.36     | (0.54)   | 6.39     |
| Total from investment activities               | 4.84                      | 6.87     | 7.39     | (0.53)   | 6.35     |
| Distributions                                  |                           |          |          |          |          |
| Net investment income                          | —                         | —        | (0.04)   | —        | —        |
| Net realized gain                              | (3.84)                    | (2.28)   | (2.17)   | (4.02)   | (3.67)   |
| Total distributions                            | (3.84)                    | (2.28)   | (2.21)   | (4.02)   | (3.67)   |
| <b>NET ASSET VALUE</b>                         |                           |          |          |          |          |
| End of period                                  | \$ 34.47                  | \$ 33.47 | \$ 28.88 | \$ 23.70 | \$ 28.25 |

#### Ratios/Supplemental Data

|   |               |               |               |                |               |
|---|---------------|---------------|---------------|----------------|---------------|
| <b>Total return<sup>(2)(3)</sup></b>  | <b>14.85%</b> | <b>23.80%</b> | <b>31.29%</b> | <b>(2.03)%</b> | <b>24.77%</b> |
| Ratios to average net assets: <sup>(2)</sup>                                  |               |               |               |                |               |
| Gross expenses before waivers/<br>payments by Price Associates <sup>(4)</sup> | 0.85%         | 0.85%         | 0.85%         | 0.85%          | 0.85%         |
| Net expenses after waivers/<br>payments by Price Associates                   | 0.84%         | 0.84%         | 0.84%         | 0.85%          | 0.85%         |
| Net investment income (loss)  | (0.39)%       | (0.18)%       | 0.12%         | 0.05%          | (0.13)%       |
| Portfolio turnover rate   | 18.8%         | 26.1%         | 22.1%         | 24.6%          | 24.7%         |
| Net assets, end of period (in thousands)                                      | \$ 576,739    | \$ 536,629    | \$ 474,038    | \$ 379,884     | \$ 411,412    |

<sup>(1)</sup> Per share amounts calculated using average shares outstanding method.

<sup>(2)</sup> Includes the impact of expense-related arrangements with Price Associates.

<sup>(3)</sup> Total return reflects the rate that an investor would have earned on an investment in the fund during each period, assuming reinvestment of all distributions, and payment of no redemption or account fees, if applicable.

<sup>(4)</sup> Prior to 12/31/19, the gross expense ratios presented are net of a management fee waiver in effect during the period, as applicable.



**FINANCIAL HIGHLIGHTS**

For a share outstanding throughout each period

**Mid-Cap Growth Portfolio – II Class**

|  | Year<br>Ended<br>12/31/21 | 12/31/20 | 12/31/19 | 12/31/18 | 12/31/17 |
|--|---------------------------|----------|----------|----------|----------|
| <b>NET ASSET VALUE</b>                 |                           |          |          |          |          |
| Beginning of period                    | \$ 31.63                  | \$ 27.41 | \$ 22.58 | \$ 27.11 | \$ 24.65 |
| Investment activities                  |                           |          |          |          |          |
| Net investment loss <sup>(1)(2)</sup>  | (0.22)                    | (0.12)   | (0.03)   | (0.06)   | (0.11)   |
| Net realized and unrealized gain/ loss | 4.70                      | 6.55     | 7.00     | (0.52)   | 6.15     |
| Total from investment activities       | 4.48                      | 6.43     | 6.97     | (0.58)   | 6.04     |
| Distributions                          |                           |          |          |          |          |
| Net realized gain                      | (3.79)                    | (2.21)   | (2.14)   | (3.95)   | (3.58)   |
| <b>NET ASSET VALUE</b>                 |                           |          |          |          |          |
| End of period                          | \$ 32.32                  | \$ 31.63 | \$ 27.41 | \$ 22.58 | \$ 27.11 |

**Ratios/Supplemental Data**

|   |               |               |               |                |               |
|---|---------------|---------------|---------------|----------------|---------------|
| <b>Total return<sup>(2)(3)</sup></b>  | <b>14.57%</b> | <b>23.47%</b> | <b>30.98%</b> | <b>(2.30)%</b> | <b>24.44%</b> |
| Ratios to average net assets: <sup>(2)</sup>                                  |               |               |               |                |               |
| Gross expenses before waivers/<br>payments by Price Associates <sup>(4)</sup> | 1.10%         | 1.10%         | 1.10%         | 1.10%          | 1.10%         |
| Net expenses after waivers/<br>payments by Price Associates                   | 1.09%         | 1.09%         | 1.09%         | 1.10%          | 1.10%         |
| Net investment loss   | (0.64)%       | (0.43)%       | (0.13)%       | (0.20)%        | (0.38)%       |
| Portfolio turnover rate   | 18.8%         | 26.1%         | 22.1%         | 24.6%          | 24.7%         |
| Net assets, end of period (in thousands)                                      | \$ 71,773     | \$ 61,897     | \$ 56,450     | \$ 44,782      | \$ 52,926     |

<sup>(1)</sup> Per share amounts calculated using average shares outstanding method.<sup>(2)</sup> Includes the impact of expense-related arrangements with Price Associates.<sup>(3)</sup> Total return reflects the rate that an investor would have earned on an investment in the fund during each period, assuming reinvestment of all distributions, and payment of no redemption or account fees, if applicable.<sup>(4)</sup> Prior to 12/31/19, the gross expense ratios presented are net of a management fee waiver in effect during the period, as applicable.**DISCLOSURE OF FUND PORTFOLIO INFORMATION**

Most T. Rowe Price Funds disclose their calendar quarter-end portfolio holdings on **troweprice.com** 15 calendar days after each quarter. At the discretion of the investment adviser, these holdings reports may exclude the issuer name and other information relating to a holding in order to protect the fund's interests and to prevent harm to the fund or its shareholders. In addition, most T. Rowe Price Funds disclose their 10 largest holdings, along with the percentage of the relevant fund's total assets that each of the 10 holdings represents, on **troweprice.com** on the seventh business day after each month-end. These holdings are listed in numerical order based on such percentages of the fund's assets. A description of T. Rowe Price's policies and procedures with respect to the disclosure of portfolio information is available in the SAI.

The following policies and procedures generally apply to the T. Rowe Price Variable Insurance Portfolios, which are T. Rowe Price mutual funds specifically designed to be made available through variable annuity or variable life insurance contracts. For instructions on how to purchase and redeem shares of the funds, you should refer to your insurance contract prospectus.

---

**INVESTING IN T. ROWE PRICE VARIABLE INSURANCE PORTFOLIOS**

---

Shares of the Variable Insurance Portfolios are designed to be offered to insurance company separate accounts established for the purpose of funding variable annuity and variable life insurance contracts. The variable annuity and variable life insurance contracts holders or participants are not the shareholders of the funds. Rather, the separate account of the insurance company is the shareholder. The variable annuity and variable life insurance contracts are described in separate prospectuses issued by the insurance companies. The funds assume no responsibility for any insurance company prospectuses or variable annuity or variable life insurance contracts.

Some of the Variable Insurance Portfolios are available only in a single share class, while some of the Variable Insurance Portfolios are also available in a II Class. Shares of the funds are sold and redeemed without the imposition of any sales charges, commissions, or redemption fees, although shares of the II Class are subject to a 12b-1 fee at a rate of up to 0.25% of the class' average daily net assets. In addition, certain other charges may apply to variable annuity or variable life contracts. Those charges are disclosed in the insurance contract prospectus.

Your ability to exchange from these funds into any other T. Rowe Price Fund that serves as an investment option under your insurance contract is governed by the terms of that contract and the insurance contract prospectus, as well as the funds' excessive and short-term trading policy described later in this section.

---

**DISTRIBUTION AND SHAREHOLDER SERVICING FEES**

---

Each II Class has adopted a 12b-1 plan to pay certain expenses associated with the distribution of the fund's shares out of the fund's assets. Under such 12b-1 plan, the II Class may make payments at a rate of up to 0.25% of the class' average daily net assets to various insurance companies, their agents, and contract distributors for distribution and servicing of fund shares. These payments may be more or less than the costs incurred by the insurance companies, their agents, and contract distributors for distribution and servicing of fund shares. Because the fees are paid from the II Class net assets on an ongoing basis, they will increase the cost of your investment and, over time, could result in your paying more than with other types of sales charges.

In addition, from time to time, T. Rowe Price may make payments from its own resources to eligible insurance companies for recordkeeping and administrative services they provide to a fund for contract holders. These payments may range from 0.15% to 0.25% of the average annual total assets invested by the separate accounts of the insurance company in the fund. All payments described specifically by this paragraph are paid by T. Rowe Price and are not paid directly from the Variable Insurance Portfolios' assets.

---

**PRICING OF SHARES AND TRANSACTIONS**

---

**How and When Shares Are Priced**

The trade date for your transaction request generally depends on the day and time that your insurance company or T. Rowe Price receives your request and will normally be executed using the next share price calculated after your order is received in correct form by your insurance company or T. Rowe Price or its agent. The share price, also called the net asset value, for each share class of a fund is calculated at the close of trading on the New York Stock Exchange (NYSE), which is normally 4 p.m. ET, on each day that the NYSE is open for business. Net asset values are not calculated for the funds on days when the NYSE is scheduled to be closed for trading (for example, weekends and certain U.S. national holidays). If the NYSE is unexpectedly closed due to weather or other extenuating circumstances on a day it would typically be open for business, or if the NYSE has an unscheduled early closing on a day it has opened

for business, the funds reserve the right to treat such day as a business day and accept purchase and redemption orders and calculate their share price as of the normally scheduled close of regular trading on the NYSE for that day.

To calculate the net asset value, the fund's assets are valued and totaled; liabilities are subtracted; and each class' proportionate share of the balance, called net assets, is divided by the number of shares outstanding of that class. Market values are used to price portfolio holdings for which market quotations are readily available. Market values generally reflect the prices at which securities actually trade or represent prices that have been adjusted based on evaluations and information provided by the fund's pricing services. Investments in other mutual funds are valued at the closing net asset value per share of the mutual fund on the day of valuation. If a market value for a portfolio holding is not available or normal valuation procedures are deemed to be inappropriate, the fund will make a good faith effort to assign a fair value to the holding by taking into account various factors and methodologies that have been approved by the fund's Board. This value may differ from the value the fund receives upon sale of the securities.

Amortized cost is used to price securities held by money market funds and certain short-term debt securities held by other funds. The Government Money Portfolio, which seeks to maintain a stable net asset value of \$1.00, uses the amortized cost method of valuation to calculate its net asset value. Amortized cost allows money market funds to value a holding at the fund's acquisition cost with adjustments for any premiums or discounts, and then round the net asset value per share to the nearest whole cent. The amortized cost method of valuation enables money market funds to maintain a \$1.00 net asset value, but it may also result in periods during which the stated value of a security held by the funds differs from the market-based price the funds would receive if they sold that holding. The current market-based net asset value per share for each business day in the preceding six months is available for the Government Money Portfolio through **troweprice.com**. These market-based net asset values are for informational purposes only and are not used to price transactions.

The funds use various pricing services to provide closing market prices, as well as information used to adjust those prices and to value most fixed income securities. A fund cannot predict how often it will use closing prices or how often it will adjust those prices. As a means of evaluating its fair value process, the fund routinely compares closing market prices, the next day's opening prices in the same markets, and adjusted prices.

Non-U.S. equity securities are valued on the basis of their most recent closing market prices at 4 p.m. ET, except under the following circumstances. Most foreign markets close before 4 p.m. ET. For example, the most recent closing prices for securities traded in certain Asian markets may be as much as 15 hours old at 4 p.m. ET. If a fund determines that developments between the close of a foreign market and the close of the NYSE will, in its judgment, affect the value of some or all of the fund's securities, the fund will adjust the previous closing prices to reflect what it believes to be the fair value of the securities as of 4 p.m. ET. In deciding whether to make these adjustments, the fund reviews a variety of factors, including developments in foreign markets, the performance of U.S. securities markets, and the performance of instruments trading in U.S. markets that represent foreign securities and baskets of foreign securities.

A fund may also fair value certain securities or a group of securities in other situations—for example, when a particular foreign market is closed but the fund is open. For a fund that has investments in securities that are primarily listed on foreign exchanges that trade on weekends or other days when the fund does not price its shares, the fund's net asset value may change on days when shareholders will not be able to purchase or redeem the fund's shares. If an event occurs that affects the value of a security after the close of the market, such as a default of a commercial paper issuer or a significant move in short-term interest rates, a fund may make a price adjustment depending on the nature and significance of the event. The funds also evaluate a variety of factors when assigning fair values to private placements and other restricted securities. Other mutual funds may adjust the prices of their securities by different amounts or assign different fair values than the fair value that the fund assigns to the same security.

### **How the Trade Date Is Determined**

The insurance companies purchase shares of the fund for their separate accounts, using premiums allocated by the contract holders or participants. Shares are purchased at the net asset value next determined after the insurance company receives the premium payment in correct form. Initial and subsequent payments allocated to the fund are subject to the limits stated in the insurance contract prospectus issued by the insurance company.

The insurance companies redeem shares of the fund to make benefit or surrender payments under the terms of their contracts. Redemptions are processed on any day on which the NYSE is open and are priced at the fund's net asset value next determined after the insurance company receives a surrender request in acceptable form.

The funds have authorized certain insurance companies, financial intermediaries, or their designees to accept orders to buy or sell fund shares on their behalf. Generally, when insurance companies receive an order in correct form, the order is considered as being

placed with the fund and shares will be bought or sold at the net asset value next calculated after the order is received by the insurance company. The insurance company or financial intermediary must transmit the order to T. Rowe Price or its agent and pay for such shares in accordance with the agreement with T. Rowe Price, or the order may be canceled and the insurance company or financial intermediary could be held liable for the losses. If the fund does not have such an agreement in place with your insurance company or financial intermediary, T. Rowe Price or its agent must receive the request in correct form from your insurance company or financial intermediary by the close of the NYSE in order for your transaction to be priced at that business day's net asset value.

*Note:* The time at which transactions and shares are priced and the time until which orders are accepted may be changed in case of an emergency or if the NYSE closes at a time other than 4 p.m. ET. The funds reserve the right to not treat an unscheduled intraday disruption or closure in NYSE trading as a closure of the NYSE and still accept transactions and calculate their net asset value as of 4 p.m. ET.

---

## GENERAL POLICIES RELATING TO TRANSACTIONS

---

### Purchasing Shares

All initial and subsequent investments by insurance companies or financial intermediaries are typically made by bank wire or electronic payment. There is no assurance that the share price for the purchase will be the same day the wire or electronic payment was initiated. The Variable Insurance Portfolios do not require a particular minimum amount for initial or subsequent purchases. However, you should check with your insurance company to determine if a minimum applies to your investment. Purchases by financial intermediaries are typically initiated through the National Securities Clearing Corporation or by calling Client Account Management.

When authorized by the fund, certain financial institutions purchasing fund shares on behalf of customers through T. Rowe Price Client Account Management may place a purchase order unaccompanied by payment. Payment for these shares must be received by the time designated by the fund (not to exceed the period established for settlement under applicable regulations). If payment is not received by this time, the order may be canceled. The financial institution is responsible for any costs or losses incurred by the fund or T. Rowe Price if payment is delayed or not received.

**U.S. Dollars** All purchases must be paid for in U.S. dollars.

**Nonpayment** Purchases may be canceled for any orders that are not paid in full. The purchaser may be responsible for any losses or expenses incurred by the fund or its transfer agent, and the fund can redeem shares as reimbursement. The funds and their agents have the right to reject or cancel any purchase due to nonpayment.

### Redeeming Shares

Unless otherwise indicated, redemption proceeds will be sent via bank wire to the insurance company's or financial intermediary's designated bank. Redemptions are typically initiated through the National Securities Clearing Corporation or by calling Client Account Management. Normally, the fund transmits proceeds to insurance companies and financial intermediaries for redemption orders received in correct form on either the next business day or second business day after receipt of the order, depending on the arrangement with the insurance company or financial intermediary. You may want to contact your insurance company about procedures for receiving your redemption proceeds under your insurance contract.

Please note that certain purchase and redemption requests initiated through the National Securities Clearing Corporation may be rejected, and in such instances, the transaction must be placed by contacting Client Account Management.

**Large Redemptions** Large redemptions can adversely affect a portfolio manager's ability to implement a fund's investment strategy by causing the premature sale of securities that would otherwise be held longer. Therefore, the fund reserves the right (without prior notice) to redeem in-kind. In general, any redemptions in-kind will represent a pro-rata distribution of a fund's securities, subject to certain limited exceptions. The redeeming shareholder or account will be responsible for disposing of the securities, and the shareholder or account will be subject to the risks that the value of the securities could decline prior to their sale, the securities could be difficult to sell, and brokerage fees could be incurred. If a shareholder or account owner continues to hold the securities, he or she may be subject to any ownership restrictions imposed by the issuers. For example, real estate investment trusts often impose ownership restrictions on their equity securities.

**Delays in Sending Redemption Proceeds** The Variable Insurance Portfolios typically expect that redemption requests will be paid out to redeeming shareholders by the business day following the receipt of a redemption request that is in correct form. Proceeds sent by wire are typically credited to the insurance company's or financial intermediary's designated bank the next business day after the redemption. However, under certain circumstances, and when deemed to be in a fund's best interests, proceeds may not be sent for up to seven calendar days after receipt of a valid redemption order (for example, during periods of deteriorating or stressed market conditions or during extraordinary or emergency circumstances). In addition, under certain limited circumstances, the Board of Directors of a money market fund may elect to permanently suspend redemptions in order to facilitate an orderly liquidation of the money market fund (subject to any additional liquidation requirements).

### **Excessive and Short-Term Trading Policy**

Excessive transactions and short-term trading can be harmful to fund shareholders in various ways, such as disrupting a fund's portfolio management strategies, increasing a fund's trading and other costs, and negatively affecting its performance. Short-term traders in funds that invest in foreign securities may seek to take advantage of developments overseas that could lead to an anticipated difference between the price of the funds' shares and price movements in foreign markets. While there is no assurance that T. Rowe Price can prevent all excessive and short-term trading, the Boards of the T. Rowe Price Funds have adopted the following trading limits that are designed to deter such activity and protect the funds' shareholders. The funds may revise their trading limits and procedures at any time as the Boards deem necessary or appropriate to better detect short-term trading that may adversely affect the funds, to comply with applicable regulatory requirements, or to impose additional or alternative restrictions. The excessive and short-term trading policy for the T. Rowe Price Funds applies to contract holders notwithstanding any provisions in your insurance contract.

Subject to certain exceptions, each T. Rowe Price Fund restricts a shareholder's purchases (including through exchanges) into a fund account for a period of 30 calendar days after the shareholder has redeemed or exchanged out of that same fund account (the "30-Day Purchase Block"). The calendar day after the date of redemption is considered Day 1 for purposes of computing the period before another purchase may be made.

**General Exceptions** As of the date of this prospectus, the following types of transactions generally are not subject to the 30-Day Purchase Block (certain of these exceptions are not applicable to Variable Insurance Portfolios):

- Shares purchased or redeemed in money market funds and ultra short-term bond funds;
- Shares purchased or redeemed through a systematic purchase or withdrawal plan;
- Checkwriting redemptions from bond funds and money market funds;
- Shares purchased through the reinvestment of dividends or capital gain distributions;
- Shares redeemed automatically by a fund to pay fund fees or shareholder account fees;
- Transfers and changes of account registration within the same fund;
- Shares purchased by asset transfer or direct rollover;
- Shares purchased or redeemed through IRA conversions and recharacterizations;
- Shares redeemed to return an excess contribution from a retirement account;
- Transactions in Section 529 college savings plans;
- Certain transactions in defined benefit and nonqualified plans, subject to prior approval by T. Rowe Price;
- Shares converted from one share class to another share class in the same fund;
- Shares of T. Rowe Price Funds that are purchased by another T. Rowe Price Fund, including shares purchased by T. Rowe Price fund-of-funds products, and shares purchased by discretionary accounts managed by T. Rowe Price or one of its affiliates (please note that shareholders of the investing T. Rowe Price Fund are still subject to the policy);
- Transactions initiated by the trustee or adviser to a donor-advised charitable gift fund as approved by T. Rowe Price; and
- Transactions having a value of \$5,000 or less (insurance companies and financial intermediaries may apply the excessive and short-term trading policy to transactions of any amount).

Transactions in certain rebalancing, asset allocation, wrap, and other advisory programs, as well as non-T. Rowe Price fund-of-funds products, may also be exempt from the 30-Day Purchase Block, subject to prior written approval by T. Rowe Price.

In addition to restricting transactions in accordance with the 30-Day Purchase Block, T. Rowe Price may, in its discretion, reject (or instruct a financial intermediary or insurance company to reject) any purchase or exchange into a fund from a person (which includes individuals and entities) whose trading activity could disrupt the management of the fund or dilute the value of the fund's shares, including trading by persons acting collectively (for example, following the advice of a newsletter). Such persons may be barred, without prior notice, from further purchases of T. Rowe Price Funds for a period longer than 30 calendar days, or permanently.

**Omnibus Accounts** Financial intermediaries and insurance companies may maintain their underlying accounts directly with the fund, although they often establish an omnibus account (one account with the fund that represents multiple underlying shareholder accounts or underlying contract holder accounts) in the fund on behalf of their customers. When insurance companies establish omnibus accounts in the T. Rowe Price Funds, T. Rowe Price is not able to monitor the trading activity by underlying contract holders. However, T. Rowe Price monitors aggregate trading activity at the insurance company (omnibus account) level in an attempt to identify activity that indicates potential excessive or short-term trading. If it detects suspicious trading activity, T. Rowe Price will contact the insurance company and may request personal identifying information and transaction histories for some or all of the underlying contract holders. If T. Rowe Price believes that excessive or short-term trading has occurred and there is no exception for such trades under the funds' Excessive and Short-Term Trading Policy previously described, it will instruct the insurance company to impose restrictions to discourage such practices and take appropriate action with respect to the underlying contract holder, including restricting purchases for 30 calendar days or longer. There is no assurance that T. Rowe Price will be able to properly enforce its excessive and short-term trading policy for omnibus accounts. Because T. Rowe Price generally relies on financial intermediaries and insurance companies to provide information and impose restrictions for omnibus accounts, its ability to monitor and deter excessive trading will be dependent upon the financial intermediaries' and insurance companies' timely performance of their responsibilities.

T. Rowe Price may allow a financial intermediary or insurance company to maintain restrictions on trading in the T. Rowe Price Funds that differ from the 30-Day Purchase Block. An alternative excessive and short-term trading policy would be acceptable to T. Rowe Price if it believes that the policy would provide sufficient protection to the T. Rowe Price Funds and their shareholders that is consistent with the Excessive and Short-Term Trading Policy adopted by the funds' Boards.

The terms of your insurance contract may further restrict your ability to trade between investment options available under your contract. You should carefully review your insurance contract or consult with your insurance company directly to determine the trading policy, as well as any rules or conditions on transactions that will apply to your trades in the T. Rowe Price Funds and any other investment options available under your contract.

There is no guarantee that T. Rowe Price will be able to identify or prevent all excessive or short-term trades or trading practices.

#### **Responsibility for Unauthorized Transactions**

T. Rowe Price and its agents use procedures reasonably designed to confirm that telephone, electronic, and other instructions are genuine. These procedures include recording telephone calls, requiring personalized security codes or certain identifying information for inquiries and requests, and requiring Medallion signature guarantees for certain transactions and account changes. If T. Rowe Price and its agents follow these procedures, they are not responsible for any losses that may occur due to unauthorized instructions. In addition, you should verify the accuracy of transactions immediately after you receive confirmation of them and notify T. Rowe Price of any inaccuracies.

#### **Fund Operations and Shareholder Services**

T. Rowe Price and The Bank of New York Mellon, subject to the oversight of T. Rowe Price, each provide certain accounting services to the T. Rowe Price Funds. T. Rowe Price Services, Inc., acts as the transfer agent and dividend disbursing agent and provides shareholder and administrative services to the funds. These companies receive compensation from the funds for their services. These fees are included in a fund's financial statements.

---

### **INFORMATION ON DISTRIBUTIONS AND TAXES**

---

Each fund intends to qualify to be treated each year as a regulated investment company under Subchapter M of the Internal Revenue Code of 1986, as amended (Code). In order to qualify, a fund must satisfy certain income, diversification, and distribution requirements. A regulated investment company is not subject to U.S. federal income tax at the portfolio level on income and gains from investments that are distributed to shareholders. However, if a fund were to fail to qualify as a regulated investment company, and was ineligible to or otherwise did not cure such failure, the result would be fund-level taxation and, consequently, a reduction in income available for distribution to the fund's shareholders.

For a discussion of the tax status of your variable annuity contract, please refer to the insurance contract prospectus. Any tax forms applicable to your investment will be provided to you by your insurance company.

The policy of the funds is to distribute, to the extent possible, all net investment income and realized capital gains to their shareholders, which are the various insurance companies that have established separate accounts in connection with their issuance of

variable annuity and variable life insurance contracts. Any dividends from net investment income are declared daily and paid monthly for the Limited-Term Bond and Government Money Portfolios; declared and paid quarterly for the Equity Income, Equity Index 500, and Moderate Allocation Portfolios; and declared and paid annually for all other Variable Insurance Portfolios. Shares of the Limited-Term Bond and Government Money Portfolios will normally earn dividends through the date of redemption. The funds do not pay dividends in fractional cents. Any dividend amount earned for a particular day on all shares held that is one-half of one cent or greater (for example, \$0.016) will be rounded up to the next whole cent (\$0.02), and any amount that is less than one-half of one cent (for example, \$0.014) will be rounded down to the nearest whole cent (\$0.01). Please note that if the dividend payable on all shares held is less than one-half of one cent for a particular day, no dividend will be earned for that day.

If a fund has net capital gains for the year (after subtracting any capital losses), they are usually declared and paid in December. If a second distribution is necessary, it is generally paid the following year.

All fund distributions made to a separate account will be reinvested automatically in additional fund shares, unless a shareholder (separate account) elects to receive distributions in cash. Under current law, dividends and distributions made by the fund to separate accounts are generally not taxable to the separate accounts, the insurance company, or the contract holder, provided that the separate account meets the diversification requirements of Code Section 817(h) and other tax-related requirements are satisfied. Each of the Variable Insurance Funds intends to diversify its investments in the manner required under Code Section 817(h).

---

## **RIGHTS RESERVED BY THE FUNDS**

---

T. Rowe Price Funds and their agents, in their sole discretion, reserve the following rights: (1) to waive or lower investment minimums; (2) to accept initial purchases by telephone; (3) to refuse any purchase or exchange order; (4) to cancel or rescind any purchase or exchange order placed through a financial intermediary no later than the business day after the order is received by the financial intermediary (including, but not limited to, orders deemed to result in excessive trading, market timing, or 5% ownership); (5) to cease offering fund shares at any time to all or certain groups of investors; (6) to freeze any account and suspend account services when notice has been received of a dispute regarding the ownership of the account, or a legal claim against an account, upon initial notification to T. Rowe Price of a shareholder's death until T. Rowe Price receives required documentation in correct form, or if there is reason to believe a fraudulent transaction may occur; (7) to otherwise modify the conditions of purchase and modify or terminate any services at any time; (8) to waive any wire fees charged to a group of shareholders; (9) to act on instructions reasonably believed to be genuine; (10) to involuntarily redeem an account at the net asset value calculated the day the account is redeemed when permitted by law, including in cases of threatening conduct, suspected fraudulent or illegal activity, or if the fund or its agent is unable, through its procedures, to verify the identity of the person(s) or entity opening an account; and (11) for the money market funds, to suspend redemptions to facilitate an orderly liquidation.

In an effort to protect T. Rowe Price Funds from the possible adverse effects of a substantial redemption in a large account, as a matter of general policy, no contract holder or participant or group of contract holders or participants controlled by the same person or group of persons will knowingly be permitted to purchase in excess of 5% of the outstanding shares of the fund, except upon approval by the fund's management.

A Statement of Additional Information for the T. Rowe Price family of funds, which includes additional information about the funds, has been filed with the SEC and is incorporated by reference into this prospectus. Further information about fund investments, including a review of market conditions and the manager's recent investment strategies and their impact on performance during the past fiscal year, is available in the annual and semiannual shareholder reports. To obtain free copies of any of these documents, or for shareholder inquiries, contact your insurance company. Certain documents and updated performance information are available through [troweprice.com](http://troweprice.com).

Fund reports and other fund information are available on the EDGAR Database on the SEC's internet site at [sec.gov](http://sec.gov). Copies of this information may be obtained, after paying a duplicating fee, by electronic request at [publicinfo@sec.gov](mailto:publicinfo@sec.gov).

**T.RowePrice®**

1940 Act File No. 811-07143  
E305-040 5/1/22



Janus Henderson Balanced Portfolio . . . . .

**Institutional Shares**  
**Ticker**  
JABLX

# Janus Aspen Series

Prospectus

This Prospectus describes Janus Henderson Balanced Portfolio (the “Portfolio”), a series of Janus Aspen Series (the “Trust”). Janus Henderson Investors US LLC (*formerly* Janus Capital Management LLC) (the “Adviser”) serves as investment adviser to the Portfolio. The Portfolio currently offers two classes of shares. The Institutional Shares (the “Shares”) are offered by this Prospectus in connection with investment in and payments under variable annuity contracts and variable life insurance contracts (collectively, “variable insurance contracts”), as well as certain qualified retirement plans.

This Prospectus contains information that a prospective purchaser of a variable insurance contract or plan participant should consider in conjunction with the accompanying separate account prospectus of the specific insurance company product before allocating purchase payments or premiums to the Portfolio. Each variable insurance contract involves fees and expenses that are not described in this Prospectus. Refer to the accompanying contract prospectus for information regarding contract fees and expenses and any restrictions on purchases or allocations.

For the purpose of this Prospectus, any reference to the “Janus Henderson funds” is inclusive of all series of the Trust, collectively, unless otherwise noted in this Prospectus.

# TABLE OF CONTENTS

---

|   |    |
|---|----|
| PORTFOLIO SUMMARY   |    |
| Janus Henderson Balanced Portfolio . . . . .                                    | 2  |
| ADDITIONAL INFORMATION ABOUT THE PORTFOLIO                                      |    |
| Fees and expenses . . . . .   | 9  |
| Additional investment strategies and general portfolio policies . . . . .       | 9  |
| Risks of the Portfolio . . . . .  | 15 |
| MANAGEMENT OF THE PORTFOLIO   |    |
| Investment adviser . . . . .  | 26 |
| Management expenses . . . . .   | 26 |
| Investment personnel . . . . .  | 27 |
| OTHER INFORMATION . . . . .   | 28 |
| DISTRIBUTIONS AND TAXES . . . . .   | 29 |
| SHAREHOLDER'S GUIDE   |    |
| Pricing of portfolio shares . . . . .   | 30 |
| Administrative fees . . . . .   | 31 |
| Payments to financial intermediaries by the Adviser or its affiliates . . . . . | 31 |
| Purchases . . . . .   | 32 |
| Redemptions . . . . .   | 33 |
| Excessive trading . . . . .   | 34 |
| Shareholder communications . . . . .  | 36 |
| FINANCIAL HIGHLIGHTS . . . . .  | 37 |
| GLOSSARY OF INVESTMENT TERMS . . . . .  | 38 |

## PORTFOLIO SUMMARY

### Janus Henderson Balanced Portfolio

Ticker: JABLX Institutional Shares

#### INVESTMENT OBJECTIVE

Janus Henderson Balanced Portfolio (“Balanced Portfolio”) seeks long-term capital growth, consistent with preservation of capital and balanced by current income.

#### FEES AND EXPENSES OF THE PORTFOLIO

This table describes the fees and expenses that you may pay if you buy and hold Shares of the Portfolio. **Owners of variable insurance contracts that invest in the Shares should refer to the variable insurance contract prospectus for a description of fees and expenses, as the following table and examples do not reflect deductions at the separate account level or contract level for any charges that may be incurred under a contract. Inclusion of these charges would increase the fees and expenses described below.**

##### ANNUAL FUND OPERATING EXPENSES

(expenses that you pay each year as a percentage of the value of your investment)

|                                      |       |
|--------------------------------------|-------|
| Management Fees                      | 0.55% |
| Other Expenses                       | 0.07% |
| Total Annual Fund Operating Expenses | 0.62% |

##### EXAMPLE:

The Example is intended to help you compare the cost of investing in the Portfolio with the cost of investing in other mutual funds. The Example assumes that you invest \$10,000 in the Portfolio for the time periods indicated, reinvest all dividends and distributions, and then redeem all of your Shares at the end of each period. The Example also assumes that your investment has a 5% return each year and that the Portfolio’s operating expenses remain the same. Although your actual costs may be higher or lower, based on these assumptions your costs would be:

|                      | 1 Year | 3 Years | 5 Years | 10 Years |
|----------------------|--------|---------|---------|----------|
| Institutional Shares | \$ 63  | \$ 199  | \$ 346  | \$ 774   |

**Portfolio Turnover:** The Portfolio pays transaction costs, such as commissions, when it buys and sells securities (or “turns over” its portfolio). A higher portfolio turnover rate may indicate higher transaction costs. These costs, which are not reflected in annual fund operating expenses or in the Example, affect the Portfolio’s performance. During the most recent fiscal year, the Portfolio’s turnover rate was 56% of the average value of its portfolio.

#### PRINCIPAL INVESTMENT STRATEGIES

The Portfolio pursues its investment objective by normally investing 35-65% of its assets in equity securities and the remaining assets in fixed-income securities and cash equivalents. The Portfolio normally invests at least 25% of its assets in fixed-income senior securities. As of December 31, 2021, approximately 64.72% of the Portfolio’s assets were held in equity securities, including common stocks and preferred stocks, and 35.28% of the Portfolio’s assets were held in fixed-income securities and cash equivalents.

The Portfolio’s equity investments include, but are not limited to, common stocks, preferred stocks, and other securities with equity characteristics. The Portfolio’s fixed-income investments include, but are not limited to, government notes and bonds, corporate bonds, commercial and residential mortgage-backed securities, and asset-backed securities. The Portfolio may also invest in money market instruments and commercial loans (such as bank loans). The Portfolio may invest in fixed and floating rate obligations with varying durations.

The Portfolio will limit its investments in high-yield/high-risk bonds (also known as “junk” bonds) to 35% of the fixed-income portion of its net assets. The Portfolio may enter into “to be announced” or “TBA” commitments when purchasing mortgage-backed securities or other securities. The Portfolio may also invest in securities that cannot be offered for public

resale unless registered under the applicable securities laws or that have a contractual restriction that prohibits or limits their resale (these are known as “restricted securities”). The Portfolio may also invest in foreign securities, which may include investments in emerging market securities.

The Portfolio may also invest its assets in derivatives, which are instruments that have a value derived from, or directly linked to, an underlying asset, such as equity securities, fixed-income securities, commodities, currencies, interest rates, or market indices. In particular, the Portfolio may use forward currency contracts to offset risks associated with an investment, currency exposure, or market conditions and may use interest rate swaps and futures, including Treasury bond futures, to manage interest rate risk, yield curve positioning, and country exposure. The Portfolio may also use index credit default swaps for hedging purposes (to offset risks associated with an investment exposure, or market conditions), to increase or decrease the Portfolio's exposure to a particular market, to manage or adjust the risk profile of the Portfolio relative to its benchmark index, and to earn income, enhance returns, or preserve capital. The Portfolio's exposure to derivatives will vary, and may include derivatives that have characteristics similar to the securities in which the Portfolio may directly invest. The Portfolio may take short positions on derivatives instruments.

In choosing investments for the Portfolio, the portfolio manager who focuses on the equity portion of the Portfolio applies a “bottom-up” approach. In other words, the portfolio manager looks at companies one at a time to determine if a company is an attractive investment opportunity and if it is consistent with the Portfolio's investment policies. Factors that the equity portfolio manager may consider in his fundamental analysis include a company's revenue growth potential, returns on capital, and balance sheet flexibility. The equity portfolio manager may generally consider selling a security when, among other things, it reaches or exceeds its targeted value, the investment thesis for owning the position has changed, or to rebalance industry or sector weightings.

The portfolio managers who focus on the fixed-income portion of the Portfolio use research-driven, “top-down” and “bottom-up” factors to identify and manage exposure to risks across sectors, industries, and individual investments. The fixed-income portfolio managers evaluate expected risk-adjusted returns on a portfolio and position level by analyzing fundamentals, valuations, and market technical indicators.

The Portfolio may lend portfolio securities on a short-term or long-term basis, in an amount equal to up to one-third of its total assets of its fixed-income investments as determined at the time of the loan origination.

## PRINCIPAL INVESTMENT RISKS

The biggest risk is that the Portfolio's returns will vary, and you could lose money. The Portfolio is designed for long-term investors seeking a balanced portfolio, including common stocks and bonds. Common stocks tend to be more volatile than many other investment choices. The principal risks associated with investing in the Portfolio are set forth below.

**Market Risk.** The market value of the Portfolio's investments, and therefore the value of the Portfolio's shares, may decrease if the value of an individual company or security, or multiple companies or securities, decreases or if the portfolio managers' belief about an investment's intrinsic worth is incorrect. Further, regardless of how well individual companies or securities perform, the value of the Portfolio's holdings could also decrease if there are deteriorating economic or market conditions. It is important to understand that the value of your investment may fall, sometimes sharply, in response to changes in the market, and you could lose money. Market risk may affect a single issuer, industry, economic sector, or the market as a whole. Market risk may be magnified if certain social, political, economic, and other conditions and events (such as terrorism, conflicts, including related sanctions, social unrest, natural disasters, epidemics and pandemics, including COVID-19) adversely interrupt the global economy and financial markets.

**Growth Securities Risk.** Securities of companies perceived to be “growth” companies may be more volatile than other stocks and may involve special risks. If the portfolio managers' perception of a company's growth potential is not realized, the securities purchased may not perform as expected, reducing the Portfolio's returns. In addition, because different types of stocks tend to shift in and out of favor depending on market and economic conditions, “growth” stocks may perform differently from the market as a whole and other types of securities.

**Dividend-Oriented Stocks Risk.** Companies that have paid regular dividends to shareholders may decrease or eliminate dividend payments in the future. A decrease in dividend payments by an issuer may result in a decrease in the value of the security held by the Portfolio or the Portfolio receiving less income.

**Fixed-Income Securities Risk.** Fixed-income securities are generally subject to the following risks:

- Interest rate risk is the risk that prices of bonds and other fixed-income securities will increase as interest rates fall and decrease as interest rates rise.
- Credit risk is the risk that the credit strength of an issuer of a fixed-income security will weaken and/or that the issuer will be unable to make timely principal and interest payments and that the security may go into default.
- Prepayment risk is the risk that, during periods of falling interest rates, certain debt obligations may be paid off quicker than originally anticipated, which may cause the Portfolio to reinvest its assets in securities with lower yields, resulting in a decline in the Portfolio's income or return potential.
- Extension risk is the risk that, during periods of rising interest rates, certain debt obligations may be paid off substantially slower than originally anticipated, and as a result, the value of those obligations may fall.
- Valuation risk is the risk that one or more of the fixed-income securities in which the Portfolio invests are priced differently than the value realized upon such security's sale. In times of market instability, valuation may be more difficult. Valuation may also be affected by changes in the issuer's financial strength, the market's perception of such strength, or in the credit rating of the issuer or the security.
- Liquidity risk is the risk that fixed-income securities may be difficult or impossible to sell at the time that the portfolio managers would like or at the price the portfolio managers believe the security is currently worth.

**High-Yield/High-Risk Bond Risk.** High-yield/high-risk bonds are considered speculative and may be more sensitive than other types of bonds to economic changes, political changes, or adverse developments specific to the company that issued the bond, which may adversely affect their value.

**Portfolio Management Risk.** The Portfolio is an actively managed investment portfolio and is therefore subject to the risk that the investment strategies employed for the Portfolio may fail to produce the intended results. The Portfolio may underperform its benchmark index or other mutual funds with similar investment objectives.

**Mortgage- and Asset-Backed Securities Risk.** Mortgage- and asset-backed securities represent interests in "pools" of commercial or residential mortgages or other assets, including consumer loans or receivables. Mortgage- and asset-backed securities may be more sensitive to changes in interest rates than other types of debt securities. Investments in mortgage- and asset-backed securities may be subject to both extension risk and prepayment risk. These risks may reduce the Portfolio's returns. In addition, investments in certain mortgage- and asset-backed securities, including those comprised of subprime mortgages, may be subject to a higher degree of credit risk, valuation risk, and liquidity risk than various other types of fixed-income securities.

**Loan Risk.** Bank loans are obligations of companies or other entities sometimes entered into in connection with recapitalizations, acquisitions, and refinancings. The Portfolio's investments in bank loans are generally acquired as a participation interest in, or assignment of, loans originated by a lender or other financial institution. These investments may include institutionally-traded floating and fixed-rate debt securities. The bank loans underlying these securities often involve borrowers with low credit ratings whose financial conditions are troubled or uncertain, including companies that are highly leveraged. Loans are subject to credit risk, interest rate risk, and liquidity risk.

**Sovereign Debt Risk.** Some investments in U.S. and non-U.S. government debt securities ("sovereign debt"), such as U.S. sovereign debt, are considered low risk. However, investments in sovereign debt, especially the debt of certain emerging market countries, can involve a high degree of risk, including the risk that the governmental entity that controls the repayment of sovereign debt may not be willing or able to repay the principal and/or to pay the interest on its sovereign debt in a timely manner. A sovereign debtor's willingness or ability to satisfy its debt obligation may be affected by various factors including, but not limited to, its cash flow situation, the extent of its foreign currency reserves, the availability of foreign exchange when a payment is due, and the relative size of its debt position in relation to its economy as a whole. In the event of default, there may be limited or no legal remedies for collecting sovereign debt and there may be no bankruptcy proceedings through which the Portfolio may collect all or part of the sovereign debt that a governmental entity has not repaid. In addition, to the extent the Portfolio invests in non-U.S. sovereign debt, it may be subject to currency risk.

**Derivatives Risk.** Derivatives can be volatile and involve risks in addition to the risks of the underlying referenced securities or asset. Gains or losses from a derivative investment can be substantially greater than the derivative's original cost, and can therefore involve leverage. Leverage may cause the Portfolio to be more volatile than if it had not used leverage. Derivatives can be less liquid than other types of investments and entail the risk that the counterparty will default on its payment

obligations. Derivatives used for hedging purposes may reduce or eliminate gains or cause losses if the market moves in a manner different from that anticipated by the portfolio managers or if the cost of the derivative outweighs the benefit of the hedge.

**Floating Rate Obligations Risk.** The Portfolio may invest in floating rate obligations with interest rates that reset regularly, maintaining a fixed spread over a stated reference rate. The interest rates on floating rate obligations typically reset quarterly, although rates on some obligations may adjust at other intervals. Unexpected changes in the interest rates on floating rate obligations could result in lower income to the Portfolio. In addition, the secondary market on which floating rate obligations are traded may be less liquid than the market for investment grade securities or other types of income-producing securities, which may have an adverse impact on their market price. There is also a potential that there is no active market to trade floating rate obligations, that there may be restrictions on their transfer, or that the issuer may default. As a result, the Portfolio may be unable to sell floating rate obligations at the desired time or may be able to sell only at a price less than fair market value.

**Foreign Exposure Risk.** Foreign markets, including emerging markets, can be more volatile than the U.S. market. As a result, the Portfolio's returns and net asset value may be affected by fluctuations in currency exchange rates or political or economic conditions in a particular country. In some foreign markets, there may not be protection against failure by other parties to complete transactions. It may not be possible for the Portfolio to repatriate capital, dividends, interest, and other income from a particular country or governmental entity. In addition, a market swing in one or more countries or regions where the Portfolio has invested a significant amount of its assets may have a greater effect on the Portfolio's performance than it would in a more geographically diversified portfolio. The Portfolio's investments in emerging market countries, if any, may involve risks greater than, or in addition to, the risks of investing in more developed countries.

**TBA Commitments Risk.** Although the particular TBA securities must meet industry-accepted "good delivery" standards, there can be no assurance that a security purchased on a forward commitment basis will ultimately be issued or delivered by the counterparty. If the counterparty to a transaction fails to deliver the securities, the Portfolio could suffer a loss. Because TBA commitments do not require the delivery of a specific security, the characteristics of a security delivered to the Portfolio may be less favorable than expected. There is a risk that the security that the Portfolio buys will lose value between the purchase and settlement dates. TBA purchase and sales commitments may significantly increase the portfolio turnover rate and are not included in the portfolio turnover rate calculation.

**Short Sales Risk.** Short sales are speculative transactions and involve special risks, including a greater reliance on the ability to accurately anticipate the future value of a security. The Portfolio will suffer a loss if it sells a security short and the value of the security rises rather than falls. The Portfolio's losses are potentially unlimited in a short sale transaction. The use of short sales may also cause the Portfolio to have higher expenses than those of other portfolios. In addition, due to the investment process of long and short positions, the Portfolio may be subject to additional transaction costs that may lower the Portfolio's returns. To the extent the Portfolio enters into short derivative positions, the Portfolio may be exposed to risks similar to those associated with short sales. If the price of the security or derivative has increased in value, then the Portfolio will incur a loss equal to the increase in price from the time that the short sale was entered into plus any premiums and interest paid to the third party. The Portfolio's use of short sales may also have a leveraging effect on the Portfolio's holdings and may increase losses and the volatility of returns.

**Restricted Securities Risk.** Securities that have limitations on their resale are referred to as "restricted securities." Investments in restricted securities, including securities issued under Regulation S and Rule 144A, could have the effect of decreasing the Portfolio's liquidity profile or preventing the Portfolio from disposing of them promptly at advantageous prices. Restricted securities may be less liquid than other investments because such securities may not always be readily sold in broad public markets and may have no active trading market. As a result, they may be difficult to value because market quotations may not be readily available.

**LIBOR Replacement Risk.** Certain debt securities, derivatives, or other financial instruments utilize the London InterBank Offered Rate ("LIBOR") as a reference rate for various rate calculations. The U.K. Financial Conduct Authority stopped compelling or inducing banks to submit rates for many LIBOR settings and will continue to do so for certain other commonly-used U.S. dollar LIBOR settings after June 30, 2023. The elimination of LIBOR or other reference rates and the transition process away from LIBOR could adversely impact (i) volatility and liquidity in markets that are tied to those reference rates, (ii) the market for, or value of, specific securities or payments linked to those reference rates, (iii) the availability or terms of borrowing or refinancing, or (iv) the effectiveness of hedging strategies. For these and other reasons,

the elimination of LIBOR or other reference rates may adversely affect the Portfolio's performance and/or net asset value. Alternatives to LIBOR are established or in development in most major currencies including the Secured Overnight Financing Rate ("SOFR") that is intended to replace the U.S. dollar LIBOR.

The effect of the discontinuation of LIBOR or other reference rates on the Portfolio will vary depending on, among other things (i) existing fallback or termination provisions in individual contracts and (ii) whether, how, and when industry participants develop and adopt new reference rates and fallbacks for both legacy and new products and instruments. Accordingly, it is difficult to predict the full impact of the transition away from LIBOR or other reference rates on the Portfolio until new reference rates and fallbacks for both legacy and new products, instruments, and contracts are commercially accepted.

**Securities Lending Risk.** There is the risk that when portfolio securities are lent, the securities may not be returned on a timely basis, and the Portfolio may experience delays and costs in recovering the security or gaining access to the collateral provided to the Portfolio to collateralize the loan. If the Portfolio is unable to recover a security on loan, the Portfolio may use the collateral to purchase replacement securities in the market. There is a risk that the value of the collateral could decrease below the cost of the replacement security by the time the replacement investment is made, resulting in a loss to the Portfolio.

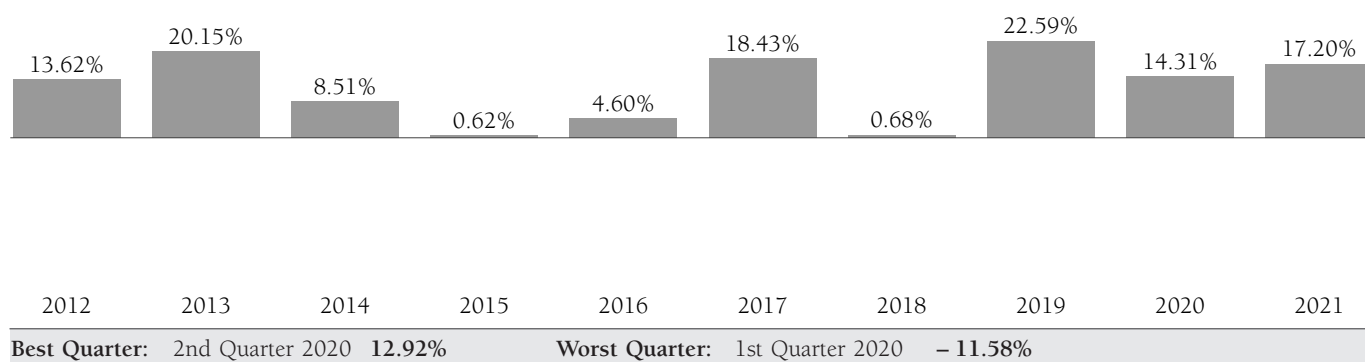
*An investment in the Portfolio is not a bank deposit and is not insured or guaranteed by the Federal Deposit Insurance Corporation or any other government agency.*

## PERFORMANCE INFORMATION

The following information provides some indication of the risks of investing in the Portfolio by showing how the Portfolio's performance has varied over time. The bar chart depicts the change in performance from year to year during the periods indicated, but does not include charges or expenses attributable to any insurance product, which would lower the performance illustrated. The Portfolio does not impose any sales or other charges that would affect total return computations. Total return figures include the effect of the Portfolio's expenses. The table compares the average annual returns for the Institutional Shares of the Portfolio for the periods indicated to a broad-based securities market index, as well as to one or more supplemental indices that have investment characteristics similar to those of the Portfolio. All figures assume reinvestment of dividends and distributions.

*The Portfolio's past performance does not necessarily indicate how it will perform in the future. Updated performance information is available at [janushenderson.com/VITperformance](http://janushenderson.com/VITperformance) or by calling 1-877-335-2687.*

### Annual Total Returns for Institutional Shares (calendar year-end)





**Average Annual Total Returns** (periods ended 12/31/21)

|   | 1 Year  | 5 Years | 10 Years | Since Inception (9/13/93) |
|---|---------|---------|----------|---------------------------|
| <b>Balanced Portfolio</b>   |         |         |          |                           |
| <b>Institutional Shares</b>   | 17.20%  | 14.39%  | 11.81%   | 10.42%                    |
| S&P 500® Index<br>(reflects no deduction for fees, expenses, or taxes)                      | 28.71%  | 18.47%  | 16.55%   | 10.73%                    |
| Bloomberg U.S. Aggregate Bond Index<br>(reflects no deduction for fees, expenses, or taxes) | – 1.54% | 3.57%   | 2.90%    | 4.99%                     |
| Balanced Index<br>(reflects no deduction for fees, expenses, or taxes)                      | 14.32%  | 11.87%  | 10.46%   | 8.39%                     |

The Portfolio's primary benchmark index is the S&P 500 Index. The Portfolio also compares its performance to the Bloomberg U.S. Aggregate Bond Index and the Balanced Index. The indices are described below.

- The S&P 500 Index is a commonly recognized, market capitalization-weighted index of 500 widely held equity securities, designed to measure broad U.S. equity performance.
- The Bloomberg U.S. Aggregate Bond Index is made up of U.S. dollar-denominated, fixed-rate taxable bonds, including securities that are of investment grade quality or better.
- The Balanced Index is an internally-calculated, hypothetical combination of unmanaged indices that combines total returns from the S&P 500 Index (55%) and the Bloomberg U.S. Aggregate Bond Index (45%).

**MANAGEMENT**

**Investment Adviser:** Janus Henderson Investors US LLC

**Portfolio Managers:** **Jeremiah Buckley**, CFA, is Executive Vice President and Co-Portfolio Manager of the Portfolio, which he has co-managed since December 2015. **Michael Keough** is Executive Vice President and Co-Portfolio Manager of the Portfolio, which he has co-managed since December 2019. **Greg Wilensky**, CFA, is Executive Vice President and Co-Portfolio Manager of the Portfolio, which he has co-managed since February 2020.

**PURCHASE AND SALE OF PORTFOLIO SHARES**

Purchases of Shares may be made only by the separate accounts of insurance companies for the purpose of funding variable insurance contracts or by certain qualified retirement plans. Redemptions, like purchases, may be effected only through the separate accounts of participating insurance companies or through qualified retirement plans. Requests are duly processed at the NAV next calculated after your order is received in good order by the Portfolio or its agents. Refer to the appropriate separate account prospectus or plan documents for details.

**TAX INFORMATION**

Because Shares of the Portfolio may be purchased only through variable insurance contracts and certain qualified retirement plans, it is anticipated that any income dividends or net capital gains distributions made by the Portfolio will be exempt from current federal income taxation if left to accumulate within the variable insurance contract or qualified retirement plan. The federal income tax status of your investment depends on the features of your qualified retirement plan or variable insurance contract.

## **PAYMENTS TO INSURERS, BROKER-DEALERS, AND OTHER FINANCIAL INTERMEDIARIES**

Portfolio shares are generally available only through an insurer's variable contracts, or through certain employer or other retirement plans (Retirement Products). Retirement Products are generally purchased through a broker-dealer or other financial intermediary. The Portfolio or its distributor (or its affiliates) may make payments to the insurer and/or its related companies for distribution and/or other services; some of the payments may go to broker-dealers and other financial intermediaries. These payments may create a conflict of interest for an intermediary, or be a factor in the insurer's decision to include the Portfolio as an underlying investment option in a variable contract. Ask your financial advisor, visit your intermediary's website, or consult your insurance contract prospectus for more information.

## ADDITIONAL INFORMATION ABOUT THE PORTFOLIO

---

### FEES AND EXPENSES

Please refer to the following important information when reviewing the “Fees and Expenses of the Portfolio” table in the Portfolio Summary of the Prospectus. The fees and expenses shown were determined based on average net assets as of the fiscal year ended December 31, 2021.

- “Annual Fund Operating Expenses” are paid out of the Portfolio’s assets and include fees for portfolio management and administrative services, including recordkeeping, subaccounting, and other shareholder services. You do not pay these fees directly but, as the Example in the Portfolio Summary shows, these costs are borne indirectly by all shareholders.
- The “Management Fee” is the investment advisory fee rate paid by the Portfolio to the Adviser. Refer to “Management Expenses” in this Prospectus for additional information with further description in the Statement of Additional Information (“SAI”).
- “Other Expenses”
  - include an administrative services fee of 0.05% of the average daily net assets to compensate insurance companies or other financial intermediaries for services provided to contract owners and plan participants.
  - include acquired fund fees and expenses, which are indirect expenses the Portfolio may incur as a result of investing in shares of an underlying fund, to the extent such expenses are less than 0.01%. “Acquired Fund” refers to any underlying fund (including, but not limited to, exchange-traded funds) in which a portfolio invests or has invested during the period. To the extent that the Portfolio invests in Acquired Funds, the Portfolio’s “Total Annual Fund Operating Expenses” may not correlate to the “Ratio of gross expenses to average net assets” presented in the Financial Highlights table because that ratio includes only the direct operating expenses incurred by the Portfolio, not the indirect costs of investing in Acquired Funds. Such amounts are less than 0.01%.
  - may include reimbursement to Janus Henderson Services US LLC (the “Transfer Agent”), the Portfolio’s transfer agent, of its out-of-pocket costs for serving as transfer agent and providing servicing to shareholders, including servicing provided by third parties.
  - may include any other transfer agent fees and expenses, custodian fees and expenses, legal and auditing fees, printing and mailing costs of sending reports and other information to existing shareholders, and Independent Trustees’ fees and expenses.
- All expenses in the Portfolio’s “Fees and Expenses of the Portfolio” table are shown without the effect of expense offset arrangements. Pursuant to such arrangements, credits realized as a result of uninvested cash balances are used to reduce custodian and transfer agent expenses.

### ADDITIONAL INVESTMENT STRATEGIES AND GENERAL PORTFOLIO POLICIES

The Portfolio’s Board of Trustees (“Trustees”) may change the Portfolio’s investment objective or non-fundamental principal investment strategies without a shareholder vote. The Portfolio will notify you in writing at least 60 days before making any such change it considers material. If there is a material change to the Portfolio’s investment objective or principal investment strategies, you should consider whether the Portfolio remains an appropriate investment for you. There is no guarantee that the Portfolio will achieve its investment objective.

Unless otherwise stated, the following section provides additional information about the investment strategies and general policies that are summarized in the Portfolio Summary section, including the types of securities the Portfolio may invest in when pursuing its investment objective. This section also describes investment strategies and policies that the Portfolio may use to a lesser extent. These non-principal investment strategies and policies may become more important in the future since the Portfolio’s composition can change over time. Except for the Portfolio’s policies with respect to illiquid investments and borrowing, the percentage limitations included in these policies and elsewhere in this Prospectus and/or the SAI normally apply only at the time of purchase of a security. So, for example, if the Portfolio exceeds a limit, other than illiquid investments and borrowing, as a result of market fluctuations or the sale of other securities, it will not be required to dispose of any securities. The “Glossary of Investment Terms” includes descriptions of investment terms used throughout the Prospectus.

#### Security Selection

The Portfolio pursues its investment objective by normally investing 35-65% of its assets in equity securities and the remaining assets in fixed-income securities and cash equivalents. In choosing investments for the Portfolio, the portfolio

manager who focuses on the equity portion of the Portfolio applies a “bottom-up” approach and looks at companies one at a time to determine if a company is an attractive investment opportunity and if it is consistent with the Portfolio’s investment policies. Factors that the equity portfolio manager may consider in his fundamental analysis include a company’s revenue growth potential, returns on capital, and balance sheet flexibility. The equity portfolio manager may generally consider selling a security when, among other things, it reaches or exceeds its targeted value, the investment thesis for owning the position has changed, or to rebalance industry or sector weightings. The portfolio managers who focus on the fixed-income portion of the Portfolio use research-driven, “top-down” and “bottom-up” factors to identify and manage exposure to risks across sectors, industries, and individual investments. The fixed-income portfolio managers evaluate expected risk-adjusted returns on a portfolio and position level by analyzing fundamentals, valuations, and market technical indicators.

The portfolio managers may consider selling a holding if, among other things, the security reaches the portfolio managers’ price target, if the company has a deterioration of fundamentals such as failing to meet key operating benchmarks, or if the portfolio managers find a better investment opportunity. The portfolio managers may also consider selling a Portfolio holding to meet redemptions.

### **Cash Position**

The Portfolio may not always stay fully invested. For example, when the portfolio managers believe that market conditions are unfavorable for investing, or when they are otherwise unable to locate attractive investment opportunities, the Portfolio’s cash or similar investments may increase. When the Portfolio’s investments in cash or similar investments increase, it may not participate in market advances or declines to the same extent that it would if the Portfolio remained more fully invested. To the extent the Portfolio invests its uninvested cash through a sweep program (meaning its uninvested cash is pooled with uninvested cash of other funds and invested in certain securities such as repurchase agreements), it is subject to the risks of the account or fund into which it is investing, including liquidity issues that may delay the Portfolio from accessing its cash.

In addition, the Portfolio may temporarily increase its cash position under certain unusual circumstances, such as to protect its assets or maintain liquidity in certain circumstances to meet unusually large redemptions. The Portfolio’s cash position may also increase temporarily due to unusually large cash inflows. Under unusual circumstances such as these, the Portfolio may invest up to 100% of its assets in cash or similar investments. In this case, the Portfolio may take positions that are inconsistent with its investment policies. As a result, the Portfolio may not achieve its investment objective.

### **Emerging Markets**

Within the parameters of its specific investment policies, the Portfolio may invest in securities of issuers or companies from or with exposure to one or more “developing countries” or “emerging market countries.” Such countries include, but are not limited to, countries included in the MSCI Emerging Markets Index<sup>SM</sup>. Emerging market countries in which the Portfolio may invest include frontier market countries, the economies of which are less developed than other emerging market countries. Frontier market countries typically are located in the Asia-Pacific region, Central and Eastern Europe, the Middle East, Central and South America, and Africa.

### **Foreign Securities**

The Portfolio may invest in foreign securities. The portfolio managers seek investments that meet the selection criteria, regardless of where an issuer or company is located. Foreign securities are generally selected on a security-by-security basis without regard to any predetermined allocation among countries or geographic regions. However, certain factors, such as expected levels of inflation, government policies influencing business conditions, the outlook for currency relationships, and prospects for economic growth among countries, regions, or geographic areas, may warrant greater consideration in selecting foreign securities. There are no limitations on the countries in which the Portfolio may invest and the Portfolio may at times have significant foreign exposure, including exposure to emerging markets.

### **High-Yield/High-Risk Bonds**

A high-yield/high-risk bond (also known as a “junk” bond) is a bond rated below investment grade by major rating agencies (i.e., BB+ or lower by Standard & Poor’s Ratings Services (“Standard & Poor’s”) and Fitch, Inc. (“Fitch”), or Ba1 or lower by Moody’s Investors Service, Inc. (“Moody’s”)) or is an unrated bond of similar quality. It presents greater risk of default (the failure to make timely interest and principal payments) than higher quality bonds.

### **Illiquid Investments**

The Portfolio will not acquire any illiquid investment if, immediately after the acquisition, the Portfolio would have invested more than 15% of its net assets in illiquid investments that are assets. An illiquid investment is any investment that the

Portfolio reasonably expects cannot be sold or disposed of in current market conditions in seven calendar days or less without the sale or disposition significantly changing the market value of the investment.

### **Inflation-Linked Securities**

The Portfolio may invest in inflation-indexed bonds, including municipal inflation-indexed bonds and corporate inflation-indexed bonds, or in derivatives that are linked to these securities. Inflation-linked bonds are fixed-income securities that have a principal value that is periodically adjusted according to the rate of inflation. If an index measuring inflation falls, the principal value of inflation-indexed bonds will typically be adjusted downward, and consequently the interest payable on these securities (calculated with respect to a smaller principal amount) will be reduced. Because of their inflation adjustment feature, inflation-linked bonds typically have lower yields than conventional fixed-rate bonds. In addition, inflation-linked bonds also normally decline in price when real interest rates rise. In the event of deflation, when prices decline over time, the principal and income of inflation-linked bonds would likely decline, resulting in losses to the Portfolio.

In the case of Treasury Inflation-Protected Securities, also known as TIPS, repayment of original bond principal upon maturity (as adjusted for inflation) is guaranteed by the U.S. Treasury. For inflation-linked bonds that do not provide a similar guarantee, the adjusted principal value of the inflation-linked bond repaid at maturity may be less than the original principal. Other non-U.S. sovereign governments also issue inflation-linked securities (sometimes referred to as “linkers”) that are tied to their own local consumer price indices. In certain of these non-U.S. jurisdictions, the repayment of the original bond principal upon the maturity of an inflation-linked bond is not guaranteed, allowing for the amount of the bond repaid at maturity to be less than par. Inflation-linked bonds may also be issued by, or related to, sovereign governments of other developed countries, emerging market countries, or companies or other entities not affiliated with governments.

### **Initial Public Offerings and Secondary Offerings**

The Portfolio may purchase shares issued as part of, or a short period after, a company’s initial public offering (“IPO”), and may at times dispose of those shares shortly after their acquisition. An IPO is the first sale of stock by a private company to the public. IPOs are often issued by smaller, younger companies seeking the capital to expand, but can also be done by large privately-owned companies looking to become publicly traded. The Portfolio may also purchase shares in offerings made by companies that are publicly traded (“secondary offerings”). Secondary offerings may be made by companies for a number of reasons, including as part of a refinancing, to raise capital for growth, and/or to provide existing shareholders with a way to register and sell restricted shares.

### **Leverage**

Certain of the Portfolio’s investments, including derivatives and short sale transactions, involve the use of leverage. Leverage is investment exposure which exceeds the initial amount invested. Leverage occurs when the Portfolio increases its assets available for investment using reverse repurchase agreements or other similar transactions. The use of other investment techniques, such as short sales and certain derivative transactions, can also create a leveraging effect on the Portfolio.

### **Loans**

The Portfolio may invest in various commercial loans, including bank loans, bridge loans, debtor-in-possession (“DIP”) loans, mezzanine loans, and other fixed and floating rate loans. These loans may be acquired through loan participations and assignments or on a when-issued basis. Commercial loans will comprise no more than 20% of the Portfolio’s total assets.

*Bank Loans.* Bank loans are obligations of companies or other entities entered into in connection with recapitalizations, acquisitions, and refinancings. The Portfolio’s investments in bank loans are generally acquired as a participation interest in, or assignment of, loans originated by a lender or other financial institution. These investments may include institutionally-traded floating and fixed-rate debt securities.

*Bridge Loans.* Bridge loans are short-term loan arrangements typically made by a borrower in anticipation of receiving intermediate-term or long-term permanent financing. Most bridge loans are structured as floating-rate debt with step-up provisions under which the interest rate on the bridge loan increases the longer the loan remains outstanding. In addition, bridge loans commonly contain a conversion feature that allows the bridge loan investor to convert its loan interest to senior exchange notes if the loan has not been prepaid in full on or prior to its maturity date. Bridge loans typically are structured as senior loans, but may be structured as junior loans.

*DIP Loans.* DIP loans are issued in connection with restructuring and refinancing transactions. DIP loans are loans to a debtor-in-possession in a proceeding under the U.S. bankruptcy code that have been approved by the bankruptcy court. DIP loans are typically fully secured by a lien on the debtor’s otherwise unencumbered assets or secured by a junior lien on the

debtor's encumbered assets (so long as the loan is fully secured based on the most recent current valuation or appraisal report of the debtor). DIP loans are often required to close with certainty and in a rapid manner to satisfy existing creditors and to enable the issuer to emerge from bankruptcy or to avoid a bankruptcy proceeding.

*Mezzanine Loans.* Mezzanine loans are a hybrid of debt and equity financing that is typically used to fund the expansion of existing companies. A mezzanine loan is composed of debt capital that gives the lender the right to convert to an ownership or equity interest in the company if the loan is not paid back in time and in full. Mezzanine loans typically are the most subordinated debt obligation in an issuer's capital structure.

### **Mortgage- and Asset-Backed Securities**

The Portfolio may purchase fixed or variable rate commercial or residential mortgage-backed securities issued by the Government National Mortgage Association ("Ginnie Mae"), the Federal National Mortgage Association ("Fannie Mae"), the Federal Home Loan Mortgage Corporation ("Freddie Mac"), or other governmental or government-related entities. Ginnie Mae's guarantees are backed by the full faith and credit of the U.S. Government, which means that the U.S. Government guarantees that the interest and principal will be paid when due. Fannie Mae and Freddie Mac securities are not backed by the full faith and credit of the U.S. Government.

The Portfolio may also purchase mortgage- and asset-backed securities through single- and multi-seller conduits, collateralized debt obligations, structured investment vehicles, and other similar securities. Asset-backed securities may be backed by various consumer obligations, including automobile loans, equipment leases, credit card receivables, or other collateral. In the event the underlying loans are not paid, the securities' issuer could be forced to sell the assets and recognize losses on such assets, which could impact the Portfolio's return.

### **Portfolio Turnover**

In general, the Portfolio intends to purchase securities for long-term investment, although, to a limited extent, the Portfolio may purchase securities in anticipation of relatively short-term gains. Short-term transactions may also result from liquidity needs, securities having reached a price or yield objective, changes in interest rates or the credit standing of an issuer, or by reason of economic or other developments not foreseen at the time of the initial investment decision. The Portfolio may also sell one security and simultaneously purchase the same or a comparable security to take advantage of short-term differentials in bond yields or securities prices. Portfolio turnover is affected by market conditions, changes in the size of the Portfolio (including due to shareholder purchases and redemptions), the nature of the Portfolio's investments, and the investment style of the portfolio managers. Changes are normally made in the Portfolio's holdings whenever the portfolio managers believe such changes are desirable. Portfolio turnover rates are generally not a factor in making buy and sell decisions for the Portfolio.

Increased portfolio turnover may result in higher costs for brokerage commissions, dealer mark-ups, and other transaction costs. Higher costs associated with increased portfolio turnover also may have a negative effect on the Portfolio's performance. The "Financial Highlights" section of this Prospectus shows the Portfolio's historical turnover rates.

### **Real Estate-Related Securities**

The Portfolio may invest in equity and debt securities of real estate-related companies. Such companies may include those in the real estate industry or real estate-related industries. These securities may include common stocks, preferred stocks, and other securities, including, but not limited to, mortgage-backed securities, real estate-backed securities, securities of real estate investment trusts ("REITs") and similar REIT-like entities (such as real estate operation companies ("REOCs")). A REIT is an entity that invests in real estate-related projects, such as properties, mortgage loans, and construction loans. REITs are often categorized as equity REITs, mortgage REITs, and hybrid REITs. An equity REIT, the most common type of REIT, invests primarily in the fee ownership of land and buildings. An equity REIT derives its income primarily from rental income but may also realize capital gains or losses by selling real estate properties in its portfolio that have appreciated or depreciated in value. A mortgage REIT invests primarily in mortgages on real estate, which may secure construction, development, or long-term loans. A mortgage REIT generally derives its income from interest payments on the credit it has extended. A hybrid REIT combines the characteristics of equity REITs and mortgage REITs, generally by holding both ownership interests and mortgage interests in real estate.

Similar to REITs, REOCs are publicly-traded real estate companies that typically engage in the development, management or financing of real estate, such as homebuilders, hotel management companies, land developers and brokers. REOCs, however, have not elected (or are not eligible) to be taxed as a REIT. The reasons for not making such an election include the

(i) availability of tax-loss carry-forwards, (ii) operation in non-REIT-qualifying lines of business, and (iii) ability to retain earnings. Instead, REOCs are generally structured as “C” corporations under the Internal Revenue Code and, as a result, are not required to distribute any portion of their income. In this regard, although REOCs do not receive the same favorable tax treatment that is accorded to REITs, REOCs are typically subject to fewer restrictions than REITs, including the ability to retain and/or reinvest funds from operations and more flexibility in terms of the real estate investments they can make.

### **Securities Lending**

The Portfolio may seek to earn additional income through lending its securities to certain qualified broker-dealers and institutions on a short-term or long-term basis. The Portfolio may lend portfolio securities on a short-term or long-term basis, in an amount equal to up to one-third of its total assets as determined at the time of the loan origination. When the Portfolio lends its securities, it receives collateral (including cash collateral), at least equal to the value of securities loaned. The Portfolio may earn income by investing this collateral in one or more affiliated or non-affiliated cash management vehicles or in time deposits. It is also possible that, due to a decline in the value of a cash management vehicle in which collateral is invested, the Portfolio may lose money. There is also the risk that when portfolio securities are lent, the securities may not be returned on a timely basis, and the Portfolio may experience delays and costs in recovering the security or gaining access to the collateral provided to the Portfolio to collateralize the loan. If the Portfolio is unable to recover a security on loan, the Portfolio may use the collateral to purchase replacement securities in the market. There is a risk that the value of the collateral could decrease below the cost of the replacement security by the time the replacement investment is made, resulting in a loss to the Portfolio. In certain circumstances, individual loan transactions could yield negative returns. The Adviser intends to manage a portion of the cash collateral in an affiliated cash management vehicle and will receive an investment advisory fee for managing such assets.

### **Short Sales**

The Portfolio may invest in short positions through short sales of stocks and structured products, and through derivatives that include swaps, uncovered written calls, and futures. The Portfolio's gross notional exposure to short positions may not exceed 50% of the net assets in the Portfolio's fixed-income portion, and may not exceed 10% of the net assets in the Portfolio's equity portion.

The Portfolio may also engage in short sales “against the box” and options for hedging purposes that are not subject to the limits set forth above. Short sales against the box involve selling short a security that the Portfolio owns, or the Portfolio has the right to obtain the amount of the security sold short at a specified date in the future. The Portfolio may also enter into a short sale to hedge against anticipated declines in the market price of a security or to reduce portfolio volatility.

A short sale is generally a transaction in which the Portfolio sells a security it does not own or have the right to acquire (or that it owns but does not wish to deliver) in anticipation that the market price of that security will decline. To complete the transaction, the Portfolio must borrow the security to make delivery to the buyer. The Portfolio is then obligated to replace the security borrowed by purchasing the security at the market price at the time of replacement. A short sale is subject to the risk that if the price of the security sold short increases in value, the Portfolio will incur a loss because it will have to replace the security sold short by purchasing it at a higher price. In addition, the Portfolio may not always be able to close out a short position at a particular time or at an acceptable price. A lender may request, or market conditions may dictate, that the borrowed securities be returned to the lender on short notice, and the Portfolio may have to buy the borrowed securities at an unfavorable price. If this occurs at a time when other short sellers of the same security also want to close out their positions, a “short squeeze” can occur, which means that the demand is greater than the supply for the stock sold short. If a short squeeze occurs, it is more likely that the Portfolio will have to cover its short sale at an unfavorable price and potentially reduce or eliminate any gain, or cause a loss, as a result of the short sale. Because there is no upper limit to the price a borrowed security may reach prior to closing a short position, the Portfolio's losses are potentially unlimited in a short sale transaction. The Portfolio's gains and losses will also be decreased or increased, as the case may be, by the amount of any dividends, interest, or expenses, including transaction costs and borrowing fees, the Portfolio may be required to pay in connection with a short sale. Such payments may result in the Portfolio having higher expenses than a portfolio that does not engage in short sales and may negatively affect the Portfolio's performance.

The Portfolio's investments in short positions through derivative instruments may expose the Portfolio to similar risks. A short derivative position involves the Portfolio writing (selling) a derivative with the anticipation of a price decrease of the underlying asset. To the extent that the Portfolio enters into short derivative positions, the Portfolio may be exposed to risks similar to those associated with short sales, including the risk that the Portfolio's losses are theoretically unlimited. In this regard, if the price of the security or derivative has increased in value, then the Portfolio will incur a loss equal to the



increase in price from the time that the short sale was entered into plus any premiums and interest paid to the third party. Short sales and short derivatives positions have a leveraging effect on the Portfolio, which may increase the Portfolio's volatility.

### **Special Situations**

The Portfolio may invest in companies that demonstrate special situations or turnarounds, meaning companies that have experienced significant business problems but are believed to have favorable prospects for recovery. For example, a special situation or turnaround may arise when, in the opinion of the portfolio managers, the securities of a particular issuer will be recognized as undervalued by the market and appreciate in value due to a specific development with respect to that issuer. Special situations may include significant changes in a company's allocation of its existing capital, a restructuring of assets, or a redirection of free cash flow. For example, issuers undergoing significant capital changes may include companies involved in spin-offs, sales of divisions, mergers or acquisitions, companies involved in bankruptcy proceedings, or companies initiating large changes in their debt to equity ratio. Companies that are redirecting cash flows may be reducing debt, repurchasing shares, or paying dividends. Special situations may also result from: (i) significant changes in industry structure through regulatory developments or shifts in competition; (ii) a new or improved product, service, operation, or technological advance; (iii) changes in senior management or other extraordinary corporate event; (iv) differences in market supply of and demand for the security; or (v) significant changes in cost structure. Investments in "special situations" companies can present greater risks than investments in companies not experiencing special situations, and the Portfolio's performance could be adversely impacted if the securities selected decline in value or fail to appreciate in value.

### **Swap Agreements**

Certain portfolios may utilize swap agreements including, but not limited to, credit default swaps, equity swaps, inflation index swaps, interest rate and currency swaps, total return swaps (including fixed-income total return swaps), and swaps on exchange-traded funds, as a means to gain exposure to certain companies or countries, and/or to "hedge" or protect its holdings from adverse movements in securities prices, the rate of inflation, or interest rates. Swaps may also be used for capital appreciation. Swap agreements are two-party contracts to exchange one set of cash flows for another. Swap agreements entail the risk that a party will default on its payment obligations to a portfolio. If the other party to a swap defaults, the portfolio would risk the loss of the net amount of the payments that it contractually is entitled to receive. If a portfolio utilizes a swap at the wrong time or judges market conditions incorrectly, the swap may result in a loss to the portfolio and reduce the portfolio's total return. Various types of swaps such as credit default, equity, interest rate, and total return are described in the "Glossary of Investment Terms."

### **TBA Commitments**

The Portfolio may enter into "to be announced" or "TBA" commitments. TBA commitments are forward agreements for the purchase or sale of securities, including mortgage-backed securities, for a fixed price, with payment and delivery on an agreed upon future settlement date. The specific securities to be delivered are not identified at the trade date. However, delivered securities must meet specified terms, including issuer, rate, and mortgage terms. At the time the TBA commitment is made, the transaction is recorded and thereafter the value of such securities is reflected each day in determining the Portfolio's net asset value ("NAV"). Because the Portfolio is generally not required to pay for the security until the settlement date, if the Portfolio remains substantially fully invested at a time when TBA commitment purchases are outstanding, the purchases may result in a form of leverage.

### **U.S. Government Securities**

The Portfolio may invest in U.S. Government securities. U.S. Government securities include those issued directly by the U.S. Treasury and those issued or guaranteed by various U.S. Government agencies and instrumentalities. Some government securities are backed by the full faith and credit of the United States. Other government securities are backed only by the rights of the issuer to borrow from the U.S. Treasury. Others are supported by the discretionary authority of the U.S. Government to purchase the obligations. Certain other government securities are supported only by the credit of the issuer. For securities not backed by the full faith and credit of the United States, the Portfolio must look principally to the agency or instrumentality issuing or guaranteeing the securities for repayment and may not be able to assert a claim against the United States if the agency or instrumentality does not meet its commitment. Such securities may involve increased risk of loss of principal and interest compared to government debt securities that are backed by the full faith and credit of the United States.



Because of the rising U.S. Government debt burden, it is possible that the U.S. Government may not be able to meet its financial obligations or that securities issued or backed by the U.S. Government may experience credit downgrades. Such a credit event may adversely affect the financial markets.

### Other Types of Investments

Unless otherwise stated within its specific investment policies, the Portfolio may also invest in other types of domestic and foreign securities and use other investment strategies, as described in the “Glossary of Investment Terms.” These securities and strategies are not intended to be principal investment strategies of the Portfolio. If successful, they may benefit the Portfolio by earning a return on the Portfolio’s assets or reducing risk; however, they may not achieve the Portfolio’s investment objective. These securities and strategies may include:

- other investment companies (such as exchange-traded funds)
- indexed/structured securities (such as commercial and residential mortgage- and asset-backed securities)
- various derivative transactions including, but not limited to, options, futures on U.S. and foreign exchanges, forwards, swap agreements, warrants, participatory notes, structured notes, and other types of derivatives individually or in combination for hedging purposes or for nonhedging purposes such as seeking to earn income and enhance return, to protect unrealized gains, or to avoid realizing losses; such techniques may also be used to adjust currency exposure relative to a benchmark index, to gain exposure to the market pending investment of cash balances, or to meet liquidity needs
- securities purchased on a when-issued, delayed delivery, or forward commitment basis
- equity and fixed-income securities issued in private placement transactions

## RISKS OF THE PORTFOLIO

The value of your investment will vary over time, sometimes significantly, and you may lose money by investing in the Portfolio. To varying degrees, the Portfolio may invest in stocks, fixed-income securities, money market instruments or cash/cash equivalents, and derivatives. The following information is intended to help you better understand some of the risks of investing in the Portfolio, including those risks that are summarized in the Portfolio Summary section. This information also includes descriptions of other risks the Portfolio may be subject to as a result of additional investment strategies and general policies that may apply to the Portfolio. The impact of the following risks on the Portfolio may vary depending on the Portfolio’s investments. The greater the Portfolio’s investment in a particular security, the greater the Portfolio’s exposure to the risks associated with that security. Before investing in the Portfolio, you should consider carefully the risks that you assume when investing in the Portfolio.

**Counterparty Risk.** Portfolio transactions involving a counterparty are subject to the risk that the counterparty or a third party will not fulfill its obligation to the Portfolio (“counterparty risk”). Counterparty risk may arise because of the counterparty’s financial condition (i.e., financial difficulties, bankruptcy, or insolvency), market activities and developments, or other reasons, whether foreseen or not. A counterparty’s inability to fulfill its obligation may result in significant financial loss to the Portfolio. The Portfolio may be unable to recover its investment from the counterparty or may obtain a limited recovery, and/or recovery may be delayed. The Portfolio may be exposed to counterparty risk to the extent it participates in lending its securities to third parties and/or cash sweep arrangements whereby the Portfolio’s cash balance is invested in one or more types of cash management vehicles or in time deposits. In addition, the Portfolio may be exposed to counterparty risk through its investments in certain securities, including, but not limited to, repurchase agreements, debt securities, and derivatives (including various types of swaps, futures, and options). The Portfolio intends to enter into financial transactions with counterparties that the Adviser believes to be creditworthy at the time of the transaction. There is always the risk that the Adviser’s analysis of a counterparty’s creditworthiness is incorrect or may change due to market conditions. To the extent that the Portfolio focuses its transactions with a limited number of counterparties, it will have greater exposure to the risks associated with one or more counterparties.

**Credit Quality Risk.** Through the Portfolio’s investments in fixed-income securities, the Portfolio is subject to the risks associated with the credit quality of the issuers of those fixed-income securities. Credit quality measures the likelihood that the issuer or borrower will meet its obligations on a bond. One of the fundamental risks is credit risk, which is the risk that an issuer will be unable to make principal and interest payments when due, or default on its obligations. Higher credit risk may negatively impact the Portfolio’s returns.

Many fixed-income securities receive credit ratings from services such as Standard & Poor's, Fitch, and Moody's. These services assign ratings to securities by assessing the likelihood of issuer default. The lower a bond issue is rated by an agency, the more credit risk it is considered to represent. Lower rated instruments and securities generally pay interest at a higher rate to compensate for the associated greater risk. Interest rates can fluctuate in response to economic or market conditions, which can result in a fluctuation in the price of a security and impact the Portfolio's return. If a security has not received a rating, the Portfolio must rely upon the Adviser's credit assessment, which if incorrect can also impact the Portfolio's returns. Please refer to the "Explanation of Rating Categories" section of the SAI for a description of bond rating categories.

**Derivatives Risk.** Derivatives can be volatile and involve risks in addition to the risks of the underlying referenced securities or asset. Gains or losses from a derivative investment can be substantially greater than the derivative's original cost, and can therefore involve leverage. Leverage may cause the Portfolio to be more volatile than if it had not used leverage.

The Portfolio may use short sales, futures, options, swap agreements (including, but not limited to, equity, interest rate, credit default, and total return), and other derivative instruments individually or in combination to "hedge" or protect its portfolio from adverse movements in securities prices and interest rates. The Portfolio may also use a variety of currency hedging techniques, including the use of forward currency contracts, to manage currency risk. There is no guarantee that the portfolio managers' use of derivative investments will benefit the Portfolio. The Portfolio's performance could be worse than if the Portfolio had not used such instruments. Use of such investments may instead increase risk to the Portfolio, rather than reduce risk.

Derivatives can be complex instruments and may involve analysis that differs from that required for other investment types used by the Portfolio. If the value of a derivative does not correlate well with the particular market or other asset class to which the derivative is intended to provide exposure, the derivative may not produce the anticipated result. Derivatives can also reduce the opportunity for gain or result in losses by offsetting positive returns in other investments. Derivatives can be less liquid than other types of investments and entail the risk that the counterparty will default on its payment obligations. If the counterparty to a derivative transaction defaults, the Portfolio would risk the loss of the net amount of the payments that it contractually is entitled to receive. To the extent the Portfolio enters into short derivative positions, the Portfolio may be exposed to risks similar to those associated with short sales, including the risk that the Portfolio's losses are theoretically unlimited.

- **Forward Foreign Currency Exchange Contract Risk.** Forward foreign currency exchange contracts ("forward currency contracts") involve the risk that unanticipated changes in currency prices may negatively impact the Portfolio's performance. Moreover, there may be an imperfect correlation between the Portfolio's holdings of securities quoted or denominated in a particular currency and any forward currency contracts entered into by the Portfolio, which will expose the Portfolio to risk of foreign exchange loss. The trading markets for forward currency contracts offer less protection against defaults than trading in currency instruments on an exchange. Because a forward currency contract is not guaranteed by an exchange or clearinghouse, a default on the contract could result in losses to the Portfolio and may force the Portfolio to cover its purchase or sale commitments, if any, at the current market price. In addition, forward currency contract markets can experience periods of illiquidity, which could prevent the Portfolio from divesting of a forward currency contract at the optimal time and may adversely affect the Portfolio's returns and net asset value.
- **Index Credit Default Swaps Risk.** If the Portfolio holds a long position in an index credit default swap ("CDX"), the Portfolio would indirectly bear its proportionate share of any expenses paid by a CDX. By investing in CDXs, the Portfolio could be exposed to illiquidity risk, counterparty risk, and credit risk of the issuers of the underlying loan obligations and of the CDX markets. If there is a default by the CDX counterparty, the Portfolio will have contractual remedies pursuant to the agreements related to the transaction. CDXs also bear the risk that the Portfolio will not be able to meet its obligation to the counterparty.

**Emerging Markets Risk.** Within the parameters of its specific investment policies, the Portfolio may invest in securities of issuers or companies from or with exposure to one or more "developing countries" or "emerging market countries." Such countries include, but are not limited to, countries included in the MSCI Emerging Markets Index. To the extent that the Portfolio invests a significant amount of its assets in one or more of these countries, its returns and net asset value may be affected to a large degree by events and economic conditions in such countries. The risks of foreign investing are heightened when investing in emerging markets, which may result in the price of investments in emerging markets experiencing sudden and sharp price swings. In many developing markets, there is less government supervision and regulation of stock exchanges, brokers, and listed companies than in more developed markets, making these investments potentially more volatile in price.

and less liquid than investments in developed securities markets, resulting in greater risk to investors. There is a risk in developing countries that a current or future economic or political crisis could lead to price controls, forced mergers of companies, expropriation or confiscatory taxation, imposition or enforcement of foreign ownership limits, seizure, nationalization, sanctions or imposition of restrictions by various governmental entities on investment and trading, or creation of government monopolies, any of which may have a detrimental effect on the Portfolio's investments.

The securities markets of many of these emerging market countries may also be smaller, less liquid, and subject to greater price volatility than those in the United States. In the event of a default on any investments in foreign debt obligations, it may be more difficult for the Portfolio to obtain or to enforce a judgment against the issuers of such securities. In addition, the Portfolio's investments may be denominated in foreign currencies and therefore, changes in the value of a country's currency compared to the U.S. dollar may affect the value of the Portfolio's investments. To the extent that the Portfolio invests a significant portion of its assets in the securities of emerging markets issuers in or companies of a single country or region, it is more likely to be impacted by events or conditions affecting that country or region, which could have a negative impact on the Portfolio's performance. The Portfolio may be subject to emerging markets risk to the extent that it invests in securities of issuers or companies which are not considered to be from emerging markets, but which have customers, products, or transactions associated with emerging markets.

Emerging market countries in which the Portfolio may invest include frontier market countries, which generally have smaller economies and even less developed capital markets than traditional developing markets, and, as a result, the risks of investing in developing market countries are magnified in frontier market countries. The magnification of risks are the result of: potential for extreme price volatility and illiquidity in frontier markets; government ownership or control of parts of private sector and of certain companies; trade barriers, exchange controls, managed adjustments in relative currency values and other protectionist measures imposed or negotiated by other countries; and the relatively new and unsettled securities laws in many frontier market countries.

**Eurozone Risk.** A number of countries in the EU have experienced, and may continue to experience, severe economic and financial difficulties. In particular, many EU nations are susceptible to economic risks associated with high levels of debt, notably due to investments in sovereign debt. These events have adversely affected the exchange rate of the euro and may continue to significantly affect European countries. As a result, financial markets in the EU have been subject to increased volatility and declines in asset values and liquidity. Responses to these financial problems by European governments, central banks, and others, including austerity measures and reforms, may not work, may result in social unrest, and may limit future growth and economic recovery or have other unintended consequences. All of these developments may continue to significantly affect the economies of all EU countries, which in turn may have a material adverse effect on the Portfolio's investments in such countries, other countries that depend on EU countries for significant amounts of trade or investment, or issuers with exposure to debt issued by certain EU countries.

**Exchange-Traded Funds Risk.** The Portfolio may invest in exchange-traded funds ("ETFs") to gain exposure to a particular portion of the market. ETFs are typically open-end investment companies, which may seek to track the performance of a specific index or be actively managed. ETFs are traded on a national securities exchange at market prices that may vary from the net asset value of their underlying investments. Accordingly, there may be times when an ETF trades at a premium or discount to its net asset value. When the Portfolio invests in an ETF, in addition to directly bearing the expenses associated with its own operations, it will bear a pro rata portion of the ETF's expenses. As a result, the cost of investing in the Portfolio may be higher than the cost of investing directly in ETFs and may be higher than other mutual funds that invest directly in stocks and bonds. ETFs also involve the risk that an active trading market for an ETF's shares may not develop or be maintained. Similarly, because the value of ETF shares depends on the demand in the market, the Portfolio may not be able to purchase or sell an ETF at the most optimal time, which could adversely affect the Portfolio's performance. In addition, ETFs that track particular indices may be unable to match the performance of such underlying indices due to the temporary unavailability of certain index securities in the secondary market or other factors, such as discrepancies with respect to the weighting of securities.

The ETFs in which the Portfolio invests are subject to specific risks, depending on the investment strategy of the ETF. In turn, the Portfolio will be subject to substantially the same risks as those associated with direct exposure to the securities or commodities held by the ETF. Because the Portfolio may invest in a broad range of ETFs, such risks may include, but are not limited to, leverage risk, foreign exposure risk, and commodity-linked investments risk. To the extent the Portfolio invests in fixed-income ETFs, it will be indirectly exposed to the same risks described under "Fixed-Income Securities Risk."

**Fixed-Income Securities Risk.** The Portfolio holds debt and other fixed-income securities to generate income. Typically, the values of fixed-income securities change inversely with prevailing interest rates. Therefore, a fundamental risk of fixed-income securities is interest rate risk, which is the risk that the value of such securities will generally decline as prevailing interest rates rise, which may cause the Portfolio's net asset value to likewise decrease. How specific fixed-income securities may react to changes in interest rates will depend on the specific characteristics of each security. For example, while securities with longer maturities and durations tend to produce higher yields, they also tend to be more sensitive to changes in prevailing interest rates and are therefore more volatile than shorter-term securities and are subject to greater market fluctuations as a result of changes in interest rates. However, calculations of maturity and duration may be based on estimates and may not reliably predict a security's price sensitivity to changes in interest rates. In addition, different interest rate measures (such as short- and long-term interest rates and U.S. and non-U.S. interest rates), or interest rates on different types of securities or securities of different issuers, may not necessarily change in the same amount or in the same direction. Investments in fixed-income securities with very low or negative interest rates may diminish the Portfolio's yield and performance.

Fixed-income securities are also subject to credit risk, which is the risk that the credit strength of an issuer of a fixed-income security will weaken and/or that the issuer will be unable to make timely principal and interest payments and that the security may go into default. In addition, there is prepayment risk, which is the risk that during periods of falling interest rates, certain debt obligations may be paid off quicker than originally anticipated, which may cause the Portfolio to reinvest its assets in securities with lower yields, resulting in a decline in the Portfolio's income or return potential. Fixed-income securities may also be subject to valuation risk and liquidity risk. Valuation risk is the risk that one or more of the fixed-income securities in which the Portfolio invests are priced differently than the value realized upon such security's sale. In times of market instability, valuation may be more difficult. Valuation may also be affected by changes in the issuer's financial strength, the market's perception of such strength, or in the credit rating of the issuer of the security. Liquidity risk is the risk that fixed-income securities may be difficult or impossible to sell at the time that the portfolio managers would like or at the price the portfolio managers believe the security is currently worth. To the extent the Portfolio invests in fixed-income securities in a particular industry or economic sector, its share values may fluctuate in response to events affecting that industry or sector. Securities underlying mortgage- and asset-backed securities, which may include subprime mortgages, also may be subject to a higher degree of credit risk, valuation risk, and liquidity risk. To the extent that the Portfolio invests in derivatives tied to fixed-income securities, the Portfolio may be more substantially exposed to these risks than a portfolio that does not invest in such derivatives.

The market for certain fixed-income securities may become illiquid under adverse market or economic conditions independent of any specific adverse changes in the conditions of a particular issuer. For example, dealer capacity in certain fixed-income markets appears to have undergone fundamental changes since the financial crisis of 2008, which may result in low dealer inventories and a reduction in dealer market-making capacity. The Portfolio may be subject to a greater risk of rising interest rates due to the current period of historically low rates. These developments could cause the Portfolio's net asset value to fluctuate or make it more difficult for the Portfolio to accurately value its securities. If rising interest rates cause the Portfolio to lose enough value, the Portfolio could also face increased shareholder redemptions, which may lead to increased portfolio turnover and transaction costs. An increase in shareholder redemptions could also force the Portfolio to liquidate investments at disadvantageous times or prices, therefore adversely affecting the Portfolio as well as the value of your investment. The amount of assets deemed illiquid remaining within the Portfolio may also increase, making it more difficult to meet shareholder redemptions and further adversely affecting the value of the Portfolio.

**Foreign Exposure Risk.** Within the parameters of its specific investment policies, the Portfolio may invest in foreign debt and equity securities either indirectly (e.g., depositary receipts, depositary shares, and passive foreign investment companies) or directly in foreign markets, including emerging markets. Additionally, such risk may be present with respect to investments in securities of issuers or companies that are economically tied to different countries throughout the world. An issuer is deemed to be economically tied to a country or countries if one or more of the following tests are met: (i) the issuer is organized in, or its primary business office or principal trading market of its equity is located in, the country; (ii) a majority of the issuer's revenues are derived from one or more countries; or (iii) a majority of the issuer's assets are located in one or more countries. Investments in foreign securities, including securities of foreign and emerging market governments, may involve greater risks than investing in domestic securities because the Portfolio's performance may depend on factors other than the performance of a particular company. These factors include:

- **Currency Risk.** As long as the Portfolio holds a foreign security, its value will be affected by the value of the local currency relative to the U.S. dollar. When the Portfolio sells a foreign currency denominated security, its value may be worth less in

U.S. dollars even if the security increases in value in its home country. U.S. dollar-denominated securities of foreign issuers may also be affected by currency risk, as the value of these securities may also be affected by changes in the issuer's local currency.

- **Political and Economic Risk.** Foreign investments may be subject to increased political and economic risks, including the imposition of economic and other sanctions. Sanctions imposed by the U.S. Government on other countries or persons or issuers operating in such countries could restrict the Portfolio's ability to buy affected securities or force the Portfolio to dispose of any affected securities it has previously purchased at an inopportune time. As a result, the Portfolio may experience a greater risk of loss with respect to securities impacted by such sanctions.

Political and economic risks may be heightened in emerging markets, which may have relatively unstable governments, immature economic structures, national policies restricting investments by foreigners, social instability, and different and/or developing legal systems. In some countries, there is the risk that the government may take over the assets or operations of a company or that the government may impose withholding and other taxes or limits on the removal of the Portfolio's assets from that country. In addition, the economies of emerging markets may be predominantly based on only a few industries, may be highly vulnerable to changes in local or global trade conditions, and may suffer from extreme and volatile debt burdens or inflation rates.

- **Regulatory Risk.** There may be less government supervision of foreign markets. As a result, foreign issuers may not be subject to the uniform accounting, auditing, and financial reporting standards and practices applicable to domestic issuers, and there may be less publicly available information about foreign issuers.
- **Foreign Market Risk.** Foreign securities markets, particularly those of emerging market countries, may be less liquid and more volatile than domestic markets. These securities markets may trade a small number of securities, may have a limited number of issuers and a high proportion of shares, or may be held by a relatively small number of persons or institutions. Local securities markets may be unable to respond effectively to increases in trading volume, potentially making prompt liquidation of substantial holdings difficult or impossible at times. It is also possible that certain markets may require payment for securities before delivery, and delays may be encountered in settling securities transactions. In some foreign markets, there may not be protection against failure by other parties to complete transactions. It may not be possible for the Portfolio to repatriate capital, dividends, interest, and other income from a particular country or governmental entity. In addition, securities of issuers located in or economically tied to countries with emerging markets may have limited marketability and may be subject to more abrupt or erratic price movements which could also have a negative effect on the Portfolio. Such factors may hinder the Portfolio's ability to buy and sell emerging market securities in a timely manner, affecting the Portfolio's investment strategies and potentially affecting the value of the Portfolio.
- **Geographic Concentration Risk.** To the extent that the Portfolio invests a substantial amount of its assets in issuers located in a single country or region, the economic, political, social, regulatory, or other developments or conditions within such country or region will generally have a greater effect on the Portfolio than they would on a more geographically diversified portfolio, which may result in greater losses and volatility. Adverse developments in certain regions could also adversely affect securities of other countries whose economies appear to be unrelated and could have a negative impact on the Portfolio's performance.
- **Transaction Costs.** Costs of buying, selling, and holding foreign securities, including brokerage, tax, and custody costs, may be higher than those involved in domestic transactions.

**High-Yield/High-Risk Bond Risk.** High-yield/high-risk bonds (also known as "junk" bonds) are bonds rated below investment grade by the primary rating agencies such as Standard & Poor's, Fitch, and Moody's or are unrated bonds of similar quality. The value of lower quality bonds generally is more dependent on credit risk than investment grade bonds. Issuers of high-yield/high-risk bonds may not be as strong financially as those issuing bonds with higher credit ratings and are more vulnerable to real or perceived economic changes, political changes, or adverse developments specific to the issuer. In addition, the junk bond market can experience sudden and sharp price swings.

The secondary market on which high-yield securities are traded is less liquid than the market for investment grade securities. The lack of a liquid secondary market may have an adverse impact on the market price of the security. Additionally, it may be more difficult to value the securities because valuation may require more research, and elements of judgment may play a larger role in the valuation because there is less reliable, objective data available.

Please refer to the "Explanation of Rating Categories" section of the SAI for a description of bond rating categories.



**Industry and Sector Risk.** Industry and sector risk is the possibility that a group of related securities will decline in price due to industry-specific or economic sector-specific developments. Companies in the same or similar industries and economic sectors may share common characteristics and are more likely to react similarly to industry-specific market or economic developments. The Portfolio's investments, if any, in multiple companies in a particular industry or economic sector may increase the Portfolio's exposure to industry and sector risk.

**Inflation-Related Investments Risk.** Inflation-linked bonds (including Treasury Inflation-Protected Securities, also known as TIPS), and other inflation-linked securities normally will decline in value when real interest rates rise. In certain interest rate environments, such as when real interest rates are rising faster than nominal interest rates, inflation-indexed bonds may experience greater losses than other fixed-income securities with similar durations. Except for the Portfolio's investments in TIPS, which are guaranteed as to principal by the U.S. Treasury, the inflation-adjusted principal value of inflation-linked bonds repaid at maturity may be less than the original principal. Because of their inflation-linked adjustment feature, inflation-linked bonds typically have lower yields than conventional fixed-rate securities. In the event of deflation, where prices decline over time, the principal and income of inflation-linked bonds will likely decline, resulting in losses to the Portfolio.

**Initial Public Offering and Secondary Offering Risk.** The Portfolio's purchase of shares issued in an initial public offering ("IPO") exposes it to the risks associated with companies that have little operating history as public companies, as well as to the risks inherent in those sectors of the market where these new issuers operate. Attractive IPOs are often oversubscribed and may not be available to the Portfolio, or may be available only in very limited quantities. The market for IPO issuers has been volatile, and share prices of newly public companies have fluctuated up and down significantly over short periods of time. Although IPO investments may have had a positive impact on certain portfolios' performance in the past, there can be no assurance that the Portfolio will identify favorable IPO investment opportunities in the future. In addition, under certain market conditions, a relatively small number of companies may issue securities in IPOs. Similarly, as the number of portfolios to which IPO securities are allocated increases, the number of securities issued to any one portfolio may decrease. In addition, as the Portfolio increases in size, the impact of IPOs on the Portfolio's performance will generally decrease.

The Portfolio may purchase shares in secondary offerings. Secondary offerings may expose the Portfolio to some of the risks of IPOs. Participation in secondary offerings may have a magnified impact on the performance of a portfolio to the extent that it has a small asset base and the portfolio may not experience similar performance as its assets grow. Secondary offering shares frequently are volatile in price. As a result, the Portfolio may hold secondary offering shares for a very short period of time. This may increase the portfolio turnover rate of the Portfolio and may lead to increased expenses for the Portfolio, such as commissions and transaction costs. In addition, secondary offering shares can experience an immediate drop in value if the demand for the securities does not continue to support the offering price.

**Interest Rate Risk.** Generally, a fixed-income security will increase in value when prevailing interest rates fall and decrease in value when prevailing interest rates rise. Longer-term securities are generally more sensitive to interest rate changes than shorter-term securities, but they generally offer higher yields to compensate investors for the associated risks. High-yield bond prices and floating rate debt security prices are generally less directly responsive to interest rate changes than investment grade issues or comparable fixed rate securities, and may not always follow this pattern. The Portfolio may use futures, swaps, options, and other derivatives to manage interest rate risk. The income component of the Portfolio's holdings includes fixed-income securities.

**Leverage Risk.** Engaging in transactions using leverage or those having a leveraging effect subjects the Portfolio to certain risks. Leverage can magnify the effect of any gains or losses, causing the Portfolio to be more volatile than if it had not been leveraged. Certain commodity-linked derivatives may subject the Portfolio to leveraged market exposure to commodities. In addition, the Portfolio's assets that are used as collateral to secure short sale transactions may decrease in value while the short positions are outstanding, which may force the Portfolio to use its other assets to increase collateral. There is no assurance that a leveraging strategy will be successful.

**Liquidity Risk.** The Portfolio may invest in securities or instruments that do not trade actively or in large volumes, and may make investments that are less liquid than other investments. Also, the Portfolio may make investments that may become less liquid in response to market developments or adverse investor perceptions. Investments that are illiquid or that trade in lower volumes may be more difficult to value. When there is no willing buyer and investments cannot be readily sold at the desired time or price, the Portfolio may have to accept a lower price or may not be able to sell the security or instrument at all. Investments in foreign securities, particularly those of issuers located in emerging market countries, tend to have greater

exposure to liquidity risk than domestic securities. In unusual market conditions, even normally liquid securities may be affected by a degree of liquidity risk (i.e., if the number and capacity of traditional market participants is reduced). An inability to sell one or more portfolio positions can adversely affect the Portfolio's value or prevent the Portfolio from being able to take advantage of other investment opportunities. Liquidity risk may be increased to the extent that the Portfolio invests in restricted securities that are deemed to be illiquid investments.

Liquidity risk may also refer to the risk that the Portfolio will not be able to pay redemption proceeds within the allowable time period because of unusual market conditions, an unusually high volume of redemption requests, or other reasons. While the Portfolio may pay redemptions in-kind, the Portfolio may instead choose to raise cash to meet redemption requests through the sale of portfolio securities or permissible borrowings. If the Portfolio is forced to sell securities at an unfavorable time and/or under unfavorable conditions, such sales may adversely affect the Portfolio's net asset value and may increase brokerage costs.

**Loan Risk.** The Portfolio may invest in various commercial loans. The risks of such investments vary, depending on the type of loans underlying the investments, as described below.

- **Bank Loan Risk.** The bank loans in which the Portfolio invests may be denominated in U.S. or non-U.S. currencies, including the euro. Bank loans are obligations of companies or other entities entered into in connection with recapitalizations, acquisitions, and refinancings. The Portfolio's investments in bank loans are generally acquired as a participation interest in, or assignment of, loans originated by a lender or other financial institution. These investments may include institutionally-traded floating and fixed-rate debt securities. The bank loans underlying these securities often involve borrowers with low credit ratings whose financial conditions are troubled or uncertain, including companies that are highly leveraged or in bankruptcy proceedings. Participation interests and assignments involve credit, interest rate, and liquidity risk. Some participation interests and assignments may not be considered "securities," and purchasers, such as the Portfolio, therefore may not be entitled to rely on the anti-fraud protections of the federal securities laws. Additionally, because the Adviser, in the course of investing the Portfolio's assets in loans, may have access to material non-public information regarding the borrower, the ability of the Portfolio to purchase or sell publicly-traded securities of such borrowers may be restricted. In addition, to the extent the Portfolio invests in non-U.S. bank loan investments, those investments also are subject to the risks of foreign investment, including Eurozone risk.

If the Portfolio purchases a participation interest, it may only be able to enforce its rights through the lender and may assume the credit risk of both the borrower and the lender. There are also risks involved in purchasing assignments. If a loan is foreclosed, the Portfolio may become part owner of any collateral securing the loan and may bear the costs and liabilities associated with owning and disposing of any collateral. The Portfolio could be held liable as a co-lender. In addition, there is no assurance that the liquidation of any collateral from a secured loan would satisfy a borrower's obligations or that any collateral could be liquidated. There may be a number of intermediate participants in bank loan transactions and loan agreements that have specific rights, obligations, terms, and conditions. As such, any number of factors in an investment in bank loans could cause the Portfolio to lose income or principal on a particular investment, which in turn could affect the Portfolio's returns, and you could lose money.

Interest rates on floating rate bank loans adjust with interest rate changes and/or issuer credit quality, and unexpected changes in such rates could result in losses to the Portfolio. Additionally, borrowers may pay back principal in whole or part, prior to scheduled due dates. Such prepayment may result in the Portfolio realizing less income on a particular investment and replacing the floating rate bank loan with a less attractive security, which may provide less return to the Portfolio.

Bank loans are generally less liquid than many other fixed-income securities and may be subject to restrictions on resale. Transactions in bank loans may take more than seven days to settle. As a result, the proceeds related to the sale of bank loans may not be available to make additional investments or to meet the Portfolio's redemption obligations until a substantial period after the sale of the loans. To the extent that extended settlement creates short-term liquidity needs, the Portfolio may satisfy these needs by holding additional cash or selling other investments (potentially at an inopportune time, which could result in losses to the Portfolio).

The Portfolio may not be able to identify and invest in attractive floating rate bank loans, such as senior loans, as the market for such investments may be limited in certain economic conditions or because of a high number of potential purchasers of assignments and participations. The Portfolio may also invest in other floating rate debt securities or other investments. For example, the Portfolio may invest in junior or subordinated loans or unsecured loans. Such loans may not

provide desired returns or may increase the potential for loss of income or principal. Bank loan investments may be generally considered speculative and risks arising from the Portfolio's investments in bank loans may be similar to those of investments in "junk" bonds or below investment grade investments. The Portfolio's investments in bank loans may be more sensitive to economic changes, political changes, or adverse developments specific to the borrower than higher quality investments.

- **Bridge Loan Risk.** Investments in bridge loans subject the Portfolio to certain risks in addition to those described above. In addition, any delay in obtaining permanent financing subjects the bridge loan investor to increased risk. A borrower's use of bridge loans also involves the risk that the borrower may be unable to locate permanent financing to replace the bridge loan, which may impair the borrower's perceived creditworthiness.
- **DIP Loan Risk.** Investments in debtor-in-possession ("DIP") loans are subject to the risk that the entity will not emerge from bankruptcy and will be forced to liquidate its assets. In the event of liquidation, the Portfolio's only recourse will be against the property securing the DIP loan.
- **Mezzanine Loan Risk.** Mezzanine loans generally are rated below investment grade, and frequently are unrated. Because mezzanine loans typically are the most subordinated debt obligation in an issuer's capital structure, they are subject to the additional risk that the cash flow of the related borrower and any property securing the loan may be insufficient to repay the loan after the related borrower pays off any senior obligations. Mezzanine loans, which are usually issued in private placement transactions, may be considered illiquid. In addition, they are often used by smaller companies that may be highly leveraged, and in turn may be subject to a higher risk of default. Investment in mezzanine loans is a specialized practice that depends more heavily on independent credit analysis than investments in other fixed-income securities.

**Market Risk.** The value of the Portfolio's holdings may decrease if the value of an individual company or security, or multiple companies or securities, in the Portfolio decreases or if the portfolio managers' belief about a company's intrinsic worth is incorrect. Further, regardless of how well individual companies or securities perform, the value of the Portfolio's holdings could also decrease if there are deteriorating economic or market conditions, including, but not limited to, a general decline in prices on the stock markets, a general decline in real estate markets, a decline in commodities prices, or if the market favors different types of securities than the types of securities in which the Portfolio invests. As discussed in more detail under "Fixed-Income Securities Risk," the end of quantitative easing and/or rising interest rates could cause the value of the Portfolio to decrease and result in heightened levels of market volatility as well as interest rate risk and liquidity risk. If the value of the Portfolio's holdings decreases, the Portfolio's net asset value will also decrease, which means if you sell your shares in the Portfolio you may lose money. Market risk may affect a single issuer, industry, economic sector, or the market as a whole.

The increasing interconnectivity between global economies and financial markets increases the likelihood that events or conditions in one region or financial market may adversely impact issuers in a different country, region or financial market. Social, political, economic and other conditions and events, such as natural disasters, health emergencies (e.g., epidemics and pandemics), terrorism, conflicts and social unrest, could reduce consumer demand or economic output, result in market closures, travel restrictions and/or quarantines, and generally have a significant impact on the global economies and financial markets.

- **COVID-19 Pandemic.** The effects of COVID-19 have contributed to increased volatility in global financial markets and may affect certain countries, regions, issuers, industries and market sectors more dramatically than others. These conditions and events could have a significant impact on the Portfolio and its investments, the Portfolio's ability to meet redemption requests, and the processes and operations of the Portfolio's service providers, including the Adviser.
- **Russia/Ukraine Invasion.** Russia launched a large-scale invasion of Ukraine on February 24, 2022. The extent and duration of the military action, resulting sanctions and resulting future market disruptions in the region are impossible to predict, but could be significant and have a severe adverse effect on the region, including significant negative impacts on the economy and the markets for certain securities and commodities, such as oil and natural gas, as well as other sectors.

**Money Market Fund Investment Risk.** The Portfolio may have cash balances that have not been invested in portfolio securities, which may be used to purchase shares of affiliated or non-affiliated money market funds, or cash management pooled investment vehicles that operate as money market funds, as part of a cash sweep program. By investing in a money market fund, the Portfolio will be exposed to the investment risks of the money market fund in direct proportion to such investment. The money market fund may not achieve its investment objective and, therefore, the Portfolio, through its



investment in a money market fund, may not achieve its investment objective. To the extent the Portfolio transacts in instruments such as derivatives, the Portfolio may hold investments, which may be significant, in money market fund shares to cover its obligations resulting from the Portfolio's investments in derivatives. An investment in a money market fund is not a bank deposit and is not insured or guaranteed by any bank, the FDIC or any other government agency. There can be no assurance that a money market fund will maintain a \$1.00 per share net asset value ("NAV") at all times. Factors that could adversely affect the value of a money market fund's shares include, among other things, a sharp rise in interest rates, an illiquid market for the securities held by the money market fund, a high volume of redemption activity in a fund's shares, and a credit event or credit rating downgrade affecting one or more of the issuers of securities held by the money market fund. In addition, the failure of even an unrelated money market fund to maintain a stable NAV could create a widespread risk of increased redemption pressures on all money market funds, potentially jeopardizing the stability of their NAVs. Certain money market funds have in the past failed to maintain stable NAVs, and there can be no assurance that such failures and resulting redemption pressures will not impact money market funds in the future.

Rules adopted by the Securities and Exchange Commission (the "SEC") require, among other things, certain money market funds to cause transactions in shares of these funds to be effected using a fund's NAV per share calculated out to the fourth decimal point (e.g., \$1.0000 instead of \$1.00). "Government Money Market Funds" and "Retail Money Market Funds" as defined in Rule 2a-7 under the Investment Company Act of 1940, as amended, are not subject to the floating NAV requirements. In addition, certain money market funds may impose a fee upon sale of shares or may temporarily suspend the ability to sell shares of the money market fund if the money market fund's liquidity falls below required minimums because of market conditions or other factors.

There can be no assurance that the Portfolio's investments in money market funds are not adversely affected by reforms to money market regulation that may be adopted by the SEC or other regulatory authorities.

In addition to the fees and expenses that the Portfolio directly bears, the Portfolio indirectly bears the fees and expenses of any money market fund in which it invests. To the extent these fees and expenses are expected to equal or exceed 0.01% of the Portfolio's average daily net assets, they will be reflected in the Annual Fund Operating Expenses section set forth in this Prospectus.

***Mortgage- and Asset-Backed Securities Risk.*** Rising interest rates tend to extend the duration of, or reduce the rate of prepayments on, both commercial mortgage-backed securities ("CMBS") and residential mortgage-backed securities ("RMBS"), making them more sensitive to changes in interest rates ("extension risk"). As a result, in a period of rising interest rates, the price of mortgage-backed securities may fall, causing the Portfolio to exhibit additional volatility. Mortgage-backed securities are also subject to prepayment risk. When interest rates decline, borrowers may pay off their mortgages sooner than expected. This can reduce the Portfolio's returns because the Portfolio will have to reinvest that money at lower prevailing interest rates. Investments in certain mortgage-backed securities, including those comprised of subprime mortgages, may be subject to a higher degree of credit risk, valuation risk, and liquidity risk than various other types of fixed-income securities. Additionally, although mortgage-backed securities are generally supported by some form of government or private guarantee and/or insurance, there is no assurance that guarantors or insurers will meet their obligations.

CMBS are subject to certain other risks. The market for CMBS developed more recently than that for RMBS and is relatively small in terms of outstanding principal amount of issues compared to the RMBS market. CMBS are also subject to risks associated with a lack of standardized terms, shorter maturities than residential mortgage loans, and payment of all or substantially all of the principal at maturity, rather than regular amortization of principal. Moreover, the type and use of a particular commercial property may add to the risk of CMBS investments. Adverse changes in economic conditions and circumstances are more likely to have an adverse impact on mortgage-backed securities secured by loans on commercial properties than on those secured by residential properties.

Similarly, the value of the Portfolio's investments in asset-backed securities may be adversely affected by changes in interest rates, factors concerning the interests in and structure of the issuer or originator of the receivables, the creditworthiness of the entities that provide any supporting letters of credit, surety bonds, or other credit or liquidity enhancements, and/or the market's assessment of the quality of the underlying assets. Generally, the originating bank or credit provider is neither the obligor nor the guarantor of the security, and interest and principal payments ultimately depend upon payment of the underlying loans by individuals. The Portfolio could incur a loss if the underlying loans are not paid. In addition, most asset-backed securities are subject to prepayment risk in a declining interest rate environment. The impact of prepayments on the

value of asset-backed securities may be difficult to predict and may result in greater volatility. Rising interest rates tend to extend the duration of asset-backed securities, making them more volatile and sensitive to changing interest rates.

**Private Placements and Other Restricted Securities Risk.** Investments in private placements and other restricted securities could decrease the Portfolio's liquidity profile or prevent the Portfolio from disposing of them promptly at advantageous prices. Private placements and restricted securities may be less liquid than other investments because such securities may not always be readily sold in broad public markets and may have no active trading market. As a result, they may be difficult to value because market quotations may not be readily available. Transaction costs may be higher for these securities, and the Portfolio may get only limited information about the issuer of a private placement or other restricted security.

**REIT Risk.** To the extent that the Portfolio holds REITs and REIT-like entities, it may be subject to the additional risks associated with REIT and REIT-like investments. REITs and REIT-like entities are subject to heavy cash flow dependency to allow them to make distributions to their shareholders. The prices of equity REITs are affected by changes in the value of the underlying property owned by the REITs, changes in capital markets and interest rates, management skill in running a REIT, and the creditworthiness of the REIT. The prices of mortgage REITs are affected by the quality of any credit they extend, the creditworthiness of the mortgages they hold, as well as by the value of the property that secures the mortgages. In addition, mortgage REITs (similar to direct investments in mortgage-backed securities) are subject to prepayment risk. Equity REITs and mortgage REITs are subject to heavy cash flow dependency, defaults by borrowers, and self-liquidation. There is also the risk that borrowers under mortgages held by a REIT or lessees of a property that a REIT owns may be unable to meet their obligations to the REIT. In the event of a default by a borrower or lessee, the REIT may incur substantial costs associated with protecting its investments. While equity REITs and mortgage REITs may provide exposure to a large number of properties, such properties may be concentrated in a particular industry, region, or housing type, making such investments more vulnerable to unfavorable developments to economic or market events. Certain "special purpose" REITs in which the Portfolio may invest focus their assets in specific real property sectors, such as hotels, shopping malls, nursing homes, or warehouses, and are therefore subject to the specific risks associated with adverse developments in these sectors. The Portfolio's shareholders will indirectly bear their proportionate share of the REIT's expenses, in addition to their proportionate share of the Portfolio's expenses. The value of investments REOCs will generally be affected by the same factors that adversely affect REIT investments; however, REOCs may also be adversely affected by income streams derived from businesses other than real estate ownership.

Additionally, a REIT that fails to comply with federal tax requirements affecting REITs may be subject to federal income taxation, or the federal tax requirement that a REIT distribute substantially all of its net income to its shareholders may result in a REIT having insufficient capital for future expenditures. REITs are also subject to certain provisions under federal tax law and the failure of a company to qualify as a REIT could have adverse consequences for the Portfolio, including significantly reducing the return to the Portfolio on its investment in such company.

**Small- and Mid-Sized Companies Risk.** The Portfolio's investments in securities issued by small- and mid-sized companies, which can include smaller, start-up companies offering emerging products or services, may involve greater risks than are customarily associated with larger, more established companies. For example, while small- and mid-sized companies may realize more substantial growth than larger or more established issuers, they may also suffer more significant losses as a result of their narrow product lines, limited operating history, greater exposure to competitive threats, limited financial resources, limited trading markets, and the potential lack of management depth. Securities issued by small- and mid-sized companies tend to be more volatile and somewhat more speculative than securities issued by larger or more established companies and may underperform as compared to the securities of larger or more established companies. These holdings are also subject to wider price fluctuations and tend to be less liquid than stocks of larger or more established companies, which could have a significant adverse effect on the Portfolio's returns, especially as market conditions change.

**Sovereign Debt Risk.** The Portfolio may invest in U.S. and non-U.S. government debt securities ("sovereign debt"). Some investments in sovereign debt, such as U.S. sovereign debt, are considered low risk. However, investments in sovereign debt, especially the debt of certain emerging market countries, can involve a high degree of risk, including the risk that the governmental entity that controls the repayment of sovereign debt may not be willing or able to repay the principal and/or to pay the interest on its sovereign debt in a timely manner. A sovereign debtor's willingness or ability to satisfy its debt obligation may be affected by various factors, including its cash flow situation, the extent of its foreign currency reserves, the availability of foreign exchange when a payment is due, the relative size of its debt position in relation to its economy as a whole, the sovereign debtor's policy toward international lenders, and local political constraints to which the governmental entity may be subject. Sovereign debtors may also be dependent on expected disbursements from foreign governments,

multilateral agencies, and other entities. The failure of a sovereign debtor to implement economic reforms, achieve specified levels of economic performance, or repay principal or interest when due may result in the cancellation of third party commitments to lend funds to the sovereign debtor, which may further impair such debtor's ability or willingness to timely service its debts. The Portfolio may be requested to participate in the rescheduling of such sovereign debt and to extend further loans to governmental entities, which may adversely affect the Portfolio's holdings. In the event of default, there may be limited or no legal remedies for collecting sovereign debt and there may be no bankruptcy proceedings through which the Portfolio may collect all or part of the sovereign debt that a governmental entity has not repaid. In addition, to the extent the Portfolio invests in non-U.S. sovereign debt, it may be subject to currency risk.

**TBA Commitments Risk.** The Portfolio may enter into "to be announced" or "TBA" commitments. Although the particular TBA securities must meet industry-accepted "good delivery" standards, there can be no assurance that a security purchased on a forward commitment basis will ultimately be issued or delivered by the counterparty. If the counterparty to a transaction fails to deliver the securities, the Portfolio could suffer a loss. Because TBA commitments do not require the delivery of a specific security, the characteristics of a security delivered to the Portfolio may be less favorable than expected. There is a risk that the security that the Portfolio buys will lose value between the purchase and settlement dates. When the Portfolio sells a TBA security prior to settlement, it does not participate in future gains or losses with respect to the security. The Portfolio is generally not required to pay for the TBA security until the settlement date and, as a result, if the Portfolio remains substantially fully invested at a time when TBA commitment purchases are outstanding, the purchases may result in a form of leverage.

# MANAGEMENT OF THE PORTFOLIO

## INVESTMENT ADVISER

Janus Henderson Investors US LLC, 151 Detroit Street, Denver, Colorado 80206-4805, is the investment adviser to the Portfolio. Effective January 3, 2022, the Adviser changed its name from Janus Capital Management LLC to Janus Henderson Investors US LLC. The Adviser is responsible for the day-to-day management of the Portfolio's investment portfolio and furnishes continuous advice and recommendations concerning the Portfolio's investments. The Adviser also provides certain administration and other services and is responsible for other business affairs of the Portfolio.

The Adviser (together with its predecessors and affiliates) has served as investment adviser to the Janus Henderson mutual funds since 1970 and currently serves as investment adviser to all of the Janus Henderson mutual funds as well as the Janus Henderson exchange-traded funds, acts as subadviser for a number of private-label mutual funds, and provides separate account advisory services for institutional accounts and other unregistered products.

The Trust and the Adviser have received an exemptive order from the SEC that permits the Adviser, subject to the approval of the Trustees, to appoint or replace certain subadvisers to manage all or a portion of the Portfolio's assets and enter into, amend, or terminate a subadvisory agreement with certain subadvisers without obtaining shareholder approval (a "manager-of-managers structure"). The manager-of-managers structure applies to subadvisers that are not affiliated with the Trust or the Adviser ("non-affiliated subadvisers"), as well as any subadviser that is an indirect or direct "wholly-owned subsidiary" (as such term is defined by the Investment Company Act of 1940, as amended) of the Adviser or of another company that, indirectly or directly, wholly owns the Adviser (collectively, "wholly-owned subadvisers").

Pursuant to the order, the Adviser, with the approval of the Trustees, has the discretion to terminate any subadviser and allocate and, as appropriate, reallocate the Portfolio's assets among the Adviser and any other non-affiliated subadvisers or wholly-owned subadvisers (including terminating a non-affiliated subadviser and replacing it with a wholly-owned subadviser). To the extent that the Portfolio's assets are allocated to one or more subadvisers, the Adviser, subject to oversight by the Trustees, would have the responsibility to oversee such subadviser(s) to the Portfolio and to recommend for approval by the Trustees, the hiring, termination, and replacement of a subadviser for the Portfolio. In the event that the Adviser hires a subadviser pursuant to the manager-of-managers structure, the Portfolio would provide shareholders with information about the subadviser and subadvisory agreement within 90 days.

The Adviser furnishes certain administration, compliance, and accounting services to the Portfolio, including providing office space for the Portfolio and providing personnel to serve as officers to the Portfolio. The Portfolio reimburses the Adviser for certain of its costs in providing these services (to the extent the Adviser seeks reimbursement and such costs are not otherwise waived). These costs include some or all of the salaries, fees, and expenses of the Adviser's employees and Portfolio officers, including the Portfolio's Chief Compliance Officer and compliance staff, that provide specified administration and compliance services to the Portfolio. The Portfolio pays these costs based on out-of-pocket expenses incurred by the Adviser, and these costs are separate and apart from advisory fees and other expenses paid in connection with the investment advisory services the Adviser provides to the Portfolio.

## MANAGEMENT EXPENSES

The Portfolio pays the Adviser an investment advisory fee and incurs expenses, including administrative services fees payable pursuant to the Transfer Agency Agreement, any other transfer agent and custodian fees and expenses, legal and auditing fees, printing and mailing costs of sending reports and other information to existing shareholders, and Independent Trustees' fees and expenses. The Portfolio's investment advisory fee is calculated daily and paid monthly. The Portfolio's advisory agreement details the investment advisory fee and other expenses that the Portfolio must pay.

The following table reflects the Portfolio's contractual investment advisory fee rate (expressed as an annual rate), as well as the actual investment advisory fee rate paid by the Portfolio to the Adviser. The rate shown is a fixed rate based on the Portfolio's average daily net assets.

| Portfolio Name     | Average Daily Net Assets of the Portfolio | Contractual Investment Advisory Fee (%) (annual rate) | Actual Investment Advisory Fee Rate (%) (for the fiscal year ended December 31, 2021) |
|--------------------|---|---|---|
| Balanced Portfolio | All Asset Levels                          | 0.55  | 0.55  |

A discussion regarding the basis for the Trustees' approval of the Portfolio's investment advisory agreement is included in the Portfolio's annual report (for the period ending December 31) and semiannual report (for the period ending June 30) to shareholders. You can request the Portfolio's annual or semiannual reports (as they become available), free of charge, by contacting your plan sponsor, broker-dealer, or financial intermediary, or by contacting a Janus Henderson representative at 1-877-335-2687. The reports are also available, free of charge, at [janushenderson.com/VIT](http://janushenderson.com/VIT).

## INVESTMENT PERSONNEL

### Balanced Portfolio

---

Co-Portfolio Managers Jeremiah Buckley, Michael Keough, and Greg Wilensky are responsible for the day-to-day management of the Portfolio. Messrs. Keough and Wilensky focus on the fixed-income portion of the Portfolio. Mr. Buckley focuses on the equity portion of the Portfolio.

**Jeremiah Buckley**, CFA, is Executive Vice President and Co-Portfolio Manager of Balanced Portfolio, which he has co-managed since December 2015. Mr. Buckley is also Portfolio Manager of other Janus Henderson accounts. He holds a Bachelor of Arts degree in Economics from Dartmouth College, where he graduated Phi Beta Kappa. He holds the Chartered Financial Analyst designation.

**Michael Keough** is Executive Vice President and Co-Portfolio Manager of Balanced Portfolio, which he has co-managed since December 2019. Mr. Keough is also Portfolio Manager of other Janus Henderson accounts. He joined the Adviser in January 2007. Mr. Keough holds a Bachelor of Science degree in Business/Management from the United States Air Force Academy.

**Greg Wilensky**, CFA, is Head of U.S. Fixed-Income of Janus Henderson Investors. He is Executive Vice President and Co-Portfolio Manager of Balanced Portfolio, which he has co-managed since February 2020. Mr. Wilensky is also Portfolio Manager of other Janus Henderson accounts. Prior to joining the Adviser in January 2020, he was Director and Lead Portfolio Manager of the U.S. Multi-Sector Fixed Income team at AllianceBernstein since 2007. Mr. Wilensky holds a Bachelor of Science degree in Business Administration from Washington University and a Master's degree in Business Administration from the University of Chicago. He holds the Chartered Financial Analyst designation.

Information about the portfolio managers' compensation structure and other accounts managed, as well as the aggregate range of their individual ownership in the Portfolio(s) that they manage and certain other mutual funds advised by the Adviser, is included in the SAI.

### Conflicts of Interest

The Adviser manages other funds and numerous other accounts, which may include separate accounts and other pooled investment vehicles, such as hedge funds. Side-by-side management of multiple accounts, including the management of a cash collateral pool for securities lending and investing the Janus Henderson funds' cash, may give rise to conflicts of interest among those accounts, and may create potential risks, such as the risk that investment activity in one account may adversely affect another account. For example, short sale activity in an account could adversely affect the market value of long positions in one or more other accounts (and vice versa). Side-by-side management may raise additional potential conflicts of interest relating to the allocation of investment opportunities and the aggregation and allocation of trades. Additionally, the Adviser manages the Janus Henderson "funds of funds," which are funds that invest primarily in other mutual funds that are managed by the Adviser. Because the Adviser manages the Janus Henderson "funds of funds" and the Janus Henderson funds, it is subject to certain potential conflicts of interest when allocating the assets of a Janus Henderson "fund of funds" among such Janus Henderson funds. Purchases and redemptions of fund shares by a Janus Henderson "fund of funds" due to reallocations or rebalancings may result in a fund having to sell securities or invest cash when it otherwise would not do so. Such transactions could accelerate the realization of taxable income if sales of securities resulted in gains. In addition, redemptions by a Janus Henderson "fund of funds" could cause actual expenses to increase, or could result in the fund's current expenses being allocated over a smaller asset base, which may lead to an increase in the fund's expense ratio. The impact of these transactions is likely to be greater when a Janus Henderson "fund of funds" purchases, redeems, or owns a substantial portion of a fund's shares. A further discussion of potential conflicts of interest and a discussion of certain procedures intended to mitigate such potential conflicts are contained in the Portfolio's SAI.

## OTHER INFORMATION

---

### **CLASSES OF SHARES**

Only Institutional Shares are offered by this Prospectus. The Shares are available only in connection with investment in and payments under variable insurance contracts, as well as certain qualified retirement plans. Service Shares are offered only in connection with investment in and payments under variable insurance contracts, as well as certain qualified retirement plans, that require a fee from Portfolio assets to procure distribution and/or administrative services to contract owners and plan participants. Because the expenses of each class may differ, the performance of each class is expected to differ. If you would like additional information about the Service Shares, please call 1-800-525-0020. In addition, for an analysis of fees associated with an investment in either share class or other similar funds, please visit [www.finra.org/fundanalyzer](http://www.finra.org/fundanalyzer).

### **CLOSED PORTFOLIO POLICIES**

The Portfolio may limit sales of its Shares to new investors. If sales of the Portfolio are limited, it is expected that existing shareholders invested in the Portfolio would be permitted to continue to purchase Shares through their existing Portfolio accounts and to reinvest any dividends or capital gains distributions in such accounts, absent highly unusual circumstances. Requests for new accounts into a closed portfolio would be reviewed by management, taking into consideration eligibility requirements and whether the addition to the portfolio is believed to negatively impact existing portfolio shareholders. The closed portfolio may decline opening new accounts, including eligible new accounts, if it would be in the best interests of the portfolio and its shareholders. If applicable, additional information regarding general policies and exceptions can be found in a closed portfolio's prospectuses.

### **LIQUIDATION/REORGANIZATION OF A PORTFOLIO**

It is important to know that, pursuant to the Trust's Amended and Restated Trust Instrument, the Trustees have the authority to merge, liquidate, and/or reorganize a portfolio into another portfolio without seeking shareholder vote or consent.

### **DISTRIBUTION OF THE PORTFOLIO**

The Portfolio is distributed by Janus Henderson Distributors US LLC (the "Distributor"), which is a member of the Financial Industry Regulatory Authority, Inc. ("FINRA"). To obtain information about FINRA member firms and their associated persons, you may contact FINRA at [www.finra.org](http://www.finra.org), or 1-800-289-9999.

### DISTRIBUTIONS

To avoid taxation of the Portfolio, the Internal Revenue Code of 1986, as amended (the “Internal Revenue Code”) requires the Portfolio to distribute all or substantially all of its net investment income and any net capital gains realized on its investments at least annually. The Portfolio’s income from certain dividends, interest, and any net realized short-term capital gains are paid to shareholders as ordinary income dividends. Net realized long-term capital gains, if any, are paid to shareholders as capital gains distributions, regardless of how long Shares of the Portfolio have been held. A portion of the Portfolio’s distributions received from REITs may be classified as a return of capital for federal income tax purposes. As a result, the Portfolio is more likely to make distributions that are treated as returns of capital, and possibly in greater amounts, than a portfolio that does not invest in REITs. Distributions are made at the class level, so they may vary from class to class within a single portfolio.

#### Distribution Schedule

Dividends for the Portfolio are normally declared and distributed in June and December. Capital gains are normally declared and distributed in June. However, in certain situations it may be necessary for the Portfolio to declare and distribute capital gains in December. If necessary, dividends and net capital gains may be distributed at other times as well. Unless otherwise instructed, distributions of net investment income and net capital gains, if any, are automatically reinvested in additional Shares of the Portfolio.

#### How Distributions Affect the Portfolio’s NAV

Distributions are paid to shareholders as of the record date of a distribution of the Portfolio, regardless of how long the Shares have been held. Undistributed dividends and net capital gains are included in the Portfolio’s daily net asset value (“NAV”). The share price of the Portfolio drops by the amount of the distribution, net of any subsequent market fluctuations. For example, assume that on December 31, the Portfolio declared a dividend in the amount of \$0.25 per share. If the Portfolio’s share price was \$10.00 on December 30, the Portfolio’s share price on December 31 would be \$9.75, barring market fluctuations.

### TAXES

#### Taxes on Distributions

Because Shares of the Portfolio may be purchased only through variable insurance contracts and certain qualified retirement plans, it is anticipated that any income dividends or net capital gains distributions made by the Portfolio will be exempt from current federal income taxation if left to accumulate within the variable insurance contract or qualified retirement plan. Generally, withdrawals from such contracts or plans may be subject to federal income tax at ordinary income rates and, if withdrawals are made from a retirement plan before age 59½, a 10% penalty tax may be imposed. The federal income tax status of your investment depends on the features of your qualified retirement plan or variable insurance contract. Further information may be found in your plan documents or in the prospectus of the separate account offering such contract.

#### Taxation of the Portfolio

Dividends, interest, and some capital gains received by the Portfolio on foreign securities may be subject to foreign tax withholding or other foreign taxes. If the Portfolio is eligible, it may from year to year make the election permitted under Section 853 of the Internal Revenue Code to pass through such taxes to shareholders as a foreign tax credit. If such an election is not made, any foreign taxes paid or accrued will represent an expense to the Portfolio.

The Portfolio does not expect to pay any federal income or excise taxes because it intends to meet certain requirements of the Internal Revenue Code. In addition, because the Shares of the Portfolio are sold in connection with variable insurance contracts, the Portfolio intends to satisfy the diversification requirements applicable to insurance company separate accounts under the Internal Revenue Code. If the Portfolio invests in partnerships, it may be subject to state tax liabilities.



## SHAREHOLDER'S GUIDE

---

Investors may not purchase or redeem Shares of the Portfolio directly. Shares may be purchased or redeemed only through variable insurance contracts offered by the separate accounts of participating insurance companies or through certain qualified retirement plans. **Refer to the prospectus for the participating insurance company's separate account or your plan documents for instructions on purchasing or selling variable insurance contracts and on how to select the Portfolio as an investment option for a contract or a qualified retirement plan.**

With certain exceptions, the Portfolio is generally available only to shareholders residing in the United States and employees of the Adviser or its affiliates. For purposes of this policy, the Portfolio requires that a shareholder and/or entity be a U.S. citizen residing in the United States or a U.S. Territory (including overseas U.S. military or diplomatic addresses) or a resident alien residing in the United States or a U.S. Territory with a valid U.S. Taxpayer Identification Number to open an account with the Portfolio.

### PRICING OF PORTFOLIO SHARES

The per share NAV for each class is computed by dividing the total value of assets allocated to the class, less liabilities allocated to that class, by the total number of outstanding shares of the class. The Portfolio's NAV is calculated as of the close of the regular trading session of the New York Stock Exchange ("NYSE") (normally 4:00 p.m. New York time) each day that the NYSE is open ("business day"). However, the time at which the Portfolio's NAV is calculated may be changed if trading on the NYSE is restricted, the NYSE closes at a different time, or as permitted by the SEC. Foreign securities held by the Portfolio may be traded on days and at times when the NYSE is closed and the NAV is therefore not calculated. Accordingly, the value of the Portfolio's holdings may change on days that are not business days in the United States and on which you will not be able to purchase or redeem the Portfolio's Shares.

All purchases and redemptions will be duly processed at the NAV next calculated after your request is received in good order by the Portfolio or its agents. In order to receive a day's price, your order must be received in good order by the Portfolio (or insurance company or plan sponsor) or its agents by the close of the regular trading session of the NYSE.

Securities held by the Portfolio are valued in accordance with policies and procedures established by and under the oversight of the Trustees. To the extent available, domestic and foreign equity securities traded on a securities exchange are generally valued at the closing prices on the primary market or exchange on which they trade. Most fixed-income securities are typically valued using an evaluated bid price supplied by an approved pricing service that is intended to reflect market value. The evaluated bid price is an evaluation that may consider factors such as security prices, yields, maturities, and ratings. Certain short-term instruments maturing within 60 days or less may be valued at amortized cost, which approximates market value. If a market quotation or evaluated price for a security is not readily available or is deemed unreliable, or if an event that is expected to affect the value of the security occurs after the close of the principal exchange or market on which the security is traded, and before the close of the NYSE, a fair value of the security will be determined in good faith under the policies and procedures. Such events include, but are not limited to: (i) a significant event that may affect the securities of a single issuer, such as a merger, bankruptcy, or significant issuer-specific development; (ii) an event that may affect an entire market, such as a natural disaster or significant governmental action; (iii) a non-significant event such as a market closing early or not opening, or a security trading halt; and (iv) pricing of a non-valued security and a restricted or non-public security. This type of fair value pricing may be more commonly used with foreign equity securities, but it may also be used with, among other things, thinly-traded domestic securities or fixed-income securities. Special valuation considerations may apply with respect to "odd-lot" fixed-income transactions which, due to their small size, may receive evaluated prices by pricing services which reflect a large block trade and not what actually could be obtained for the odd-lot position. For valuation purposes, quotations of foreign portfolio securities, other assets and liabilities, and forward contracts stated in foreign currency are generally translated into U.S. dollar equivalents at the prevailing market rates. The Portfolio uses systematic fair valuation models provided by an independent pricing service to value foreign equity securities in order to adjust for stale pricing, which may occur between the close of certain foreign exchanges and the close of the NYSE.

Due to the subjective nature of systematic fair value pricing, the Portfolio's value for a particular security may be different from the last quoted market price. Systematic fair value pricing may reduce arbitrage activity involving the frequent buying and selling of mutual fund shares by investors seeking to take advantage of a perceived lag between a change in the value of the Portfolio's securities and the reflection of such change in the Portfolio's NAV, as further described in the "Excessive Trading" section of this Prospectus. While funds that invest in foreign securities may be at a greater risk for arbitrage activity, such activity may also arise in funds which do not invest in foreign securities, for example, when trading in a security held by a portfolio is halted and does not resume prior to the time the portfolio calculates its NAV (referred to as "stale pricing").



Portfolios that hold thinly-traded securities, such as certain small-capitalization securities or high-yield fixed-income securities, may be subject to attempted use of arbitrage techniques. To the extent that the Portfolio's valuation of a security is different from the security's market value, short-term arbitrage traders buying and/or selling shares of the Portfolio may dilute the NAV of the Portfolio, which negatively impacts long-term shareholders. The Portfolio's valuation and excessive trading policies and procedures may not completely eliminate short-term trading in certain omnibus accounts and other accounts traded through intermediaries.

The value of the securities of other open-end funds held by the Portfolio, if any, will be calculated using the NAV of such open-end funds, and the prospectuses for such open-end funds explain the circumstances under which they use fair value pricing and the effects of using fair value pricing.

## **ADMINISTRATIVE FEES**

The Transfer Agent receives an administrative services fee at an annual rate of 0.05% of the average daily net assets of the Portfolio for arranging for the provision by participating insurance companies and qualified plan service providers of administrative services, including recordkeeping, subaccounting, order processing, or other shareholder services provided on behalf of contract holders or plan participants investing in the Portfolio. Other shareholder services may include the provision of order confirmations, periodic account statements, forwarding prospectuses, shareholder reports, and other materials to existing customers, and answering inquiries regarding accounts. The Transfer Agent expects to use this entire fee to compensate insurance companies and qualified plan service providers for providing these services to their customers who invest in the Portfolio.

## **PAYMENTS TO FINANCIAL INTERMEDIARIES BY THE ADVISER OR ITS AFFILIATES**

From its own assets, the Adviser or its affiliates pay fees to selected insurance companies, qualified plan service providers or their affiliates, or other financial intermediaries that distribute, market, or promote the Portfolio or perform related services for contract owners and plan participants. The amount of these payments is determined from time to time by the Adviser, may be substantial, and may differ for different financial intermediaries. The Adviser and its affiliates consider a number of factors in making payments to financial intermediaries.

The Adviser or its affiliates pay fees, from their own assets, to selected insurance companies, qualified plan service providers, and other financial intermediaries for providing recordkeeping, subaccounting, transaction processing, and other shareholder or administrative services (including payments for processing transactions via the National Securities Clearing Corporation ("NSCC") or other means) in connection with investments in the Janus Henderson funds. These fees are in addition to any fees that may be paid by the Janus Henderson funds for these types of services or other services.

In addition, the Adviser or its affiliates periodically share certain marketing expenses with selected intermediaries, or pay for or sponsor informational meetings, seminars, client awareness events, support for marketing materials, sales reporting, or business building programs for such intermediaries to raise awareness of the Portfolio. The Adviser or its affiliates make payments to participate in selected intermediary marketing support programs which may provide the Adviser or its affiliates with one or more of the following benefits: attendance at sales conferences, participation in meetings or training sessions, access to or information about intermediary personnel, use of an intermediary's marketing and communication infrastructure, fund analysis tools, data, business planning and strategy sessions with intermediary personnel, information on industry- or platform-specific developments, trends and service providers, and other marketing-related services. Such payments may be in addition to, or in lieu of, the fees described above. These payments are intended to promote the sales of Janus Henderson funds and to reimburse financial intermediaries, directly or indirectly, for the costs that they or their salespersons incur in connection with educational seminars, meetings, and training efforts about the Janus Henderson funds to enable the intermediaries and their salespersons to make suitable recommendations, provide useful services, and maintain the necessary infrastructure to make the Janus Henderson funds available to their customers.

The receipt of (or prospect of receiving) fees or reimbursements and other forms of compensation described above may provide a financial intermediary and its salespersons with an incentive to favor sales of Janus Henderson funds' shares over sales of other mutual funds (or non-mutual fund investments) or to favor sales of one class of Janus Henderson funds' shares over sales of another Janus Henderson funds' share class, with respect to which the financial intermediary does not receive such payments or receives them in a lower amount. The receipt of these payments may cause certain financial intermediaries to elevate the prominence of the Janus Henderson funds within such financial intermediary's organization by, for example,

placement on a list of preferred or recommended funds and/or the provision of preferential or enhanced opportunities to promote the Janus Henderson funds in various ways within such financial intermediary's organization.

From time to time, certain financial intermediaries approach the Adviser to request that the Adviser make contributions to certain charitable organizations. In these cases, the Adviser's contribution may result in the financial intermediary, or its salespersons, recommending Janus Henderson funds over other mutual funds (or non-mutual fund investments).

The payment arrangements described above will not change the price a contract owner or plan participant pays for Shares nor the amount that a Janus Henderson fund receives to invest on behalf of the contract owner or plan participant. You should consider whether such arrangements exist when evaluating any recommendations from an intermediary to purchase or sell Shares of the Portfolio and, if applicable, when considering which share class of the Portfolio is most appropriate for you. Please contact your insurance company or plan sponsor for details on such arrangements.

## **PURCHASES**

Purchases of Shares may be made only by the separate accounts of insurance companies for the purpose of funding variable insurance contracts or by certain qualified retirement plans. Refer to the prospectus of the appropriate insurance company separate account or your plan documents for information on how to invest in the Shares of the Portfolio. Under certain circumstances, the Portfolio may permit an in-kind purchase of Shares. Participating insurance companies and certain other designated organizations are authorized to receive purchase orders on the Portfolio's behalf. As discussed under "Payments to Financial Intermediaries by the Adviser or its Affiliates," the Adviser and its affiliates make payments to selected insurance companies, qualified plan service providers, or their affiliates, or other financial intermediaries that were instrumental in the acquisition or retention of accounts for the Portfolio or that provide services in connection with investments in the Portfolio. You should consider such arrangements when evaluating any recommendation of the Portfolio.

The Portfolio reserves the right to reject any purchase order, including exchange purchases, for any reason. The Portfolio is not intended for excessive trading. For more information about the Portfolio's policy on excessive trading, refer to "Excessive Trading."

The Portfolio may discontinue sales to a qualified plan and require plan participants with existing investments in the Shares to redeem those investments if the plan loses (or in the opinion of the Adviser, is at risk of losing) its qualified plan status.

In compliance with the Uniting and Strengthening America by Providing Appropriate Tools Required to Intercept and Obstruct Terrorism Act of 2001 ("USA PATRIOT Act"), your insurance company or plan sponsor is required to verify certain information on your account application as part of its Anti-Money Laundering Program. You will be required to provide your full name, date of birth, Social Security number, and permanent street address to assist in verifying your identity. You may also be asked to provide documents that may help to establish your identity. Until verification of your identity is made, your insurance company or plan sponsor may temporarily limit additional share purchases. In addition, your insurance company or plan sponsor may close an account if they are unable to verify a shareholder's identity. Please contact your insurance company or plan sponsor if you need additional assistance when completing your application or additional information about the insurance company or plan sponsor's Anti-Money Laundering Program.

In an effort to ensure compliance with this law, the Adviser's Anti-Money Laundering Program (the "Program") provides for the development of internal practices, procedures and controls, designation of anti-money laundering compliance officers, an ongoing training program, and an independent audit function to determine the effectiveness of the Program.

### **Potential Conflicts**

Although the Portfolio does not currently anticipate any disadvantages to policy owners because the Portfolio offers its Shares to unaffiliated variable annuity and variable life separate accounts of insurance companies that are unaffiliated with the Adviser and to certain qualified retirement plans, there is a possibility that a material conflict may arise. The Trustees monitor events in an effort to identify any disadvantages or material irreconcilable conflicts and to determine what action, if any, should be taken in response. If a material disadvantage or conflict is identified, the Trustees may require one or more insurance company separate accounts or qualified plans to withdraw its investments in the Portfolio or substitute Shares of another portfolio. If this occurs, the Portfolio may be forced to sell its securities at disadvantageous prices. In addition, the Portfolio may refuse to sell its Shares to any separate account or qualified plan or may suspend or terminate the offering of the Portfolio's Shares if such action is required by law or regulatory authority or is in the best interests of the Portfolio's shareholders. It is possible that a qualified plan investing in the Portfolio could lose its qualified plan status under the

Internal Revenue Code, which could have adverse tax consequences on insurance company separate accounts investing in the Portfolio. The Adviser intends to monitor such qualified plans, and the Portfolio may discontinue sales to a qualified plan and require plan participants with existing investments in the Portfolio to redeem those investments if a plan loses (or in the opinion of the Adviser is at risk of losing) its qualified plan status.

## **REDEMPTIONS**

Redemptions, like purchases, may be effected only through the separate accounts of participating insurance companies or through certain qualified retirement plans. Please refer to the appropriate separate account prospectus or plan documents for details.

Shares of the Portfolio may be redeemed on any business day on which the Portfolio's NAV is calculated. Redemptions are duly processed at the NAV next calculated after your redemption order is received in good order by the Portfolio or its agents. Redemption proceeds will normally be sent within two business days following receipt of the redemption order. The Portfolio typically expects to meet redemption requests by paying out proceeds from cash or cash equivalent portfolio holdings, or by selling portfolio holdings. In stressed market conditions, and other appropriate circumstances, redemption methods may include borrowing funds or redeeming in-kind.

The Portfolio reserves the right to postpone payment of redemption proceeds for up to seven calendar days. Additionally, the right to require the Portfolio to redeem its Shares may be suspended, or the date of payment may be postponed beyond seven calendar days, whenever: (i) trading on the NYSE is restricted, as determined by the SEC, or the NYSE is closed (except for holidays and weekends); (ii) the SEC permits such suspension and so orders; or (iii) an emergency exists as determined by the SEC so that disposal of securities or determination of NAV is not reasonably practicable.

### **Large Shareholder Redemptions**

Certain large shareholders, such as other portfolios, participating insurance companies, accounts, and the Adviser's affiliates, may from time to time own (beneficially or of record) or control a significant percentage of the Portfolio's Shares. Redemptions by these large shareholders of their holdings in the Portfolio may cause the Portfolio to sell securities at times when it would not otherwise do so, which may negatively impact the Portfolio's NAV and liquidity. Similarly, large Portfolio share purchases may adversely affect the Portfolio's performance to the extent that the Portfolio is delayed in investing new cash and is required to maintain a larger cash position than it ordinarily would. A large shareholder purchase or redemption may also increase transaction costs. In addition, a large redemption could result in the Portfolio's current expenses being allocated over a smaller asset base, which could lead to an increase in the Portfolio's expense ratio.

### **Redemptions In-Kind**

Shares normally will be redeemed for cash, although the Portfolio retains the right to redeem some or all of its shares in-kind under unusual circumstances, in order to protect the interests of remaining shareholders, to accommodate a request by a particular shareholder that does not adversely affect the interests of the remaining shareholders, or in connection with the liquidation of a portfolio, by delivery of securities selected from its assets at its discretion. However, the Portfolio is required to redeem shares solely for cash up to the lesser of \$250,000 or 1% of the NAV of the Portfolio during any 90-day period for any one shareholder. Should redemptions by any shareholder exceed such limitation, the Portfolio will have the option of redeeming the excess in cash or in-kind. In-kind payment means payment will be made in portfolio securities rather than cash, and may potentially include illiquid investments. Illiquid investments may not be able to be sold quickly or at a price that reflects full value, or there may not be a market for such investments, which could cause the redeeming shareholder to realize losses on the investment if it is sold at a price lower than that at which it had been valued. If the Portfolio makes an in-kind payment, the redeeming shareholder might incur brokerage or other transaction costs to convert the securities to cash, whereas such costs are borne by the Portfolio for cash redemptions.

While the Portfolio may pay redemptions in-kind, the Portfolio may instead choose to raise cash to meet redemption requests through the sale of portfolio securities or permissible borrowings. If the Portfolio is forced to sell securities at an unfavorable time and/or under unfavorable conditions, such sales may adversely affect the Portfolio's NAV and may increase brokerage costs.

## EXCESSIVE TRADING

### Excessive and Short-Term Trading Policies and Procedures

The Trustees have adopted policies and procedures with respect to short-term and excessive trading of Portfolio shares (“excessive trading”). The Portfolio is intended for long-term investment purposes, and the Portfolio will take reasonable steps to attempt to detect and deter short-term and excessive trading. Transactions placed in violation of the Portfolio’s excessive trading policies and procedures may be cancelled or rescinded by the Portfolio by the next business day following receipt by the Portfolio. The trading history of accounts determined to be under common ownership or control within any of the Janus Henderson funds may be considered in enforcing these policies and procedures. As described below, the Portfolio may not be able to identify all instances of excessive trading or completely eliminate the possibility of excessive trading. In particular, it may be difficult to identify excessive trading in certain omnibus accounts and other accounts traded through intermediaries (such as insurance companies or plan sponsors). By their nature, omnibus accounts, in which purchases and redemptions of the Portfolio’s shares by multiple investors are aggregated by the intermediary and presented to the Portfolio on a net basis, may effectively conceal the identity of individual investors and their transactions from the Portfolio and its agents. This makes the elimination of excessive trading in the accounts impractical without the assistance of the intermediary.

The Janus Henderson funds attempt to deter excessive trading through at least the following methods:

- trade monitoring; and
- fair valuation of securities as described under “Pricing of Portfolio Shares.”

The Portfolio monitors for patterns of shareholder short-term trading and may suspend or permanently terminate the purchase and exchange privilege (if permitted by your insurance company or plan sponsor) of any investor who is identified as having a pattern of short-term trading. The Portfolio at all times reserves the right to reject any purchase or exchange request and to modify or terminate the purchase and exchange privileges for any investor for any reason without prior notice, in particular, if the trading activity in the account(s) is deemed to be disruptive to the Portfolio. For example, the Portfolio may refuse a purchase order if the portfolio managers believe they would be unable to invest the money effectively in accordance with the Portfolio’s investment policies or the Portfolio would otherwise be adversely affected due to the size of the transaction, frequency of trading, or other factors.

The Portfolio’s Trustees may approve from time to time a redemption fee to be imposed by any Janus Henderson fund, subject to 60 days’ notice to shareholders of that fund.

Investors who place transactions through the same insurance company or plan sponsor on an omnibus basis may be deemed part of a group for the purpose of the Portfolio’s excessive trading policies and procedures and may be rejected in whole or in part by the Portfolio. The Portfolio, however, cannot always identify or reasonably detect excessive trading that may be facilitated by insurance companies or plan sponsors or made difficult to identify through the use of omnibus accounts by those intermediaries that transmit purchase, exchange, and redemption orders to the Portfolio, and thus the Portfolio may have difficulty curtailing such activity. Transactions accepted by an insurance company or plan sponsor in violation of the Portfolio’s excessive trading policies may be cancelled or revoked by the Portfolio by the next business day following receipt by the Portfolio.

In an attempt to detect and deter excessive trading in omnibus accounts, the Portfolio or its agents may require intermediaries to impose restrictions on the trading activity of accounts traded through those intermediaries. Such restrictions may include, but are not limited to, requiring that trades be placed by U.S. mail, prohibiting future purchases by investors who have recently redeemed Portfolio shares, requiring intermediaries to report information about customers who purchase and redeem large amounts, and similar restrictions. The Portfolio’s ability to impose such restrictions with respect to accounts traded through particular intermediaries may vary depending on the systems’ capabilities, applicable contractual and legal restrictions, and cooperation of those intermediaries.

Generally, the Portfolio’s excessive trading policies and procedures do not apply to (i) a money market fund, although money market funds at all times reserve the right to reject any purchase request (including exchange purchases, if permitted by your insurance company or plan sponsor) for any reason without prior notice; (ii) transactions in the Janus Henderson funds by a Janus Henderson “fund of funds,” which is a fund that primarily invests in other Janus Henderson funds; (iii) periodic rebalancing and identifiable transactions by certain funds of funds and asset allocation programs to realign portfolio investments with existing target allocations; and (iv) systematic purchase, exchange, or redemption programs.

The Portfolio's policies and procedures regarding excessive trading may be modified at any time by the Portfolio's Trustees.

### **Excessive Trading Risks**

Excessive trading may present risks to the Portfolio's long-term shareholders. Excessive trading into and out of the Portfolio may disrupt portfolio investment strategies, may create taxable gains to remaining Portfolio shareholders, and may increase Portfolio expenses, all of which may negatively impact investment returns for all remaining shareholders, including long-term shareholders.

Portfolios that invest in foreign securities may be at a greater risk for excessive trading. Investors may attempt to take advantage of anticipated price movements in securities held by a portfolio based on events occurring after the close of a foreign market that may not be reflected in the portfolio's NAV (referred to as "price arbitrage"). Such arbitrage opportunities may also arise in portfolios which do not invest in foreign securities, for example, when trading in a security held by a portfolio is halted and does not resume prior to the time the portfolio calculates its NAV (referred to as "stale pricing"). Portfolios that hold thinly-traded securities, such as certain small-capitalization securities, may be subject to attempted use of arbitrage techniques. To the extent that the Portfolio's valuation of a security differs from the security's market value, short-term arbitrage traders may dilute the NAV of the Portfolio, which negatively impacts long-term shareholders. Although the Portfolio has adopted valuation policies and procedures intended to reduce the Portfolio's exposure to price arbitrage, stale pricing, and other potential pricing inefficiencies, under such circumstances there is potential for short-term arbitrage trades to dilute the value of shares held by the Portfolio.

Although the Portfolio takes steps to detect and deter excessive trading pursuant to the policies and procedures described in this Prospectus and approved by the Trustees, there is no assurance that these policies and procedures will be effective in limiting excessive trading in all circumstances. For example, the Portfolio may be unable to completely eliminate the possibility of excessive trading in certain omnibus accounts and other accounts traded through intermediaries. Omnibus accounts may effectively conceal the identity of individual investors and their transactions from the Portfolio and its agents. This makes the Portfolio's identification of excessive trading transactions in the Portfolio through an omnibus account difficult and makes the elimination of excessive trading in the account impractical without the assistance of the intermediary. Moreover, the contract between an insurance company and the owner of a variable insurance contract may govern the frequency with which the contract owner may cause the insurance company to purchase or redeem shares of the Portfolio. Although the Portfolio encourages intermediaries to take necessary actions to detect and deter excessive trading, some intermediaries may be unable or unwilling to do so, and accordingly, the Portfolio cannot eliminate completely the possibility of excessive trading.

Shareholders that invest through an omnibus account should be aware that they may be subject to the policies and procedures of their insurance company or plan sponsor with respect to excessive trading in the Portfolio.

### **AVAILABILITY OF PORTFOLIO HOLDINGS INFORMATION**

The Mutual Fund Holdings Disclosure Policies and Procedures adopted by the Adviser and all mutual funds managed within the Janus Henderson fund complex are designed to be in the best interests of the portfolios and to protect the confidentiality of the portfolios' holdings. The following describes policies and procedures with respect to disclosure of portfolio holdings.

- **Full Holdings.** A schedule of the Portfolio's holdings, consisting of at least the names of the holdings, is generally available on a monthly basis with a 30-day lag and is posted under Full Holdings for the Portfolio at [janushenderson.com/VIT](http://janushenderson.com/VIT). A complete schedule of the Portfolio's holdings is also available semiannually and annually in shareholder reports and, after the first and third fiscal quarters, in Form N-PORT. Information reported in shareholder reports and in Form N-PORT will be made publicly available within 60 days after the end of the respective fiscal quarter. The Portfolio's shareholder reports and Form N-PORT filings are available on the SEC's website at <http://www.sec.gov>. In addition, the Portfolio's shareholder reports are available without charge, upon request, by calling a Janus Henderson representative at 1-877-335-2687 (toll free).
- **Top Holdings.** The Portfolio's top portfolio holdings, in order of position size and as a percentage of the Portfolio's total portfolio, are available monthly with a 15-day lag.
- **Other Information.** The Portfolio may occasionally provide security breakdowns (e.g., industry, sector, regional, market capitalization, and asset allocation) and specific portfolio level performance attribution information and statistics monthly with a 15-day lag. Top/bottom equity securities and fixed-income issuers ranked by performance attribution, including the

percentage attribution to Portfolio performance, average Portfolio weighting, and other relevant data points, may be provided monthly with a 15-day lag.

The Adviser may exclude from publication on its websites all or any portion of portfolio holdings or change the time periods of disclosure as deemed necessary to protect the interests of the Janus Henderson funds. Under extraordinary circumstances, exceptions to the Mutual Fund Holdings Disclosure Policies and Procedures may be made by Janus Henderson's Chief Investment Officer, in consultation with the Portfolio's Chief Compliance Officer or a designee. Such exceptions may be made without prior notice to shareholders. A summary of the Portfolio's holdings disclosure policies and procedures, which includes a discussion of any exceptions, is contained in the Portfolio's SAI.

## **SHAREHOLDER COMMUNICATIONS**

Your insurance company or plan sponsor is responsible for providing annual and semiannual reports, including the financial statements of the Portfolio. These reports show the Portfolio's investments and the market value of such investments, as well as other information about the Portfolio and its operations. Please contact your insurance company or plan sponsor to obtain these reports. The Trust's fiscal year ends December 31.

## FINANCIAL HIGHLIGHTS

The financial highlights table is intended to help you understand the Portfolio's financial performance for the period ended December 31 of the fiscal years shown. Items "Net asset value, beginning of period" through "Net asset value, end of period" reflect financial results for a single Portfolio Share. The gross expense ratio reflects expenses prior to any expense offset arrangement and waivers (reimbursements), if applicable. The net expense ratio reflects expenses after any expense offset arrangement and waivers (reimbursements), if applicable. The information shown for the fiscal years ended December 31 has been audited by PricewaterhouseCoopers LLP, whose report, along with the Portfolio's financial statements, is included in the Annual Report, which is available upon request, and incorporated by reference into the SAI.

The total returns in the table represent the rate that an investor would have earned (or lost) on an investment in the Institutional Shares of the Portfolio (assuming reinvestment of all dividends and distributions) but do not include charges and expenses attributable to any insurance product. If these charges and expenses had been included, the performance for the years shown would be lower. "Total return" information may include adjustments in accordance with generally accepted accounting principles. As a result, returns may differ from returns for shareholder transactions.

### Balanced Portfolio – Institutional Shares

|  | Years ended December 31 |                |                |                |                |
|--|-------------------------|----------------|----------------|----------------|----------------|
|  | 2021                    | 2020           | 2019           | 2018           | 2017           |
| <b>Net asset value, beginning of period</b>                  | <b>\$43.58</b>          | <b>\$39.48</b> | <b>\$33.75</b> | <b>\$35.27</b> | <b>\$30.32</b> |
| <b>Income from investment operations:</b>                    |                         |                |                |                |                |
| Net investment income/(loss) <sup>(1)</sup>                  | 0.42                    | 0.61           | 0.74           | 0.66           | 0.64           |
| Net gain/(loss) on securities (both realized and unrealized) | 7.03                    | 4.86           | 6.74           | (0.42)         | 4.92           |
| <b>Total from investment operations</b>                      | <b>7.45</b>             | <b>5.47</b>    | <b>7.48</b>    | <b>0.24</b>    | <b>5.56</b>    |
| <b>Less distributions:</b>                                   |                         |                |                |                |                |
| Dividends (from net investment income)                       | (0.43)                  | (0.73)         | (0.72)         | (0.77)         | (0.54)         |
| Distributions (from capital gains)                           | (0.37)                  | (0.64)         | (1.03)         | (0.99)         | (0.07)         |
| <b>Total distributions</b>                                   | <b>(0.80)</b>           | <b>(1.37)</b>  | <b>(1.75)</b>  | <b>(1.76)</b>  | <b>(0.61)</b>  |
| <b>Net asset value, end of period</b>                        | <b>\$50.23</b>          | <b>\$43.58</b> | <b>\$39.48</b> | <b>\$33.75</b> | <b>\$35.27</b> |
| <b>Total return<sup>(2)</sup></b>                            | <b>17.22%</b>           | <b>14.31%</b>  | <b>22.59%</b>  | <b>0.68%</b>   | <b>18.43%</b>  |
| Net assets, end of period (in thousands)                     | \$512,742               | \$464,280      | \$446,026      | \$402,796      | \$429,403      |
| Average net assets for the period (in thousands)             | \$484,461               | \$430,893      | \$426,775      | \$429,843      | \$417,575      |
| Ratio of gross expenses to average net assets                | 0.62%                   | 0.62%          | 0.62%          | 0.63%          | 0.63%          |
| Ratio of net expenses to average net assets                  | 0.62%                   | 0.62%          | 0.62%          | 0.63%          | 0.63%          |
| Ratio of net investment income/(loss) to average net assets  | 0.91%                   | 1.54%          | 1.99%          | 1.85%          | 1.94%          |
| Portfolio turnover rate <sup>(3)</sup>                       | 56%                     | 80%            | 79%            | 97%            | 67%            |

(1) Per share amounts are calculated using the average shares outstanding method.

(2) The return includes adjustments in accordance with generally accepted accounting principles required at period end date. Total return does not include fees, charges, or expenses imposed by the variable annuity and life insurance contracts for which Janus Aspen Series serves as an underlying investment vehicle.

(3) Portfolio turnover rate excludes TBA (to be announced) purchase and sales commitments.



## GLOSSARY OF INVESTMENT TERMS

---

This glossary provides a more detailed description of some of the types of securities, investment strategies, and other instruments in which the Portfolio may invest, as well as some general investment terms. The Portfolio may invest in these instruments to the extent permitted by its investment objective and policies. The Portfolio is not limited by this discussion and may invest in any other types of instruments not precluded by the policies discussed elsewhere in this Prospectus.

### EQUITY AND DEBT SECURITIES

**Average-Weighted Effective Maturity** is a measure of a bond's maturity. The stated maturity of a bond is the date when the issuer must repay the bond's entire principal value to an investor. Some types of bonds may also have an "effective maturity" that is shorter than the stated date due to prepayment or call provisions. Securities without prepayment or call provisions generally have an effective maturity equal to their stated maturity. Average-weighted effective maturity is calculated by averaging the effective maturity of bonds held by a Portfolio with each effective maturity "weighted" according to the percentage of net assets that it represents.

**Bank loans** include institutionally-traded floating and fixed-rate debt securities generally acquired as a participation interest in or assignment of a loan originated by a lender or financial institution. Assignments and participations involve credit, interest rate, and liquidity risk. Interest rates on floating rate securities adjust with interest rate changes and/or issuer credit quality. If a Portfolio purchases a participation interest, it may only be able to enforce its rights through the lender and may assume the credit risk of both the borrower and the lender. There are also risks involved in purchasing assignments. If a loan is foreclosed, a Portfolio may become part owner of any collateral securing the loan and may bear the costs and liabilities associated with owning and disposing of any collateral. The Portfolio could be held liable as a co-lender. In addition, there is no assurance that the liquidation of any collateral from a secured loan would satisfy a borrower's obligations or that any collateral could be liquidated. A Portfolio may have difficulty trading assignments and participations to third parties or selling such securities in secondary markets, which in turn may affect the Portfolio's NAV.

**Bonds** are debt securities issued by a company, municipality, government, or government agency. The issuer of a bond is required to pay the holder the amount of the loan (or par value of the bond) at a specified maturity and to make scheduled interest payments.

**Certificates of Participation ("COPs")** are certificates representing an interest in a pool of securities. Holders are entitled to a proportionate interest in the underlying securities.

**Collateralized Mortgage Obligations ("CMOs")** are a type of mortgage-backed security that are created by dividing the principal and interest payments collected on a pool of mortgages into several revenue streams (tranches) with different priority rights to portions of the underlying mortgage payments. Certain CMO tranches are frequently referred to as "mortgage derivatives" and may be extremely sensitive to changes in interest rates. The issuer of a series of CMOs may elect to be treated as a Real Estate Mortgage Investment Conduit ("REMIC"). A REMIC is a CMO that qualifies for special tax treatment and invests in certain mortgages principally secured by interests in real property and other permitted investments.

**Commercial paper** is a short-term debt obligation with a maturity ranging from 1 to 270 days issued by banks, corporations, and other borrowers to investors seeking to invest idle cash. A Portfolio may purchase commercial paper issued in private placements under Section 4(2) of the Securities Act of 1933, as amended (the "1933 Act").

**Common stocks** are equity securities representing shares of ownership in a company and usually carry voting rights and earn dividends. Unlike preferred stock, dividends on common stock are not fixed but are declared at the discretion of the issuer's board of directors.

**Convertible securities** are preferred stocks or bonds that pay a fixed dividend or interest payment and are convertible into common stock at a specified price or conversion ratio.

**Debt securities** are securities representing money borrowed that must be repaid at a later date. Such securities have specific maturities and usually a specific rate of interest or an original purchase discount.

**Depository receipts** are receipts for shares of a foreign-based corporation that entitle the holder to dividends and capital gains on the underlying security. Receipts include those issued by domestic banks (American Depositary Receipts), foreign banks (Global or European Depositary Receipts), and broker-dealers (depository shares).

**Duration** is a measurement of price sensitivity to interest rate changes. Unlike average maturity, duration reflects both principal and interest payments. Generally, the higher the coupon rate on a bond, the lower its duration will be. The duration



of a bond portfolio is calculated by averaging the duration of bonds held by a Portfolio with each duration “weighted” according to the percentage of net assets that it represents. Because duration accounts for interest payments, a Portfolio’s duration is usually shorter than its average maturity. Securities with longer durations tend to be more sensitive to changes in interest rates, and are usually more volatile than securities with shorter duration. For example, the price of a bond portfolio with an average duration of five years would be expected to fall approximately 5% if interest rates rose by one percentage point. A Portfolio with a longer portfolio duration is more likely to experience a decrease in its share price as interest rates rise.

**Equity securities** generally include domestic and foreign common stocks; preferred stocks; securities convertible into common stocks or preferred stocks; warrants to purchase common or preferred stocks; and other securities with equity characteristics.

**Exchange-traded funds (“ETFs”)** are index-based investment companies which hold substantially all of their assets in securities with equity characteristics. As a shareholder of another investment company, a Portfolio would bear its pro rata portion of the other investment company’s expenses, including advisory fees, in addition to the expenses the Portfolio bears directly in connection with its own operations.

**Fixed-income securities** are securities that pay a specified rate of return. The term generally includes short- and long-term government, corporate, and municipal obligations that pay a specified rate of interest, dividends, or coupons for a specified period of time. Coupon and dividend rates may be fixed for the life of the issue or, in the case of adjustable and floating rate securities, for a shorter period.

**High-yield/high-risk bonds** are bonds that are rated below investment grade by the primary rating agencies (i.e., BB+ or lower by Standard & Poor’s and Fitch, or Ba1 or lower by Moody’s). Other terms commonly used to describe such bonds include “lower rated bonds,” “non-investment grade bonds,” and “junk bonds.”

**Mortgage- and asset-backed securities** are shares in a pool of mortgages or other debt instruments. These securities are generally pass-through securities, which means that principal and interest payments on the underlying securities (less servicing fees) are passed through to shareholders on a pro rata basis. These securities involve both extension risk, where during periods of rising interest rates, certain debt obligations may be paid off substantially slower than originally expected, and prepayment risk, where during periods of falling interest rates, certain debt obligations may be paid off quicker than originally anticipated. In that case, a Portfolio may have to reinvest the proceeds from the securities at a lower rate. Potential market gains on a security subject to prepayment risk may be more limited than potential market gains on a comparable security that is not subject to prepayment risk. These risks may reduce a Portfolio’s returns.

**Mortgage dollar rolls** are transactions in which a Portfolio sells a mortgage-related security, such as a security issued by Government National Mortgage Association, to a dealer and simultaneously agrees to purchase a similar security (but not the same security) in the future at a predetermined price. A “dollar roll” can be viewed as a collateralized borrowing in which a Portfolio pledges a mortgage-related security to a dealer to obtain cash.

**Municipal securities** are bonds or notes issued by a U.S. state or political subdivision. A municipal security may be a general obligation backed by the full faith and credit (i.e., the borrowing and taxing power) of a municipality or a revenue obligation paid out of the revenues of a designated project, facility, or revenue source.

**Pass-through securities** are shares or certificates of interest in a pool of debt obligations that have been repackaged by an intermediary, such as a bank or broker-dealer.

**Passive foreign investment companies (“PFICs”)** are any foreign corporations which generate certain amounts of passive income or hold certain amounts of assets for the production of passive income. Passive income includes dividends, interest, royalties, rents, and annuities. To avoid taxes and interest that a Portfolio must pay if these investments are profitable, the Portfolio may make various elections permitted by the tax laws. These elections could require that a Portfolio recognize taxable income, which in turn must be distributed, before the securities are sold and before cash is received to pay the distributions.

**Pay-in-kind bonds** are debt securities that normally give the issuer an option to pay cash at a coupon payment date or give the holder of the security a similar bond with the same coupon rate and a face value equal to the amount of the coupon payment that would have been made.

**Preferred stocks** are equity securities that generally pay dividends at a specified rate and have preference over common stock in the payment of dividends and liquidation. Preferred stock generally does not carry voting rights.

**Private placements** are securities that are subject to legal and/or contractual restrictions on their sales. These securities may not be listed on an exchange and may have no active trading market. As a result of the absence of a public trading market, the prices of these securities may be more volatile and more difficult to determine than publicly traded securities and these securities may involve heightened risk as compared to investments in securities of publicly traded companies.

**Real estate investment trust (“REIT”)** is an investment trust that operates through the pooled capital of many investors who buy its shares. Investments are in direct ownership of either income property or mortgage loans. A REIT may be listed on an exchange or traded over-the-counter.

**Restricted securities** are securities acquired through nonpublic transactions that have limitations on their resale. Restricted securities are unregistered and may only be resold under certain circumstances as noted in Rule 144A of the 1933 Act.

**Senior securities** are securities that rank above an issuing company’s other securities in the event of a bankruptcy or liquidation, which means a Portfolio would be in line to receive repayment of its investment before certain of the company’s other creditors.

**Standby commitment** is a right to sell a specified underlying security or securities within a specified period of time and at an exercise price equal to the amortized cost of the underlying security or securities plus accrued interest, if any, at the time of exercise, that may be sold, transferred, or assigned only with the underlying security or securities. A standby commitment entitles the holder to receive same day settlement, and will be considered to be from the party to whom the investment company will look for payment of the exercise price.

**Step coupon bonds** trade at a discount from their face value and pay coupon interest. The coupon rate is low for an initial period and then increases to a higher coupon rate. The discount from the face amount or par value depends on the time remaining until cash payments begin, prevailing interest rates, liquidity of the security and the perceived credit quality of the issuer.

**Strip bonds** are debt securities that are stripped of their interest (usually by a financial intermediary) after the securities are issued. The market value of these securities generally fluctuates more in response to changes in interest rates than interest-paying securities of comparable maturity.

**“To be announced” or “TBA” commitments** are forward agreements for the purchase or sale of securities, including mortgage-backed securities, for a fixed price, with payment and delivery on an agreed upon future settlement date. The specific securities to be delivered are not identified at the trade date. However, delivered securities must meet specified terms, including issuer, rate, and mortgage terms. At the time the TBA commitment is made, the transaction is recorded and thereafter the value of such securities is reflected each day in determining a Portfolio’s net asset value (“NAV”). Because a Portfolio is generally not required to pay for the security until the settlement date, if the Portfolio remains substantially fully invested at a time when TBA commitment purchases are outstanding, the purchases may result in a form of leverage.

**U.S. Government securities** include direct obligations of the U.S. Government that are supported by its full faith and credit. Treasury bills have initial maturities of less than one year, Treasury notes have initial maturities of one to ten years, and Treasury bonds may be issued with any maturity but generally have maturities of at least ten years. U.S. Government securities also include indirect obligations of the U.S. Government that are issued by federal agencies and government sponsored entities. Unlike Treasury securities, agency securities generally are not backed by the full faith and credit of the U.S. Government. Some agency securities are supported by the right of the issuer to borrow from the Treasury, others are supported by the discretionary authority of the U.S. Government to purchase the agency’s obligations, and others are supported only by the credit of the sponsoring agency.

**Variable and floating rate securities** have variable or floating rates of interest and, under certain limited circumstances, may have varying principal amounts. Variable and floating rate securities pay interest at rates that are adjusted periodically according to a specified formula, usually with reference to some interest rate index or market interest rate (the “underlying index”). The floating rate tends to decrease the security’s price sensitivity to changes in interest rates.

**Warrants** are securities, typically issued with preferred stock or bonds, which give the holder the right to buy a proportionate amount of common stock at a specified price. The specified price is usually higher than the market price at the time of issuance of the warrant. The right may last for a period of years or indefinitely.

**Zero coupon bonds** are debt obligations that do not pay regular cash interest payments at regular intervals, but are issued at a discount from face value. The discount approximates the total amount of interest the security will accrue from the date of

issuance to maturity. The market value of these securities generally fluctuates more in response to changes in interest rates than interest-paying securities.

## FUTURES, OPTIONS, AND OTHER DERIVATIVES

**Credit default swaps** are a specific kind of counterparty agreement that allows the transfer of third party credit risk from one party to the other. One party in the swap is a lender and faces credit risk from a third party, and the counterparty in the credit default swap agrees to insure this risk in exchange for regular periodic payments.

**Derivatives** are instruments that have a value derived from, or directly linked to, an underlying asset (stock, bond, commodity, currency, interest rate or market index). Types of derivatives can include, but are not limited to options, forward currency contracts, swaps, and futures contracts.

**Equity-linked structured notes** are derivative securities which are specially designed to combine the characteristics of one or more underlying securities and their equity derivatives in a single note form. The return and/or yield or income component may be based on the performance of the underlying equity securities, an equity index, and/or option positions. Equity-linked structured notes are typically offered in limited transactions by financial institutions in either registered or non-registered form. An investment in equity-linked structured notes creates exposure to the credit risk of the issuing financial institution, as well as to the market risk of the underlying securities. There is no guaranteed return of principal with these securities, and the appreciation potential of these securities may be limited by a maximum payment or call right. In certain cases, equity-linked structured notes may be more volatile and less liquid than less complex securities or other types of fixed-income securities. Such securities may exhibit price behavior that does not correlate with other fixed-income securities.

**Equity swaps** involve the exchange by two parties of future cash flow (e.g., one cash flow based on a referenced interest rate and the other based on the performance of stock or a stock index).

**Forward contracts** are contracts to purchase or sell a specified amount of a financial instrument for an agreed upon price at a specified time. Forward contracts are not currently exchange-traded and are typically negotiated on an individual basis. A Portfolio may enter into forward currency contracts for investment purposes or to hedge against declines in the value of securities denominated in, or whose value is tied to, a currency other than the U.S. dollar or to reduce the impact of currency appreciation on purchases of such securities. It may also enter into forward contracts to purchase or sell securities or other financial indices.

**Futures contracts** are contracts that obligate the buyer to receive and the seller to deliver an instrument or money at a specified price on a specified date. A Portfolio may buy and sell futures contracts on foreign currencies, securities, and financial indices including indices of U.S. Government, foreign government, equity, or fixed-income securities. A Portfolio may also buy options on futures contracts. An option on a futures contract gives the buyer the right, but not the obligation, to buy or sell a futures contract at a specified price on or before a specified date. Futures contracts and options on futures are standardized and traded on designated exchanges. To the extent a Portfolio engages in futures contracts on foreign exchanges, such exchanges may not provide the same protection as U.S. exchanges.

**Indexed/structured securities** are typically short- to intermediate-term debt securities whose value at maturity or interest rate is linked to currencies, interest rates, equity securities, indices, commodity prices, or other financial indicators. Such securities may be positively or negatively indexed (e.g., their value may increase or decrease if the reference index or instrument appreciates). Indexed/structured securities may have return characteristics similar to direct investments in the underlying instruments and may be more volatile than the underlying instruments. A Portfolio bears the market risk of an investment in the underlying instruments, as well as the credit risk of the issuer.

**Inflation-linked swaps** involve the exchange by a Portfolio with another party of their respective commitments to pay or receive interest (e.g., an exchange of fixed rate payments for floating rate payments or an exchange of floating rate payments based on two different reference indices). By design, one of the reference indices is an inflation index, such as the Consumer Price Index.

**Interest rate swaps** involve the exchange by two parties of their respective commitments to pay or receive interest (e.g., an exchange of floating rate payments for fixed rate payments).

**Inverse floaters** are debt instruments whose interest rate bears an inverse relationship to the interest rate on another instrument or index. For example, upon reset, the interest rate payable on the inverse floater may go down when the

underlying index has risen. Certain inverse floaters may have an interest rate reset mechanism that multiplies the effects of change in the underlying index. Such mechanism may increase the volatility of the security's market value.

**Options** are the right, but not the obligation, to buy or sell a specified amount of securities or other assets on or before a fixed date at a predetermined price. A Portfolio may purchase and write put and call options on securities, securities indices, and foreign currencies. A Portfolio may purchase or write such options individually or in combination.

**Participatory notes** are derivative securities which are linked to the performance of an underlying Indian security and which allow investors to gain market exposure to Indian securities without trading directly in the local Indian market.

**Total return swaps** involve an exchange by two parties in which one party makes payments based on a set rate, either fixed or variable, while the other party makes payments based on the return of an underlying asset, which includes both the income it generates and any capital gains over the payment period. A fixed-income total return swap may be written on many different kinds of underlying reference assets, and may include different indices for various kinds of debt securities (e.g., U.S. investment grade bonds, high-yield bonds, or emerging market bonds).

## OTHER INVESTMENTS, STRATEGIES, AND/OR TECHNIQUES

**Cash sweep program** is an arrangement in which a Portfolio's uninvested cash balance is used to purchase shares of affiliated or non-affiliated money market funds or cash management pooled investment vehicles that operate pursuant to the provisions of the Investment Company Act of 1940, as amended (the "1940 Act"), that govern the operation of money market funds at the end of each day.

**Diversification** is a classification given to a fund under the 1940 Act. Portfolios are classified as either "diversified" or "nondiversified." To be classified as "diversified" under the 1940 Act, a portfolio may not, with respect to 75% of its total assets, invest more than 5% of its total assets in any issuer and may not own more than 10% of the outstanding voting securities of an issuer. A portfolio that is classified as "nondiversified" under the 1940 Act, on the other hand, has the flexibility to take larger positions in issuers than a portfolio that is classified as "diversified." However, because the appreciation or depreciation of a single security may have a greater impact on the net asset value of a portfolio which is classified as nondiversified, its share price can be expected to fluctuate more than a comparable portfolio which is classified as diversified.

**Industry concentration** for purposes under the 1940 Act is the investment of 25% or more of a Portfolio's total assets in an industry or group of industries.

**Leverage** is investment exposure which exceeds the initial amount invested. Leverage occurs when a Portfolio increases its assets available for investment using reverse repurchase agreements or other similar transactions. In addition, other investment techniques, such as short sales and certain derivative transactions, can create a leveraging effect. Engaging in transactions using leverage or those having a leveraging effect subjects a Portfolio to certain risks. Leverage can magnify the effect of any gains or losses, causing a Portfolio to be more volatile than if it had not been leveraged. Certain commodity-linked derivative investments may subject a Portfolio to leveraged market exposure to commodities. In addition, a Portfolio's assets that are used as collateral to secure short sale transactions may decrease in value while the short positions are outstanding, which may force the Portfolio to use its other assets to increase collateral. There is no assurance that a leveraging strategy will be successful.

**Market capitalization** is the most commonly used measure of the size and value of a company. It is computed by multiplying the current market price of a share of the company's stock by the total number of its shares outstanding. Market capitalization is an important investment criterion for certain portfolios, while others do not emphasize investments in companies of any particular size.

**Repatriation** is the ability to move liquid financial assets from a foreign country to an investor's country of origin.

**Repurchase agreements** involve the purchase of a security by a Portfolio and a simultaneous agreement by the seller (generally a bank or dealer) to repurchase the security from the Portfolio at a specified date or upon demand. This technique offers a method of earning income on idle cash. These securities involve the risk that the seller will fail to repurchase the security, as agreed. In that case, a Portfolio will bear the risk of market value fluctuations until the security can be sold and may encounter delays and incur costs in liquidating the security.

**Reverse repurchase agreements** involve the sale of a security by a Portfolio to another party (generally a bank or dealer) in return for cash and an agreement by the Portfolio to buy the security back at a specified price and time. This technique will be used primarily to provide cash to satisfy unusually high redemption requests, or for other temporary or emergency purposes.

**Short sales** in which a Portfolio may engage may be either “short sales against the box” or other short sales. Short sales against the box involve selling short a security that a Portfolio owns, or a Portfolio has the right to obtain the amount of the security sold short at a specified date in the future. A Portfolio may also enter into a short sale to hedge against anticipated declines in the market price of a security or to reduce portfolio volatility. If the value of a security sold short increases prior to the scheduled delivery date, the Portfolio loses the opportunity to participate in the gain. For short sales, the Portfolio will incur a loss if the value of a security increases during this period because it will be paying more for the security than it has received from the purchaser in the short sale. If the price declines during this period, a Portfolio will realize a short-term capital gain. Although a Portfolio’s potential for gain as a result of a short sale is limited to the price at which it sold the security short less the cost of borrowing the security, its potential for loss is theoretically unlimited because there is no limit to the cost of replacing the borrowed security.

**When-issued, delayed delivery, and forward commitment transactions** generally involve the purchase of a security with payment and delivery at some time in the future – i.e., beyond normal settlement. A Portfolio does not earn interest on such securities until settlement and bears the risk of market value fluctuations in between the purchase and settlement dates. New issues of stocks and bonds, private placements, and U.S. Government securities may be sold in this manner.

This page intentionally left blank.

This page intentionally left blank.

You can make inquiries and request other information, including a Statement of Additional Information, annual report, or semiannual report (as they become available), free of charge, by contacting your insurance company or plan sponsor, or by contacting a Janus Henderson representative at 1-877-335-2687. The Portfolio's Statement of Additional Information and most recent annual and semiannual reports are also available, free of charge, at [janushenderson.com/VIT](http://janushenderson.com/VIT). Additional information about the Portfolio's investments is available in the Portfolio's annual and semiannual reports. In the Portfolio's annual report, you will find a discussion of the market conditions and investment strategies that significantly affected the Portfolio's performance during its last fiscal period. Other information is also available from financial intermediaries that sell Shares of the Portfolio.

The Statement of Additional Information provides detailed information about the Portfolio and is incorporated into this Prospectus by reference. Reports and other information about the Portfolio are available on the Electronic Data Gathering Analysis and Retrieval (EDGAR) Database on the SEC's website at <http://www.sec.gov>. You may obtain copies of this information, after paying a duplicating fee, by electronic request at the following e-mail address: [publicinfo@sec.gov](mailto:publicinfo@sec.gov).

## Janus Henderson

---

INVESTORS

**[janushenderson.com/VIT](http://janushenderson.com/VIT)**

151 Detroit Street  
Denver, CO 80206-4805  
1-877-335-2687



Janus Henderson Global Research Portfolio . . . . .

**Institutional Shares**  
**Ticker**  
JAWGX

# Janus Aspen Series

Prospectus

This Prospectus describes Janus Henderson Global Research Portfolio (the “Portfolio”), a series of Janus Aspen Series (the “Trust”). Janus Henderson Investors US LLC (*formerly* Janus Capital Management LLC) (the “Adviser”) serves as investment adviser to the Portfolio. The Portfolio currently offers two classes of shares. The Institutional Shares (the “Shares”) are offered by this Prospectus in connection with investment in and payments under variable annuity contracts and variable life insurance contracts (collectively, “variable insurance contracts”), as well as certain qualified retirement plans.

This Prospectus contains information that a prospective purchaser of a variable insurance contract or plan participant should consider in conjunction with the accompanying separate account prospectus of the specific insurance company product before allocating purchase payments or premiums to the Portfolio. Each variable insurance contract involves fees and expenses that are not described in this Prospectus. Refer to the accompanying contract prospectus for information regarding contract fees and expenses and any restrictions on purchases or allocations.

For the purpose of this Prospectus, any reference to the “Janus Henderson funds” is inclusive of all series of the Trust, collectively, unless otherwise noted in this Prospectus.

# TABLE OF CONTENTS

---

|   |    |
|---|----|
| PORTFOLIO SUMMARY   |    |
| Janus Henderson Global Research Portfolio . . . . .                             | 2  |
| ADDITIONAL INFORMATION ABOUT THE PORTFOLIO                                      |    |
| Fees and expenses . . . . .   | 7  |
| Additional investment strategies and general portfolio policies . . . . .       | 7  |
| Risks of the Portfolio . . . . .  | 11 |
| MANAGEMENT OF THE PORTFOLIO   |    |
| Investment adviser . . . . .  | 18 |
| Management expenses . . . . .   | 18 |
| Investment personnel . . . . .  | 20 |
| OTHER INFORMATION . . . . .   | 21 |
| DISTRIBUTIONS AND TAXES . . . . .   | 22 |
| SHAREHOLDER'S GUIDE   |    |
| Pricing of portfolio shares . . . . .   | 23 |
| Administrative fees . . . . .   | 24 |
| Payments to financial intermediaries by the Adviser or its affiliates . . . . . | 24 |
| Purchases . . . . .   | 25 |
| Redemptions . . . . .   | 26 |
| Excessive trading . . . . .   | 27 |
| Shareholder communications . . . . .  | 29 |
| FINANCIAL HIGHLIGHTS . . . . .  | 30 |
| GLOSSARY OF INVESTMENT TERMS . . . . .  | 31 |

## PORTFOLIO SUMMARY

### Janus Henderson Global Research Portfolio

Ticker: JAWGX Institutional Shares

#### INVESTMENT OBJECTIVE

Janus Henderson Global Research Portfolio (“Global Research Portfolio”) seeks long-term growth of capital.

#### FEES AND EXPENSES OF THE PORTFOLIO

This table describes the fees and expenses that you may pay if you buy and hold Shares of the Portfolio. **Owners of variable insurance contracts that invest in the Shares should refer to the variable insurance contract prospectus for a description of fees and expenses, as the following table and examples do not reflect deductions at the separate account level or contract level for any charges that may be incurred under a contract. Inclusion of these charges would increase the fees and expenses described below.**

##### ANNUAL FUND OPERATING EXPENSES

(expenses that you pay each year as a percentage of the value of your investment)

|                                      |       |
|--------------------------------------|-------|
| Management Fees <sup>(1)</sup>       | 0.69% |
| Other Expenses                       | 0.08% |
| Total Annual Fund Operating Expenses | 0.77% |

(1) This fee may adjust up or down monthly based on the Portfolio's performance relative to its benchmark index over the performance measurement period. For more information regarding performance-based advisory fees, refer to “Management Expenses” in the Portfolio's Prospectus.

##### EXAMPLE:

The Example is intended to help you compare the cost of investing in the Portfolio with the cost of investing in other mutual funds. The Example assumes that you invest \$10,000 in the Portfolio for the time periods indicated, reinvest all dividends and distributions, and then redeem all of your Shares at the end of each period. The Example also assumes that your investment has a 5% return each year and that the Portfolio's operating expenses remain the same. Although your actual costs may be higher or lower, based on these assumptions your costs would be:

|                      | 1 Year | 3 Years | 5 Years | 10 Years |
|----------------------|--------|---------|---------|----------|
| Institutional Shares | \$ 79  | \$ 246  | \$ 428  | \$ 954   |

**Portfolio Turnover:** The Portfolio pays transaction costs, such as commissions, when it buys and sells securities (or “turns over” its portfolio). A higher portfolio turnover rate may indicate higher transaction costs. These costs, which are not reflected in annual fund operating expenses or in the Example, affect the Portfolio's performance. During the most recent fiscal year, the Portfolio's turnover rate was 20% of the average value of its portfolio.

#### PRINCIPAL INVESTMENT STRATEGIES

The Portfolio pursues its investment objective by investing primarily in common stocks selected for their growth potential. The Portfolio may invest in companies of any size located anywhere in the world, from larger, well-established companies to smaller, emerging growth companies. The Portfolio typically invests at least 40% of its net assets in securities of issuers or companies that are economically tied to different countries throughout the world, excluding the United States. Because the Portfolio's investments in foreign securities are partially based on the composition of the Portfolio's benchmark index, the MSCI World Index<sup>SM</sup>, the Portfolio's exposure to foreign markets may fluctuate in connection with variations in the foreign exposure of the benchmark index. The Portfolio may have significant exposure to emerging markets.

The Adviser's equity research analysts, overseen by the Portfolio Oversight Team led by the Adviser's Director of Research Matthew Peron (the “Central Research Team”), select investments for the Portfolio that represent the Central Research Team's high-conviction investment ideas in all market capitalizations, styles, and geographies. The Central Research Team, comprised of sector specialists, conducts fundamental analysis with a focus on “bottom-up” research, quantitative modeling, and valuation analysis. Using this research process, analysts rate their stocks based upon attractiveness. Stocks considered to be attractive may have all or some of the following characteristics: (i) good and preferably growing free cash flow, (ii) strong and

defensible market position, (iii) healthy risk/return profile, (iv) exemplary governance, and (v) attractive valuation. Analysts bring their high-conviction ideas to their respective sector teams. Sector teams compare the appreciation and risk potential of each of the team's high-conviction ideas and construct a sector portfolio that is intended to maximize the best risk-reward opportunities.

Positions may be sold when, among other things, there is no longer high conviction in the return potential of the investment, if the risk characteristics have caused a re-evaluation of the opportunity, or if the investment thesis for owning a position has changed. This may occur if the stock has appreciated and reflects the anticipated value, if another company represents a better risk-reward opportunity, or if the investment's fundamental characteristics deteriorate. Securities may also be sold from the portfolio to rebalance sector weightings.

Mr. Peron oversees the investment process and is responsible for the day-to-day management of the Portfolio. Although the Portfolio's exposure to certain sectors may be higher than to others, it is expected that the Portfolio will be broadly diversified among a variety of sectors. The Portfolio intends to be fully invested under normal circumstances. However, under unusual circumstances, if the Central Research Team does not have high conviction in enough investment opportunities, the Portfolio's uninvested assets may be held in cash or similar instruments.

The Portfolio may lend portfolio securities on a short-term or long-term basis to certain qualified broker-dealers and institutions, in an amount equal to up to one-third of its total assets as determined at the time of the loan origination.

## PRINCIPAL INVESTMENT RISKS

The biggest risk is that the Portfolio's returns will vary, and you could lose money. The Portfolio is designed for long-term investors seeking an equity portfolio, including common stocks. Common stocks tend to be more volatile than many other investment choices. The principal risks associated with investing in the Portfolio are set forth below.

**Market Risk.** The market value of the Portfolio's investments, and therefore the value of the Portfolio's shares, may decrease if the value of an individual company or security, or multiple companies or securities, decreases or if the investment personnel's belief about an investment's intrinsic worth is incorrect. Further, regardless of how well individual companies or securities perform, the value of the Portfolio's holdings could also decrease if there are deteriorating economic or market conditions. It is important to understand that the value of your investment may fall, sometimes sharply, in response to changes in the market, and you could lose money. Market risk may affect a single issuer, industry, economic sector, or the market as a whole. Market risk may be magnified if certain social, political, economic, and other conditions and events (such as terrorism, conflicts, including related sanctions, social unrest, natural disasters, epidemics and pandemics, including COVID-19) adversely interrupt the global economy and financial markets.

**Foreign Exposure Risk.** Foreign markets, including emerging markets, can be more volatile than the U.S. market. As a result, the Portfolio's returns and net asset value may be affected by fluctuations in currency exchange rates or political or economic conditions in a particular country. In some foreign markets, there may not be protection against failure by other parties to complete transactions. It may not be possible for the Portfolio to repatriate capital, dividends, interest, and other income from a particular country or governmental entity. In addition, a market swing in one or more countries or regions where the Portfolio has invested a significant amount of its assets may have a greater effect on the Portfolio's performance than it would in a more geographically diversified portfolio. The Portfolio's investments in emerging market countries, if any, may involve risks greater than, or in addition to, the risks of investing in more developed countries.

**Growth Securities Risk.** Securities of companies perceived to be "growth" companies may be more volatile than other stocks and may involve special risks. If the investment personnel's perception of a company's growth potential is not realized, the securities purchased may not perform as expected, reducing the Portfolio's returns. In addition, because different types of stocks tend to shift in and out of favor depending on market and economic conditions, "growth" stocks may perform differently from the market as a whole and other types of securities.

**Emerging Markets Risk.** The risks of foreign investing are heightened when investing in emerging markets. Emerging market securities involve a number of additional risks, which may result from less government supervision and regulation of business and industry practices (including the potential lack of strict finance and accounting controls and standards), stock exchanges, brokers, and listed companies. Information about emerging market companies, including financial information, may be less available or reliable and the Adviser's ability to conduct due diligence with respect to such companies may be limited. Accordingly, these investments may be potentially more volatile in price and less liquid than investments in developed

securities markets, resulting in greater risk to investors. There is a risk in developing countries that a current or future economic or political crisis could lead to price controls, forced mergers of companies, expropriation or confiscatory taxation, imposition or enforcement of foreign ownership limits, seizure, nationalization, sanctions or imposition of restrictions by various governmental entities on investment and trading, or creation of government monopolies, any of which may have a detrimental effect on the Portfolio's investments. In addition, the taxation systems at the federal, regional, and local levels in developing or emerging market countries may be less transparent, inconsistently enforced, and subject to change. Emerging markets may be subject to a higher degree of corruption and fraud than developed markets, and financial institutions and transaction counterparties may have less financial sophistication, creditworthiness, and/or resources than participants in developed markets. In addition, the Portfolio's investments may be denominated in foreign currencies and therefore, changes in the value of a country's currency compared to the U.S. dollar may affect the value of the Portfolio's investments. To the extent that the Portfolio invests a significant portion of its assets in the securities of emerging markets issuers in or companies of a single country or region, it is more likely to be impacted by events or conditions affecting that country or region, which could have a negative impact on the Portfolio's performance. Additionally, foreign and emerging market risks, including but not limited to price controls, expropriation or confiscatory taxation, imposition or enforcement of foreign ownership limits, nationalization, and restrictions on repatriation of assets may be heightened to the extent the Portfolio invests in Chinese local market securities.

**Portfolio Management Risk.** The Portfolio is an actively managed investment portfolio and is therefore subject to the risk that the investment strategies employed for the Portfolio may fail to produce the intended results. The Portfolio may underperform its benchmark index or other mutual funds with similar investment objectives.

**Liquidity Risk.** The Portfolio may invest in securities or instruments that do not trade actively or in large volumes, and may make investments that are less liquid than other investments. Also, the Portfolio may make investments that may become less liquid in response to market developments or adverse investor perceptions. Investments that are illiquid or that trade in lower volumes may be more difficult to value. Additionally, investments in foreign securities, particularly those of issuers located in emerging market countries, tend to have greater exposure to liquidity risk than domestic securities.

**Mid-Sized Companies Risk.** Investments in securities issued by mid-sized companies may involve greater risks than are customarily associated with larger, more established companies. Securities issued by mid-sized companies tend to be more volatile than securities issued by larger or more established companies and may underperform as compared to the securities of larger or more established companies.

**Industry and Sector Risk.** Although the Portfolio does not concentrate its investments in specific industries or sectors, it may have a significant portion of its assets invested in securities of companies conducting similar business, or business within the same economic sector. Companies in the same industry or economic sector may be similarly affected by economic or market events, making the Portfolio more vulnerable to unfavorable developments than funds that invest more broadly. As the Portfolio's holdings become more concentrated, the Portfolio is less able to spread risk and potentially reduce the risk of loss and volatility. In addition, the Portfolio may be overweight or underweight in certain industries or sectors relative to its benchmark index, which may cause the Portfolio's performance to be more or less sensitive to developments affecting those sectors.

**Currency Risk.** Currency risk is the risk that changes in the exchange rate between currencies will adversely affect the value (in U.S. dollar terms) of an investment. As long as the Portfolio holds a foreign security, its value will be affected by the value of the local currency relative to the U.S. dollar. When the Portfolio sells a foreign currency denominated security, its value may be worth less in U.S. dollars even if the security increases in value in its home country. U.S. dollar-denominated securities of foreign issuers may also be affected by currency risk, as the value of these securities may also be affected by changes in the issuer's local currency.

**Securities Lending Risk.** There is the risk that when portfolio securities are lent, the securities may not be returned on a timely basis, and the Portfolio may experience delays and costs in recovering the security or gaining access to the collateral provided to the Portfolio to collateralize the loan. If the Portfolio is unable to recover a security on loan, the Portfolio may use the collateral to purchase replacement securities in the market. There is a risk that the value of the collateral could decrease below the cost of the replacement security by the time the replacement investment is made, resulting in a loss to the Portfolio.

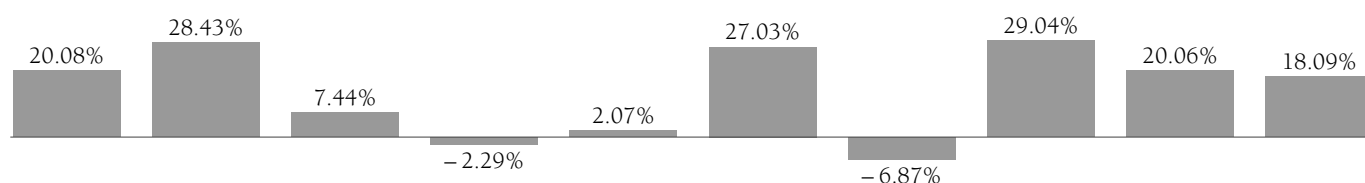
*An investment in the Portfolio is not a bank deposit and is not insured or guaranteed by the Federal Deposit Insurance Corporation or any other government agency.*

## PERFORMANCE INFORMATION

The following information provides some indication of the risks of investing in the Portfolio by showing how the Portfolio's performance has varied over time. The bar chart depicts the change in performance from year to year during the periods indicated, but does not include charges or expenses attributable to any insurance product, which would lower the performance illustrated. The Portfolio does not impose any sales or other charges that would affect total return computations. Total return figures include the effect of the Portfolio's expenses. The table compares the average annual returns for the Institutional Shares of the Portfolio for the periods indicated to a broad-based securities market index, as well as to one or more supplemental indices that have investment characteristics similar to those of the Portfolio. All figures assume reinvestment of dividends and distributions. For certain periods, the Portfolio's performance reflects the effect of expense waivers. Without the effect of these expense waivers, the performance shown would have been lower.

*The Portfolio's past performance does not necessarily indicate how it will perform in the future. Updated performance information is available at [janushenderson.com/VITperformance](http://janushenderson.com/VITperformance) or by calling 1-877-335-2687.*

### Annual Total Returns for Institutional Shares (calendar year-end)



2012      2013      2014      2015      2016      2017      2018      2019      2020      2021

**Best Quarter:** 2nd Quarter 2020 **21.43%**      **Worst Quarter:** 1st Quarter 2020 **- 20.69%**

### Average Annual Total Returns (periods ended 12/31/21)

|  | 1 Year | 5 Years | 10 Years | Since Inception (9/13/93) |
|--|--------|---------|----------|---------------------------|
| <b>Global Research Portfolio</b>   |        |         |          |                           |
| <b>Institutional Shares</b>  | 18.09% | 16.70%  | 13.59%   | 9.23%                     |
| MSCI World Index <sup>SM</sup><br>(reflects no deduction for fees, expenses, or taxes, except foreign withholding taxes)             | 21.82% | 15.03%  | 12.70%   | 8.02%                     |
| MSCI All Country World Index <sup>SM</sup><br>(reflects no deduction for fees, expenses, or taxes, except foreign withholding taxes) | 18.54% | 14.40%  | 11.85%   | N/A                       |

The Portfolio's primary benchmark index is the MSCI World Index. The Portfolio also compares its performance to the MSCI All Country World Index. The MSCI World Index is used to calculate the Portfolio's performance fee adjustment. The indices are described below.

- The MSCI World Index is designed to measure the equity market performance of developed market countries in North America, Europe, and the Asia/Pacific Region.
- The MSCI All Country World Index is designed to measure equity market performance in global developed and emerging markets.

## MANAGEMENT

**Investment Adviser:** Janus Henderson Investors US LLC

**Portfolio Management:** **Matthew Peron** is the Adviser's Director of Research and Executive Vice President of the Portfolio, and has provided general oversight of the Central Research Team since April 2020.

## PURCHASE AND SALE OF PORTFOLIO SHARES

Purchases of Shares may be made only by the separate accounts of insurance companies for the purpose of funding variable insurance contracts or by certain qualified retirement plans. Redemptions, like purchases, may be effected only through the separate accounts of participating insurance companies or through qualified retirement plans. Requests are duly processed at the NAV next calculated after your order is received in good order by the Portfolio or its agents. Refer to the appropriate separate account prospectus or plan documents for details.

## TAX INFORMATION

Because Shares of the Portfolio may be purchased only through variable insurance contracts and certain qualified retirement plans, it is anticipated that any income dividends or net capital gains distributions made by the Portfolio will be exempt from current federal income taxation if left to accumulate within the variable insurance contract or qualified retirement plan. The federal income tax status of your investment depends on the features of your qualified retirement plan or variable insurance contract.

## PAYMENTS TO INSURERS, BROKER-DEALERS, AND OTHER FINANCIAL INTERMEDIARIES

Portfolio shares are generally available only through an insurer's variable contracts, or through certain employer or other retirement plans (Retirement Products). Retirement Products are generally purchased through a broker-dealer or other financial intermediary. The Portfolio or its distributor (or its affiliates) may make payments to the insurer and/or its related companies for distribution and/or other services; some of the payments may go to broker-dealers and other financial intermediaries. These payments may create a conflict of interest for an intermediary, or be a factor in the insurer's decision to include the Portfolio as an underlying investment option in a variable contract. Ask your financial advisor, visit your intermediary's website, or consult your insurance contract prospectus for more information.



## ADDITIONAL INFORMATION ABOUT THE PORTFOLIO

---

### FEES AND EXPENSES

Please refer to the following important information when reviewing the “Fees and Expenses of the Portfolio” table in the Portfolio Summary of the Prospectus. The fees and expenses shown were determined based on average net assets as of the fiscal year ended December 31, 2021.

- “Annual Fund Operating Expenses” are paid out of the Portfolio’s assets and include fees for portfolio management and administrative services, including recordkeeping, subaccounting, and other shareholder services. You do not pay these fees directly but, as the Example in the Portfolio Summary shows, these costs are borne indirectly by all shareholders.
- The “Management Fee” is the investment advisory fee rate paid by the Portfolio to the Adviser. Global Research Portfolio pays an investment advisory fee rate that adjusts up or down by a variable rate of up to 0.15% (assuming constant assets) on a monthly basis based upon the Portfolio’s performance relative to its benchmark index during a measurement period. This base fee rate, prior to any performance adjustment, is 0.60%. Refer to “Management Expenses” in this Prospectus for additional information with further description in the Statement of Additional Information (“SAI”).
- “Other Expenses”
  - include an administrative services fee of 0.05% of the average daily net assets to compensate insurance companies or other financial intermediaries for services provided to contract owners and plan participants.
  - include acquired fund fees and expenses, which are indirect expenses the Portfolio may incur as a result of investing in shares of an underlying fund, to the extent such expenses are less than 0.01%. “Acquired Fund” refers to any underlying fund (including, but not limited to, exchange-traded funds) in which a portfolio invests or has invested during the period. To the extent that the Portfolio invests in Acquired Funds, the Portfolio’s “Total Annual Fund Operating Expenses” may not correlate to the “Ratio of gross expenses to average net assets” presented in the Financial Highlights table because that ratio includes only the direct operating expenses incurred by the Portfolio, not the indirect costs of investing in Acquired Funds. Such amounts are less than 0.01%.
  - may include reimbursement to Janus Henderson Services US LLC (the “Transfer Agent”), the Portfolio’s transfer agent, of its out-of-pocket costs for serving as transfer agent and providing servicing to shareholders, including servicing provided by third parties.
  - may include any other transfer agent fees and expenses, custodian fees and expenses, legal and auditing fees, printing and mailing costs of sending reports and other information to existing shareholders, and Independent Trustees’ fees and expenses.
- All expenses in the Portfolio’s “Fees and Expenses of the Portfolio” table are shown without the effect of expense offset arrangements. Pursuant to such arrangements, credits realized as a result of uninvested cash balances are used to reduce custodian and transfer agent expenses.

### ADDITIONAL INVESTMENT STRATEGIES AND GENERAL PORTFOLIO POLICIES

The Portfolio’s Board of Trustees (“Trustees”) may change the Portfolio’s investment objective or non-fundamental principal investment strategies without a shareholder vote. The Portfolio will notify you in writing at least 60 days before making any such change it considers material. If there is a material change to the Portfolio’s investment objective or principal investment strategies, you should consider whether the Portfolio remains an appropriate investment for you. There is no guarantee that the Portfolio will achieve its investment objective.

Unless otherwise stated, the following section provides additional information about the investment strategies and general policies that are summarized in the Portfolio Summary section, including the types of securities the Portfolio may invest in when pursuing its investment objective. This section also describes investment strategies and policies that the Portfolio may use to a lesser extent. These non-principal investment strategies and policies may become more important in the future since the Portfolio’s composition can change over time. Except for the Portfolio’s policies with respect to illiquid investments and borrowing, the percentage limitations included in these policies and elsewhere in this Prospectus and/or the SAI normally apply only at the time of purchase of a security. So, for example, if the Portfolio exceeds a limit, other than illiquid investments and borrowing, as a result of market fluctuations or the sale of other securities, it will not be required to dispose of any securities. The “Glossary of Investment Terms” includes descriptions of investment terms used throughout the Prospectus.

## Security Selection

The Central Research Team, overseen by the Portfolio Oversight Team led by the Adviser's Director of Research Matthew Peron, selects investments for the Portfolio that represent their high-conviction investment ideas in all market capitalizations, styles, and geographies. The Central Research Team, comprised of sector specialists, conducts fundamental analysis with a focus on "bottom-up" research, quantitative modeling, and valuation analysis. Using this research process, analysts rate their stocks based upon attractiveness. Stocks considered to be attractive may have all or some of the following characteristics: (i) good and preferably growing free cash flow, (ii) strong and defensible market position, (iii) healthy risk/return profile, (iv) exemplary governance, and (v) attractive valuation. Analysts bring their high-conviction ideas to their respective sector teams. Sector teams compare the appreciation and risk potential of each of the team's high-conviction ideas and construct a sector portfolio that is intended to maximize the best risk-reward opportunities. Positions may be sold when, among other things, there is no longer high conviction in the return potential of the investment, if the risk characteristics have caused a re-evaluation of the opportunity, or if the investment thesis for owning a position has changed. This may occur if the stock has appreciated and reflects the anticipated value, if another company represents a better risk-reward opportunity, or if the investment's fundamental characteristics deteriorate. Securities may also be sold from the portfolio to rebalance sector weightings.

## Cash Position

The Portfolio may not always stay fully invested. For example, when the investment personnel believe that market conditions are unfavorable for investing, or when they are otherwise unable to locate attractive investment opportunities, the Portfolio's cash or similar investments may increase. When the Portfolio's investments in cash or similar investments increase, it may not participate in market advances or declines to the same extent that it would if the Portfolio remained more fully invested. To the extent the Portfolio invests its uninvested cash through a sweep program (meaning its uninvested cash is pooled with uninvested cash of other funds and invested in certain securities such as repurchase agreements), it is subject to the risks of the account or fund into which it is investing, including liquidity issues that may delay the Portfolio from accessing its cash.

In addition, the Portfolio may temporarily increase its cash position under certain unusual circumstances, such as to protect its assets or maintain liquidity in certain circumstances to meet unusually large redemptions. The Portfolio's cash position may also increase temporarily due to unusually large cash inflows. Under unusual circumstances such as these, the Portfolio may invest up to 100% of its assets in cash or similar investments. In this case, the Portfolio may take positions that are inconsistent with its investment policies. As a result, the Portfolio may not achieve its investment objective.

## Emerging Markets

The Portfolio may invest in securities of issuers or companies from or with exposure to one or more "developing countries" or "emerging market countries." Such countries include, but are not limited to, countries included in the MSCI Emerging Markets Index. Emerging market countries in which the Portfolio may invest include frontier market countries, the economies of which are less developed than other emerging market countries. Frontier market countries typically are located in the Asia-Pacific region, Central and Eastern Europe, the Middle East, Central and South America, and Africa.

## High-Yield/High-Risk Bonds

A high-yield/high-risk bond (also known as a "junk" bond) is a bond rated below investment grade by major rating agencies (i.e., BB+ or lower by Standard & Poor's Ratings Services ("Standard & Poor's") and Fitch, Inc. ("Fitch"), or Ba1 or lower by Moody's Investors Service, Inc. ("Moody's")) or is an unrated bond of similar quality. It presents greater risk of default (the failure to make timely interest and principal payments) than higher quality bonds.

## Illiquid Investments

The Portfolio will not acquire any illiquid investment if, immediately after the acquisition, the Portfolio would have invested more than 15% of its net assets in illiquid investments that are assets. An illiquid investment is any investment that the Portfolio reasonably expects cannot be sold or disposed of in current market conditions in seven calendar days or less without the sale or disposition significantly changing the market value of the investment.

## Initial Public Offerings and Secondary Offerings

The Portfolio may purchase shares issued as part of, or a short period after, a company's initial public offering ("IPO"), and may at times dispose of those shares shortly after their acquisition. An IPO is the first sale of stock by a private company to the public. IPOs are often issued by smaller, younger companies seeking the capital to expand, but can also be done by large privately-owned companies looking to become publicly traded. The Portfolio may also purchase shares in offerings made by companies that are publicly traded ("secondary offerings"). Secondary offerings may be made by companies for a number of

reasons, including as part of a refinancing, to raise capital for growth, and/or to provide existing shareholders with a way to register and sell restricted shares.

### **Leverage**

Certain of the Portfolio's investments, including derivatives and short sale transactions, involve the use of leverage. Leverage is investment exposure which exceeds the initial amount invested. Leverage occurs when the Portfolio increases its assets available for investment using reverse repurchase agreements or other similar transactions. The use of other investment techniques, such as short sales and certain derivative transactions, can also create a leveraging effect on the Portfolio.

### **Portfolio Turnover**

In general, the Portfolio intends to purchase securities for long-term investment, although, to a limited extent, the Portfolio may purchase securities in anticipation of relatively short-term gains. Short-term transactions may also result from liquidity needs, securities having reached a price or yield objective, changes in interest rates or the credit standing of an issuer, or by reason of economic or other developments not foreseen at the time of the initial investment decision. The Portfolio may also sell one security and simultaneously purchase the same or a comparable security to take advantage of short-term differentials in bond yields or securities prices. Portfolio turnover is affected by market conditions, changes in the size of the Portfolio (including due to shareholder purchases and redemptions), the nature of the Portfolio's investments, and the investment style of the investment personnel. Changes are normally made in the Portfolio's holdings whenever the investment personnel believe such changes are desirable. Portfolio turnover rates are generally not a factor in making buy and sell decisions for the Portfolio.

Increased portfolio turnover may result in higher costs for brokerage commissions, dealer mark-ups, and other transaction costs. Higher costs associated with increased portfolio turnover also may have a negative effect on the Portfolio's performance. The "Financial Highlights" section of this Prospectus shows the Portfolio's historical turnover rates.

### **Real Estate-Related Securities**

The Portfolio may invest in equity and debt securities of real estate-related companies. Such companies may include those in the real estate industry or real estate-related industries. These securities may include common stocks, preferred stocks, and other securities, including, but not limited to, mortgage-backed securities, real estate-backed securities, securities of real estate investment trusts ("REITs") and similar REIT-like entities (such as real estate operation companies ("REOCs")). A REIT is an entity that invests in real estate-related projects, such as properties, mortgage loans, and construction loans. REITs are often categorized as equity REITs, mortgage REITs, and hybrid REITs. An equity REIT, the most common type of REIT, invests primarily in the fee ownership of land and buildings. An equity REIT derives its income primarily from rental income but may also realize capital gains or losses by selling real estate properties in its portfolio that have appreciated or depreciated in value. A mortgage REIT invests primarily in mortgages on real estate, which may secure construction, development, or long-term loans. A mortgage REIT generally derives its income from interest payments on the credit it has extended. A hybrid REIT combines the characteristics of equity REITs and mortgage REITs, generally by holding both ownership interests and mortgage interests in real estate.

Similar to REITs, REOCs are publicly-traded real estate companies that typically engage in the development, management or financing of real estate, such as homebuilders, hotel management companies, land developers and brokers. REOCs, however, have not elected (or are not eligible) to be taxed as a REIT. The reasons for not making such an election include the (i) availability of tax-loss carry-forwards, (ii) operation in non-REIT-qualifying lines of business, and (iii) ability to retain earnings. Instead, REOCs are generally structured as "C" corporations under the Internal Revenue Code and, as a result, are not required to distribute any portion of their income. In this regard, although REOCs do not receive the same favorable tax treatment that is accorded to REITs, REOCs are typically subject to fewer restrictions than REITs, including the ability to retain and/or reinvest funds from operations and more flexibility in terms of the real estate investments they can make.

### **Securities Lending**

The Portfolio may seek to earn additional income through lending its securities to certain qualified broker-dealers and institutions on a short-term or long-term basis. The Portfolio may lend portfolio securities on a short-term or long-term basis, in an amount equal to up to one-third of its total assets as determined at the time of the loan origination. When the Portfolio lends its securities, it receives collateral (including cash collateral), at least equal to the value of securities loaned. The Portfolio may earn income by investing this collateral in one or more affiliated or non-affiliated cash management vehicles or in time deposits. It is also possible that, due to a decline in the value of a cash management vehicle in which collateral is invested, the Portfolio may lose money. There is also the risk that when portfolio securities are lent, the securities may not be

returned on a timely basis, and the Portfolio may experience delays and costs in recovering the security or gaining access to the collateral provided to the Portfolio to collateralize the loan. If the Portfolio is unable to recover a security on loan, the Portfolio may use the collateral to purchase replacement securities in the market. There is a risk that the value of the collateral could decrease below the cost of the replacement security by the time the replacement investment is made, resulting in a loss to the Portfolio. In certain circumstances, individual loan transactions could yield negative returns. The Adviser intends to manage a portion of the cash collateral in an affiliated cash management vehicle and will receive an investment advisory fee for managing such assets.

### **Short Sales**

The Portfolio may invest in short positions through short sales of stocks and structured products, and through derivatives that include swaps, uncovered written calls, and futures. The Portfolio's gross notional exposure to short positions may not exceed 10% of the Portfolio's net assets.

The Portfolio may also engage in short sales "against the box" and options for hedging purposes that are not subject to the limits set forth above. Short sales against the box involve selling short a security that the Portfolio owns, or the Portfolio has the right to obtain the amount of the security sold short at a specified date in the future. The Portfolio may also enter into a short sale to hedge against anticipated declines in the market price of a security or to reduce portfolio volatility.

A short sale is generally a transaction in which the Portfolio sells a security it does not own or have the right to acquire (or that it owns but does not wish to deliver) in anticipation that the market price of that security will decline. To complete the transaction, the Portfolio must borrow the security to make delivery to the buyer. The Portfolio is then obligated to replace the security borrowed by purchasing the security at the market price at the time of replacement. A short sale is subject to the risk that if the price of the security sold short increases in value, the Portfolio will incur a loss because it will have to replace the security sold short by purchasing it at a higher price. In addition, the Portfolio may not always be able to close out a short position at a particular time or at an acceptable price. A lender may request, or market conditions may dictate, that the borrowed securities be returned to the lender on short notice, and the Portfolio may have to buy the borrowed securities at an unfavorable price. If this occurs at a time when other short sellers of the same security also want to close out their positions, a "short squeeze" can occur, which means that the demand is greater than the supply for the stock sold short. If a short squeeze occurs, it is more likely that the Portfolio will have to cover its short sale at an unfavorable price and potentially reduce or eliminate any gain, or cause a loss, as a result of the short sale. Because there is no upper limit to the price a borrowed security may reach prior to closing a short position, the Portfolio's losses are potentially unlimited in a short sale transaction. The Portfolio's gains and losses will also be decreased or increased, as the case may be, by the amount of any dividends, interest, or expenses, including transaction costs and borrowing fees, the Portfolio may be required to pay in connection with a short sale. Such payments may result in the Portfolio having higher expenses than a portfolio that does not engage in short sales and may negatively affect the Portfolio's performance.

The Portfolio's investments in short positions through derivative instruments may expose the Portfolio to similar risks. A short derivative position involves the Portfolio writing (selling) a derivative with the anticipation of a price decrease of the underlying asset. To the extent that the Portfolio enters into short derivative positions, the Portfolio may be exposed to risks similar to those associated with short sales, including the risk that the Portfolio's losses are theoretically unlimited. In this regard, if the price of the security or derivative has increased in value, then the Portfolio will incur a loss equal to the increase in price from the time that the short sale was entered into plus any premiums and interest paid to the third party. Short sales and short derivatives positions have a leveraging effect on the Portfolio, which may increase the Portfolio's volatility.

### **Special Situations**

The Portfolio may invest in companies that demonstrate special situations or turnarounds, meaning companies that have experienced significant business problems but are believed to have favorable prospects for recovery. For example, a special situation or turnaround may arise when, in the opinion of the investment personnel, the securities of a particular issuer will be recognized as undervalued by the market and appreciate in value due to a specific development with respect to that issuer. Special situations may include significant changes in a company's allocation of its existing capital, a restructuring of assets, or a redirection of free cash flow. For example, issuers undergoing significant capital changes may include companies involved in spin-offs, sales of divisions, mergers or acquisitions, companies involved in bankruptcy proceedings, or companies initiating large changes in their debt to equity ratio. Companies that are redirecting cash flows may be reducing debt, repurchasing shares, or paying dividends. Special situations may also result from: (i) significant changes in industry structure through regulatory developments or shifts in competition; (ii) a new or improved product, service, operation, or technological

advance; (iii) changes in senior management or other extraordinary corporate event; (iv) differences in market supply of and demand for the security; or (v) significant changes in cost structure. Investments in “special situations” companies can present greater risks than investments in companies not experiencing special situations, and the Portfolio’s performance could be adversely impacted if the securities selected decline in value or fail to appreciate in value.

### Swap Agreements

Certain portfolios may utilize swap agreements including, but not limited to, credit default swaps, equity swaps, inflation index swaps, interest rate and currency swaps, total return swaps (including fixed-income total return swaps), and swaps on exchange-traded funds, as a means to gain exposure to certain companies or countries, and/or to “hedge” or protect its holdings from adverse movements in securities prices, the rate of inflation, or interest rates. Swaps may also be used for capital appreciation. Swap agreements are two-party contracts to exchange one set of cash flows for another. Swap agreements entail the risk that a party will default on its payment obligations to a portfolio. If the other party to a swap defaults, the portfolio would risk the loss of the net amount of the payments that it contractually is entitled to receive. If a portfolio utilizes a swap at the wrong time or judges market conditions incorrectly, the swap may result in a loss to the portfolio and reduce the portfolio’s total return. Various types of swaps such as credit default, equity, interest rate, and total return are described in the “Glossary of Investment Terms.”

### Other Types of Investments

Unless otherwise stated within its specific investment policies, the Portfolio may also invest in other types of domestic and foreign securities and use other investment strategies, as described in the “Glossary of Investment Terms.” These securities and strategies are not intended to be principal investment strategies of the Portfolio. If successful, they may benefit the Portfolio by earning a return on the Portfolio’s assets or reducing risk; however, they may not achieve the Portfolio’s investment objective. These securities and strategies may include:

- debt securities (such as bonds, notes, sovereign debt, and debentures)
- other investment companies (such as exchange-traded funds)
- preferred stocks and securities convertible into common stocks or preferred stocks
- indexed/structured securities (such as commercial and residential mortgage- and asset-backed securities)
- various derivative transactions including, but not limited to, options, futures on U.S. and foreign exchanges, forwards, swap agreements, warrants, participatory notes, structured notes, and other types of derivatives individually or in combination for hedging purposes or for nonhedging purposes such as seeking to earn income and enhance return, to protect unrealized gains, or to avoid realizing losses; such techniques may also be used to adjust currency exposure relative to a benchmark index, to gain exposure to the market pending investment of cash balances, or to meet liquidity needs
- securities purchased on a when-issued, delayed delivery, or forward commitment basis
- equity and fixed-income securities issued in private placement transactions

## RISKS OF THE PORTFOLIO

The value of your investment will vary over time, sometimes significantly, and you may lose money by investing in the Portfolio. To varying degrees, the Portfolio may invest in stocks, fixed-income securities, money market instruments or cash/cash equivalents, and derivatives. The following information is intended to help you better understand some of the risks of investing in the Portfolio, including those risks that are summarized in the Portfolio Summary section. This information also includes descriptions of other risks the Portfolio may be subject to as a result of additional investment strategies and general policies that may apply to the Portfolio. The impact of the following risks on the Portfolio may vary depending on the Portfolio’s investments. The greater the Portfolio’s investment in a particular security, the greater the Portfolio’s exposure to the risks associated with that security. Before investing in the Portfolio, you should consider carefully the risks that you assume when investing in the Portfolio.

**Counterparty Risk.** Portfolio transactions involving a counterparty are subject to the risk that the counterparty or a third party will not fulfill its obligation to the Portfolio (“counterparty risk”). Counterparty risk may arise because of the counterparty’s financial condition (i.e., financial difficulties, bankruptcy, or insolvency), market activities and developments, or other reasons, whether foreseen or not. A counterparty’s inability to fulfill its obligation may result in significant financial loss to the Portfolio. The Portfolio may be unable to recover its investment from the counterparty or may obtain a limited



recovery, and/or recovery may be delayed. The Portfolio may be exposed to counterparty risk to the extent it participates in lending its securities to third parties and/or cash sweep arrangements whereby the Portfolio's cash balance is invested in one or more types of cash management vehicles or in time deposits. In addition, the Portfolio may be exposed to counterparty risk through its investments in certain securities, including, but not limited to, repurchase agreements, debt securities, and derivatives (including various types of swaps, futures, and options). The Portfolio intends to enter into financial transactions with counterparties that the Adviser believes to be creditworthy at the time of the transaction. There is always the risk that the Adviser's analysis of a counterparty's creditworthiness is incorrect or may change due to market conditions. To the extent that the Portfolio focuses its transactions with a limited number of counterparties, it will have greater exposure to the risks associated with one or more counterparties.

**Derivatives Risk.** Derivatives can be volatile and involve risks in addition to the risks of the underlying referenced securities or asset. Gains or losses from a derivative investment can be substantially greater than the derivative's original cost, and can therefore involve leverage. Leverage may cause the Portfolio to be more volatile than if it had not used leverage.

The Portfolio may use short sales, futures, options, swap agreements (including, but not limited to, equity, interest rate, credit default, and total return), and other derivative instruments individually or in combination to "hedge" or protect its portfolio from adverse movements in securities prices and interest rates. The Portfolio may also use a variety of currency hedging techniques, including the use of forward currency contracts, to manage currency risk. There is no guarantee that the investment personnel's use of derivative investments will benefit the Portfolio. The Portfolio's performance could be worse than if the Portfolio had not used such instruments. Use of such investments may instead increase risk to the Portfolio, rather than reduce risk.

Derivatives can be complex instruments and may involve analysis that differs from that required for other investment types used by the Portfolio. If the value of a derivative does not correlate well with the particular market or other asset class to which the derivative is intended to provide exposure, the derivative may not produce the anticipated result. Derivatives can also reduce the opportunity for gain or result in losses by offsetting positive returns in other investments. Derivatives can be less liquid than other types of investments and entail the risk that the counterparty will default on its payment obligations. If the counterparty to a derivative transaction defaults, the Portfolio would risk the loss of the net amount of the payments that it contractually is entitled to receive. To the extent the Portfolio enters into short derivative positions, the Portfolio may be exposed to risks similar to those associated with short sales, including the risk that the Portfolio's losses are theoretically unlimited.

**Emerging Markets Risk.** The Portfolio may invest in securities of issuers or companies from or with exposure to one or more "developing countries" or "emerging market countries." Such countries include, but are not limited to, countries included in the MSCI Emerging Markets Index. To the extent that the Portfolio invests a significant amount of its assets in one or more of these countries, its returns and net asset value may be affected to a large degree by events and economic conditions in such countries. The risks of foreign investing are heightened when investing in emerging markets, which may result in the price of investments in emerging markets experiencing sudden and sharp price swings. In many developing markets, there is less government supervision and regulation of stock exchanges, brokers, and listed companies than in more developed markets, making these investments potentially more volatile in price and less liquid than investments in developed securities markets, resulting in greater risk to investors. There is a risk in developing countries that a current or future economic or political crisis could lead to price controls, forced mergers of companies, expropriation or confiscatory taxation, imposition or enforcement of foreign ownership limits, seizure, nationalization, sanctions or imposition of restrictions by various governmental entities on investment and trading, or creation of government monopolies, any of which may have a detrimental effect on the Portfolio's investments.

The securities markets of many of these emerging market countries may also be smaller, less liquid, and subject to greater price volatility than those in the United States. In the event of a default on any investments in foreign debt obligations, it may be more difficult for the Portfolio to obtain or to enforce a judgment against the issuers of such securities. In addition, the Portfolio's investments may be denominated in foreign currencies and therefore, changes in the value of a country's currency compared to the U.S. dollar may affect the value of the Portfolio's investments. To the extent that the Portfolio invests a significant portion of its assets in the securities of emerging markets issuers or companies of a single country or region, it is more likely to be impacted by events or conditions affecting that country or region, which could have a negative impact on the Portfolio's performance. The Portfolio may be subject to emerging markets risk to the extent that it invests in securities of issuers or companies which are not considered to be from emerging markets, but which have customers, products, or transactions associated with emerging markets. Additionally, foreign and emerging market risks, including but not limited to

price controls, expropriation or confiscatory taxation, imposition or enforcement of foreign ownership limits, nationalization, and restrictions on repatriation of assets may be heightened to the extent the Portfolio invests in Chinese local market securities.

Emerging market countries in which the Portfolio may invest include frontier market countries, which generally have smaller economies and even less developed capital markets than traditional developing markets, and, as a result, the risks of investing in developing market countries are magnified in frontier market countries. The magnification of risks are the result of: potential for extreme price volatility and illiquidity in frontier markets; government ownership or control of parts of private sector and of certain companies; trade barriers, exchange controls, managed adjustments in relative currency values and other protectionist measures imposed or negotiated by other countries; and the relatively new and unsettled securities laws in many frontier market countries.

**Eurozone Risk.** A number of countries in the EU have experienced, and may continue to experience, severe economic and financial difficulties. In particular, many EU nations are susceptible to economic risks associated with high levels of debt, notably due to investments in sovereign debt. These events have adversely affected the exchange rate of the euro and may continue to significantly affect European countries. As a result, financial markets in the EU have been subject to increased volatility and declines in asset values and liquidity. Responses to these financial problems by European governments, central banks, and others, including austerity measures and reforms, may not work, may result in social unrest, and may limit future growth and economic recovery or have other unintended consequences. All of these developments may continue to significantly affect the economies of all EU countries, which in turn may have a material adverse effect on the Portfolio's investments in such countries, other countries that depend on EU countries for significant amounts of trade or investment, or issuers with exposure to debt issued by certain EU countries.

**Exchange-Traded Funds Risk.** The Portfolio may invest in exchange-traded funds ("ETFs") to gain exposure to a particular portion of the market. ETFs are typically open-end investment companies, which may seek to track the performance of a specific index or be actively managed. ETFs are traded on a national securities exchange at market prices that may vary from the net asset value of their underlying investments. Accordingly, there may be times when an ETF trades at a premium or discount to its net asset value. When the Portfolio invests in an ETF, in addition to directly bearing the expenses associated with its own operations, it will bear a pro rata portion of the ETF's expenses. As a result, the cost of investing in the Portfolio may be higher than the cost of investing directly in ETFs and may be higher than other mutual funds that invest directly in stocks and bonds. ETFs also involve the risk that an active trading market for an ETF's shares may not develop or be maintained. Similarly, because the value of ETF shares depends on the demand in the market, the Portfolio may not be able to purchase or sell an ETF at the most optimal time, which could adversely affect the Portfolio's performance. In addition, ETFs that track particular indices may be unable to match the performance of such underlying indices due to the temporary unavailability of certain index securities in the secondary market or other factors, such as discrepancies with respect to the weighting of securities.

The ETFs in which the Portfolio invests are subject to specific risks, depending on the investment strategy of the ETF. In turn, the Portfolio will be subject to substantially the same risks as those associated with direct exposure to the securities or commodities held by the ETF. Because the Portfolio may invest in a broad range of ETFs, such risks may include, but are not limited to, leverage risk, foreign exposure risk, and commodity-linked investments risk.

**Foreign Exposure Risk.** The Portfolio invests in foreign debt and equity securities either indirectly (e.g., depositary receipts, depositary shares, and passive foreign investment companies) or directly in foreign markets, including emerging markets. Additionally, such risk may be present with respect to investments in securities of issuers or companies that are economically tied to different countries throughout the world. An issuer is deemed to be economically tied to a country or countries if one or more of the following tests are met: (i) the issuer is organized in, or its primary business office or principal trading market of its equity is located in, the country; (ii) a majority of the issuer's revenues are derived from one or more countries; or (iii) a majority of the issuer's assets are located in one or more countries. Investments in foreign securities, including securities of foreign and emerging market governments, may involve greater risks than investing in domestic securities because the Portfolio's performance may depend on factors other than the performance of a particular company. These factors include:

- **Currency Risk.** As long as the Portfolio holds a foreign security, its value will be affected by the value of the local currency relative to the U.S. dollar. When the Portfolio sells a foreign currency denominated security, its value may be worth less in

U.S. dollars even if the security increases in value in its home country. U.S. dollar-denominated securities of foreign issuers may also be affected by currency risk, as the value of these securities may also be affected by changes in the issuer's local currency.

- **Political and Economic Risk.** Foreign investments may be subject to increased political and economic risks, including the imposition of economic and other sanctions. Sanctions imposed by the U.S. Government on other countries or persons or issuers operating in such countries could restrict the Portfolio's ability to buy affected securities or force the Portfolio to dispose of any affected securities it has previously purchased at an inopportune time. As a result, the Portfolio may experience a greater risk of loss with respect to securities impacted by such sanctions.

Political and economic risks may be heightened in emerging markets, which may have relatively unstable governments, immature economic structures, national policies restricting investments by foreigners, social instability, and different and/or developing legal systems. In some countries, there is the risk that the government may take over the assets or operations of a company or that the government may impose withholding and other taxes or limits on the removal of the Portfolio's assets from that country. In addition, the economies of emerging markets may be predominantly based on only a few industries, may be highly vulnerable to changes in local or global trade conditions, and may suffer from extreme and volatile debt burdens or inflation rates.

- **Regulatory Risk.** There may be less government supervision of foreign markets. As a result, foreign issuers may not be subject to the uniform accounting, auditing, and financial reporting standards and practices applicable to domestic issuers, and there may be less publicly available information about foreign issuers.
- **Foreign Market Risk.** Foreign securities markets, particularly those of emerging market countries, may be less liquid and more volatile than domestic markets. These securities markets may trade a small number of securities, may have a limited number of issuers and a high proportion of shares, or may be held by a relatively small number of persons or institutions. Local securities markets may be unable to respond effectively to increases in trading volume, potentially making prompt liquidation of substantial holdings difficult or impossible at times. It is also possible that certain markets may require payment for securities before delivery, and delays may be encountered in settling securities transactions. In some foreign markets, there may not be protection against failure by other parties to complete transactions. It may not be possible for the Portfolio to repatriate capital, dividends, interest, and other income from a particular country or governmental entity. In addition, securities of issuers located in or economically tied to countries with emerging markets may have limited marketability and may be subject to more abrupt or erratic price movements which could also have a negative effect on the Portfolio. Such factors may hinder the Portfolio's ability to buy and sell emerging market securities in a timely manner, affecting the Portfolio's investment strategies and potentially affecting the value of the Portfolio.
- **Geographic Concentration Risk.** To the extent that the Portfolio invests a substantial amount of its assets in issuers located in a single country or region, the economic, political, social, regulatory, or other developments or conditions within such country or region will generally have a greater effect on the Portfolio than they would on a more geographically diversified portfolio, which may result in greater losses and volatility. Adverse developments in certain regions could also adversely affect securities of other countries whose economies appear to be unrelated and could have a negative impact on the Portfolio's performance.
- **Transaction Costs.** Costs of buying, selling, and holding foreign securities, including brokerage, tax, and custody costs, may be higher than those involved in domestic transactions.

**High-Yield/High-Risk Bond Risk.** High-yield/high-risk bonds (also known as "junk" bonds) are bonds rated below investment grade by the primary rating agencies such as Standard & Poor's, Fitch, and Moody's or are unrated bonds of similar quality. The value of lower quality bonds generally is more dependent on credit risk than investment grade bonds. Issuers of high-yield/high-risk bonds may not be as strong financially as those issuing bonds with higher credit ratings and are more vulnerable to real or perceived economic changes, political changes, or adverse developments specific to the issuer. In addition, the junk bond market can experience sudden and sharp price swings.

Please refer to the "Explanation of Rating Categories" section of the SAI for a description of bond rating categories.

**Industry and Sector Risk.** Industry and sector risk is the possibility that a group of related securities will decline in price due to industry-specific or economic sector-specific developments. Companies in the same or similar industries and economic sectors may share common characteristics and are more likely to react similarly to industry-specific market or economic



developments. The Portfolio's investments, if any, in multiple companies in a particular industry or economic sector may increase the Portfolio's exposure to industry and sector risk.

**Initial Public Offering and Secondary Offering Risk.** The Portfolio's purchase of shares issued in an initial public offering ("IPO") exposes it to the risks associated with companies that have little operating history as public companies, as well as to the risks inherent in those sectors of the market where these new issuers operate. Attractive IPOs are often oversubscribed and may not be available to the Portfolio, or may be available only in very limited quantities. The market for IPO issuers has been volatile, and share prices of newly public companies have fluctuated up and down significantly over short periods of time. Although IPO investments may have had a positive impact on certain portfolios' performance in the past, there can be no assurance that the Portfolio will identify favorable IPO investment opportunities in the future. In addition, under certain market conditions, a relatively small number of companies may issue securities in IPOs. Similarly, as the number of portfolios to which IPO securities are allocated increases, the number of securities issued to any one portfolio may decrease. In addition, as the Portfolio increases in size, the impact of IPOs on the Portfolio's performance will generally decrease.

The Portfolio may purchase shares in secondary offerings. Secondary offerings may expose the Portfolio to some of the risks of IPOs. Participation in secondary offerings may have a magnified impact on the performance of a portfolio to the extent that it has a small asset base and the portfolio may not experience similar performance as its assets grow. Secondary offering shares frequently are volatile in price. As a result, the Portfolio may hold secondary offering shares for a very short period of time. This may increase the portfolio turnover rate of the Portfolio and may lead to increased expenses for the Portfolio, such as commissions and transaction costs. In addition, secondary offering shares can experience an immediate drop in value if the demand for the securities does not continue to support the offering price.

**Leverage Risk.** Engaging in transactions using leverage or those having a leveraging effect subjects the Portfolio to certain risks. Leverage can magnify the effect of any gains or losses, causing the Portfolio to be more volatile than if it had not been leveraged. Certain commodity-linked derivatives may subject the Portfolio to leveraged market exposure to commodities. In addition, the Portfolio's assets that are used as collateral to secure short sale transactions may decrease in value while the short positions are outstanding, which may force the Portfolio to use its other assets to increase collateral. There is no assurance that a leveraging strategy will be successful.

**Liquidity Risk.** The Portfolio may invest in securities or instruments that do not trade actively or in large volumes, and may make investments that are less liquid than other investments. Also, the Portfolio may make investments that may become less liquid in response to market developments or adverse investor perceptions. Investments that are illiquid or that trade in lower volumes may be more difficult to value. When there is no willing buyer and investments cannot be readily sold at the desired time or price, the Portfolio may have to accept a lower price or may not be able to sell the security or instrument at all. Investments in foreign securities, particularly those of issuers located in emerging market countries, tend to have greater exposure to liquidity risk than domestic securities. In unusual market conditions, even normally liquid securities may be affected by a degree of liquidity risk (i.e., if the number and capacity of traditional market participants is reduced). An inability to sell one or more portfolio positions can adversely affect the Portfolio's value or prevent the Portfolio from being able to take advantage of other investment opportunities. Liquidity risk may be increased to the extent that the Portfolio invests in restricted securities that are deemed to be illiquid investments.

Liquidity risk may also refer to the risk that the Portfolio will not be able to pay redemption proceeds within the allowable time period because of unusual market conditions, an unusually high volume of redemption requests, or other reasons. While the Portfolio may pay redemptions in-kind, the Portfolio may instead choose to raise cash to meet redemption requests through the sale of portfolio securities or permissible borrowings. If the Portfolio is forced to sell securities at an unfavorable time and/or under unfavorable conditions, such sales may adversely affect the Portfolio's net asset value and may increase brokerage costs.

**Market Risk.** The value of the Portfolio's holdings may decrease if the value of an individual company or security, or multiple companies or securities, in the Portfolio decreases or if the investment personnel's belief about a company's intrinsic worth is incorrect. Further, regardless of how well individual companies or securities perform, the value of the Portfolio's holdings could also decrease if there are deteriorating economic or market conditions, including, but not limited to, a general decline in prices on the stock markets, a general decline in real estate markets, a decline in commodities prices, or if the market favors different types of securities than the types of securities in which the Portfolio invests. If the value of the Portfolio's holdings decreases, the Portfolio's net asset value will also decrease, which means if you sell your shares in the Portfolio you may lose money. Market risk may affect a single issuer, industry, economic sector, or the market as a whole.

The increasing interconnectivity between global economies and financial markets increases the likelihood that events or conditions in one region or financial market may adversely impact issuers in a different country, region or financial market. Social, political, economic and other conditions and events, such as natural disasters, health emergencies (e.g., epidemics and pandemics), terrorism, conflicts and social unrest, could reduce consumer demand or economic output, result in market closures, travel restrictions and/or quarantines, and generally have a significant impact on the global economies and financial markets.

- **COVID-19 Pandemic.** The effects of COVID-19 have contributed to increased volatility in global financial markets and may affect certain countries, regions, issuers, industries and market sectors more dramatically than others. These conditions and events could have a significant impact on the Portfolio and its investments, the Portfolio's ability to meet redemption requests, and the processes and operations of the Portfolio's service providers, including the Adviser.
- **Russia/Ukraine Invasion.** Russia launched a large-scale invasion of Ukraine on February 24, 2022. The extent and duration of the military action, resulting sanctions and resulting future market disruptions in the region are impossible to predict, but could be significant and have a severe adverse effect on the region, including significant negative impacts on the economy and the markets for certain securities and commodities, such as oil and natural gas, as well as other sectors.

**Private Placements and Other Restricted Securities Risk.** Investments in private placements and other restricted securities could decrease the Portfolio's liquidity profile or prevent the Portfolio from disposing of them promptly at advantageous prices. Private placements and restricted securities may be less liquid than other investments because such securities may not always be readily sold in broad public markets and may have no active trading market. As a result, they may be difficult to value because market quotations may not be readily available. Transaction costs may be higher for these securities, and the Portfolio may get only limited information about the issuer of a private placement or other restricted security.

**REIT Risk.** To the extent that the Portfolio holds REITs and REIT-like entities, it may be subject to the additional risks associated with REIT and REIT-like investments. REITs and REIT-like entities are subject to heavy cash flow dependency to allow them to make distributions to their shareholders. The prices of equity REITs are affected by changes in the value of the underlying property owned by the REITs, changes in capital markets and interest rates, management skill in running a REIT, and the creditworthiness of the REIT. The prices of mortgage REITs are affected by the quality of any credit they extend, the creditworthiness of the mortgages they hold, as well as by the value of the property that secures the mortgages. In addition, mortgage REITs (similar to direct investments in mortgage-backed securities) are subject to prepayment risk. Equity REITs and mortgage REITs are subject to heavy cash flow dependency, defaults by borrowers, and self-liquidation. There is also the risk that borrowers under mortgages held by a REIT or lessees of a property that a REIT owns may be unable to meet their obligations to the REIT. In the event of a default by a borrower or lessee, the REIT may incur substantial costs associated with protecting its investments. While equity REITs and mortgage REITs may provide exposure to a large number of properties, such properties may be concentrated in a particular industry, region, or housing type, making such investments more vulnerable to unfavorable developments to economic or market events. Certain "special purpose" REITs in which the Portfolio may invest focus their assets in specific real property sectors, such as hotels, shopping malls, nursing homes, or warehouses, and are therefore subject to the specific risks associated with adverse developments in these sectors. The Portfolio's shareholders will indirectly bear their proportionate share of the REIT's expenses, in addition to their proportionate share of the Portfolio's expenses. The value of investments REOCs will generally be affected by the same factors that adversely affect REIT investments; however, REOCs may also be adversely affected by income streams derived from businesses other than real estate ownership.

Additionally, a REIT that fails to comply with federal tax requirements affecting REITs may be subject to federal income taxation, or the federal tax requirement that a REIT distribute substantially all of its net income to its shareholders may result in a REIT having insufficient capital for future expenditures. REITs are also subject to certain provisions under federal tax law and the failure of a company to qualify as a REIT could have adverse consequences for the Portfolio, including significantly reducing the return to the Portfolio on its investment in such company.

**Small- and Mid-Sized Companies Risk.** The Portfolio's investments in securities issued by small- and mid-sized companies, which can include smaller, start-up companies offering emerging products or services, may involve greater risks than are customarily associated with larger, more established companies. For example, while small- and mid-sized companies may realize more substantial growth than larger or more established issuers, they may also suffer more significant losses as a result of their narrow product lines, limited operating history, greater exposure to competitive threats, limited financial resources, limited trading markets, and the potential lack of management depth. Securities issued by small- and mid-sized companies

tend to be more volatile and somewhat more speculative than securities issued by larger or more established companies and may underperform as compared to the securities of larger or more established companies. These holdings are also subject to wider price fluctuations and tend to be less liquid than stocks of larger or more established companies, which could have a significant adverse effect on the Portfolio's returns, especially as market conditions change.

**Sovereign Debt Risk.** The Portfolio may invest in U.S. and non-U.S. government debt securities ("sovereign debt"). Some investments in sovereign debt, such as U.S. sovereign debt, are considered low risk. However, investments in sovereign debt, especially the debt of certain emerging market countries, can involve a high degree of risk, including the risk that the governmental entity that controls the repayment of sovereign debt may not be willing or able to repay the principal and/or to pay the interest on its sovereign debt in a timely manner. A sovereign debtor's willingness or ability to satisfy its debt obligation may be affected by various factors, including its cash flow situation, the extent of its foreign currency reserves, the availability of foreign exchange when a payment is due, the relative size of its debt position in relation to its economy as a whole, the sovereign debtor's policy toward international lenders, and local political constraints to which the governmental entity may be subject. Sovereign debtors may also be dependent on expected disbursements from foreign governments, multilateral agencies, and other entities. The failure of a sovereign debtor to implement economic reforms, achieve specified levels of economic performance, or repay principal or interest when due may result in the cancellation of third party commitments to lend funds to the sovereign debtor, which may further impair such debtor's ability or willingness to timely service its debts. The Portfolio may be requested to participate in the rescheduling of such sovereign debt and to extend further loans to governmental entities, which may adversely affect the Portfolio's holdings. In the event of default, there may be limited or no legal remedies for collecting sovereign debt and there may be no bankruptcy proceedings through which the Portfolio may collect all or part of the sovereign debt that a governmental entity has not repaid. In addition, to the extent the Portfolio invests in non-U.S. sovereign debt, it may be subject to currency risk.

**Warrants and Rights Risk.** The price, performance and liquidity of warrants and rights to purchase equity securities are typically linked to the underlying stock. These instruments have many characteristics of convertible securities and, similarly, will react to variations in the general market for equity securities. Rights are similar to warrants, but normally have a short duration and are distributed directly by the issuer to its shareholders. Rights and warrants have no voting rights, receive no dividends and have no rights with respect to the assets of the issuer.

# MANAGEMENT OF THE PORTFOLIO

---

## INVESTMENT ADVISER

Janus Henderson Investors US LLC, 151 Detroit Street, Denver, Colorado 80206-4805, is the investment adviser to the Portfolio. Effective January 3, 2022, the Adviser changed its name from Janus Capital Management LLC to Janus Henderson Investors US LLC. The Adviser is responsible for the day-to-day management of the Portfolio's investment portfolio and furnishes continuous advice and recommendations concerning the Portfolio's investments. The Adviser also provides certain administration and other services and is responsible for other business affairs of the Portfolio.

The Adviser (together with its predecessors and affiliates) has served as investment adviser to the Janus Henderson mutual funds since 1970 and currently serves as investment adviser to all of the Janus Henderson mutual funds as well as the Janus Henderson exchange-traded funds, acts as subadviser for a number of private-label mutual funds, and provides separate account advisory services for institutional accounts and other unregistered products.

The Trust and the Adviser have received an exemptive order from the SEC that permits the Adviser, subject to the approval of the Trustees, to appoint or replace certain subadvisers to manage all or a portion of the Portfolio's assets and enter into, amend, or terminate a subadvisory agreement with certain subadvisers without obtaining shareholder approval (a "manager-of-managers structure"). The manager-of-managers structure applies to subadvisers that are not affiliated with the Trust or the Adviser ("non-affiliated subadvisers"), as well as any subadviser that is an indirect or direct "wholly-owned subsidiary" (as such term is defined by the Investment Company Act of 1940, as amended) of the Adviser or of another company that, indirectly or directly, wholly owns the Adviser (collectively, "wholly-owned subadvisers").

Pursuant to the order, the Adviser, with the approval of the Trustees, has the discretion to terminate any subadviser and allocate and, as appropriate, reallocate the Portfolio's assets among the Adviser and any other non-affiliated subadvisers or wholly-owned subadvisers (including terminating a non-affiliated subadviser and replacing it with a wholly-owned subadviser). To the extent that the Portfolio's assets are allocated to one or more subadvisers, the Adviser, subject to oversight by the Trustees, would have the responsibility to oversee such subadviser(s) to the Portfolio and to recommend for approval by the Trustees, the hiring, termination, and replacement of a subadviser for the Portfolio. In the event that the Adviser hires a subadviser pursuant to the manager-of-managers structure, the Portfolio would provide shareholders with information about the subadviser and subadvisory agreement within 90 days.

The Adviser furnishes certain administration, compliance, and accounting services to the Portfolio, including providing office space for the Portfolio and providing personnel to serve as officers to the Portfolio. The Portfolio reimburses the Adviser for certain of its costs in providing these services (to the extent the Adviser seeks reimbursement and such costs are not otherwise waived). These costs include some or all of the salaries, fees, and expenses of the Adviser's employees and Portfolio officers, including the Portfolio's Chief Compliance Officer and compliance staff, that provide specified administration and compliance services to the Portfolio. The Portfolio pays these costs based on out-of-pocket expenses incurred by the Adviser, and these costs are separate and apart from advisory fees and other expenses paid in connection with the investment advisory services the Adviser provides to the Portfolio.

## MANAGEMENT EXPENSES

The Portfolio pays the Adviser an investment advisory fee and incurs expenses, including administrative services fees payable pursuant to the Transfer Agency Agreement, any other transfer agent and custodian fees and expenses, legal and auditing fees, printing and mailing costs of sending reports and other information to existing shareholders, and Independent Trustees' fees and expenses. The Portfolio's investment advisory fee is calculated daily and paid monthly. The Portfolio's advisory agreement details the investment advisory fee and other expenses that the Portfolio must pay.

Global Research Portfolio pays an investment advisory fee rate that may adjust up or down based on the Portfolio's performance relative to the cumulative investment record of its benchmark index, the MSCI World Index, over a rolling 36-month performance measurement period.

The table below reflects the Portfolio's base fee rate (expressed as an annual rate), as well as the actual investment advisory fee rate paid by the Portfolio to the Adviser. The third column shows the full performance rate for outperformance or underperformance during the measurement period relative to the Portfolio's benchmark index. The fourth column shows the performance adjusted investment advisory fee rate, which is equal to the Portfolio's base fee rate plus or minus the performance adjustment over the period. This fourth column shows the actual amount of the investment advisory fee rate paid by the Portfolio as of the end of the fiscal year.

As an example, if the Portfolio outperformed its benchmark index over the performance measurement period by its full performance rate (listed in the table below), the advisory fee would increase by 0.15% (assuming constant assets). Conversely, if the Portfolio underperformed its benchmark index over the performance measurement period by its full performance rate (listed in the table below), the advisory fee would decrease by 0.15% (assuming constant assets). Actual performance within the full range of the full performance rate may result in positive or negative incremental adjustments to the advisory fee of greater or less than 0.15%. Additional details discussing the performance fee are included below with further description in the SAI.

| Portfolio Name            | Base Fee Rate (%) | Full Performance Rate vs. Benchmark Index | Performance Adjusted/Actual Investment Advisory Fee Rate (%) (for the fiscal year ended December 31, 2021) |
|---------------------------|-------------------|---|--|
| Global Research Portfolio | 0.60              | ± 6.00%                                   | 0.69   |

The investment advisory fee rate is determined by calculating a base fee (shown in the previous table) and applying a performance adjustment (described in further detail below). The performance adjustment either increases or decreases the base fee depending on how well the Portfolio has performed relative to the MSCI World Index.

The calculation of the performance adjustment applies as follows:

Investment Advisory Fee = Base Fee Rate +/- Performance Adjustment

The investment advisory fee rate paid to the Adviser by the Portfolio consists of two components: (1) a base fee calculated by applying the contractual fixed rate of the advisory fee to the Portfolio's average daily net assets during the previous month ("Base Fee Rate"), plus or minus (2) a performance-fee adjustment ("Performance Adjustment") calculated by applying a variable rate of up to 0.15% (positive or negative) to the Portfolio's average daily net assets based on the Portfolio's relative performance compared to the cumulative investment record of its benchmark index over a 36-month rolling performance measurement period.

No Performance Adjustment is applied unless the difference between the Portfolio's investment performance and the cumulative investment record of the Portfolio's benchmark index is 0.50% or greater (positive or negative) during the applicable performance measurement period. The Base Fee Rate is subject to an upward or downward Performance Adjustment for every full 0.50% increment by which the Portfolio outperforms or underperforms its benchmark index. Because the Performance Adjustment is tied to the Portfolio's relative performance compared to its benchmark index (and not its absolute performance), the Performance Adjustment could increase the Adviser's fee even if the Portfolio's Shares lose value during the performance measurement period and could decrease the Adviser's fee even if the Portfolio's Shares increase in value during the performance measurement period. For purposes of computing the Base Fee Rate and the Performance Adjustment, net assets are averaged over different periods (average daily net assets during the previous month for the Base Fee Rate, versus average daily net assets during the performance measurement period for the Performance Adjustment). Performance of the Portfolio is calculated net of expenses whereas the Portfolio's benchmark index does not have any fees or expenses. Reinvestment of dividends and distributions is included in calculating both the performance of the Portfolio and the Portfolio's benchmark index. The Base Fee Rate is calculated and accrued daily. The Performance Adjustment is calculated monthly in arrears and is accrued throughout the month. The investment advisory fee is paid monthly in arrears. Under extreme circumstances involving underperformance by a rapidly shrinking Portfolio, the dollar amount of the Performance Adjustment could be more than the dollar amount of the Base Fee Rate. In such circumstances, the Adviser would reimburse the Portfolio.

The investment performance of the Portfolio's Service Shares for the performance measurement period is used to calculate the Performance Adjustment. After the Adviser determines whether the Portfolio's performance was above or below its benchmark index by comparing the investment performance of the Portfolio's Service Shares against the cumulative investment record of the Portfolio's benchmark index, the Adviser applies the same Performance Adjustment (positive or negative) across each other class of shares of the Portfolio, as applicable. It is not possible to predict the effect of the Performance Adjustment on future overall compensation to the Adviser since it depends on the performance of the Portfolio relative to the record of the Portfolio's benchmark index and future changes to the size of the Portfolio.

A discussion regarding the basis for the Trustees' approval of the Portfolio's investment advisory agreement is included in the Portfolio's annual report (for the period ending December 31) and semiannual report (for the period ending June 30) to shareholders. You can request the Portfolio's annual or semiannual reports (as they become available), free of charge, by contacting your plan sponsor, broker-dealer, or financial intermediary, or by contacting a Janus Henderson representative at 1-877-335-2687. The reports are also available, free of charge, at [janushenderson.com/VIT](http://janushenderson.com/VIT).

## INVESTMENT PERSONNEL

### Global Research Portfolio

---

The Central Research Team selects investments for Global Research Portfolio and has done so since May 2013. The Central Research Team consists of the Adviser's equity research analysts overseen by the Portfolio Oversight Team led by Matthew Peron.

**Matthew Peron** is the Adviser's Director of Research and Executive Vice President of Global Research Portfolio. Mr. Peron is primarily responsible for the day-to-day operations of the Portfolio. He leads the Portfolio Oversight Team that reviews the Portfolio's risks, overall structure, and guidelines and has done so since April 2020. Mr. Peron is also Portfolio Manager of other Janus Henderson accounts. Prior to joining the Adviser in April 2020, he was Chief Investment Officer for City National Rochdale since 2018. Prior to serving in that role, Mr. Peron held various positions at Northern Trust, including serving as Executive Vice President and Managing Director of Global Equity, and as a member of the asset allocation committee.

Information about Mr. Peron's compensation structure and other accounts managed, as well as the range of his individual ownership of securities, and the aggregate range of his individual ownership in all mutual funds advised by the Adviser, is included in the SAI.

### Conflicts of Interest

The Adviser manages other funds and numerous other accounts, which may include separate accounts and other pooled investment vehicles, such as hedge funds. Side-by-side management of multiple accounts, including the management of a cash collateral pool for securities lending and investing the Janus Henderson funds' cash, may give rise to conflicts of interest among those accounts, and may create potential risks, such as the risk that investment activity in one account may adversely affect another account. For example, short sale activity in an account could adversely affect the market value of long positions in one or more other accounts (and vice versa). Side-by-side management may raise additional potential conflicts of interest relating to the allocation of investment opportunities and the aggregation and allocation of trades. Additionally, the Adviser manages the Janus Henderson "funds of funds," which are funds that invest primarily in other mutual funds that are managed by the Adviser. Because the Adviser manages the Janus Henderson "funds of funds" and the Janus Henderson funds, it is subject to certain potential conflicts of interest when allocating the assets of a Janus Henderson "fund of funds" among such Janus Henderson funds. Purchases and redemptions of fund shares by a Janus Henderson "fund of funds" due to reallocations or rebalancings may result in a fund having to sell securities or invest cash when it otherwise would not do so. Such transactions could accelerate the realization of taxable income if sales of securities resulted in gains. In addition, redemptions by a Janus Henderson "fund of funds" could cause actual expenses to increase, or could result in the fund's current expenses being allocated over a smaller asset base, which may lead to an increase in the fund's expense ratio. The impact of these transactions is likely to be greater when a Janus Henderson "fund of funds" purchases, redeems, or owns a substantial portion of a fund's shares. A further discussion of potential conflicts of interest and a discussion of certain procedures intended to mitigate such potential conflicts are contained in the Portfolio's SAI.



## OTHER INFORMATION

---

### CLASSES OF SHARES

Only Institutional Shares are offered by this Prospectus. The Shares are available only in connection with investment in and payments under variable insurance contracts, as well as certain qualified retirement plans. Service Shares are offered only in connection with investment in and payments under variable insurance contracts, as well as certain qualified retirement plans, that require a fee from Portfolio assets to procure distribution and/or administrative services to contract owners and plan participants. Because the expenses of each class may differ, the performance of each class is expected to differ. If you would like additional information about the Service Shares, please call 1-800-525-0020. In addition, for an analysis of fees associated with an investment in either share class or other similar funds, please visit [www.finra.org/fundanalyzer](http://www.finra.org/fundanalyzer).

### CLOSED PORTFOLIO POLICIES

The Portfolio may limit sales of its Shares to new investors. If sales of the Portfolio are limited, it is expected that existing shareholders invested in the Portfolio would be permitted to continue to purchase Shares through their existing Portfolio accounts and to reinvest any dividends or capital gains distributions in such accounts, absent highly unusual circumstances. Requests for new accounts into a closed portfolio would be reviewed by management, taking into consideration eligibility requirements and whether the addition to the portfolio is believed to negatively impact existing portfolio shareholders. The closed portfolio may decline opening new accounts, including eligible new accounts, if it would be in the best interests of the portfolio and its shareholders. If applicable, additional information regarding general policies and exceptions can be found in a closed portfolio's prospectuses.

### LIQUIDATION/REORGANIZATION OF A PORTFOLIO

It is important to know that, pursuant to the Trust's Amended and Restated Trust Instrument, the Trustees have the authority to merge, liquidate, and/or reorganize a portfolio into another portfolio without seeking shareholder vote or consent.

### DISTRIBUTION OF THE PORTFOLIO

The Portfolio is distributed by Janus Henderson Distributors US LLC (the "Distributor"), which is a member of the Financial Industry Regulatory Authority, Inc. ("FINRA"). To obtain information about FINRA member firms and their associated persons, you may contact FINRA at [www.finra.org](http://www.finra.org), or 1-800-289-9999.

### DISTRIBUTIONS

To avoid taxation of the Portfolio, the Internal Revenue Code of 1986, as amended (the “Internal Revenue Code”) requires the Portfolio to distribute all or substantially all of its net investment income and any net capital gains realized on its investments at least annually. The Portfolio’s income from certain dividends, interest, and any net realized short-term capital gains are paid to shareholders as ordinary income dividends. Net realized long-term capital gains, if any, are paid to shareholders as capital gains distributions, regardless of how long Shares of the Portfolio have been held. A portion of the Portfolio’s distributions received from REITs may be classified as a return of capital for federal income tax purposes. As a result, the Portfolio is more likely to make distributions that are treated as returns of capital, and possibly in greater amounts, than a portfolio that does not invest in REITs. Distributions are made at the class level, so they may vary from class to class within a single portfolio.

#### Distribution Schedule

Dividends for the Portfolio are normally declared and distributed in June and December. Capital gains are normally declared and distributed in June. However, in certain situations it may be necessary for the Portfolio to declare and distribute capital gains in December. If necessary, dividends and net capital gains may be distributed at other times as well. Unless otherwise instructed, distributions of net investment income and net capital gains, if any, are automatically reinvested in additional Shares of the Portfolio.

#### How Distributions Affect the Portfolio’s NAV

Distributions are paid to shareholders as of the record date of a distribution of the Portfolio, regardless of how long the Shares have been held. Undistributed dividends and net capital gains are included in the Portfolio’s daily net asset value (“NAV”). The share price of the Portfolio drops by the amount of the distribution, net of any subsequent market fluctuations. For example, assume that on December 31, the Portfolio declared a dividend in the amount of \$0.25 per share. If the Portfolio’s share price was \$10.00 on December 30, the Portfolio’s share price on December 31 would be \$9.75, barring market fluctuations.

### TAXES

#### Taxes on Distributions

Because Shares of the Portfolio may be purchased only through variable insurance contracts and certain qualified retirement plans, it is anticipated that any income dividends or net capital gains distributions made by the Portfolio will be exempt from current federal income taxation if left to accumulate within the variable insurance contract or qualified retirement plan. Generally, withdrawals from such contracts or plans may be subject to federal income tax at ordinary income rates and, if withdrawals are made from a retirement plan before age 59½, a 10% penalty tax may be imposed. The federal income tax status of your investment depends on the features of your qualified retirement plan or variable insurance contract. Further information may be found in your plan documents or in the prospectus of the separate account offering such contract.

#### Taxation of the Portfolio

Dividends, interest, and some capital gains received by the Portfolio on foreign securities may be subject to foreign tax withholding or other foreign taxes. If the Portfolio is eligible, it may from year to year make the election permitted under Section 853 of the Internal Revenue Code to pass through such taxes to shareholders as a foreign tax credit. If such an election is not made, any foreign taxes paid or accrued will represent an expense to the Portfolio.

The Portfolio does not expect to pay any federal income or excise taxes because it intends to meet certain requirements of the Internal Revenue Code. In addition, because the Shares of the Portfolio are sold in connection with variable insurance contracts, the Portfolio intends to satisfy the diversification requirements applicable to insurance company separate accounts under the Internal Revenue Code. If the Portfolio invests in partnerships, it may be subject to state tax liabilities.



## SHAREHOLDER'S GUIDE

---

Investors may not purchase or redeem Shares of the Portfolio directly. Shares may be purchased or redeemed only through variable insurance contracts offered by the separate accounts of participating insurance companies or through certain qualified retirement plans. **Refer to the prospectus for the participating insurance company's separate account or your plan documents for instructions on purchasing or selling variable insurance contracts and on how to select the Portfolio as an investment option for a contract or a qualified retirement plan.**

**With certain exceptions, the Portfolio is generally available only to shareholders residing in the United States and employees of the Adviser or its affiliates. For purposes of this policy, the Portfolio requires that a shareholder and/or entity be a U.S. citizen residing in the United States or a U.S. Territory (including overseas U.S. military or diplomatic addresses) or a resident alien residing in the United States or a U.S. Territory with a valid U.S. Taxpayer Identification Number to open an account with the Portfolio.**

### PRICING OF PORTFOLIO SHARES

The per share NAV for each class is computed by dividing the total value of assets allocated to the class, less liabilities allocated to that class, by the total number of outstanding shares of the class. The Portfolio's NAV is calculated as of the close of the regular trading session of the New York Stock Exchange ("NYSE") (normally 4:00 p.m. New York time) each day that the NYSE is open ("business day"). However, the time at which the Portfolio's NAV is calculated may be changed if trading on the NYSE is restricted, the NYSE closes at a different time, or as permitted by the SEC. Foreign securities held by the Portfolio may be traded on days and at times when the NYSE is closed and the NAV is therefore not calculated. Accordingly, the value of the Portfolio's holdings may change on days that are not business days in the United States and on which you will not be able to purchase or redeem the Portfolio's Shares.

All purchases and redemptions will be duly processed at the NAV next calculated after your request is received in good order by the Portfolio or its agents. In order to receive a day's price, your order must be received in good order by the Portfolio (or insurance company or plan sponsor) or its agents by the close of the regular trading session of the NYSE.

Securities held by the Portfolio are valued in accordance with policies and procedures established by and under the oversight of the Trustees. To the extent available, domestic and foreign equity securities traded on a securities exchange are generally valued at the closing prices on the primary market or exchange on which they trade. Most fixed-income securities are typically valued using an evaluated bid price supplied by an approved pricing service that is intended to reflect market value. The evaluated bid price is an evaluation that may consider factors such as security prices, yields, maturities, and ratings. Certain short-term instruments maturing within 60 days or less may be valued at amortized cost, which approximates market value. If a market quotation or evaluated price for a security is not readily available or is deemed unreliable, or if an event that is expected to affect the value of the security occurs after the close of the principal exchange or market on which the security is traded, and before the close of the NYSE, a fair value of the security will be determined in good faith under the policies and procedures. Such events include, but are not limited to: (i) a significant event that may affect the securities of a single issuer, such as a merger, bankruptcy, or significant issuer-specific development; (ii) an event that may affect an entire market, such as a natural disaster or significant governmental action; (iii) a non-significant event such as a market closing early or not opening, or a security trading halt; and (iv) pricing of a non-valued security and a restricted or non-public security. This type of fair value pricing may be more commonly used with foreign equity securities, but it may also be used with, among other things, thinly-traded domestic securities or fixed-income securities. Special valuation considerations may apply with respect to "odd-lot" fixed-income transactions which, due to their small size, may receive evaluated prices by pricing services which reflect a large block trade and not what actually could be obtained for the odd-lot position. For valuation purposes, quotations of foreign portfolio securities, other assets and liabilities, and forward contracts stated in foreign currency are generally translated into U.S. dollar equivalents at the prevailing market rates. The Portfolio uses systematic fair valuation models provided by an independent pricing service to value foreign equity securities in order to adjust for stale pricing, which may occur between the close of certain foreign exchanges and the close of the NYSE.

Due to the subjective nature of systematic fair value pricing, the Portfolio's value for a particular security may be different from the last quoted market price. Systematic fair value pricing may reduce arbitrage activity involving the frequent buying and selling of mutual fund shares by investors seeking to take advantage of a perceived lag between a change in the value of the Portfolio's securities and the reflection of such change in the Portfolio's NAV, as further described in the "Excessive Trading" section of this Prospectus. While funds that invest in foreign securities may be at a greater risk for arbitrage activity, such activity may also arise in funds which do not invest in foreign securities, for example, when trading in a security held by a portfolio is halted and does not resume prior to the time the portfolio calculates its NAV (referred to as "stale pricing").

Portfolios that hold thinly-traded securities, such as certain small-capitalization securities or high-yield fixed-income securities, may be subject to attempted use of arbitrage techniques. To the extent that the Portfolio's valuation of a security is different from the security's market value, short-term arbitrage traders buying and/or selling shares of the Portfolio may dilute the NAV of the Portfolio, which negatively impacts long-term shareholders. The Portfolio's valuation and excessive trading policies and procedures may not completely eliminate short-term trading in certain omnibus accounts and other accounts traded through intermediaries.

The value of the securities of other open-end funds held by the Portfolio, if any, will be calculated using the NAV of such open-end funds, and the prospectuses for such open-end funds explain the circumstances under which they use fair value pricing and the effects of using fair value pricing.

## **ADMINISTRATIVE FEES**

The Transfer Agent receives an administrative services fee at an annual rate of 0.05% of the average daily net assets of the Portfolio for arranging for the provision by participating insurance companies and qualified plan service providers of administrative services, including recordkeeping, subaccounting, order processing, or other shareholder services provided on behalf of contract holders or plan participants investing in the Portfolio. Other shareholder services may include the provision of order confirmations, periodic account statements, forwarding prospectuses, shareholder reports, and other materials to existing customers, and answering inquiries regarding accounts. The Transfer Agent expects to use this entire fee to compensate insurance companies and qualified plan service providers for providing these services to their customers who invest in the Portfolio.

## **PAYMENTS TO FINANCIAL INTERMEDIARIES BY THE ADVISER OR ITS AFFILIATES**

From its own assets, the Adviser or its affiliates pay fees to selected insurance companies, qualified plan service providers or their affiliates, or other financial intermediaries that distribute, market, or promote the Portfolio or perform related services for contract owners and plan participants. The amount of these payments is determined from time to time by the Adviser, may be substantial, and may differ for different financial intermediaries. The Adviser and its affiliates consider a number of factors in making payments to financial intermediaries.

The Adviser or its affiliates pay fees, from their own assets, to selected insurance companies, qualified plan service providers, and other financial intermediaries for providing recordkeeping, subaccounting, transaction processing, and other shareholder or administrative services (including payments for processing transactions via the National Securities Clearing Corporation ("NSCC") or other means) in connection with investments in the Janus Henderson funds. These fees are in addition to any fees that may be paid by the Janus Henderson funds for these types of services or other services.

In addition, the Adviser or its affiliates periodically share certain marketing expenses with selected intermediaries, or pay for or sponsor informational meetings, seminars, client awareness events, support for marketing materials, sales reporting, or business building programs for such intermediaries to raise awareness of the Portfolio. The Adviser or its affiliates make payments to participate in selected intermediary marketing support programs which may provide the Adviser or its affiliates with one or more of the following benefits: attendance at sales conferences, participation in meetings or training sessions, access to or information about intermediary personnel, use of an intermediary's marketing and communication infrastructure, fund analysis tools, data, business planning and strategy sessions with intermediary personnel, information on industry- or platform-specific developments, trends and service providers, and other marketing-related services. Such payments may be in addition to, or in lieu of, the fees described above. These payments are intended to promote the sales of Janus Henderson funds and to reimburse financial intermediaries, directly or indirectly, for the costs that they or their salespersons incur in connection with educational seminars, meetings, and training efforts about the Janus Henderson funds to enable the intermediaries and their salespersons to make suitable recommendations, provide useful services, and maintain the necessary infrastructure to make the Janus Henderson funds available to their customers.

The receipt of (or prospect of receiving) fees or reimbursements and other forms of compensation described above may provide a financial intermediary and its salespersons with an incentive to favor sales of Janus Henderson funds' shares over sales of other mutual funds (or non-mutual fund investments) or to favor sales of one class of Janus Henderson funds' shares over sales of another Janus Henderson funds' share class, with respect to which the financial intermediary does not receive such payments or receives them in a lower amount. The receipt of these payments may cause certain financial intermediaries to elevate the prominence of the Janus Henderson funds within such financial intermediary's organization by, for example,

placement on a list of preferred or recommended funds and/or the provision of preferential or enhanced opportunities to promote the Janus Henderson funds in various ways within such financial intermediary's organization.

From time to time, certain financial intermediaries approach the Adviser to request that the Adviser make contributions to certain charitable organizations. In these cases, the Adviser's contribution may result in the financial intermediary, or its salespersons, recommending Janus Henderson funds over other mutual funds (or non-mutual fund investments).

The payment arrangements described above will not change the price a contract owner or plan participant pays for Shares nor the amount that a Janus Henderson fund receives to invest on behalf of the contract owner or plan participant. You should consider whether such arrangements exist when evaluating any recommendations from an intermediary to purchase or sell Shares of the Portfolio and, if applicable, when considering which share class of the Portfolio is most appropriate for you. Please contact your insurance company or plan sponsor for details on such arrangements.

## **PURCHASES**

Purchases of Shares may be made only by the separate accounts of insurance companies for the purpose of funding variable insurance contracts or by certain qualified retirement plans. Refer to the prospectus of the appropriate insurance company separate account or your plan documents for information on how to invest in the Shares of the Portfolio. Under certain circumstances, the Portfolio may permit an in-kind purchase of Shares. Participating insurance companies and certain other designated organizations are authorized to receive purchase orders on the Portfolio's behalf. As discussed under "Payments to Financial Intermediaries by the Adviser or its Affiliates," the Adviser and its affiliates make payments to selected insurance companies, qualified plan service providers, or their affiliates, or other financial intermediaries that were instrumental in the acquisition or retention of accounts for the Portfolio or that provide services in connection with investments in the Portfolio. You should consider such arrangements when evaluating any recommendation of the Portfolio.

The Portfolio reserves the right to reject any purchase order, including exchange purchases, for any reason. The Portfolio is not intended for excessive trading. For more information about the Portfolio's policy on excessive trading, refer to "Excessive Trading."

The Portfolio may discontinue sales to a qualified plan and require plan participants with existing investments in the Shares to redeem those investments if the plan loses (or in the opinion of the Adviser, is at risk of losing) its qualified plan status.

In compliance with the Uniting and Strengthening America by Providing Appropriate Tools Required to Intercept and Obstruct Terrorism Act of 2001 ("USA PATRIOT Act"), your insurance company or plan sponsor is required to verify certain information on your account application as part of its Anti-Money Laundering Program. You will be required to provide your full name, date of birth, Social Security number, and permanent street address to assist in verifying your identity. You may also be asked to provide documents that may help to establish your identity. Until verification of your identity is made, your insurance company or plan sponsor may temporarily limit additional share purchases. In addition, your insurance company or plan sponsor may close an account if they are unable to verify a shareholder's identity. Please contact your insurance company or plan sponsor if you need additional assistance when completing your application or additional information about the insurance company or plan sponsor's Anti-Money Laundering Program.

In an effort to ensure compliance with this law, the Adviser's Anti-Money Laundering Program (the "Program") provides for the development of internal practices, procedures and controls, designation of anti-money laundering compliance officers, an ongoing training program, and an independent audit function to determine the effectiveness of the Program.

### **Potential Conflicts**

Although the Portfolio does not currently anticipate any disadvantages to policy owners because the Portfolio offers its Shares to unaffiliated variable annuity and variable life separate accounts of insurance companies that are unaffiliated with the Adviser and to certain qualified retirement plans, there is a possibility that a material conflict may arise. The Trustees monitor events in an effort to identify any disadvantages or material irreconcilable conflicts and to determine what action, if any, should be taken in response. If a material disadvantage or conflict is identified, the Trustees may require one or more insurance company separate accounts or qualified plans to withdraw its investments in the Portfolio or substitute Shares of another portfolio. If this occurs, the Portfolio may be forced to sell its securities at disadvantageous prices. In addition, the Portfolio may refuse to sell its Shares to any separate account or qualified plan or may suspend or terminate the offering of the Portfolio's Shares if such action is required by law or regulatory authority or is in the best interests of the Portfolio's shareholders. It is possible that a qualified plan investing in the Portfolio could lose its qualified plan status under the

Internal Revenue Code, which could have adverse tax consequences on insurance company separate accounts investing in the Portfolio. The Adviser intends to monitor such qualified plans, and the Portfolio may discontinue sales to a qualified plan and require plan participants with existing investments in the Portfolio to redeem those investments if a plan loses (or in the opinion of the Adviser is at risk of losing) its qualified plan status.

## **REDEMPTIONS**

Redemptions, like purchases, may be effected only through the separate accounts of participating insurance companies or through certain qualified retirement plans. Please refer to the appropriate separate account prospectus or plan documents for details.

Shares of the Portfolio may be redeemed on any business day on which the Portfolio's NAV is calculated. Redemptions are duly processed at the NAV next calculated after your redemption order is received in good order by the Portfolio or its agents. Redemption proceeds will normally be sent within two business days following receipt of the redemption order. The Portfolio typically expects to meet redemption requests by paying out proceeds from cash or cash equivalent portfolio holdings, or by selling portfolio holdings. In stressed market conditions, and other appropriate circumstances, redemption methods may include borrowing funds or redeeming in-kind.

The Portfolio reserves the right to postpone payment of redemption proceeds for up to seven calendar days. Additionally, the right to require the Portfolio to redeem its Shares may be suspended, or the date of payment may be postponed beyond seven calendar days, whenever: (i) trading on the NYSE is restricted, as determined by the SEC, or the NYSE is closed (except for holidays and weekends); (ii) the SEC permits such suspension and so orders; or (iii) an emergency exists as determined by the SEC so that disposal of securities or determination of NAV is not reasonably practicable.

### **Large Shareholder Redemptions**

Certain large shareholders, such as other portfolios, participating insurance companies, accounts, and the Adviser's affiliates, may from time to time own (beneficially or of record) or control a significant percentage of the Portfolio's Shares. Redemptions by these large shareholders of their holdings in the Portfolio may cause the Portfolio to sell securities at times when it would not otherwise do so, which may negatively impact the Portfolio's NAV and liquidity. Similarly, large Portfolio share purchases may adversely affect the Portfolio's performance to the extent that the Portfolio is delayed in investing new cash and is required to maintain a larger cash position than it ordinarily would. A large shareholder purchase or redemption may also increase transaction costs. In addition, a large redemption could result in the Portfolio's current expenses being allocated over a smaller asset base, which could lead to an increase in the Portfolio's expense ratio.

### **Redemptions In-Kind**

Shares normally will be redeemed for cash, although the Portfolio retains the right to redeem some or all of its shares in-kind under unusual circumstances, in order to protect the interests of remaining shareholders, to accommodate a request by a particular shareholder that does not adversely affect the interests of the remaining shareholders, or in connection with the liquidation of a portfolio, by delivery of securities selected from its assets at its discretion. However, the Portfolio is required to redeem shares solely for cash up to the lesser of \$250,000 or 1% of the NAV of the Portfolio during any 90-day period for any one shareholder. Should redemptions by any shareholder exceed such limitation, the Portfolio will have the option of redeeming the excess in cash or in-kind. In-kind payment means payment will be made in portfolio securities rather than cash, and may potentially include illiquid investments. Illiquid investments may not be able to be sold quickly or at a price that reflects full value, or there may not be a market for such investments, which could cause the redeeming shareholder to realize losses on the investment if it is sold at a price lower than that at which it had been valued. If the Portfolio makes an in-kind payment, the redeeming shareholder might incur brokerage or other transaction costs to convert the securities to cash, whereas such costs are borne by the Portfolio for cash redemptions.

While the Portfolio may pay redemptions in-kind, the Portfolio may instead choose to raise cash to meet redemption requests through the sale of portfolio securities or permissible borrowings. If the Portfolio is forced to sell securities at an unfavorable time and/or under unfavorable conditions, such sales may adversely affect the Portfolio's NAV and may increase brokerage costs.

## EXCESSIVE TRADING

### Excessive and Short-Term Trading Policies and Procedures

The Trustees have adopted policies and procedures with respect to short-term and excessive trading of Portfolio shares (“excessive trading”). The Portfolio is intended for long-term investment purposes, and the Portfolio will take reasonable steps to attempt to detect and deter short-term and excessive trading. Transactions placed in violation of the Portfolio’s excessive trading policies and procedures may be cancelled or rescinded by the Portfolio by the next business day following receipt by the Portfolio. The trading history of accounts determined to be under common ownership or control within any of the Janus Henderson funds may be considered in enforcing these policies and procedures. As described below, the Portfolio may not be able to identify all instances of excessive trading or completely eliminate the possibility of excessive trading. In particular, it may be difficult to identify excessive trading in certain omnibus accounts and other accounts traded through intermediaries (such as insurance companies or plan sponsors). By their nature, omnibus accounts, in which purchases and redemptions of the Portfolio’s shares by multiple investors are aggregated by the intermediary and presented to the Portfolio on a net basis, may effectively conceal the identity of individual investors and their transactions from the Portfolio and its agents. This makes the elimination of excessive trading in the accounts impractical without the assistance of the intermediary.

The Janus Henderson funds attempt to deter excessive trading through at least the following methods:

- trade monitoring; and
- fair valuation of securities as described under “Pricing of Portfolio Shares.”

The Portfolio monitors for patterns of shareholder short-term trading and may suspend or permanently terminate the purchase and exchange privilege (if permitted by your insurance company or plan sponsor) of any investor who is identified as having a pattern of short-term trading. The Portfolio at all times reserves the right to reject any purchase or exchange request and to modify or terminate the purchase and exchange privileges for any investor for any reason without prior notice, in particular, if the trading activity in the account(s) is deemed to be disruptive to the Portfolio. For example, the Portfolio may refuse a purchase order if the investment personnel believe they would be unable to invest the money effectively in accordance with the Portfolio’s investment policies or the Portfolio would otherwise be adversely affected due to the size of the transaction, frequency of trading, or other factors.

The Portfolio’s Trustees may approve from time to time a redemption fee to be imposed by any Janus Henderson fund, subject to 60 days’ notice to shareholders of that fund.

Investors who place transactions through the same insurance company or plan sponsor on an omnibus basis may be deemed part of a group for the purpose of the Portfolio’s excessive trading policies and procedures and may be rejected in whole or in part by the Portfolio. The Portfolio, however, cannot always identify or reasonably detect excessive trading that may be facilitated by insurance companies or plan sponsors or made difficult to identify through the use of omnibus accounts by those intermediaries that transmit purchase, exchange, and redemption orders to the Portfolio, and thus the Portfolio may have difficulty curtailing such activity. Transactions accepted by an insurance company or plan sponsor in violation of the Portfolio’s excessive trading policies may be cancelled or revoked by the Portfolio by the next business day following receipt by the Portfolio.

In an attempt to detect and deter excessive trading in omnibus accounts, the Portfolio or its agents may require intermediaries to impose restrictions on the trading activity of accounts traded through those intermediaries. Such restrictions may include, but are not limited to, requiring that trades be placed by U.S. mail, prohibiting future purchases by investors who have recently redeemed Portfolio shares, requiring intermediaries to report information about customers who purchase and redeem large amounts, and similar restrictions. The Portfolio’s ability to impose such restrictions with respect to accounts traded through particular intermediaries may vary depending on the systems’ capabilities, applicable contractual and legal restrictions, and cooperation of those intermediaries.

Generally, the Portfolio’s excessive trading policies and procedures do not apply to (i) a money market fund, although money market funds at all times reserve the right to reject any purchase request (including exchange purchases, if permitted by your insurance company or plan sponsor) for any reason without prior notice; (ii) transactions in the Janus Henderson funds by a Janus Henderson “fund of funds,” which is a fund that primarily invests in other Janus Henderson funds; (iii) periodic rebalancing and identifiable transactions by certain funds of funds and asset allocation programs to realign portfolio investments with existing target allocations; and (iv) systematic purchase, exchange, or redemption programs.



The Portfolio's policies and procedures regarding excessive trading may be modified at any time by the Portfolio's Trustees.

### **Excessive Trading Risks**

Excessive trading may present risks to the Portfolio's long-term shareholders. Excessive trading into and out of the Portfolio may disrupt portfolio investment strategies, may create taxable gains to remaining Portfolio shareholders, and may increase Portfolio expenses, all of which may negatively impact investment returns for all remaining shareholders, including long-term shareholders.

Portfolios that invest in foreign securities may be at a greater risk for excessive trading. Investors may attempt to take advantage of anticipated price movements in securities held by a portfolio based on events occurring after the close of a foreign market that may not be reflected in the portfolio's NAV (referred to as "price arbitrage"). Such arbitrage opportunities may also arise in portfolios which do not invest in foreign securities, for example, when trading in a security held by a portfolio is halted and does not resume prior to the time the portfolio calculates its NAV (referred to as "stale pricing"). Portfolios that hold thinly-traded securities, such as certain small-capitalization securities, may be subject to attempted use of arbitrage techniques. To the extent that the Portfolio's valuation of a security differs from the security's market value, short-term arbitrage traders may dilute the NAV of the Portfolio, which negatively impacts long-term shareholders. Although the Portfolio has adopted valuation policies and procedures intended to reduce the Portfolio's exposure to price arbitrage, stale pricing, and other potential pricing inefficiencies, under such circumstances there is potential for short-term arbitrage trades to dilute the value of shares held by the Portfolio.

Although the Portfolio takes steps to detect and deter excessive trading pursuant to the policies and procedures described in this Prospectus and approved by the Trustees, there is no assurance that these policies and procedures will be effective in limiting excessive trading in all circumstances. For example, the Portfolio may be unable to completely eliminate the possibility of excessive trading in certain omnibus accounts and other accounts traded through intermediaries. Omnibus accounts may effectively conceal the identity of individual investors and their transactions from the Portfolio and its agents. This makes the Portfolio's identification of excessive trading transactions in the Portfolio through an omnibus account difficult and makes the elimination of excessive trading in the account impractical without the assistance of the intermediary. Moreover, the contract between an insurance company and the owner of a variable insurance contract may govern the frequency with which the contract owner may cause the insurance company to purchase or redeem shares of the Portfolio. Although the Portfolio encourages intermediaries to take necessary actions to detect and deter excessive trading, some intermediaries may be unable or unwilling to do so, and accordingly, the Portfolio cannot eliminate completely the possibility of excessive trading.

Shareholders that invest through an omnibus account should be aware that they may be subject to the policies and procedures of their insurance company or plan sponsor with respect to excessive trading in the Portfolio.

### **AVAILABILITY OF PORTFOLIO HOLDINGS INFORMATION**

The Mutual Fund Holdings Disclosure Policies and Procedures adopted by the Adviser and all mutual funds managed within the Janus Henderson fund complex are designed to be in the best interests of the portfolios and to protect the confidentiality of the portfolios' holdings. The following describes policies and procedures with respect to disclosure of portfolio holdings.

- **Full Holdings.** A schedule of the Portfolio's holdings, consisting of at least the names of the holdings, is generally available on a monthly basis with a 30-day lag and is posted under Full Holdings for the Portfolio at [janushenderson.com/VIT](http://janushenderson.com/VIT). A complete schedule of the Portfolio's holdings is also available semiannually and annually in shareholder reports and, after the first and third fiscal quarters, in Form N-PORT. Information reported in shareholder reports and in Form N-PORT will be made publicly available within 60 days after the end of the respective fiscal quarter. The Portfolio's shareholder reports and Form N-PORT filings are available on the SEC's website at <http://www.sec.gov>. In addition, the Portfolio's shareholder reports are available without charge, upon request, by calling a Janus Henderson representative at 1-877-335-2687 (toll free).
- **Top Holdings.** The Portfolio's top portfolio holdings, in order of position size and as a percentage of the Portfolio's total portfolio, are available monthly with a 15-day lag.
- **Other Information.** The Portfolio may occasionally provide security breakdowns (e.g., industry, sector, regional, market capitalization, and asset allocation) and specific portfolio level performance attribution information and statistics monthly

with a 15-day lag. Top/bottom equity securities ranked by performance attribution, including the percentage attribution to Portfolio performance, average Portfolio weighting, and other relevant data points, may be provided monthly with a 15-day lag.

The Adviser may exclude from publication on its websites all or any portion of portfolio holdings or change the time periods of disclosure as deemed necessary to protect the interests of the Janus Henderson funds. Under extraordinary circumstances, exceptions to the Mutual Fund Holdings Disclosure Policies and Procedures may be made by Janus Henderson's Chief Investment Officer, in consultation with the Portfolio's Chief Compliance Officer or a designee. Such exceptions may be made without prior notice to shareholders. A summary of the Portfolio's holdings disclosure policies and procedures, which includes a discussion of any exceptions, is contained in the Portfolio's SAI.

## **SHAREHOLDER COMMUNICATIONS**

Your insurance company or plan sponsor is responsible for providing annual and semiannual reports, including the financial statements of the Portfolio. These reports show the Portfolio's investments and the market value of such investments, as well as other information about the Portfolio and its operations. Please contact your insurance company or plan sponsor to obtain these reports. The Trust's fiscal year ends December 31.

## FINANCIAL HIGHLIGHTS

The financial highlights table is intended to help you understand the Portfolio's financial performance for the period ended December 31 of the fiscal years shown. Items "Net asset value, beginning of period" through "Net asset value, end of period" reflect financial results for a single Portfolio Share. The gross expense ratio reflects expenses prior to any expense offset arrangement and waivers (reimbursements), if applicable. The net expense ratio reflects expenses after any expense offset arrangement and waivers (reimbursements), if applicable. The information shown for the fiscal years ended December 31 has been audited by PricewaterhouseCoopers LLP, whose report, along with the Portfolio's financial statements, is included in the Annual Report, which is available upon request, and incorporated by reference into the SAI.

The total returns in the table represent the rate that an investor would have earned (or lost) on an investment in the Institutional Shares of the Portfolio (assuming reinvestment of all dividends and distributions) but do not include charges and expenses attributable to any insurance product. If these charges and expenses had been included, the performance for the years shown would be lower. "Total return" information may include adjustments in accordance with generally accepted accounting principles. As a result, returns may differ from returns for shareholder transactions.

### Global Research Portfolio – Institutional Shares

|  | Years ended December 31 |                |                |                |                |
|--|-------------------------|----------------|----------------|----------------|----------------|
|  | 2021                    | 2020           | 2019           | 2018           | 2017           |
| <b>Net asset value, beginning of period</b>                  | <b>\$63.62</b>          | <b>\$56.59</b> | <b>\$47.13</b> | <b>\$51.20</b> | <b>\$40.63</b> |
| <b>Income from investment operations:</b>                    |                         |                |                |                |                |
| Net investment income/(loss) <sup>(1)</sup>                  | 0.39                    | 0.39           | 0.60           | 0.62           | 0.51           |
| Net gain/(loss) on securities (both realized and unrealized) | 10.90                   | 10.04          | 12.67          | (4.09)         | 10.45          |
| <b>Total from investment operations</b>                      | <b>11.29</b>            | <b>10.43</b>   | <b>13.27</b>   | <b>(3.47)</b>  | <b>10.96</b>   |
| <b>Less distributions:</b>                                   |                         |                |                |                |                |
| Dividends (from net investment income)                       | (0.36)                  | (0.41)         | (0.54)         | (0.60)         | (0.39)         |
| Distributions (from capital gains)                           | (3.27)                  | (2.99)         | (3.27)         | —              | —              |
| <b>Total distributions</b>                                   | <b>(3.63)</b>           | <b>(3.40)</b>  | <b>(3.81)</b>  | <b>(0.60)</b>  | <b>(0.39)</b>  |
| <b>Net asset value, end of period</b>                        | <b>\$71.28</b>          | <b>\$63.62</b> | <b>\$56.59</b> | <b>\$47.13</b> | <b>\$51.20</b> |
| <b>Total return<sup>(2)</sup></b>                            | <b>18.09%</b>           | <b>20.06%</b>  | <b>29.04%</b>  | <b>(6.87)%</b> | <b>27.03%</b>  |
| Net assets, end of period (in thousands)                     | \$653,853               | \$600,868      | \$539,915      | \$463,402      | \$540,594      |
| Average net assets for the period (in thousands)             | \$636,425               | \$516,468      | \$511,859      | \$533,418      | \$512,287      |
| Ratio of gross expenses to average net assets                | 0.77%                   | 0.84%          | 0.79%          | 0.60%          | 0.64%          |
| Ratio of net expenses to average net assets                  | 0.77%                   | 0.84%          | 0.79%          | 0.60%          | 0.64%          |
| Ratio of net investment income/(loss) to average net assets  | 0.57%                   | 0.72%          | 1.13%          | 1.19%          | 1.05%          |
| Portfolio turnover rate                                      | 20%                     | 33%            | 36%            | 36%            | 41%            |

(1) Per share amounts are calculated using the average shares outstanding method.

(2) The return includes adjustments in accordance with generally accepted accounting principles required at period end date. Total return does not include fees, charges, or expenses imposed by the variable annuity and life insurance contracts for which Janus Aspen Series serves as an underlying investment vehicle.



## GLOSSARY OF INVESTMENT TERMS

---

This glossary provides a more detailed description of some of the types of securities, investment strategies, and other instruments in which the Portfolio may invest, as well as some general investment terms. The Portfolio may invest in these instruments to the extent permitted by its investment objective and policies. The Portfolio is not limited by this discussion and may invest in any other types of instruments not precluded by the policies discussed elsewhere in this Prospectus.

### EQUITY AND DEBT SECURITIES

**Average-Weighted Effective Maturity** is a measure of a bond's maturity. The stated maturity of a bond is the date when the issuer must repay the bond's entire principal value to an investor. Some types of bonds may also have an "effective maturity" that is shorter than the stated date due to prepayment or call provisions. Securities without prepayment or call provisions generally have an effective maturity equal to their stated maturity. Average-weighted effective maturity is calculated by averaging the effective maturity of bonds held by a Portfolio with each effective maturity "weighted" according to the percentage of net assets that it represents.

**Bank loans** include institutionally-traded floating and fixed-rate debt securities generally acquired as a participation interest in or assignment of a loan originated by a lender or financial institution. Assignments and participations involve credit, interest rate, and liquidity risk. Interest rates on floating rate securities adjust with interest rate changes and/or issuer credit quality. If a Portfolio purchases a participation interest, it may only be able to enforce its rights through the lender and may assume the credit risk of both the borrower and the lender. There are also risks involved in purchasing assignments. If a loan is foreclosed, a Portfolio may become part owner of any collateral securing the loan and may bear the costs and liabilities associated with owning and disposing of any collateral. The Portfolio could be held liable as a co-lender. In addition, there is no assurance that the liquidation of any collateral from a secured loan would satisfy a borrower's obligations or that any collateral could be liquidated. A Portfolio may have difficulty trading assignments and participations to third parties or selling such securities in secondary markets, which in turn may affect the Portfolio's NAV.

**Bonds** are debt securities issued by a company, municipality, government, or government agency. The issuer of a bond is required to pay the holder the amount of the loan (or par value of the bond) at a specified maturity and to make scheduled interest payments.

**Certificates of Participation ("COPs")** are certificates representing an interest in a pool of securities. Holders are entitled to a proportionate interest in the underlying securities.

**Collateralized Mortgage Obligations ("CMOs")** are a type of mortgage-backed security that are created by dividing the principal and interest payments collected on a pool of mortgages into several revenue streams (tranches) with different priority rights to portions of the underlying mortgage payments. Certain CMO tranches are frequently referred to as "mortgage derivatives" and may be extremely sensitive to changes in interest rates. The issuer of a series of CMOs may elect to be treated as a Real Estate Mortgage Investment Conduit ("REMIC"). A REMIC is a CMO that qualifies for special tax treatment and invests in certain mortgages principally secured by interests in real property and other permitted investments.

**Commercial paper** is a short-term debt obligation with a maturity ranging from 1 to 270 days issued by banks, corporations, and other borrowers to investors seeking to invest idle cash. A Portfolio may purchase commercial paper issued in private placements under Section 4(2) of the Securities Act of 1933, as amended (the "1933 Act").

**Common stocks** are equity securities representing shares of ownership in a company and usually carry voting rights and earn dividends. Unlike preferred stock, dividends on common stock are not fixed but are declared at the discretion of the issuer's board of directors.

**Convertible securities** are preferred stocks or bonds that pay a fixed dividend or interest payment and are convertible into common stock at a specified price or conversion ratio.

**Debt securities** are securities representing money borrowed that must be repaid at a later date. Such securities have specific maturities and usually a specific rate of interest or an original purchase discount.

**Depository receipts** are receipts for shares of a foreign-based corporation that entitle the holder to dividends and capital gains on the underlying security. Receipts include those issued by domestic banks (American Depositary Receipts), foreign banks (Global or European Depositary Receipts), and broker-dealers (depository shares).

**Duration** is a measurement of price sensitivity to interest rate changes. Unlike average maturity, duration reflects both principal and interest payments. Generally, the higher the coupon rate on a bond, the lower its duration will be. The duration

of a bond portfolio is calculated by averaging the duration of bonds held by a Portfolio with each duration “weighted” according to the percentage of net assets that it represents. Because duration accounts for interest payments, a Portfolio’s duration is usually shorter than its average maturity. Securities with longer durations tend to be more sensitive to changes in interest rates, and are usually more volatile than securities with shorter duration. For example, the price of a bond portfolio with an average duration of five years would be expected to fall approximately 5% if interest rates rose by one percentage point. A Portfolio with a longer portfolio duration is more likely to experience a decrease in its share price as interest rates rise.

**Equity securities** generally include domestic and foreign common stocks; preferred stocks; securities convertible into common stocks or preferred stocks; warrants to purchase common or preferred stocks; and other securities with equity characteristics.

**Exchange-traded funds (“ETFs”)** are index-based investment companies which hold substantially all of their assets in securities with equity characteristics. As a shareholder of another investment company, a Portfolio would bear its pro rata portion of the other investment company’s expenses, including advisory fees, in addition to the expenses the Portfolio bears directly in connection with its own operations.

**Fixed-income securities** are securities that pay a specified rate of return. The term generally includes short- and long-term government, corporate, and municipal obligations that pay a specified rate of interest, dividends, or coupons for a specified period of time. Coupon and dividend rates may be fixed for the life of the issue or, in the case of adjustable and floating rate securities, for a shorter period.

**High-yield/high-risk bonds** are bonds that are rated below investment grade by the primary rating agencies (i.e., BB+ or lower by Standard & Poor’s and Fitch, or Ba1 or lower by Moody’s). Other terms commonly used to describe such bonds include “lower rated bonds,” “non-investment grade bonds,” and “junk bonds.”

**Mortgage- and asset-backed securities** are shares in a pool of mortgages or other debt instruments. These securities are generally pass-through securities, which means that principal and interest payments on the underlying securities (less servicing fees) are passed through to shareholders on a pro rata basis. These securities involve both extension risk, where during periods of rising interest rates, certain debt obligations may be paid off substantially slower than originally expected, and prepayment risk, where during periods of falling interest rates, certain debt obligations may be paid off quicker than originally anticipated. In that case, a Portfolio may have to reinvest the proceeds from the securities at a lower rate. Potential market gains on a security subject to prepayment risk may be more limited than potential market gains on a comparable security that is not subject to prepayment risk. These risks may reduce a Portfolio’s returns.

**Mortgage dollar rolls** are transactions in which a Portfolio sells a mortgage-related security, such as a security issued by Government National Mortgage Association, to a dealer and simultaneously agrees to purchase a similar security (but not the same security) in the future at a predetermined price. A “dollar roll” can be viewed as a collateralized borrowing in which a Portfolio pledges a mortgage-related security to a dealer to obtain cash.

**Municipal securities** are bonds or notes issued by a U.S. state or political subdivision. A municipal security may be a general obligation backed by the full faith and credit (i.e., the borrowing and taxing power) of a municipality or a revenue obligation paid out of the revenues of a designated project, facility, or revenue source.

**Pass-through securities** are shares or certificates of interest in a pool of debt obligations that have been repackaged by an intermediary, such as a bank or broker-dealer.

**Passive foreign investment companies (“PFICs”)** are any foreign corporations which generate certain amounts of passive income or hold certain amounts of assets for the production of passive income. Passive income includes dividends, interest, royalties, rents, and annuities. To avoid taxes and interest that a Portfolio must pay if these investments are profitable, the Portfolio may make various elections permitted by the tax laws. These elections could require that a Portfolio recognize taxable income, which in turn must be distributed, before the securities are sold and before cash is received to pay the distributions.

**Pay-in-kind bonds** are debt securities that normally give the issuer an option to pay cash at a coupon payment date or give the holder of the security a similar bond with the same coupon rate and a face value equal to the amount of the coupon payment that would have been made.

**Preferred stocks** are equity securities that generally pay dividends at a specified rate and have preference over common stock in the payment of dividends and liquidation. Preferred stock generally does not carry voting rights.

**Private placements** are securities that are subject to legal and/or contractual restrictions on their sales. These securities may not be listed on an exchange and may have no active trading market. As a result of the absence of a public trading market, the prices of these securities may be more volatile and more difficult to determine than publicly traded securities and these securities may involve heightened risk as compared to investments in securities of publicly traded companies.

**Real estate investment trust (“REIT”)** is an investment trust that operates through the pooled capital of many investors who buy its shares. Investments are in direct ownership of either income property or mortgage loans. A REIT may be listed on an exchange or traded over-the-counter.

**Restricted securities** are securities acquired through nonpublic transactions that have limitations on their resale. Restricted securities are unregistered and may only be resold under certain circumstances as noted in Rule 144A of the 1933 Act.

**Senior securities** are securities that rank above an issuing company’s other securities in the event of a bankruptcy or liquidation, which means a Portfolio would be in line to receive repayment of its investment before certain of the company’s other creditors.

**Standby commitment** is a right to sell a specified underlying security or securities within a specified period of time and at an exercise price equal to the amortized cost of the underlying security or securities plus accrued interest, if any, at the time of exercise, that may be sold, transferred, or assigned only with the underlying security or securities. A standby commitment entitles the holder to receive same day settlement, and will be considered to be from the party to whom the investment company will look for payment of the exercise price.

**Step coupon bonds** trade at a discount from their face value and pay coupon interest. The coupon rate is low for an initial period and then increases to a higher coupon rate. The discount from the face amount or par value depends on the time remaining until cash payments begin, prevailing interest rates, liquidity of the security and the perceived credit quality of the issuer.

**Strip bonds** are debt securities that are stripped of their interest (usually by a financial intermediary) after the securities are issued. The market value of these securities generally fluctuates more in response to changes in interest rates than interest-paying securities of comparable maturity.

**“To be announced” or “TBA” commitments** are forward agreements for the purchase or sale of securities, including mortgage-backed securities, for a fixed price, with payment and delivery on an agreed upon future settlement date. The specific securities to be delivered are not identified at the trade date. However, delivered securities must meet specified terms, including issuer, rate, and mortgage terms. At the time the TBA commitment is made, the transaction is recorded and thereafter the value of such securities is reflected each day in determining a Portfolio’s net asset value (“NAV”). Because a Portfolio is generally not required to pay for the security until the settlement date, if the Portfolio remains substantially fully invested at a time when TBA commitment purchases are outstanding, the purchases may result in a form of leverage.

**U.S. Government securities** include direct obligations of the U.S. Government that are supported by its full faith and credit. Treasury bills have initial maturities of less than one year, Treasury notes have initial maturities of one to ten years, and Treasury bonds may be issued with any maturity but generally have maturities of at least ten years. U.S. Government securities also include indirect obligations of the U.S. Government that are issued by federal agencies and government sponsored entities. Unlike Treasury securities, agency securities generally are not backed by the full faith and credit of the U.S. Government. Some agency securities are supported by the right of the issuer to borrow from the Treasury, others are supported by the discretionary authority of the U.S. Government to purchase the agency’s obligations, and others are supported only by the credit of the sponsoring agency.

**Variable and floating rate securities** have variable or floating rates of interest and, under certain limited circumstances, may have varying principal amounts. Variable and floating rate securities pay interest at rates that are adjusted periodically according to a specified formula, usually with reference to some interest rate index or market interest rate (the “underlying index”). The floating rate tends to decrease the security’s price sensitivity to changes in interest rates.

**Warrants** are securities, typically issued with preferred stock or bonds, which give the holder the right to buy a proportionate amount of common stock at a specified price. The specified price is usually higher than the market price at the time of issuance of the warrant. The right may last for a period of years or indefinitely.

**Zero coupon bonds** are debt obligations that do not pay regular cash interest payments at regular intervals, but are issued at a discount from face value. The discount approximates the total amount of interest the security will accrue from the date of

issuance to maturity. The market value of these securities generally fluctuates more in response to changes in interest rates than interest-paying securities.

## FUTURES, OPTIONS, AND OTHER DERIVATIVES

**Credit default swaps** are a specific kind of counterparty agreement that allows the transfer of third party credit risk from one party to the other. One party in the swap is a lender and faces credit risk from a third party, and the counterparty in the credit default swap agrees to insure this risk in exchange for regular periodic payments.

**Derivatives** are instruments that have a value derived from, or directly linked to, an underlying asset (stock, bond, commodity, currency, interest rate or market index). Types of derivatives can include, but are not limited to options, forward currency contracts, swaps, and futures contracts.

**Equity-linked structured notes** are derivative securities which are specially designed to combine the characteristics of one or more underlying securities and their equity derivatives in a single note form. The return and/or yield or income component may be based on the performance of the underlying equity securities, an equity index, and/or option positions. Equity-linked structured notes are typically offered in limited transactions by financial institutions in either registered or non-registered form. An investment in equity-linked structured notes creates exposure to the credit risk of the issuing financial institution, as well as to the market risk of the underlying securities. There is no guaranteed return of principal with these securities, and the appreciation potential of these securities may be limited by a maximum payment or call right. In certain cases, equity-linked structured notes may be more volatile and less liquid than less complex securities or other types of fixed-income securities. Such securities may exhibit price behavior that does not correlate with other fixed-income securities.

**Equity swaps** involve the exchange by two parties of future cash flow (e.g., one cash flow based on a referenced interest rate and the other based on the performance of stock or a stock index).

**Forward contracts** are contracts to purchase or sell a specified amount of a financial instrument for an agreed upon price at a specified time. Forward contracts are not currently exchange-traded and are typically negotiated on an individual basis. A Portfolio may enter into forward currency contracts for investment purposes or to hedge against declines in the value of securities denominated in, or whose value is tied to, a currency other than the U.S. dollar or to reduce the impact of currency appreciation on purchases of such securities. It may also enter into forward contracts to purchase or sell securities or other financial indices.

**Futures contracts** are contracts that obligate the buyer to receive and the seller to deliver an instrument or money at a specified price on a specified date. A Portfolio may buy and sell futures contracts on foreign currencies, securities, and financial indices including indices of U.S. Government, foreign government, equity, or fixed-income securities. A Portfolio may also buy options on futures contracts. An option on a futures contract gives the buyer the right, but not the obligation, to buy or sell a futures contract at a specified price on or before a specified date. Futures contracts and options on futures are standardized and traded on designated exchanges. To the extent a Portfolio engages in futures contracts on foreign exchanges, such exchanges may not provide the same protection as U.S. exchanges.

**Indexed/structured securities** are typically short- to intermediate-term debt securities whose value at maturity or interest rate is linked to currencies, interest rates, equity securities, indices, commodity prices, or other financial indicators. Such securities may be positively or negatively indexed (e.g., their value may increase or decrease if the reference index or instrument appreciates). Indexed/structured securities may have return characteristics similar to direct investments in the underlying instruments and may be more volatile than the underlying instruments. A Portfolio bears the market risk of an investment in the underlying instruments, as well as the credit risk of the issuer.

**Inflation-linked swaps** involve the exchange by a Portfolio with another party of their respective commitments to pay or receive interest (e.g., an exchange of fixed rate payments for floating rate payments or an exchange of floating rate payments based on two different reference indices). By design, one of the reference indices is an inflation index, such as the Consumer Price Index.

**Interest rate swaps** involve the exchange by two parties of their respective commitments to pay or receive interest (e.g., an exchange of floating rate payments for fixed rate payments).

**Inverse floaters** are debt instruments whose interest rate bears an inverse relationship to the interest rate on another instrument or index. For example, upon reset, the interest rate payable on the inverse floater may go down when the

underlying index has risen. Certain inverse floaters may have an interest rate reset mechanism that multiplies the effects of change in the underlying index. Such mechanism may increase the volatility of the security's market value.

**Options** are the right, but not the obligation, to buy or sell a specified amount of securities or other assets on or before a fixed date at a predetermined price. A Portfolio may purchase and write put and call options on securities, securities indices, and foreign currencies. A Portfolio may purchase or write such options individually or in combination.

**Participatory notes** are derivative securities which are linked to the performance of an underlying Indian security and which allow investors to gain market exposure to Indian securities without trading directly in the local Indian market.

**Total return swaps** involve an exchange by two parties in which one party makes payments based on a set rate, either fixed or variable, while the other party makes payments based on the return of an underlying asset, which includes both the income it generates and any capital gains over the payment period. A fixed-income total return swap may be written on many different kinds of underlying reference assets, and may include different indices for various kinds of debt securities (e.g., U.S. investment grade bonds, high-yield bonds, or emerging market bonds).

## OTHER INVESTMENTS, STRATEGIES, AND/OR TECHNIQUES

**Cash sweep program** is an arrangement in which a Portfolio's uninvested cash balance is used to purchase shares of affiliated or non-affiliated money market funds or cash management pooled investment vehicles that operate pursuant to the provisions of the Investment Company Act of 1940, as amended (the "1940 Act"), that govern the operation of money market funds at the end of each day.

**Diversification** is a classification given to a fund under the 1940 Act. Portfolios are classified as either "diversified" or "nondiversified." To be classified as "diversified" under the 1940 Act, a portfolio may not, with respect to 75% of its total assets, invest more than 5% of its total assets in any issuer and may not own more than 10% of the outstanding voting securities of an issuer. A portfolio that is classified as "nondiversified" under the 1940 Act, on the other hand, has the flexibility to take larger positions in issuers than a portfolio that is classified as "diversified." However, because the appreciation or depreciation of a single security may have a greater impact on the net asset value of a portfolio which is classified as nondiversified, its share price can be expected to fluctuate more than a comparable portfolio which is classified as diversified.

**Industry concentration** for purposes under the 1940 Act is the investment of 25% or more of a Portfolio's total assets in an industry or group of industries.

**Leverage** is investment exposure which exceeds the initial amount invested. Leverage occurs when a Portfolio increases its assets available for investment using reverse repurchase agreements or other similar transactions. In addition, other investment techniques, such as short sales and certain derivative transactions, can create a leveraging effect. Engaging in transactions using leverage or those having a leveraging effect subjects a Portfolio to certain risks. Leverage can magnify the effect of any gains or losses, causing a Portfolio to be more volatile than if it had not been leveraged. Certain commodity-linked derivative investments may subject a Portfolio to leveraged market exposure to commodities. In addition, a Portfolio's assets that are used as collateral to secure short sale transactions may decrease in value while the short positions are outstanding, which may force the Portfolio to use its other assets to increase collateral. There is no assurance that a leveraging strategy will be successful.

**Market capitalization** is the most commonly used measure of the size and value of a company. It is computed by multiplying the current market price of a share of the company's stock by the total number of its shares outstanding. Market capitalization is an important investment criterion for certain portfolios, while others do not emphasize investments in companies of any particular size.

**Repatriation** is the ability to move liquid financial assets from a foreign country to an investor's country of origin.

**Repurchase agreements** involve the purchase of a security by a Portfolio and a simultaneous agreement by the seller (generally a bank or dealer) to repurchase the security from the Portfolio at a specified date or upon demand. This technique offers a method of earning income on idle cash. These securities involve the risk that the seller will fail to repurchase the security, as agreed. In that case, a Portfolio will bear the risk of market value fluctuations until the security can be sold and may encounter delays and incur costs in liquidating the security.

**Reverse repurchase agreements** involve the sale of a security by a Portfolio to another party (generally a bank or dealer) in return for cash and an agreement by the Portfolio to buy the security back at a specified price and time. This technique will be used primarily to provide cash to satisfy unusually high redemption requests, or for other temporary or emergency purposes.

**Short sales** in which a Portfolio may engage may be either “short sales against the box” or other short sales. Short sales against the box involve selling short a security that a Portfolio owns, or a Portfolio has the right to obtain the amount of the security sold short at a specified date in the future. A Portfolio may also enter into a short sale to hedge against anticipated declines in the market price of a security or to reduce portfolio volatility. If the value of a security sold short increases prior to the scheduled delivery date, the Portfolio loses the opportunity to participate in the gain. For short sales, the Portfolio will incur a loss if the value of a security increases during this period because it will be paying more for the security than it has received from the purchaser in the short sale. If the price declines during this period, a Portfolio will realize a short-term capital gain. Although a Portfolio’s potential for gain as a result of a short sale is limited to the price at which it sold the security short less the cost of borrowing the security, its potential for loss is theoretically unlimited because there is no limit to the cost of replacing the borrowed security.

**When-issued, delayed delivery, and forward commitment transactions** generally involve the purchase of a security with payment and delivery at some time in the future – i.e., beyond normal settlement. A Portfolio does not earn interest on such securities until settlement and bears the risk of market value fluctuations in between the purchase and settlement dates. New issues of stocks and bonds, private placements, and U.S. Government securities may be sold in this manner.

This page intentionally left blank.



You can make inquiries and request other information, including a Statement of Additional Information, annual report, or semiannual report (as they become available), free of charge, by contacting your insurance company or plan sponsor, or by contacting a Janus Henderson representative at 1-877-335-2687. The Portfolio's Statement of Additional Information and most recent annual and semiannual reports are also available, free of charge, at [janushenderson.com/VIT](http://janushenderson.com/VIT). Additional information about the Portfolio's investments is available in the Portfolio's annual and semiannual reports. In the Portfolio's annual report, you will find a discussion of the market conditions and investment strategies that significantly affected the Portfolio's performance during its last fiscal period. Other information is also available from financial intermediaries that sell Shares of the Portfolio.

The Statement of Additional Information provides detailed information about the Portfolio and is incorporated into this Prospectus by reference. Reports and other information about the Portfolio are available on the Electronic Data Gathering Analysis and Retrieval (EDGAR) Database on the SEC's website at <http://www.sec.gov>. You may obtain copies of this information, after paying a duplicating fee, by electronic request at the following e-mail address: [publicinfo@sec.gov](mailto:publicinfo@sec.gov).

## Janus Henderson

---

INVESTORS

**[janushenderson.com/VIT](http://janushenderson.com/VIT)**

151 Detroit Street  
Denver, CO 80206-4805  
1-877-335-2687



Janus Henderson Research Portfolio . . . . .

**Institutional Shares**  
**Ticker**  
JAGRX

# Janus Aspen Series

Prospectus

This Prospectus describes Janus Henderson Research Portfolio (the “Portfolio”), a series of Janus Aspen Series (the “Trust”). Janus Henderson Investors US LLC (*formerly* Janus Capital Management LLC) (the “Adviser”) serves as investment adviser to the Portfolio. The Portfolio currently offers two classes of shares. The Institutional Shares (the “Shares”) are offered by this Prospectus in connection with investment in and payments under variable annuity contracts and variable life insurance contracts (collectively, “variable insurance contracts”), as well as certain qualified retirement plans.

This Prospectus contains information that a prospective purchaser of a variable insurance contract or plan participant should consider in conjunction with the accompanying separate account prospectus of the specific insurance company product before allocating purchase payments or premiums to the Portfolio. Each variable insurance contract involves fees and expenses that are not described in this Prospectus. Refer to the accompanying contract prospectus for information regarding contract fees and expenses and any restrictions on purchases or allocations.

For the purpose of this Prospectus, any reference to the “Janus Henderson funds” is inclusive of all series of the Trust, collectively, unless otherwise noted in this Prospectus.

# TABLE OF CONTENTS

---

|   |    |
|---|----|
| PORTFOLIO SUMMARY   |    |
| Janus Henderson Research Portfolio . . . . .                                    | 2  |
| ADDITIONAL INFORMATION ABOUT THE PORTFOLIO                                      |    |
| Fees and expenses . . . . .   | 6  |
| Additional investment strategies and general portfolio policies . . . . .       | 6  |
| Risks of the Portfolio . . . . .  | 10 |
| MANAGEMENT OF THE PORTFOLIO   |    |
| Investment adviser . . . . .  | 17 |
| Management expenses . . . . .   | 17 |
| Investment personnel . . . . .  | 19 |
| OTHER INFORMATION . . . . .   | 20 |
| DISTRIBUTIONS AND TAXES . . . . .   | 21 |
| SHAREHOLDER'S GUIDE   |    |
| Pricing of portfolio shares . . . . .   | 22 |
| Administrative fees . . . . .   | 23 |
| Payments to financial intermediaries by the Adviser or its affiliates . . . . . | 23 |
| Purchases . . . . .   | 24 |
| Redemptions . . . . .   | 25 |
| Excessive trading . . . . .   | 26 |
| Shareholder communications . . . . .  | 28 |
| FINANCIAL HIGHLIGHTS . . . . .  | 29 |
| GLOSSARY OF INVESTMENT TERMS . . . . .  | 30 |

## PORTFOLIO SUMMARY

### Janus Henderson Research Portfolio

Ticker: JAGRX Institutional Shares

#### INVESTMENT OBJECTIVE

Janus Henderson Research Portfolio (“Research Portfolio”) seeks long-term growth of capital.

#### FEES AND EXPENSES OF THE PORTFOLIO

This table describes the fees and expenses that you may pay if you buy and hold Shares of the Portfolio. **Owners of variable insurance contracts that invest in the Shares should refer to the variable insurance contract prospectus for a description of fees and expenses, as the following table and examples do not reflect deductions at the separate account level or contract level for any charges that may be incurred under a contract. Inclusion of these charges would increase the fees and expenses described below.**

##### ANNUAL FUND OPERATING EXPENSES

(expenses that you pay each year as a percentage of the value of your investment)

|                                      |       |
|--------------------------------------|-------|
| Management Fees <sup>(1)</sup>       | 0.52% |
| Other Expenses                       | 0.08% |
| Total Annual Fund Operating Expenses | 0.60% |

(1) This fee may adjust up or down monthly based on the Portfolio's performance relative to its benchmark index over the performance measurement period. For more information regarding performance-based advisory fees, refer to “Management Expenses” in the Portfolio's Prospectus.

##### EXAMPLE:

The Example is intended to help you compare the cost of investing in the Portfolio with the cost of investing in other mutual funds. The Example assumes that you invest \$10,000 in the Portfolio for the time periods indicated, reinvest all dividends and distributions, and then redeem all of your Shares at the end of each period. The Example also assumes that your investment has a 5% return each year and that the Portfolio's operating expenses remain the same. Although your actual costs may be higher or lower, based on these assumptions your costs would be:

|                      | 1 Year | 3 Years | 5 Years | 10 Years |
|----------------------|--------|---------|---------|----------|
| Institutional Shares | \$ 61  | \$ 192  | \$ 335  | \$ 750   |

**Portfolio Turnover:** The Portfolio pays transaction costs, such as commissions, when it buys and sells securities (or “turns over” its portfolio). A higher portfolio turnover rate may indicate higher transaction costs. These costs, which are not reflected in annual fund operating expenses or in the Example, affect the Portfolio's performance. During the most recent fiscal year, the Portfolio's turnover rate was 33% of the average value of its portfolio.

#### PRINCIPAL INVESTMENT STRATEGIES

The Portfolio pursues its investment objective by investing primarily in common stocks selected for their growth potential. The Portfolio may invest in companies of any size, from larger, well-established companies to smaller, emerging growth companies.

The Adviser's equity research analysts, overseen by the Portfolio Oversight Team led by the Adviser's Director of Research Matthew Peron (the “Central Research Team”), select investments for the Portfolio that represent the Central Research Team's high-conviction investment ideas in all market capitalizations and styles. The Central Research Team, comprised of sector specialists, conducts fundamental analysis with a focus on “bottom-up” research, quantitative modeling, and valuation analysis. Using this research process, analysts rate their stocks based upon attractiveness. Stocks considered to be attractive may have all or some of the following characteristics: (i) good and preferably growing free cash flow, (ii) strong and defensible market position, (iii) healthy risk/return profile, (iv) exemplary governance, and (v) attractive valuation. Analysts bring their high-conviction ideas to their respective sector teams. Sector teams compare the appreciation and risk potential of each of the team's high-conviction ideas and construct a sector portfolio that is intended to maximize the best risk-reward

opportunities. Although the Central Research Team may find high-conviction investment ideas anywhere in the world, the Central Research Team emphasizes investments in securities of U.S.-based issuers.

Positions may be sold when, among other things, there is no longer high conviction in the return potential of the investment, if the risk characteristics have caused a re-evaluation of the opportunity, or if the investment thesis for owning a position has changed. This may occur if the stock has appreciated and reflects the anticipated value, if another company represents a better risk-reward opportunity, or if the investment's fundamental characteristics deteriorate. Securities may also be sold from the portfolio to rebalance sector weightings.

Mr. Peron oversees the investment process and is responsible for the day-to-day management of the Portfolio. Although the Portfolio's exposure to certain sectors may be higher than to others, it is expected that the Portfolio will be broadly diversified among a variety of sectors. The Portfolio intends to be fully invested under normal circumstances. However, under unusual circumstances, if the Central Research Team does not have high conviction in enough investment opportunities, the Portfolio's uninvested assets may be held in cash or similar instruments.

The Portfolio may lend portfolio securities on a short-term or long-term basis to certain qualified broker-dealers and institutions, in an amount equal to up to one-third of its total assets as determined at the time of the loan origination.

## PRINCIPAL INVESTMENT RISKS

The biggest risk is that the Portfolio's returns will vary, and you could lose money. The Portfolio is designed for long-term investors seeking an equity portfolio, including common stocks. Common stocks tend to be more volatile than many other investment choices. The principal risks associated with investing in the Portfolio are set forth below.

**Market Risk.** The market value of the Portfolio's investments, and therefore the value of the Portfolio's shares, may decrease if the value of an individual company or security, or multiple companies or securities, decreases or if the investment personnel's belief about an investment's intrinsic worth is incorrect. Further, regardless of how well individual companies or securities perform, the value of the Portfolio's holdings could also decrease if there are deteriorating economic or market conditions. It is important to understand that the value of your investment may fall, sometimes sharply, in response to changes in the market, and you could lose money. Market risk may affect a single issuer, industry, economic sector, or the market as a whole. Market risk may be magnified if certain social, political, economic, and other conditions and events (such as terrorism, conflicts, including related sanctions, social unrest, natural disasters, epidemics and pandemics, including COVID-19) adversely interrupt the global economy and financial markets.

**Growth Securities Risk.** Securities of companies perceived to be "growth" companies may be more volatile than other stocks and may involve special risks. If the investment personnel's perception of a company's growth potential is not realized, the securities purchased may not perform as expected, reducing the Portfolio's returns. In addition, because different types of stocks tend to shift in and out of favor depending on market and economic conditions, "growth" stocks may perform differently from the market as a whole and other types of securities. The Portfolio's Central Research Team compares and broadly matches the Portfolio's sector weights to those of a growth-based index. If growth stocks are out of favor, sectors that are larger in a growth index may underperform, leading to Portfolio underperformance relative to indices less biased toward growth stocks.

**Industry and Sector Risk.** Although the Portfolio does not concentrate its investments in specific industries or sectors, it may have a significant portion of its assets invested in securities of companies conducting similar business, or business within the same economic sector. Companies in the same industry or economic sector may be similarly affected by economic or market events, making the Portfolio more vulnerable to unfavorable developments than funds that invest more broadly. As the Portfolio's holdings become more concentrated, the Portfolio is less able to spread risk and potentially reduce the risk of loss and volatility. In addition, the Portfolio may be overweight or underweight in certain industries or sectors relative to its benchmark index, which may cause the Portfolio's performance to be more or less sensitive to developments affecting those sectors.

**Portfolio Management Risk.** The Portfolio is an actively managed investment portfolio and is therefore subject to the risk that the investment strategies employed for the Portfolio may fail to produce the intended results. The Portfolio may underperform its benchmark index or other mutual funds with similar investment objectives.

**Securities Lending Risk.** There is the risk that when portfolio securities are lent, the securities may not be returned on a timely basis, and the Portfolio may experience delays and costs in recovering the security or gaining access to the collateral.

provided to the Portfolio to collateralize the loan. If the Portfolio is unable to recover a security on loan, the Portfolio may use the collateral to purchase replacement securities in the market. There is a risk that the value of the collateral could decrease below the cost of the replacement security by the time the replacement investment is made, resulting in a loss to the Portfolio.

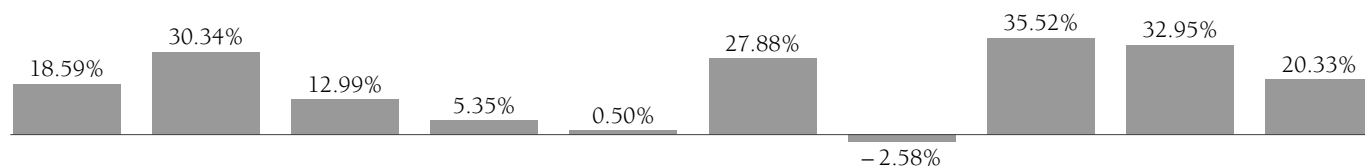
*An investment in the Portfolio is not a bank deposit and is not insured or guaranteed by the Federal Deposit Insurance Corporation or any other government agency.*

## PERFORMANCE INFORMATION

The following information provides some indication of the risks of investing in the Portfolio by showing how the Portfolio's performance has varied over time. The bar chart depicts the change in performance from year to year during the periods indicated, but does not include charges or expenses attributable to any insurance product, which would lower the performance illustrated. The Portfolio does not impose any sales or other charges that would affect total return computations. Total return figures include the effect of the Portfolio's expenses. The table compares the average annual returns for the Institutional Shares of the Portfolio for the periods indicated to a broad-based securities market index, as well as to one or more supplemental indices that have investment characteristics similar to those of the Portfolio. All figures assume reinvestment of dividends and distributions.

*The Portfolio's past performance does not necessarily indicate how it will perform in the future. Updated performance information is available at [janushenderson.com/VITperformance](http://janushenderson.com/VITperformance) or by calling 1-877-335-2687.*

### Annual Total Returns for Institutional Shares (calendar year-end)



2012      2013      2014      2015      2016      2017      2018      2019      2020      2021

**Best Quarter:** 2nd Quarter 2020 **26.72%**      **Worst Quarter:** 4th Quarter 2018 **- 16.07%**

### Average Annual Total Returns (periods ended 12/31/21)

|  | 1 Year | 5 Years | 10 Years | Since Inception (9/13/93) |
|--|--------|---------|----------|---------------------------|
| <b>Research Portfolio</b>  |        |         |          |                           |
| <b>Institutional Shares</b>  | 20.33% | 21.99%  | 17.45%   | 10.10%                    |
| Russell 1000® Growth Index<br>(reflects no deduction for fees, expenses, or taxes) | 27.60% | 25.32%  | 19.79%   | 11.38%                    |
| S&P 500® Index<br>(reflects no deduction for fees, expenses, or taxes)             | 28.71% | 18.47%  | 16.55%   | 10.73%                    |

The Portfolio's primary benchmark index is the Russell 1000 Growth Index. The Portfolio also compares its performance to the S&P 500 Index. The Russell 1000 Growth Index is used to calculate the Portfolio's performance fee adjustment. The indices are described below.

- The Russell 1000 Growth Index measures the performance of those Russell 1000 companies with higher price-to-book ratios and higher forecasted growth values.

- The S&P 500 Index is a commonly recognized, market capitalization-weighted index of 500 widely held equity securities, designed to measure broad U.S. equity performance.

## MANAGEMENT

**Investment Adviser:** Janus Henderson Investors US LLC

**Portfolio Management:** **Matthew Peron** is the Adviser's Director of Research and Executive Vice President of the Portfolio, and has provided general oversight of the Central Research Team since April 2020.

## PURCHASE AND SALE OF PORTFOLIO SHARES

Purchases of Shares may be made only by the separate accounts of insurance companies for the purpose of funding variable insurance contracts or by certain qualified retirement plans. Redemptions, like purchases, may be effected only through the separate accounts of participating insurance companies or through qualified retirement plans. Requests are duly processed at the NAV next calculated after your order is received in good order by the Portfolio or its agents. Refer to the appropriate separate account prospectus or plan documents for details.

## TAX INFORMATION

Because Shares of the Portfolio may be purchased only through variable insurance contracts and certain qualified retirement plans, it is anticipated that any income dividends or net capital gains distributions made by the Portfolio will be exempt from current federal income taxation if left to accumulate within the variable insurance contract or qualified retirement plan. The federal income tax status of your investment depends on the features of your qualified retirement plan or variable insurance contract.

## PAYMENTS TO INSURERS, BROKER-DEALERS, AND OTHER FINANCIAL INTERMEDIARIES

Portfolio shares are generally available only through an insurer's variable contracts, or through certain employer or other retirement plans (Retirement Products). Retirement Products are generally purchased through a broker-dealer or other financial intermediary. The Portfolio or its distributor (or its affiliates) may make payments to the insurer and/or its related companies for distribution and/or other services; some of the payments may go to broker-dealers and other financial intermediaries. These payments may create a conflict of interest for an intermediary, or be a factor in the insurer's decision to include the Portfolio as an underlying investment option in a variable contract. Ask your financial advisor, visit your intermediary's website, or consult your insurance contract prospectus for more information.

## ADDITIONAL INFORMATION ABOUT THE PORTFOLIO

---

### FEES AND EXPENSES

Please refer to the following important information when reviewing the “Fees and Expenses of the Portfolio” table in the Portfolio Summary of the Prospectus. The fees and expenses shown were determined based on average net assets as of the fiscal year ended December 31, 2021.

- “Annual Fund Operating Expenses” are paid out of the Portfolio’s assets and include fees for portfolio management and administrative services, including recordkeeping, subaccounting, and other shareholder services. You do not pay these fees directly but, as the Example in the Portfolio Summary shows, these costs are borne indirectly by all shareholders.
- The “Management Fee” is the investment advisory fee rate paid by the Portfolio to the Adviser. Research Portfolio pays an investment advisory fee rate that adjusts up or down by a variable rate of up to 0.15% (assuming constant assets) on a monthly basis based upon the Portfolio’s performance relative to its benchmark index during a measurement period. This base fee rate, prior to any performance adjustment, is 0.64%. Refer to “Management Expenses” in this Prospectus for additional information with further description in the Statement of Additional Information (“SAI”).
- “Other Expenses”
  - include an administrative services fee of 0.05% of the average daily net assets to compensate insurance companies or other financial intermediaries for services provided to contract owners and plan participants.
  - include acquired fund fees and expenses, which are indirect expenses the Portfolio may incur as a result of investing in shares of an underlying fund, to the extent such expenses are less than 0.01%. “Acquired Fund” refers to any underlying fund (including, but not limited to, exchange-traded funds) in which a portfolio invests or has invested during the period. To the extent that the Portfolio invests in Acquired Funds, the Portfolio’s “Total Annual Fund Operating Expenses” may not correlate to the “Ratio of gross expenses to average net assets” presented in the Financial Highlights table because that ratio includes only the direct operating expenses incurred by the Portfolio, not the indirect costs of investing in Acquired Funds. Such amounts are less than 0.01%.
  - may include reimbursement to Janus Henderson Services US LLC (the “Transfer Agent”), the Portfolio’s transfer agent, of its out-of-pocket costs for serving as transfer agent and providing servicing to shareholders, including servicing provided by third parties.
  - may include any other transfer agent fees and expenses, custodian fees and expenses, legal and auditing fees, printing and mailing costs of sending reports and other information to existing shareholders, and Independent Trustees’ fees and expenses.
- All expenses in the Portfolio’s “Fees and Expenses of the Portfolio” table are shown without the effect of expense offset arrangements. Pursuant to such arrangements, credits realized as a result of uninvested cash balances are used to reduce custodian and transfer agent expenses.

### ADDITIONAL INVESTMENT STRATEGIES AND GENERAL PORTFOLIO POLICIES

The Portfolio’s Board of Trustees (“Trustees”) may change the Portfolio’s investment objective or non-fundamental principal investment strategies without a shareholder vote. The Portfolio will notify you in writing at least 60 days before making any such change it considers material. If there is a material change to the Portfolio’s investment objective or principal investment strategies, you should consider whether the Portfolio remains an appropriate investment for you. There is no guarantee that the Portfolio will achieve its investment objective.

Unless otherwise stated, the following section provides additional information about the investment strategies and general policies that are summarized in the Portfolio Summary section, including the types of securities the Portfolio may invest in when pursuing its investment objective. This section also describes investment strategies and policies that the Portfolio may use to a lesser extent. These non-principal investment strategies and policies may become more important in the future since the Portfolio’s composition can change over time. Except for the Portfolio’s policies with respect to illiquid investments and borrowing, the percentage limitations included in these policies and elsewhere in this Prospectus and/or the SAI normally apply only at the time of purchase of a security. So, for example, if the Portfolio exceeds a limit, other than illiquid investments and borrowing, as a result of market fluctuations or the sale of other securities, it will not be required to dispose of any securities. The “Glossary of Investment Terms” includes descriptions of investment terms used throughout the Prospectus.



## Security Selection

The Central Research Team, overseen by the Portfolio Oversight Team led by the Adviser's Director of Research Matthew Peron, selects investments for the Portfolio that represent their high-conviction investment ideas in all market capitalizations and styles. The Central Research Team, comprised of sector specialists, conducts fundamental analysis with a focus on "bottom-up" research, quantitative modeling, and valuation analysis. Using this research process, analysts rate their stocks based upon attractiveness. Stocks considered to be attractive may have all or some of the following characteristics: (i) good and preferably growing free cash flow, (ii) strong and defensible market position, (iii) healthy risk/return profile, (iv) exemplary governance, and (v) attractive valuation. Analysts bring their high-conviction ideas to their respective sector teams. Sector teams compare the appreciation and risk potential of each of the team's high-conviction ideas and construct a sector portfolio that is intended to maximize the best risk-reward opportunities. Although the Central Research Team may find high-conviction investment ideas anywhere in the world with respect to the Portfolio, the Central Research Team emphasizes investments in securities of U.S.-based issuers for the Portfolio. Positions may be sold when, among other things, there is no longer high conviction in the return potential of the investment, if the risk characteristics have caused a re-evaluation of the opportunity, or if the investment thesis for owning a position has changed. This may occur if the stock has appreciated and reflects the anticipated value, if another company represents a better risk-reward opportunity, or if the investment's fundamental characteristics deteriorate. Securities may also be sold from the portfolio to rebalance sector weightings.

## Cash Position

The Portfolio may not always stay fully invested. For example, when the investment personnel believe that market conditions are unfavorable for investing, or when they are otherwise unable to locate attractive investment opportunities, the Portfolio's cash or similar investments may increase. When the Portfolio's investments in cash or similar investments increase, it may not participate in market advances or declines to the same extent that it would if the Portfolio remained more fully invested. To the extent the Portfolio invests its uninvested cash through a sweep program (meaning its uninvested cash is pooled with uninvested cash of other funds and invested in certain securities such as repurchase agreements), it is subject to the risks of the account or fund into which it is investing, including liquidity issues that may delay the Portfolio from accessing its cash.

In addition, the Portfolio may temporarily increase its cash position under certain unusual circumstances, such as to protect its assets or maintain liquidity in certain circumstances to meet unusually large redemptions. The Portfolio's cash position may also increase temporarily due to unusually large cash inflows. Under unusual circumstances such as these, the Portfolio may invest up to 100% of its assets in cash or similar investments. In this case, the Portfolio may take positions that are inconsistent with its investment policies. As a result, the Portfolio may not achieve its investment objective.

## Emerging Markets

Within the parameters of its specific investment policies, the Portfolio may invest in securities of issuers or companies from or with exposure to one or more "developing countries" or "emerging market countries." Such countries include, but are not limited to, countries included in the MSCI Emerging Markets Index<sup>SM</sup>.

## Foreign Securities

The Portfolio may invest in foreign securities. The investment personnel seek investments that meet the selection criteria, regardless of where an issuer or company is located. Foreign securities are generally selected on a security-by-security basis without regard to any predetermined allocation among countries or geographic regions. However, certain factors, such as expected levels of inflation, government policies influencing business conditions, the outlook for currency relationships, and prospects for economic growth among countries, regions, or geographic areas, may warrant greater consideration in selecting foreign securities. There are no limitations on the countries in which the Portfolio may invest and the Portfolio may at times have significant foreign exposure, including exposure to emerging markets.

## High-Yield/High-Risk Bonds

A high-yield/high-risk bond (also known as a "junk" bond) is a bond rated below investment grade by major rating agencies (i.e., BB+ or lower by Standard & Poor's Ratings Services ("Standard & Poor's") and Fitch, Inc. ("Fitch"), or Ba1 or lower by Moody's Investors Service, Inc. ("Moody's")) or is an unrated bond of similar quality. It presents greater risk of default (the failure to make timely interest and principal payments) than higher quality bonds.

## Illiquid Investments

The Portfolio will not acquire any illiquid investment if, immediately after the acquisition, the Portfolio would have invested more than 15% of its net assets in illiquid investments that are assets. An illiquid investment is any investment that the

Portfolio reasonably expects cannot be sold or disposed of in current market conditions in seven calendar days or less without the sale or disposition significantly changing the market value of the investment.

### **Initial Public Offerings and Secondary Offerings**

The Portfolio may purchase shares issued as part of, or a short period after, a company's initial public offering ("IPO"), and may at times dispose of those shares shortly after their acquisition. An IPO is the first sale of stock by a private company to the public. IPOs are often issued by smaller, younger companies seeking the capital to expand, but can also be done by large privately-owned companies looking to become publicly traded. The Portfolio may also purchase shares in offerings made by companies that are publicly traded ("secondary offerings"). Secondary offerings may be made by companies for a number of reasons, including as part of a refinancing, to raise capital for growth, and/or to provide existing shareholders with a way to register and sell restricted shares.

### **Leverage**

Certain of the Portfolio's investments, including derivatives and short sale transactions, involve the use of leverage. Leverage is investment exposure which exceeds the initial amount invested. Leverage occurs when the Portfolio increases its assets available for investment using reverse repurchase agreements or other similar transactions. The use of other investment techniques, such as short sales and certain derivative transactions, can also create a leveraging effect on the Portfolio.

### **Portfolio Turnover**

In general, the Portfolio intends to purchase securities for long-term investment, although, to a limited extent, the Portfolio may purchase securities in anticipation of relatively short-term gains. Short-term transactions may also result from liquidity needs, securities having reached a price or yield objective, changes in interest rates or the credit standing of an issuer, or by reason of economic or other developments not foreseen at the time of the initial investment decision. The Portfolio may also sell one security and simultaneously purchase the same or a comparable security to take advantage of short-term differentials in bond yields or securities prices. Portfolio turnover is affected by market conditions, changes in the size of the Portfolio (including due to shareholder purchases and redemptions), the nature of the Portfolio's investments, and the investment style of the investment personnel. Changes are normally made in the Portfolio's holdings whenever the investment personnel believe such changes are desirable. Portfolio turnover rates are generally not a factor in making buy and sell decisions for the Portfolio.

Increased portfolio turnover may result in higher costs for brokerage commissions, dealer mark-ups, and other transaction costs. Higher costs associated with increased portfolio turnover also may have a negative effect on the Portfolio's performance. The "Financial Highlights" section of this Prospectus shows the Portfolio's historical turnover rates.

### **Real Estate-Related Securities**

The Portfolio may invest in equity and debt securities of real estate-related companies. Such companies may include those in the real estate industry or real estate-related industries. These securities may include common stocks, preferred stocks, and other securities, including, but not limited to, mortgage-backed securities, real estate-backed securities, securities of real estate investment trusts ("REITs") and similar REIT-like entities (such as real estate operation companies ("REOCs")). A REIT is an entity that invests in real estate-related projects, such as properties, mortgage loans, and construction loans. REITs are often categorized as equity REITs, mortgage REITs, and hybrid REITs. An equity REIT, the most common type of REIT, invests primarily in the fee ownership of land and buildings. An equity REIT derives its income primarily from rental income but may also realize capital gains or losses by selling real estate properties in its portfolio that have appreciated or depreciated in value. A mortgage REIT invests primarily in mortgages on real estate, which may secure construction, development, or long-term loans. A mortgage REIT generally derives its income from interest payments on the credit it has extended. A hybrid REIT combines the characteristics of equity REITs and mortgage REITs, generally by holding both ownership interests and mortgage interests in real estate.

Similar to REITs, REOCs are publicly-traded real estate companies that typically engage in the development, management or financing of real estate, such as homebuilders, hotel management companies, land developers and brokers. REOCs, however, have not elected (or are not eligible) to be taxed as a REIT. The reasons for not making such an election include the (i) availability of tax-loss carry-forwards, (ii) operation in non-REIT-qualifying lines of business, and (iii) ability to retain earnings. Instead, REOCs are generally structured as "C" corporations under the Internal Revenue Code and, as a result, are not required to distribute any portion of their income. In this regard, although REOCs do not receive the same favorable tax treatment that is accorded to REITs, REOCs are typically subject to fewer restrictions than REITs, including the ability to retain and/or reinvest funds from operations and more flexibility in terms of the real estate investments they can make.

## Securities Lending

The Portfolio may seek to earn additional income through lending its securities to certain qualified broker-dealers and institutions on a short-term or long-term basis. The Portfolio may lend portfolio securities on a short-term or long-term basis, in an amount equal to up to one-third of its total assets as determined at the time of the loan origination. When the Portfolio lends its securities, it receives collateral (including cash collateral), at least equal to the value of securities loaned. The Portfolio may earn income by investing this collateral in one or more affiliated or non-affiliated cash management vehicles or in time deposits. It is also possible that, due to a decline in the value of a cash management vehicle in which collateral is invested, the Portfolio may lose money. There is also the risk that when portfolio securities are lent, the securities may not be returned on a timely basis, and the Portfolio may experience delays and costs in recovering the security or gaining access to the collateral provided to the Portfolio to collateralize the loan. If the Portfolio is unable to recover a security on loan, the Portfolio may use the collateral to purchase replacement securities in the market. There is a risk that the value of the collateral could decrease below the cost of the replacement security by the time the replacement investment is made, resulting in a loss to the Portfolio. In certain circumstances, individual loan transactions could yield negative returns. The Adviser intends to manage a portion of the cash collateral in an affiliated cash management vehicle and will receive an investment advisory fee for managing such assets.

## Short Sales

The Portfolio may invest in short positions through short sales of stocks and structured products, and through derivatives that include swaps, uncovered written calls, and futures. The Portfolio's gross notional exposure to short positions may not exceed 10% of the Portfolio's net assets.

The Portfolio may also engage in short sales "against the box" and options for hedging purposes that are not subject to the limits set forth above. Short sales against the box involve selling short a security that the Portfolio owns, or the Portfolio has the right to obtain the amount of the security sold short at a specified date in the future. The Portfolio may also enter into a short sale to hedge against anticipated declines in the market price of a security or to reduce portfolio volatility.

A short sale is generally a transaction in which the Portfolio sells a security it does not own or have the right to acquire (or that it owns but does not wish to deliver) in anticipation that the market price of that security will decline. To complete the transaction, the Portfolio must borrow the security to make delivery to the buyer. The Portfolio is then obligated to replace the security borrowed by purchasing the security at the market price at the time of replacement. A short sale is subject to the risk that if the price of the security sold short increases in value, the Portfolio will incur a loss because it will have to replace the security sold short by purchasing it at a higher price. In addition, the Portfolio may not always be able to close out a short position at a particular time or at an acceptable price. A lender may request, or market conditions may dictate, that the borrowed securities be returned to the lender on short notice, and the Portfolio may have to buy the borrowed securities at an unfavorable price. If this occurs at a time when other short sellers of the same security also want to close out their positions, a "short squeeze" can occur, which means that the demand is greater than the supply for the stock sold short. If a short squeeze occurs, it is more likely that the Portfolio will have to cover its short sale at an unfavorable price and potentially reduce or eliminate any gain, or cause a loss, as a result of the short sale. Because there is no upper limit to the price a borrowed security may reach prior to closing a short position, the Portfolio's losses are potentially unlimited in a short sale transaction. The Portfolio's gains and losses will also be decreased or increased, as the case may be, by the amount of any dividends, interest, or expenses, including transaction costs and borrowing fees, the Portfolio may be required to pay in connection with a short sale. Such payments may result in the Portfolio having higher expenses than a portfolio that does not engage in short sales and may negatively affect the Portfolio's performance.

The Portfolio's investments in short positions through derivative instruments may expose the Portfolio to similar risks. A short derivative position involves the Portfolio writing (selling) a derivative with the anticipation of a price decrease of the underlying asset. To the extent that the Portfolio enters into short derivative positions, the Portfolio may be exposed to risks similar to those associated with short sales, including the risk that the Portfolio's losses are theoretically unlimited. In this regard, if the price of the security or derivative has increased in value, then the Portfolio will incur a loss equal to the increase in price from the time that the short sale was entered into plus any premiums and interest paid to the third party. Short sales and short derivatives positions have a leveraging effect on the Portfolio, which may increase the Portfolio's volatility.

## Special Situations

The Portfolio may invest in companies that demonstrate special situations or turnarounds, meaning companies that have experienced significant business problems but are believed to have favorable prospects for recovery. For example, a special situation or turnaround may arise when, in the opinion of the investment personnel, the securities of a particular issuer will be recognized as undervalued by the market and appreciate in value due to a specific development with respect to that issuer. Special situations may include significant changes in a company's allocation of its existing capital, a restructuring of assets, or a redirection of free cash flow. For example, issuers undergoing significant capital changes may include companies involved in spin-offs, sales of divisions, mergers or acquisitions, companies involved in bankruptcy proceedings, or companies initiating large changes in their debt to equity ratio. Companies that are redirecting cash flows may be reducing debt, repurchasing shares, or paying dividends. Special situations may also result from: (i) significant changes in industry structure through regulatory developments or shifts in competition; (ii) a new or improved product, service, operation, or technological advance; (iii) changes in senior management or other extraordinary corporate event; (iv) differences in market supply of and demand for the security; or (v) significant changes in cost structure. Investments in "special situations" companies can present greater risks than investments in companies not experiencing special situations, and the Portfolio's performance could be adversely impacted if the securities selected decline in value or fail to appreciate in value.

## Swap Agreements

Certain portfolios may utilize swap agreements including, but not limited to, credit default swaps, equity swaps, inflation index swaps, interest rate and currency swaps, total return swaps (including fixed-income total return swaps), and swaps on exchange-traded funds, as a means to gain exposure to certain companies or countries, and/or to "hedge" or protect its holdings from adverse movements in securities prices, the rate of inflation, or interest rates. Swaps may also be used for capital appreciation. Swap agreements are two-party contracts to exchange one set of cash flows for another. Swap agreements entail the risk that a party will default on its payment obligations to a portfolio. If the other party to a swap defaults, the portfolio would risk the loss of the net amount of the payments that it contractually is entitled to receive. If a portfolio utilizes a swap at the wrong time or judges market conditions incorrectly, the swap may result in a loss to the portfolio and reduce the portfolio's total return. Various types of swaps such as credit default, equity, interest rate, and total return are described in the "Glossary of Investment Terms."

## Other Types of Investments

Unless otherwise stated within its specific investment policies, the Portfolio may also invest in other types of domestic and foreign securities and use other investment strategies, as described in the "Glossary of Investment Terms." These securities and strategies are not intended to be principal investment strategies of the Portfolio. If successful, they may benefit the Portfolio by earning a return on the Portfolio's assets or reducing risk; however, they may not achieve the Portfolio's investment objective. These securities and strategies may include:

- debt securities (such as bonds, notes, and debentures)
- other investment companies (such as exchange-traded funds)
- preferred stocks and securities convertible into common stocks or preferred stocks
- indexed/structured securities (such as commercial and residential mortgage- and asset-backed securities)
- various derivative transactions including, but not limited to, options, futures on U.S. and foreign exchanges, forwards, swap agreements, warrants, participatory notes, structured notes, and other types of derivatives individually or in combination for hedging purposes or for nonhedging purposes such as seeking to earn income and enhance return, to protect unrealized gains, or to avoid realizing losses; such techniques may also be used to adjust currency exposure relative to a benchmark index, to gain exposure to the market pending investment of cash balances, or to meet liquidity needs
- securities purchased on a when-issued, delayed delivery, or forward commitment basis
- equity and fixed-income securities issued in private placement transactions

## RISKS OF THE PORTFOLIO

The value of your investment will vary over time, sometimes significantly, and you may lose money by investing in the Portfolio. To varying degrees, the Portfolio may invest in stocks, fixed-income securities, money market instruments or cash/cash equivalents, and derivatives. The following information is intended to help you better understand some of the risks of

investing in the Portfolio, including those risks that are summarized in the Portfolio Summary section. This information also includes descriptions of other risks the Portfolio may be subject to as a result of additional investment strategies and general policies that may apply to the Portfolio. The impact of the following risks on the Portfolio may vary depending on the Portfolio's investments. The greater the Portfolio's investment in a particular security, the greater the Portfolio's exposure to the risks associated with that security. Before investing in the Portfolio, you should consider carefully the risks that you assume when investing in the Portfolio.

**Counterparty Risk.** Portfolio transactions involving a counterparty are subject to the risk that the counterparty or a third party will not fulfill its obligation to the Portfolio ("counterparty risk"). Counterparty risk may arise because of the counterparty's financial condition (i.e., financial difficulties, bankruptcy, or insolvency), market activities and developments, or other reasons, whether foreseen or not. A counterparty's inability to fulfill its obligation may result in significant financial loss to the Portfolio. The Portfolio may be unable to recover its investment from the counterparty or may obtain a limited recovery, and/or recovery may be delayed. The Portfolio may be exposed to counterparty risk to the extent it participates in lending its securities to third parties and/or cash sweep arrangements whereby the Portfolio's cash balance is invested in one or more types of cash management vehicles or in time deposits. In addition, the Portfolio may be exposed to counterparty risk through its investments in certain securities, including, but not limited to, repurchase agreements, debt securities, and derivatives (including various types of swaps, futures, and options). The Portfolio intends to enter into financial transactions with counterparties that the Adviser believes to be creditworthy at the time of the transaction. There is always the risk that the Adviser's analysis of a counterparty's creditworthiness is incorrect or may change due to market conditions. To the extent that the Portfolio focuses its transactions with a limited number of counterparties, it will have greater exposure to the risks associated with one or more counterparties.

**Derivatives Risk.** Derivatives can be volatile and involve risks in addition to the risks of the underlying referenced securities or asset. Gains or losses from a derivative investment can be substantially greater than the derivative's original cost, and can therefore involve leverage. Leverage may cause the Portfolio to be more volatile than if it had not used leverage.

The Portfolio may use short sales, futures, options, swap agreements (including, but not limited to, equity, interest rate, credit default, and total return), and other derivative instruments individually or in combination to "hedge" or protect its portfolio from adverse movements in securities prices and interest rates. The Portfolio may also use a variety of currency hedging techniques, including the use of forward currency contracts, to manage currency risk. There is no guarantee that the investment personnel's use of derivative investments will benefit the Portfolio. The Portfolio's performance could be worse than if the Portfolio had not used such instruments. Use of such investments may instead increase risk to the Portfolio, rather than reduce risk.

Derivatives can be complex instruments and may involve analysis that differs from that required for other investment types used by the Portfolio. If the value of a derivative does not correlate well with the particular market or other asset class to which the derivative is intended to provide exposure, the derivative may not produce the anticipated result. Derivatives can also reduce the opportunity for gain or result in losses by offsetting positive returns in other investments. Derivatives can be less liquid than other types of investments and entail the risk that the counterparty will default on its payment obligations. If the counterparty to a derivative transaction defaults, the Portfolio would risk the loss of the net amount of the payments that it contractually is entitled to receive. To the extent the Portfolio enters into short derivative positions, the Portfolio may be exposed to risks similar to those associated with short sales, including the risk that the Portfolio's losses are theoretically unlimited.

**Emerging Markets Risk.** Within the parameters of its specific investment policies, the Portfolio may invest in securities of issuers or companies from or with exposure to one or more "developing countries" or "emerging market countries." Such countries include, but are not limited to, countries included in the MSCI Emerging Markets Index. To the extent that the Portfolio invests a significant amount of its assets in one or more of these countries, its returns and net asset value may be affected to a large degree by events and economic conditions in such countries. The risks of foreign investing are heightened when investing in emerging markets, which may result in the price of investments in emerging markets experiencing sudden and sharp price swings. In many developing markets, there is less government supervision and regulation of stock exchanges, brokers, and listed companies than in more developed markets, making these investments potentially more volatile in price and less liquid than investments in developed securities markets, resulting in greater risk to investors. There is a risk in developing countries that a current or future economic or political crisis could lead to price controls, forced mergers of companies, expropriation or confiscatory taxation, imposition or enforcement of foreign ownership limits, seizure,



nationalization, sanctions or imposition of restrictions by various governmental entities on investment and trading, or creation of government monopolies, any of which may have a detrimental effect on the Portfolio's investments.

The securities markets of many of these emerging market countries may also be smaller, less liquid, and subject to greater price volatility than those in the United States. In the event of a default on any investments in foreign debt obligations, it may be more difficult for the Portfolio to obtain or to enforce a judgment against the issuers of such securities. In addition, the Portfolio's investments may be denominated in foreign currencies and therefore, changes in the value of a country's currency compared to the U.S. dollar may affect the value of the Portfolio's investments. To the extent that the Portfolio invests a significant portion of its assets in the securities of emerging markets issuers in or companies of a single country or region, it is more likely to be impacted by events or conditions affecting that country or region, which could have a negative impact on the Portfolio's performance. The Portfolio may be subject to emerging markets risk to the extent that it invests in securities of issuers or companies which are not considered to be from emerging markets, but which have customers, products, or transactions associated with emerging markets.

**Eurozone Risk.** A number of countries in the EU have experienced, and may continue to experience, severe economic and financial difficulties. In particular, many EU nations are susceptible to economic risks associated with high levels of debt, notably due to investments in sovereign debt. These events have adversely affected the exchange rate of the euro and may continue to significantly affect European countries. As a result, financial markets in the EU have been subject to increased volatility and declines in asset values and liquidity. Responses to these financial problems by European governments, central banks, and others, including austerity measures and reforms, may not work, may result in social unrest, and may limit future growth and economic recovery or have other unintended consequences. All of these developments may continue to significantly affect the economies of all EU countries, which in turn may have a material adverse effect on the Portfolio's investments in such countries, other countries that depend on EU countries for significant amounts of trade or investment, or issuers with exposure to debt issued by certain EU countries.

**Exchange-Traded Funds Risk.** The Portfolio may invest in exchange-traded funds ("ETFs") to gain exposure to a particular portion of the market. ETFs are typically open-end investment companies, which may seek to track the performance of a specific index or be actively managed. ETFs are traded on a national securities exchange at market prices that may vary from the net asset value of their underlying investments. Accordingly, there may be times when an ETF trades at a premium or discount to its net asset value. When the Portfolio invests in an ETF, in addition to directly bearing the expenses associated with its own operations, it will bear a pro rata portion of the ETF's expenses. As a result, the cost of investing in the Portfolio may be higher than the cost of investing directly in ETFs and may be higher than other mutual funds that invest directly in stocks and bonds. ETFs also involve the risk that an active trading market for an ETF's shares may not develop or be maintained. Similarly, because the value of ETF shares depends on the demand in the market, the Portfolio may not be able to purchase or sell an ETF at the most optimal time, which could adversely affect the Portfolio's performance. In addition, ETFs that track particular indices may be unable to match the performance of such underlying indices due to the temporary unavailability of certain index securities in the secondary market or other factors, such as discrepancies with respect to the weighting of securities.

The ETFs in which the Portfolio invests are subject to specific risks, depending on the investment strategy of the ETF. In turn, the Portfolio will be subject to substantially the same risks as those associated with direct exposure to the securities or commodities held by the ETF. Because the Portfolio may invest in a broad range of ETFs, such risks may include, but are not limited to, leverage risk, foreign exposure risk, and commodity-linked investments risk.

**Foreign Exposure Risk.** Within the parameters of its specific investment policies, the Portfolio may invest in foreign debt and equity securities either indirectly (e.g., depositary receipts, depositary shares, and passive foreign investment companies) or directly in foreign markets, including emerging markets. Additionally, such risk may be present with respect to investments in securities of issuers or companies that are economically tied to different countries throughout the world. An issuer is deemed to be economically tied to a country or countries if one or more of the following tests are met: (i) the issuer is organized in, or its primary business office or principal trading market of its equity is located in, the country; (ii) a majority of the issuer's revenues are derived from one or more countries; or (iii) a majority of the issuer's assets are located in one or more countries. Investments in foreign securities, including securities of foreign and emerging market governments, may involve greater risks

than investing in domestic securities because the Portfolio's performance may depend on factors other than the performance of a particular company. These factors include:

- **Currency Risk.** As long as the Portfolio holds a foreign security, its value will be affected by the value of the local currency relative to the U.S. dollar. When the Portfolio sells a foreign currency denominated security, its value may be worth less in U.S. dollars even if the security increases in value in its home country. U.S. dollar-denominated securities of foreign issuers may also be affected by currency risk, as the value of these securities may also be affected by changes in the issuer's local currency.
- **Political and Economic Risk.** Foreign investments may be subject to increased political and economic risks, including the imposition of economic and other sanctions. Sanctions imposed by the U.S. Government on other countries or persons or issuers operating in such countries could restrict the Portfolio's ability to buy affected securities or force the Portfolio to dispose of any affected securities it has previously purchased at an inopportune time. As a result, the Portfolio may experience a greater risk of loss with respect to securities impacted by such sanctions.

Political and economic risks may be heightened in emerging markets, which may have relatively unstable governments, immature economic structures, national policies restricting investments by foreigners, social instability, and different and/or developing legal systems. In some countries, there is the risk that the government may take over the assets or operations of a company or that the government may impose withholding and other taxes or limits on the removal of the Portfolio's assets from that country. In addition, the economies of emerging markets may be predominantly based on only a few industries, may be highly vulnerable to changes in local or global trade conditions, and may suffer from extreme and volatile debt burdens or inflation rates.

- **Regulatory Risk.** There may be less government supervision of foreign markets. As a result, foreign issuers may not be subject to the uniform accounting, auditing, and financial reporting standards and practices applicable to domestic issuers, and there may be less publicly available information about foreign issuers.
- **Foreign Market Risk.** Foreign securities markets, particularly those of emerging market countries, may be less liquid and more volatile than domestic markets. These securities markets may trade a small number of securities, may have a limited number of issuers and a high proportion of shares, or may be held by a relatively small number of persons or institutions. Local securities markets may be unable to respond effectively to increases in trading volume, potentially making prompt liquidation of substantial holdings difficult or impossible at times. It is also possible that certain markets may require payment for securities before delivery, and delays may be encountered in settling securities transactions. In some foreign markets, there may not be protection against failure by other parties to complete transactions. It may not be possible for the Portfolio to repatriate capital, dividends, interest, and other income from a particular country or governmental entity. In addition, securities of issuers located in or economically tied to countries with emerging markets may have limited marketability and may be subject to more abrupt or erratic price movements which could also have a negative effect on the Portfolio. Such factors may hinder the Portfolio's ability to buy and sell emerging market securities in a timely manner, affecting the Portfolio's investment strategies and potentially affecting the value of the Portfolio.
- **Geographic Concentration Risk.** To the extent that the Portfolio invests a substantial amount of its assets in issuers located in a single country or region, the economic, political, social, regulatory, or other developments or conditions within such country or region will generally have a greater effect on the Portfolio than they would on a more geographically diversified portfolio, which may result in greater losses and volatility. Adverse developments in certain regions could also adversely affect securities of other countries whose economies appear to be unrelated and could have a negative impact on the Portfolio's performance.
- **Transaction Costs.** Costs of buying, selling, and holding foreign securities, including brokerage, tax, and custody costs, may be higher than those involved in domestic transactions.

**High-Yield/High-Risk Bond Risk.** High-yield/high-risk bonds (also known as "junk" bonds) are bonds rated below investment grade by the primary rating agencies such as Standard & Poor's, Fitch, and Moody's or are unrated bonds of similar quality. The value of lower quality bonds generally is more dependent on credit risk than investment grade bonds. Issuers of high-yield/high-risk bonds may not be as strong financially as those issuing bonds with higher credit ratings and are more vulnerable to real or perceived economic changes, political changes, or adverse developments specific to the issuer. In addition, the junk bond market can experience sudden and sharp price swings.

Please refer to the "Explanation of Rating Categories" section of the SAI for a description of bond rating categories.

**Industry and Sector Risk.** Industry and sector risk is the possibility that a group of related securities will decline in price due to industry-specific or economic sector-specific developments. Companies in the same or similar industries and economic sectors may share common characteristics and are more likely to react similarly to industry-specific market or economic developments. The Portfolio's investments, if any, in multiple companies in a particular industry or economic sector may increase the Portfolio's exposure to industry and sector risk.

**Initial Public Offering and Secondary Offering Risk.** A portfolio's purchase of shares issued in an initial public offering ("IPO") exposes it to the risks associated with companies that have little operating history as public companies, as well as to the risks inherent in those sectors of the market where these new issuers operate. Attractive IPOs are often oversubscribed and may not be available to the portfolio, or may be available only in very limited quantities. The market for IPO issuers has been volatile, and share prices of newly public companies have fluctuated up and down significantly over short periods of time. Although IPO investments may have had a positive impact on certain portfolios' performance in the past, there can be no assurance that the portfolio will identify favorable IPO investment opportunities in the future. In addition, under certain market conditions, a relatively small number of companies may issue securities in IPOs. Similarly, as the number of portfolios to which IPO securities are allocated increases, the number of securities issued to any one portfolio may decrease. In addition, as the portfolio increases in size, the impact of IPOs on the portfolio's performance will generally decrease.

A portfolio may purchase shares in secondary offerings. Secondary offerings may expose a portfolio to some of the risks of IPOs. Participation in secondary offerings may have a magnified impact on the performance of a portfolio to the extent that it has a small asset base and the portfolio may not experience similar performance as its assets grow. Secondary offering shares frequently are volatile in price. As a result, a portfolio may hold secondary offering shares for a very short period of time. This may increase the portfolio turnover rate of a portfolio and may lead to increased expenses for a portfolio, such as commissions and transaction costs. In addition, secondary offering shares can experience an immediate drop in value if the demand for the securities does not continue to support the offering price.

**Leverage Risk.** Engaging in transactions using leverage or those having a leveraging effect subjects the Portfolio to certain risks. Leverage can magnify the effect of any gains or losses, causing the Portfolio to be more volatile than if it had not been leveraged. Certain commodity-linked derivatives may subject the Portfolio to leveraged market exposure to commodities. In addition, the Portfolio's assets that are used as collateral to secure short sale transactions may decrease in value while the short positions are outstanding, which may force the Portfolio to use its other assets to increase collateral. There is no assurance that a leveraging strategy will be successful.

**Liquidity Risk.** The Portfolio may invest in securities or instruments that do not trade actively or in large volumes, and may make investments that are less liquid than other investments. Also, the Portfolio may make investments that may become less liquid in response to market developments or adverse investor perceptions. Investments that are illiquid or that trade in lower volumes may be more difficult to value. When there is no willing buyer and investments cannot be readily sold at the desired time or price, the Portfolio may have to accept a lower price or may not be able to sell the security or instrument at all. Investments in foreign securities, particularly those of issuers located in emerging market countries, tend to have greater exposure to liquidity risk than domestic securities. In unusual market conditions, even normally liquid securities may be affected by a degree of liquidity risk (i.e., if the number and capacity of traditional market participants is reduced). An inability to sell one or more portfolio positions can adversely affect the Portfolio's value or prevent the Portfolio from being able to take advantage of other investment opportunities.

Liquidity risk may also refer to the risk that the Portfolio will not be able to pay redemption proceeds within the allowable time period because of unusual market conditions, an unusually high volume of redemption requests, or other reasons. While the Portfolio may pay redemptions in-kind, the Portfolio may instead choose to raise cash to meet redemption requests through the sale of portfolio securities or permissible borrowings. If the Portfolio is forced to sell securities at an unfavorable time and/or under unfavorable conditions, such sales may adversely affect the Portfolio's net asset value and may increase brokerage costs.

**Market Risk.** The value of the Portfolio's holdings may decrease if the value of an individual company or security, or multiple companies or securities, in the Portfolio decreases or if the investment personnel's belief about a company's intrinsic worth is incorrect. Further, regardless of how well individual companies or securities perform, the value of the Portfolio's holdings could also decrease if there are deteriorating economic or market conditions, including, but not limited to, a general decline in prices on the stock markets, a general decline in real estate markets, a decline in commodities prices, or if the market favors different types of securities than the types of securities in which the Portfolio invests. If the value of the Portfolio's



holdings decreases, the Portfolio's net asset value will also decrease, which means if you sell your shares in the Portfolio you may lose money. Market risk may affect a single issuer, industry, economic sector, or the market as a whole.

The increasing interconnectivity between global economies and financial markets increases the likelihood that events or conditions in one region or financial market may adversely impact issuers in a different country, region or financial market. Social, political, economic and other conditions and events, such as natural disasters, health emergencies (e.g., epidemics and pandemics), terrorism, conflicts and social unrest, could reduce consumer demand or economic output, result in market closures, travel restrictions and/or quarantines, and generally have a significant impact on the global economies and financial markets.

- **COVID-19 Pandemic.** The effects of COVID-19 have contributed to increased volatility in global financial markets and may affect certain countries, regions, issuers, industries and market sectors more dramatically than others. These conditions and events could have a significant impact on the Portfolio and its investments, the Portfolio's ability to meet redemption requests, and the processes and operations of the Portfolio's service providers, including the Adviser.
- **Russia/Ukraine Invasion.** Russia launched a large-scale invasion of Ukraine on February 24, 2022. The extent and duration of the military action, resulting sanctions and resulting future market disruptions in the region are impossible to predict, but could be significant and have a severe adverse effect on the region, including significant negative impacts on the economy and the markets for certain securities and commodities, such as oil and natural gas, as well as other sectors.

**Private Placements and Other Restricted Securities Risk.** Investments in private placements and other restricted securities could decrease the Portfolio's liquidity profile or prevent the Portfolio from disposing of them promptly at advantageous prices. Private placements and restricted securities may be less liquid than other investments because such securities may not always be readily sold in broad public markets and may have no active trading market. As a result, they may be difficult to value because market quotations may not be readily available. Transaction costs may be higher for these securities, and the Portfolio may get only limited information about the issuer of a private placement or other restricted security.

**REIT Risk.** To the extent that the Portfolio holds REITs and REIT-like entities, it may be subject to the additional risks associated with REIT and REIT-like investments. REITs and REIT-like entities are subject to heavy cash flow dependency to allow them to make distributions to their shareholders. The prices of equity REITs are affected by changes in the value of the underlying property owned by the REITs, changes in capital markets and interest rates, management skill in running a REIT, and the creditworthiness of the REIT. The prices of mortgage REITs are affected by the quality of any credit they extend, the creditworthiness of the mortgages they hold, as well as by the value of the property that secures the mortgages. In addition, mortgage REITs (similar to direct investments in mortgage-backed securities) are subject to prepayment risk. Equity REITs and mortgage REITs are subject to heavy cash flow dependency, defaults by borrowers, and self-liquidation. There is also the risk that borrowers under mortgages held by a REIT or lessees of a property that a REIT owns may be unable to meet their obligations to the REIT. In the event of a default by a borrower or lessee, the REIT may incur substantial costs associated with protecting its investments. While equity REITs and mortgage REITs may provide exposure to a large number of properties, such properties may be concentrated in a particular industry, region, or housing type, making such investments more vulnerable to unfavorable developments to economic or market events. Certain "special purpose" REITs in which the Portfolio may invest focus their assets in specific real property sectors, such as hotels, shopping malls, nursing homes, or warehouses, and are therefore subject to the specific risks associated with adverse developments in these sectors. The Portfolio's shareholders will indirectly bear their proportionate share of the REIT's expenses, in addition to their proportionate share of the Portfolio's expenses. The value of investments REOCs will generally be affected by the same factors that adversely affect REIT investments; however, REOCs may also be adversely affected by income streams derived from businesses other than real estate ownership.

Additionally, a REIT that fails to comply with federal tax requirements affecting REITs may be subject to federal income taxation, or the federal tax requirement that a REIT distribute substantially all of its net income to its shareholders may result in a REIT having insufficient capital for future expenditures. REITs are also subject to certain provisions under federal tax law and the failure of a company to qualify as a REIT could have adverse consequences for the Portfolio, including significantly reducing the return to the Portfolio on its investment in such company.

**Small- and Mid-Sized Companies Risk.** The Portfolio's investments in securities issued by small- and mid-sized companies, which can include smaller, start-up companies offering emerging products or services, may involve greater risks than are customarily associated with larger, more established companies. For example, while small- and mid-sized companies may realize more substantial growth than larger or more established issuers, they may also suffer more significant losses as a result

of their narrow product lines, limited operating history, greater exposure to competitive threats, limited financial resources, limited trading markets, and the potential lack of management depth. Securities issued by small- and mid-sized companies tend to be more volatile and somewhat more speculative than securities issued by larger or more established companies and may underperform as compared to the securities of larger or more established companies. These holdings are also subject to wider price fluctuations and tend to be less liquid than stocks of larger or more established companies, which could have a significant adverse effect on the Portfolio's returns, especially as market conditions change.

**Warrants and Rights Risk.** The price, performance and liquidity of warrants and rights to purchase equity securities are typically linked to the underlying stock. These instruments have many characteristics of convertible securities and, similarly, will react to variations in the general market for equity securities. Rights are similar to warrants, but normally have a short duration and are distributed directly by the issuer to its shareholders. Rights and warrants have no voting rights, receive no dividends and have no rights with respect to the assets of the issuer.

# MANAGEMENT OF THE PORTFOLIO

---

## INVESTMENT ADVISER

Janus Henderson Investors US LLC, 151 Detroit Street, Denver, Colorado 80206-4805, is the investment adviser to the Portfolio. Effective January 3, 2022, the Adviser changed its name from Janus Capital Management LLC to Janus Henderson Investors US LLC. The Adviser is responsible for the day-to-day management of the Portfolio's investment portfolio and furnishes continuous advice and recommendations concerning the Portfolio's investments. The Adviser also provides certain administration and other services and is responsible for other business affairs of the Portfolio.

The Adviser (together with its predecessors and affiliates) has served as investment adviser to the Janus Henderson mutual funds since 1970 and currently serves as investment adviser to all of the Janus Henderson mutual funds as well as the Janus Henderson exchange-traded funds, acts as subadviser for a number of private-label mutual funds, and provides separate account advisory services for institutional accounts and other unregistered products.

The Trust and the Adviser have received an exemptive order from the Securities and Exchange Commission (the "SEC") that permits the Adviser, subject to the approval of the Trustees, to appoint or replace certain subadvisers to manage all or a portion of the Portfolio's assets and enter into, amend, or terminate a subadvisory agreement with certain subadvisers without obtaining shareholder approval (a "manager-of-managers structure"). The manager-of-managers structure applies to subadvisers that are not affiliated with the Trust or the Adviser ("non-affiliated subadvisers"), as well as any subadviser that is an indirect or direct "wholly-owned subsidiary" (as such term is defined by the Investment Company Act of 1940, as amended) of the Adviser or of another company that, indirectly or directly, wholly owns the Adviser (collectively, "wholly-owned subadvisers").

Pursuant to the order, the Adviser, with the approval of the Trustees, has the discretion to terminate any subadviser and allocate and, as appropriate, reallocate the Portfolio's assets among the Adviser and any other non-affiliated subadvisers or wholly-owned subadvisers (including terminating a non-affiliated subadviser and replacing it with a wholly-owned subadviser). To the extent that the Portfolio's assets are allocated to one or more subadvisers, the Adviser, subject to oversight by the Trustees, would have the responsibility to oversee such subadviser(s) to the Portfolio and to recommend for approval by the Trustees, the hiring, termination, and replacement of a subadviser for the Portfolio. In the event that the Adviser hires a subadviser pursuant to the manager-of-managers structure, the Portfolio would provide shareholders with information about the subadviser and subadvisory agreement within 90 days.

The Adviser furnishes certain administration, compliance, and accounting services to the Portfolio, including providing office space for the Portfolio and providing personnel to serve as officers to the Portfolio. The Portfolio reimburses the Adviser for certain of its costs in providing these services (to the extent the Adviser seeks reimbursement and such costs are not otherwise waived). These costs include some or all of the salaries, fees, and expenses of the Adviser's employees and Portfolio officers, including the Portfolio's Chief Compliance Officer and compliance staff, that provide specified administration and compliance services to the Portfolio. The Portfolio pays these costs based on out-of-pocket expenses incurred by the Adviser, and these costs are separate and apart from advisory fees and other expenses paid in connection with the investment advisory services the Adviser provides to the Portfolio.

## MANAGEMENT EXPENSES

The Portfolio pays the Adviser an investment advisory fee and incurs expenses, including administrative services fees payable pursuant to the Transfer Agency Agreement, any other transfer agent and custodian fees and expenses, legal and auditing fees, printing and mailing costs of sending reports and other information to existing shareholders, and Independent Trustees' fees and expenses. The Portfolio's investment advisory fee is calculated daily and paid monthly. The Portfolio's advisory agreement details the investment advisory fee and other expenses that the Portfolio must pay.

Research Portfolio pays an investment advisory fee rate that may adjust up or down based on the Portfolio's performance relative to the cumulative investment record of its benchmark index over a rolling 36-month performance measurement period.

The table below reflects the Portfolio's base fee rate (expressed as an annual rate), as well as the actual investment advisory fee rate paid by the Portfolio to the Adviser. The third column shows the full performance rate for outperformance or underperformance during the measurement period relative to the Portfolio's benchmark index. The fourth column shows the performance adjusted investment advisory fee rate, which is equal to the Portfolio's base fee rate plus or minus the

performance adjustment over the period. This fourth column shows the actual amount of the investment advisory fee rate paid by the Portfolio as of the end of the fiscal year.

As an example, if the Portfolio outperformed its benchmark index over the performance measurement period by its full performance rate (listed in the table below), the advisory fee would increase by 0.15% (assuming constant assets). Conversely, if the Portfolio underperformed its benchmark index over the performance measurement period by its full performance rate (listed in the table below), the advisory fee would decrease by 0.15% (assuming constant assets). Actual performance within the full range of the full performance rate may result in positive or negative incremental adjustments to the advisory fee of greater or less than 0.15%. Additional details discussing the performance fee are included below with further description in the SAI.

| Portfolio Name     | Base Fee Rate (%) | Full Performance Rate vs. Benchmark Index | Performance Adjusted/Actual Investment Advisory Fee Rate (%) (for the fiscal year ended December 31, 2021) |
|--------------------|-------------------|---|--|
| Research Portfolio | 0.64              | ± 5.00%                                   | 0.52   |

The investment advisory fee rate is determined by calculating a base fee (shown in the previous table) and applying a performance adjustment (described in further detail below). The performance adjustment either increases or decreases the base fee depending on how well the Portfolio has performed relative to the Russell 1000 Growth Index.

The calculation of the performance adjustment applies as follows:

Investment Advisory Fee = Base Fee Rate +/- Performance Adjustment

The investment advisory fee rate paid to the Adviser by the Portfolio consists of two components: (1) a base fee calculated by applying the contractual fixed rate of the advisory fee to the Portfolio's average daily net assets during the previous month ("Base Fee Rate"), plus or minus (2) a performance-fee adjustment ("Performance Adjustment") calculated by applying a variable rate of up to 0.15% (positive or negative) to the Portfolio's average daily net assets based on the Portfolio's relative performance compared to the cumulative investment record of its benchmark index over a 36-month rolling performance measurement period.

No Performance Adjustment is applied unless the difference between the Portfolio's investment performance and the cumulative investment record of the Portfolio's benchmark index is 0.50% or greater (positive or negative) during the applicable performance measurement period. The Base Fee Rate is subject to an upward or downward Performance Adjustment for every full 0.50% increment by which the Portfolio outperforms or underperforms its benchmark index. Because the Performance Adjustment is tied to the Portfolio's relative performance compared to its benchmark index (and not its absolute performance), the Performance Adjustment could increase the Adviser's fee even if the Portfolio's Shares lose value during the performance measurement period and could decrease the Adviser's fee even if the Portfolio's Shares increase in value during the performance measurement period. For purposes of computing the Base Fee Rate and the Performance Adjustment, net assets are averaged over different periods (average daily net assets during the previous month for the Base Fee Rate, versus average daily net assets during the performance measurement period for the Performance Adjustment). Performance of the Portfolio is calculated net of expenses whereas the Portfolio's benchmark index does not have any fees or expenses. Reinvestment of dividends and distributions is included in calculating both the performance of the Portfolio and the Portfolio's benchmark index. The Base Fee Rate is calculated and accrued daily. The Performance Adjustment is calculated monthly in arrears and is accrued throughout the month. The investment advisory fee is paid monthly in arrears. Under extreme circumstances involving underperformance by a rapidly shrinking Portfolio, the dollar amount of the Performance Adjustment could be more than the dollar amount of the Base Fee Rate. In such circumstances, the Adviser would reimburse the Portfolio.

The investment performance of the Portfolio's Service Shares for the performance measurement period is used to calculate the Performance Adjustment. After the Adviser determines whether the Portfolio's performance was above or below its benchmark index by comparing the investment performance of the Portfolio's Service Shares against the cumulative investment record of the Portfolio's benchmark index, the Adviser applies the same Performance Adjustment (positive or negative) across each

other class of shares of the Portfolio, as applicable. It is not possible to predict the effect of the Performance Adjustment on future overall compensation to the Adviser since it depends on the performance of the Portfolio relative to the record of the Portfolio's benchmark index and future changes to the size of the Portfolio.

A discussion regarding the basis for the Trustees' approval of the Portfolio's investment advisory agreement is included in the Portfolio's annual report (for the period ending December 31) and semiannual report (for the period ending June 30) to shareholders. You can request the Portfolio's annual or semiannual reports (as they become available), free of charge, by contacting your plan sponsor, broker-dealer, or financial intermediary, or by contacting a Janus Henderson representative at 1-877-335-2687. The reports are also available, free of charge, at [janushenderson.com/VIT](http://janushenderson.com/VIT).

## INVESTMENT PERSONNEL

### Research Portfolio

---

The Central Research Team selects investments for Research Portfolio and has done so since May 2017. The Central Research Team consists of the Adviser's equity research analysts overseen by the Portfolio Oversight Team led by Matthew Peron.

**Matthew Peron** is the Adviser's Director of Research and Executive Vice President of Research Portfolio. Mr. Peron is primarily responsible for the day-to-day operations of the Portfolio. He leads the Portfolio Oversight Team that reviews the Portfolio's risks, overall structure, and guidelines and has done so since April 2020. Mr. Peron is also Portfolio Manager of other Janus Henderson accounts. Prior to joining the Adviser in April 2020, he was Chief Investment Officer for City National Rochdale since 2018. Prior to serving in that role, Mr. Peron held various positions at Northern Trust, including serving as Executive Vice President and Managing Director of Global Equity, and as a member of the asset allocation committee.

Information about Mr. Peron's compensation structure and other accounts managed, as well as the range of his individual ownership of securities, and the aggregate range of his individual ownership in all mutual funds advised by the Adviser, is included in the SAI.

### Conflicts of Interest

The Adviser manages other funds and numerous other accounts, which may include separate accounts and other pooled investment vehicles, such as hedge funds. Side-by-side management of multiple accounts, including the management of a cash collateral pool for securities lending and investing the Janus Henderson funds' cash, may give rise to conflicts of interest among those accounts, and may create potential risks, such as the risk that investment activity in one account may adversely affect another account. For example, short sale activity in an account could adversely affect the market value of long positions in one or more other accounts (and vice versa). Side-by-side management may raise additional potential conflicts of interest relating to the allocation of investment opportunities and the aggregation and allocation of trades. Additionally, the Adviser manages the Janus Henderson "funds of funds," which are funds that invest primarily in other mutual funds that are managed by the Adviser. Because the Adviser manages the Janus Henderson "funds of funds" and the Janus Henderson funds, it is subject to certain potential conflicts of interest when allocating the assets of a Janus Henderson "fund of funds" among such Janus Henderson funds. Purchases and redemptions of fund shares by a Janus Henderson "fund of funds" due to reallocations or rebalancings may result in a fund having to sell securities or invest cash when it otherwise would not do so. Such transactions could accelerate the realization of taxable income if sales of securities resulted in gains. In addition, redemptions by a Janus Henderson "fund of funds" could cause actual expenses to increase, or could result in the fund's current expenses being allocated over a smaller asset base, which may lead to an increase in the fund's expense ratio. The impact of these transactions is likely to be greater when a Janus Henderson "fund of funds" purchases, redeems, or owns a substantial portion of a fund's shares. A further discussion of potential conflicts of interest and a discussion of certain procedures intended to mitigate such potential conflicts are contained in the Portfolio's SAI.

## OTHER INFORMATION

---

### CLASSES OF SHARES

Only Institutional Shares are offered by this Prospectus. The Shares are available only in connection with investment in and payments under variable insurance contracts, as well as certain qualified retirement plans. Service Shares are offered only in connection with investment in and payments under variable insurance contracts, as well as certain qualified retirement plans, that require a fee from Portfolio assets to procure distribution and/or administrative services to contract owners and plan participants. Because the expenses of each class may differ, the performance of each class is expected to differ. If you would like additional information about the Service Shares, please call 1-800-525-0020. In addition, for an analysis of fees associated with an investment in either share class or other similar funds, please visit [www.finra.org/fundanalyzer](http://www.finra.org/fundanalyzer).

### CLOSED PORTFOLIO POLICIES

The Portfolio may limit sales of its Shares to new investors. If sales of the Portfolio are limited, it is expected that existing shareholders invested in the Portfolio would be permitted to continue to purchase Shares through their existing Portfolio accounts and to reinvest any dividends or capital gains distributions in such accounts, absent highly unusual circumstances. Requests for new accounts into a closed portfolio would be reviewed by management, taking into consideration eligibility requirements and whether the addition to the portfolio is believed to negatively impact existing portfolio shareholders. The closed portfolio may decline opening new accounts, including eligible new accounts, if it would be in the best interests of the portfolio and its shareholders. If applicable, additional information regarding general policies and exceptions can be found in a closed portfolio's prospectuses.

### LIQUIDATION/REORGANIZATION OF A PORTFOLIO

It is important to know that, pursuant to the Trust's Amended and Restated Trust Instrument, the Trustees have the authority to merge, liquidate, and/or reorganize a portfolio into another portfolio without seeking shareholder vote or consent.

### DISTRIBUTION OF THE PORTFOLIO

The Portfolio is distributed by Janus Henderson Distributors US LLC (the "Distributor"), which is a member of the Financial Industry Regulatory Authority, Inc. ("FINRA"). To obtain information about FINRA member firms and their associated persons, you may contact FINRA at [www.finra.org](http://www.finra.org), or 1-800-289-9999.

### DISTRIBUTIONS

To avoid taxation of the Portfolio, the Internal Revenue Code of 1986, as amended (the “Internal Revenue Code”) requires the Portfolio to distribute all or substantially all of its net investment income and any net capital gains realized on its investments at least annually. The Portfolio’s income from certain dividends, interest, and any net realized short-term capital gains are paid to shareholders as ordinary income dividends. Net realized long-term capital gains, if any, are paid to shareholders as capital gains distributions, regardless of how long Shares of the Portfolio have been held. A portion of the Portfolio’s distributions received from REITs may be classified as a return of capital for federal income tax purposes. As a result, the Portfolio is more likely to make distributions that are treated as returns of capital, and possibly in greater amounts, than a portfolio that does not invest in REITs. Distributions are made at the class level, so they may vary from class to class within a single portfolio.

#### Distribution Schedule

Dividends for the Portfolio are normally declared and distributed in June and December. Capital gains are normally declared and distributed in June. However, in certain situations it may be necessary for the Portfolio to declare and distribute capital gains in December. If necessary, dividends and net capital gains may be distributed at other times as well. Unless otherwise instructed, distributions of net investment income and net capital gains, if any, are automatically reinvested in additional Shares of the Portfolio.

#### How Distributions Affect the Portfolio’s NAV

Distributions are paid to shareholders as of the record date of a distribution of the Portfolio, regardless of how long the Shares have been held. Undistributed dividends and net capital gains are included in the Portfolio’s daily net asset value (“NAV”). The share price of the Portfolio drops by the amount of the distribution, net of any subsequent market fluctuations. For example, assume that on December 31, the Portfolio declared a dividend in the amount of \$0.25 per share. If the Portfolio’s share price was \$10.00 on December 30, the Portfolio’s share price on December 31 would be \$9.75, barring market fluctuations.

### TAXES

#### Taxes on Distributions

Because Shares of the Portfolio may be purchased only through variable insurance contracts and certain qualified retirement plans, it is anticipated that any income dividends or net capital gains distributions made by the Portfolio will be exempt from current federal income taxation if left to accumulate within the variable insurance contract or qualified retirement plan. Generally, withdrawals from such contracts or plans may be subject to federal income tax at ordinary income rates and, if withdrawals are made from a retirement plan before age 59½, a 10% penalty tax may be imposed. The federal income tax status of your investment depends on the features of your qualified retirement plan or variable insurance contract. Further information may be found in your plan documents or in the prospectus of the separate account offering such contract.

#### Taxation of the Portfolio

Dividends, interest, and some capital gains received by the Portfolio on foreign securities may be subject to foreign tax withholding or other foreign taxes. If the Portfolio is eligible, it may from year to year make the election permitted under Section 853 of the Internal Revenue Code to pass through such taxes to shareholders as a foreign tax credit. If such an election is not made, any foreign taxes paid or accrued will represent an expense to the Portfolio.

The Portfolio does not expect to pay any federal income or excise taxes because it intends to meet certain requirements of the Internal Revenue Code. In addition, because the Shares of the Portfolio are sold in connection with variable insurance contracts, the Portfolio intends to satisfy the diversification requirements applicable to insurance company separate accounts under the Internal Revenue Code. If the Portfolio invests in partnerships, it may be subject to state tax liabilities.



## SHAREHOLDER'S GUIDE

---

Investors may not purchase or redeem Shares of the Portfolio directly. Shares may be purchased or redeemed only through variable insurance contracts offered by the separate accounts of participating insurance companies or through certain qualified retirement plans. **Refer to the prospectus for the participating insurance company's separate account or your plan documents for instructions on purchasing or selling variable insurance contracts and on how to select the Portfolio as an investment option for a contract or a qualified retirement plan.**

With certain exceptions, the Portfolio is generally available only to shareholders residing in the United States and employees of the Adviser or its affiliates. For purposes of this policy, the Portfolio requires that a shareholder and/or entity be a U.S. citizen residing in the United States or a U.S. Territory (including overseas U.S. military or diplomatic addresses) or a resident alien residing in the United States or a U.S. Territory with a valid U.S. Taxpayer Identification Number to open an account with the Portfolio.

### PRICING OF PORTFOLIO SHARES

The per share NAV for each class is computed by dividing the total value of assets allocated to the class, less liabilities allocated to that class, by the total number of outstanding shares of the class. The Portfolio's NAV is calculated as of the close of the regular trading session of the New York Stock Exchange ("NYSE") (normally 4:00 p.m. New York time) each day that the NYSE is open ("business day"). However, the time at which the Portfolio's NAV is calculated may be changed if trading on the NYSE is restricted, the NYSE closes at a different time, or as permitted by the SEC. Foreign securities held by the Portfolio may be traded on days and at times when the NYSE is closed and the NAV is therefore not calculated. Accordingly, the value of the Portfolio's holdings may change on days that are not business days in the United States and on which you will not be able to purchase or redeem the Portfolio's Shares.

All purchases and redemptions will be duly processed at the NAV next calculated after your request is received in good order by the Portfolio or its agents. In order to receive a day's price, your order must be received in good order by the Portfolio (or insurance company or plan sponsor) or its agents by the close of the regular trading session of the NYSE.

Securities held by the Portfolio are valued in accordance with policies and procedures established by and under the oversight of the Trustees. To the extent available, domestic and foreign equity securities traded on a securities exchange are generally valued at the closing prices on the primary market or exchange on which they trade. Most fixed-income securities are typically valued using an evaluated bid price supplied by an approved pricing service that is intended to reflect market value. The evaluated bid price is an evaluation that may consider factors such as security prices, yields, maturities, and ratings. Certain short-term instruments maturing within 60 days or less may be valued at amortized cost, which approximates market value. If a market quotation or evaluated price for a security is not readily available or is deemed unreliable, or if an event that is expected to affect the value of the security occurs after the close of the principal exchange or market on which the security is traded, and before the close of the NYSE, a fair value of the security will be determined in good faith under the policies and procedures. Such events include, but are not limited to: (i) a significant event that may affect the securities of a single issuer, such as a merger, bankruptcy, or significant issuer-specific development; (ii) an event that may affect an entire market, such as a natural disaster or significant governmental action; (iii) a non-significant event such as a market closing early or not opening, or a security trading halt; and (iv) pricing of a non-valued security and a restricted or non-public security. This type of fair value pricing may be more commonly used with foreign equity securities, but it may also be used with, among other things, thinly-traded domestic securities or fixed-income securities. Special valuation considerations may apply with respect to "odd-lot" fixed-income transactions which, due to their small size, may receive evaluated prices by pricing services which reflect a large block trade and not what actually could be obtained for the odd-lot position. For valuation purposes, quotations of foreign portfolio securities, other assets and liabilities, and forward contracts stated in foreign currency are generally translated into U.S. dollar equivalents at the prevailing market rates. The Portfolio uses systematic fair valuation models provided by an independent pricing service to value foreign equity securities in order to adjust for stale pricing, which may occur between the close of certain foreign exchanges and the close of the NYSE.

Due to the subjective nature of systematic fair value pricing, the Portfolio's value for a particular security may be different from the last quoted market price. Systematic fair value pricing may reduce arbitrage activity involving the frequent buying and selling of mutual fund shares by investors seeking to take advantage of a perceived lag between a change in the value of the Portfolio's securities and the reflection of such change in the Portfolio's NAV, as further described in the "Excessive Trading" section of this Prospectus. While funds that invest in foreign securities may be at a greater risk for arbitrage activity, such activity may also arise in funds which do not invest in foreign securities, for example, when trading in a security held by a portfolio is halted and does not resume prior to the time the portfolio calculates its NAV (referred to as "stale pricing").



Portfolios that hold thinly-traded securities, such as certain small-capitalization securities or high-yield fixed-income securities, may be subject to attempted use of arbitrage techniques. To the extent that the Portfolio's valuation of a security is different from the security's market value, short-term arbitrage traders buying and/or selling shares of the Portfolio may dilute the NAV of the Portfolio, which negatively impacts long-term shareholders. The Portfolio's valuation and excessive trading policies and procedures may not completely eliminate short-term trading in certain omnibus accounts and other accounts traded through intermediaries.

The value of the securities of other open-end funds held by the Portfolio, if any, will be calculated using the NAV of such open-end funds, and the prospectuses for such open-end funds explain the circumstances under which they use fair value pricing and the effects of using fair value pricing.

## **ADMINISTRATIVE FEES**

The Transfer Agent receives an administrative services fee at an annual rate of 0.05% of the average daily net assets of the Portfolio for arranging for the provision by participating insurance companies and qualified plan service providers of administrative services, including recordkeeping, subaccounting, order processing, or other shareholder services provided on behalf of contract holders or plan participants investing in the Portfolio. Other shareholder services may include the provision of order confirmations, periodic account statements, forwarding prospectuses, shareholder reports, and other materials to existing customers, and answering inquiries regarding accounts. The Transfer Agent expects to use this entire fee to compensate insurance companies and qualified plan service providers for providing these services to their customers who invest in the Portfolio.

## **PAYMENTS TO FINANCIAL INTERMEDIARIES BY THE ADVISER OR ITS AFFILIATES**

From its own assets, the Adviser or its affiliates pay fees to selected insurance companies, qualified plan service providers or their affiliates, or other financial intermediaries that distribute, market, or promote the Portfolio or perform related services for contract owners and plan participants. The amount of these payments is determined from time to time by the Adviser, may be substantial, and may differ for different financial intermediaries. The Adviser and its affiliates consider a number of factors in making payments to financial intermediaries.

The Adviser or its affiliates pay fees, from their own assets, to selected insurance companies, qualified plan service providers, and other financial intermediaries for providing recordkeeping, subaccounting, transaction processing, and other shareholder or administrative services (including payments for processing transactions via the National Securities Clearing Corporation ("NSCC") or other means) in connection with investments in the Janus Henderson funds. These fees are in addition to any fees that may be paid by the Janus Henderson funds for these types of services or other services.

In addition, the Adviser or its affiliates periodically share certain marketing expenses with selected intermediaries, or pay for or sponsor informational meetings, seminars, client awareness events, support for marketing materials, sales reporting, or business building programs for such intermediaries to raise awareness of the Portfolio. The Adviser or its affiliates make payments to participate in selected intermediary marketing support programs which may provide the Adviser or its affiliates with one or more of the following benefits: attendance at sales conferences, participation in meetings or training sessions, access to or information about intermediary personnel, use of an intermediary's marketing and communication infrastructure, fund analysis tools, data, business planning and strategy sessions with intermediary personnel, information on industry- or platform-specific developments, trends and service providers, and other marketing-related services. Such payments may be in addition to, or in lieu of, the fees described above. These payments are intended to promote the sales of Janus Henderson funds and to reimburse financial intermediaries, directly or indirectly, for the costs that they or their salespersons incur in connection with educational seminars, meetings, and training efforts about the Janus Henderson funds to enable the intermediaries and their salespersons to make suitable recommendations, provide useful services, and maintain the necessary infrastructure to make the Janus Henderson funds available to their customers.

The receipt of (or prospect of receiving) fees or reimbursements and other forms of compensation described above may provide a financial intermediary and its salespersons with an incentive to favor sales of Janus Henderson funds' shares over sales of other mutual funds (or non-mutual fund investments) or to favor sales of one class of Janus Henderson funds' shares over sales of another Janus Henderson funds' share class, with respect to which the financial intermediary does not receive such payments or receives them in a lower amount. The receipt of these payments may cause certain financial intermediaries to elevate the prominence of the Janus Henderson funds within such financial intermediary's organization by, for example,

placement on a list of preferred or recommended funds and/or the provision of preferential or enhanced opportunities to promote the Janus Henderson funds in various ways within such financial intermediary's organization.

From time to time, certain financial intermediaries approach the Adviser to request that the Adviser make contributions to certain charitable organizations. In these cases, the Adviser's contribution may result in the financial intermediary, or its salespersons, recommending Janus Henderson funds over other mutual funds (or non-mutual fund investments).

The payment arrangements described above will not change the price a contract owner or plan participant pays for Shares nor the amount that a Janus Henderson fund receives to invest on behalf of the contract owner or plan participant. You should consider whether such arrangements exist when evaluating any recommendations from an intermediary to purchase or sell Shares of the Portfolio and, if applicable, when considering which share class of the Portfolio is most appropriate for you. Please contact your insurance company or plan sponsor for details on such arrangements.

## **PURCHASES**

Purchases of Shares may be made only by the separate accounts of insurance companies for the purpose of funding variable insurance contracts or by certain qualified retirement plans. Refer to the prospectus of the appropriate insurance company separate account or your plan documents for information on how to invest in the Shares of the Portfolio. Under certain circumstances, the Portfolio may permit an in-kind purchase of Shares. Participating insurance companies and certain other designated organizations are authorized to receive purchase orders on the Portfolio's behalf. As discussed under "Payments to Financial Intermediaries by the Adviser or its Affiliates," the Adviser and its affiliates make payments to selected insurance companies, qualified plan service providers, or their affiliates, or other financial intermediaries that were instrumental in the acquisition or retention of accounts for the Portfolio or that provide services in connection with investments in the Portfolio. You should consider such arrangements when evaluating any recommendation of the Portfolio.

The Portfolio reserves the right to reject any purchase order, including exchange purchases, for any reason. The Portfolio is not intended for excessive trading. For more information about the Portfolio's policy on excessive trading, refer to "Excessive Trading."

The Portfolio may discontinue sales to a qualified plan and require plan participants with existing investments in the Shares to redeem those investments if the plan loses (or in the opinion of the Adviser, is at risk of losing) its qualified plan status.

In compliance with the Uniting and Strengthening America by Providing Appropriate Tools Required to Intercept and Obstruct Terrorism Act of 2001 ("USA PATRIOT Act"), your insurance company or plan sponsor is required to verify certain information on your account application as part of its Anti-Money Laundering Program. You will be required to provide your full name, date of birth, Social Security number, and permanent street address to assist in verifying your identity. You may also be asked to provide documents that may help to establish your identity. Until verification of your identity is made, your insurance company or plan sponsor may temporarily limit additional share purchases. In addition, your insurance company or plan sponsor may close an account if they are unable to verify a shareholder's identity. Please contact your insurance company or plan sponsor if you need additional assistance when completing your application or additional information about the insurance company or plan sponsor's Anti-Money Laundering Program.

In an effort to ensure compliance with this law, the Adviser's Anti-Money Laundering Program (the "Program") provides for the development of internal practices, procedures and controls, designation of anti-money laundering compliance officers, an ongoing training program, and an independent audit function to determine the effectiveness of the Program.

### **Potential Conflicts**

Although the Portfolio does not currently anticipate any disadvantages to policy owners because the Portfolio offers its Shares to unaffiliated variable annuity and variable life separate accounts of insurance companies that are unaffiliated with the Adviser and to certain qualified retirement plans, there is a possibility that a material conflict may arise. The Trustees monitor events in an effort to identify any disadvantages or material irreconcilable conflicts and to determine what action, if any, should be taken in response. If a material disadvantage or conflict is identified, the Trustees may require one or more insurance company separate accounts or qualified plans to withdraw its investments in the Portfolio or substitute Shares of another portfolio. If this occurs, the Portfolio may be forced to sell its securities at disadvantageous prices. In addition, the Portfolio may refuse to sell its Shares to any separate account or qualified plan or may suspend or terminate the offering of the Portfolio's Shares if such action is required by law or regulatory authority or is in the best interests of the Portfolio's shareholders. It is possible that a qualified plan investing in the Portfolio could lose its qualified plan status under the

Internal Revenue Code, which could have adverse tax consequences on insurance company separate accounts investing in the Portfolio. The Adviser intends to monitor such qualified plans, and the Portfolio may discontinue sales to a qualified plan and require plan participants with existing investments in the Portfolio to redeem those investments if a plan loses (or in the opinion of the Adviser is at risk of losing) its qualified plan status.

## **REDEMPTIONS**

Redemptions, like purchases, may be effected only through the separate accounts of participating insurance companies or through certain qualified retirement plans. Please refer to the appropriate separate account prospectus or plan documents for details.

Shares of the Portfolio may be redeemed on any business day on which the Portfolio's NAV is calculated. Redemptions are duly processed at the NAV next calculated after your redemption order is received in good order by the Portfolio or its agents. Redemption proceeds will normally be sent within two business days following receipt of the redemption order. The Portfolio typically expects to meet redemption requests by paying out proceeds from cash or cash equivalent portfolio holdings, or by selling portfolio holdings. In stressed market conditions, and other appropriate circumstances, redemption methods may include borrowing funds or redeeming in-kind.

The Portfolio reserves the right to postpone payment of redemption proceeds for up to seven calendar days. Additionally, the right to require the Portfolio to redeem its Shares may be suspended, or the date of payment may be postponed beyond seven calendar days, whenever: (i) trading on the NYSE is restricted, as determined by the SEC, or the NYSE is closed (except for holidays and weekends); (ii) the SEC permits such suspension and so orders; or (iii) an emergency exists as determined by the SEC so that disposal of securities or determination of NAV is not reasonably practicable.

### **Large Shareholder Redemptions**

Certain large shareholders, such as other portfolios, participating insurance companies, accounts, and the Adviser's affiliates, may from time to time own (beneficially or of record) or control a significant percentage of the Portfolio's Shares. Redemptions by these large shareholders of their holdings in the Portfolio may cause the Portfolio to sell securities at times when it would not otherwise do so, which may negatively impact the Portfolio's NAV and liquidity. Similarly, large Portfolio share purchases may adversely affect the Portfolio's performance to the extent that the Portfolio is delayed in investing new cash and is required to maintain a larger cash position than it ordinarily would. A large shareholder purchase or redemption may also increase transaction costs. In addition, a large redemption could result in the Portfolio's current expenses being allocated over a smaller asset base, which could lead to an increase in the Portfolio's expense ratio.

### **Redemptions In-Kind**

Shares normally will be redeemed for cash, although the Portfolio retains the right to redeem some or all of its shares in-kind under unusual circumstances, in order to protect the interests of remaining shareholders, to accommodate a request by a particular shareholder that does not adversely affect the interests of the remaining shareholders, or in connection with the liquidation of a portfolio, by delivery of securities selected from its assets at its discretion. However, the Portfolio is required to redeem shares solely for cash up to the lesser of \$250,000 or 1% of the NAV of the Portfolio during any 90-day period for any one shareholder. Should redemptions by any shareholder exceed such limitation, the Portfolio will have the option of redeeming the excess in cash or in-kind. In-kind payment means payment will be made in portfolio securities rather than cash, and may potentially include illiquid investments. Illiquid investments may not be able to be sold quickly or at a price that reflects full value, or there may not be a market for such investments, which could cause the redeeming shareholder to realize losses on the investment if it is sold at a price lower than that at which it had been valued. If the Portfolio makes an in-kind payment, the redeeming shareholder might incur brokerage or other transaction costs to convert the securities to cash, whereas such costs are borne by the Portfolio for cash redemptions.

While the Portfolio may pay redemptions in-kind, the Portfolio may instead choose to raise cash to meet redemption requests through the sale of portfolio securities or permissible borrowings. If the Portfolio is forced to sell securities at an unfavorable time and/or under unfavorable conditions, such sales may adversely affect the Portfolio's NAV and may increase brokerage costs.

## EXCESSIVE TRADING

### Excessive and Short-Term Trading Policies and Procedures

The Trustees have adopted policies and procedures with respect to short-term and excessive trading of Portfolio shares (“excessive trading”). The Portfolio is intended for long-term investment purposes, and the Portfolio will take reasonable steps to attempt to detect and deter short-term and excessive trading. Transactions placed in violation of the Portfolio’s excessive trading policies and procedures may be cancelled or rescinded by the Portfolio by the next business day following receipt by the Portfolio. The trading history of accounts determined to be under common ownership or control within any of the Janus Henderson funds may be considered in enforcing these policies and procedures. As described below, the Portfolio may not be able to identify all instances of excessive trading or completely eliminate the possibility of excessive trading. In particular, it may be difficult to identify excessive trading in certain omnibus accounts and other accounts traded through intermediaries (such as insurance companies or plan sponsors). By their nature, omnibus accounts, in which purchases and redemptions of the Portfolio’s shares by multiple investors are aggregated by the intermediary and presented to the Portfolio on a net basis, may effectively conceal the identity of individual investors and their transactions from the Portfolio and its agents. This makes the elimination of excessive trading in the accounts impractical without the assistance of the intermediary.

The Janus Henderson funds attempt to deter excessive trading through at least the following methods:

- trade monitoring; and
- fair valuation of securities as described under “Pricing of Portfolio Shares.”

The Portfolio monitors for patterns of shareholder short-term trading and may suspend or permanently terminate the purchase and exchange privilege (if permitted by your insurance company or plan sponsor) of any investor who is identified as having a pattern of short-term trading. The Portfolio at all times reserves the right to reject any purchase or exchange request and to modify or terminate the purchase and exchange privileges for any investor for any reason without prior notice, in particular, if the trading activity in the account(s) is deemed to be disruptive to the Portfolio. For example, the Portfolio may refuse a purchase order if the investment personnel believe they would be unable to invest the money effectively in accordance with the Portfolio’s investment policies or the Portfolio would otherwise be adversely affected due to the size of the transaction, frequency of trading, or other factors.

The Portfolio’s Trustees may approve from time to time a redemption fee to be imposed by any Janus Henderson fund, subject to 60 days’ notice to shareholders of that fund.

Investors who place transactions through the same insurance company or plan sponsor on an omnibus basis may be deemed part of a group for the purpose of the Portfolio’s excessive trading policies and procedures and may be rejected in whole or in part by the Portfolio. The Portfolio, however, cannot always identify or reasonably detect excessive trading that may be facilitated by insurance companies or plan sponsors or made difficult to identify through the use of omnibus accounts by those intermediaries that transmit purchase, exchange, and redemption orders to the Portfolio, and thus the Portfolio may have difficulty curtailing such activity. Transactions accepted by an insurance company or plan sponsor in violation of the Portfolio’s excessive trading policies may be cancelled or revoked by the Portfolio by the next business day following receipt by the Portfolio.

In an attempt to detect and deter excessive trading in omnibus accounts, the Portfolio or its agents may require intermediaries to impose restrictions on the trading activity of accounts traded through those intermediaries. Such restrictions may include, but are not limited to, requiring that trades be placed by U.S. mail, prohibiting future purchases by investors who have recently redeemed Portfolio shares, requiring intermediaries to report information about customers who purchase and redeem large amounts, and similar restrictions. The Portfolio’s ability to impose such restrictions with respect to accounts traded through particular intermediaries may vary depending on the systems’ capabilities, applicable contractual and legal restrictions, and cooperation of those intermediaries.

Generally, the Portfolio’s excessive trading policies and procedures do not apply to (i) a money market fund, although money market funds at all times reserve the right to reject any purchase request (including exchange purchases, if permitted by your insurance company or plan sponsor) for any reason without prior notice; (ii) transactions in the Janus Henderson funds by a Janus Henderson “fund of funds,” which is a fund that primarily invests in other Janus Henderson funds; (iii) periodic rebalancing and identifiable transactions by certain funds of funds and asset allocation programs to realign portfolio investments with existing target allocations; and (iv) systematic purchase, exchange, or redemption programs.

The Portfolio's policies and procedures regarding excessive trading may be modified at any time by the Portfolio's Trustees.

### **Excessive Trading Risks**

Excessive trading may present risks to the Portfolio's long-term shareholders. Excessive trading into and out of the Portfolio may disrupt portfolio investment strategies, may create taxable gains to remaining Portfolio shareholders, and may increase Portfolio expenses, all of which may negatively impact investment returns for all remaining shareholders, including long-term shareholders.

Portfolios that invest in foreign securities may be at a greater risk for excessive trading. Investors may attempt to take advantage of anticipated price movements in securities held by a portfolio based on events occurring after the close of a foreign market that may not be reflected in the portfolio's NAV (referred to as "price arbitrage"). Such arbitrage opportunities may also arise in portfolios which do not invest in foreign securities, for example, when trading in a security held by a portfolio is halted and does not resume prior to the time the portfolio calculates its NAV (referred to as "stale pricing"). Portfolios that hold thinly-traded securities, such as certain small-capitalization securities, may be subject to attempted use of arbitrage techniques. To the extent that the Portfolio's valuation of a security differs from the security's market value, short-term arbitrage traders may dilute the NAV of the Portfolio, which negatively impacts long-term shareholders. Although the Portfolio has adopted valuation policies and procedures intended to reduce the Portfolio's exposure to price arbitrage, stale pricing, and other potential pricing inefficiencies, under such circumstances there is potential for short-term arbitrage trades to dilute the value of shares held by the Portfolio.

Although the Portfolio takes steps to detect and deter excessive trading pursuant to the policies and procedures described in this Prospectus and approved by the Trustees, there is no assurance that these policies and procedures will be effective in limiting excessive trading in all circumstances. For example, the Portfolio may be unable to completely eliminate the possibility of excessive trading in certain omnibus accounts and other accounts traded through intermediaries. Omnibus accounts may effectively conceal the identity of individual investors and their transactions from the Portfolio and its agents. This makes the Portfolio's identification of excessive trading transactions in the Portfolio through an omnibus account difficult and makes the elimination of excessive trading in the account impractical without the assistance of the intermediary. Moreover, the contract between an insurance company and the owner of a variable insurance contract may govern the frequency with which the contract owner may cause the insurance company to purchase or redeem shares of the Portfolio. Although the Portfolio encourages intermediaries to take necessary actions to detect and deter excessive trading, some intermediaries may be unable or unwilling to do so, and accordingly, the Portfolio cannot eliminate completely the possibility of excessive trading.

Shareholders that invest through an omnibus account should be aware that they may be subject to the policies and procedures of their insurance company or plan sponsor with respect to excessive trading in the Portfolio.

### **AVAILABILITY OF PORTFOLIO HOLDINGS INFORMATION**

The Mutual Fund Holdings Disclosure Policies and Procedures adopted by the Adviser and all mutual funds managed within the Janus Henderson fund complex are designed to be in the best interests of the portfolios and to protect the confidentiality of the portfolios' holdings. The following describes policies and procedures with respect to disclosure of portfolio holdings.

- **Full Holdings.** A schedule of the Portfolio's holdings, consisting of at least the names of the holdings, is generally available on a monthly basis with a 30-day lag and is posted under Full Holdings for the Portfolio at [janushenderson.com/VIT](http://janushenderson.com/VIT). A complete schedule of the Portfolio's holdings is also available semiannually and annually in shareholder reports and, after the first and third fiscal quarters, in Form N-PORT. Information reported in shareholder reports and in Form N-PORT will be made publicly available within 60 days after the end of the respective fiscal quarter. The Portfolio's shareholder reports and Form N-PORT filings are available on the SEC's website at <http://www.sec.gov>. In addition, the Portfolio's shareholder reports are available without charge, upon request, by calling a Janus Henderson representative at 1-877-335-2687 (toll free).
- **Top Holdings.** The Portfolio's top portfolio holdings, in order of position size and as a percentage of the Portfolio's total portfolio, are available monthly with a 15-day lag.
- **Other Information.** The Portfolio may occasionally provide security breakdowns (e.g., industry, sector, regional, market capitalization, and asset allocation) and specific portfolio level performance attribution information and statistics monthly

with a 15-day lag. Top/bottom equity securities ranked by performance attribution, including the percentage attribution to Portfolio performance, average Portfolio weighting, and other relevant data points, may be provided monthly with a 15-day lag.

The Adviser may exclude from publication on its websites all or any portion of portfolio holdings or change the time periods of disclosure as deemed necessary to protect the interests of the Janus Henderson funds. Under extraordinary circumstances, exceptions to the Mutual Fund Holdings Disclosure Policies and Procedures may be made by Janus Henderson's Chief Investment Officer, in consultation with the Portfolio's Chief Compliance Officer or a designee. Such exceptions may be made without prior notice to shareholders. A summary of the Portfolio's holdings disclosure policies and procedures, which includes a discussion of any exceptions, is contained in the Portfolio's SAI.

## **SHAREHOLDER COMMUNICATIONS**

Your insurance company or plan sponsor is responsible for providing annual and semiannual reports, including the financial statements of the Portfolio. These reports show the Portfolio's investments and the market value of such investments, as well as other information about the Portfolio and its operations. Please contact your insurance company or plan sponsor to obtain these reports. The Trust's fiscal year ends December 31.

## FINANCIAL HIGHLIGHTS

The financial highlights table is intended to help you understand the Portfolio's financial performance for the period ended December 31 of the fiscal years shown. Items "Net asset value, beginning of period" through "Net asset value, end of period" reflect financial results for a single Portfolio Share. The gross expense ratio reflects expenses prior to any expense offset arrangement and waivers (reimbursements), if applicable. The net expense ratio reflects expenses after any expense offset arrangement and waivers (reimbursements), if applicable. The information shown for the fiscal years ended December 31 has been audited by PricewaterhouseCoopers LLP, whose report, along with the Portfolio's financial statements, is included in the Annual Report, which is available upon request, and incorporated by reference into the SAI.

The total returns in the table represent the rate that an investor would have earned (or lost) on an investment in the Institutional Shares of the Portfolio (assuming reinvestment of all dividends and distributions) but do not include charges and expenses attributable to any insurance product. If these charges and expenses had been included, the performance for the years shown would be lower. "Total return" information may include adjustments in accordance with generally accepted accounting principles. As a result, returns may differ from returns for shareholder transactions.

### Research Portfolio – Institutional Shares

|  | Years ended December 31 |                |                |                |                |
|--|-------------------------|----------------|----------------|----------------|----------------|
|  | 2021                    | 2020           | 2019           | 2018           | 2017           |
| <b>Net asset value, beginning of period</b>                  | <b>\$49.35</b>          | <b>\$40.79</b> | <b>\$33.70</b> | <b>\$36.51</b> | <b>\$28.93</b> |
| <i><b>Income from investment operations:</b></i>             |                         |                |                |                |                |
| Net investment income/(loss) <sup>(1)</sup>                  | (0.01)                  | 0.14           | 0.21           | 0.19           | 0.16           |
| Net gain/(loss) on securities (both realized and unrealized) | 9.73                    | 12.20          | 11.26          | (0.94)         | 7.87           |
| <b>Total from investment operations</b>                      | <b>9.72</b>             | <b>12.34</b>   | <b>11.47</b>   | <b>(0.75)</b>  | <b>8.03</b>    |
| <i><b>Less distributions:</b></i>                            |                         |                |                |                |                |
| Dividends (from net investment income)                       | (0.05)                  | (0.18)         | (0.18)         | (0.21)         | (0.13)         |
| Distributions (from capital gains)                           | (2.71)                  | (3.60)         | (4.20)         | (1.85)         | (0.32)         |
| <b>Total distributions</b>                                   | <b>(2.76)</b>           | <b>(3.78)</b>  | <b>(4.38)</b>  | <b>(2.06)</b>  | <b>(0.45)</b>  |
| <b>Net asset value, end of period</b>                        | <b>\$56.31</b>          | <b>\$49.35</b> | <b>\$40.79</b> | <b>\$33.70</b> | <b>\$36.51</b> |
| <b>Total return<sup>(2)</sup></b>                            | <b>20.33%</b>           | <b>32.95%</b>  | <b>35.52%</b>  | <b>(2.58)%</b> | <b>27.88%</b>  |
| Net assets, end of period (in thousands)                     | \$519,679               | \$474,525      | \$398,888      | \$328,803      | \$379,048      |
| Average net assets for the period (in thousands)             | \$496,858               | \$414,413      | \$374,004      | \$380,194      | \$360,896      |
| Ratio of gross expenses to average net assets                | 0.60%                   | 0.60%          | 0.59%          | 0.58%          | 0.61%          |
| Ratio of net expenses to average net assets                  | 0.60%                   | 0.60%          | 0.59%          | 0.58%          | 0.61%          |
| Ratio of net investment income/(loss) to average net assets  | (0.01)%                 | 0.33%          | 0.55%          | 0.50%          | 0.48%          |
| Portfolio turnover rate                                      | 33%                     | 33%            | 38%            | 47%            | 55%            |

(1) Per share amounts are calculated using the average shares outstanding method.

(2) The return includes adjustments in accordance with generally accepted accounting principles required at period end date. Total return does not include fees, charges, or expenses imposed by the variable annuity and life insurance contracts for which Janus Aspen Series serves as an underlying investment vehicle.



## GLOSSARY OF INVESTMENT TERMS

---

This glossary provides a more detailed description of some of the types of securities, investment strategies, and other instruments in which the Portfolio may invest, as well as some general investment terms. The Portfolio may invest in these instruments to the extent permitted by its investment objective and policies. The Portfolio is not limited by this discussion and may invest in any other types of instruments not precluded by the policies discussed elsewhere in this Prospectus.

### EQUITY AND DEBT SECURITIES

**Average-Weighted Effective Maturity** is a measure of a bond's maturity. The stated maturity of a bond is the date when the issuer must repay the bond's entire principal value to an investor. Some types of bonds may also have an "effective maturity" that is shorter than the stated date due to prepayment or call provisions. Securities without prepayment or call provisions generally have an effective maturity equal to their stated maturity. Average-weighted effective maturity is calculated by averaging the effective maturity of bonds held by a Portfolio with each effective maturity "weighted" according to the percentage of net assets that it represents.

**Bank loans** include institutionally-traded floating and fixed-rate debt securities generally acquired as a participation interest in or assignment of a loan originated by a lender or financial institution. Assignments and participations involve credit, interest rate, and liquidity risk. Interest rates on floating rate securities adjust with interest rate changes and/or issuer credit quality. If a Portfolio purchases a participation interest, it may only be able to enforce its rights through the lender and may assume the credit risk of both the borrower and the lender. There are also risks involved in purchasing assignments. If a loan is foreclosed, a Portfolio may become part owner of any collateral securing the loan and may bear the costs and liabilities associated with owning and disposing of any collateral. The Portfolio could be held liable as a co-lender. In addition, there is no assurance that the liquidation of any collateral from a secured loan would satisfy a borrower's obligations or that any collateral could be liquidated. A Portfolio may have difficulty trading assignments and participations to third parties or selling such securities in secondary markets, which in turn may affect the Portfolio's NAV.

**Bonds** are debt securities issued by a company, municipality, government, or government agency. The issuer of a bond is required to pay the holder the amount of the loan (or par value of the bond) at a specified maturity and to make scheduled interest payments.

**Certificates of Participation ("COPs")** are certificates representing an interest in a pool of securities. Holders are entitled to a proportionate interest in the underlying securities.

**Collateralized Mortgage Obligations ("CMOs")** are a type of mortgage-backed security that are created by dividing the principal and interest payments collected on a pool of mortgages into several revenue streams (tranches) with different priority rights to portions of the underlying mortgage payments. Certain CMO tranches are frequently referred to as "mortgage derivatives" and may be extremely sensitive to changes in interest rates. The issuer of a series of CMOs may elect to be treated as a Real Estate Mortgage Investment Conduit ("REMIC"). A REMIC is a CMO that qualifies for special tax treatment and invests in certain mortgages principally secured by interests in real property and other permitted investments.

**Commercial paper** is a short-term debt obligation with a maturity ranging from 1 to 270 days issued by banks, corporations, and other borrowers to investors seeking to invest idle cash. A Portfolio may purchase commercial paper issued in private placements under Section 4(2) of the Securities Act of 1933, as amended (the "1933 Act").

**Common stocks** are equity securities representing shares of ownership in a company and usually carry voting rights and earn dividends. Unlike preferred stock, dividends on common stock are not fixed but are declared at the discretion of the issuer's board of directors.

**Convertible securities** are preferred stocks or bonds that pay a fixed dividend or interest payment and are convertible into common stock at a specified price or conversion ratio.

**Debt securities** are securities representing money borrowed that must be repaid at a later date. Such securities have specific maturities and usually a specific rate of interest or an original purchase discount.

**Depository receipts** are receipts for shares of a foreign-based corporation that entitle the holder to dividends and capital gains on the underlying security. Receipts include those issued by domestic banks (American Depositary Receipts), foreign banks (Global or European Depositary Receipts), and broker-dealers (depository shares).

**Duration** is a measurement of price sensitivity to interest rate changes. Unlike average maturity, duration reflects both principal and interest payments. Generally, the higher the coupon rate on a bond, the lower its duration will be. The duration



of a bond portfolio is calculated by averaging the duration of bonds held by a Portfolio with each duration “weighted” according to the percentage of net assets that it represents. Because duration accounts for interest payments, a Portfolio’s duration is usually shorter than its average maturity. Securities with longer durations tend to be more sensitive to changes in interest rates, and are usually more volatile than securities with shorter duration. For example, the price of a bond portfolio with an average duration of five years would be expected to fall approximately 5% if interest rates rose by one percentage point. A Portfolio with a longer portfolio duration is more likely to experience a decrease in its share price as interest rates rise.

**Equity securities** generally include domestic and foreign common stocks; preferred stocks; securities convertible into common stocks or preferred stocks; warrants to purchase common or preferred stocks; and other securities with equity characteristics.

**Exchange-traded funds (“ETFs”)** are index-based investment companies which hold substantially all of their assets in securities with equity characteristics. As a shareholder of another investment company, a Portfolio would bear its pro rata portion of the other investment company’s expenses, including advisory fees, in addition to the expenses the Portfolio bears directly in connection with its own operations.

**Fixed-income securities** are securities that pay a specified rate of return. The term generally includes short- and long-term government, corporate, and municipal obligations that pay a specified rate of interest, dividends, or coupons for a specified period of time. Coupon and dividend rates may be fixed for the life of the issue or, in the case of adjustable and floating rate securities, for a shorter period.

**High-yield/high-risk bonds** are bonds that are rated below investment grade by the primary rating agencies (i.e., BB+ or lower by Standard & Poor’s and Fitch, or Ba1 or lower by Moody’s). Other terms commonly used to describe such bonds include “lower rated bonds,” “non-investment grade bonds,” and “junk bonds.”

**Mortgage- and asset-backed securities** are shares in a pool of mortgages or other debt instruments. These securities are generally pass-through securities, which means that principal and interest payments on the underlying securities (less servicing fees) are passed through to shareholders on a pro rata basis. These securities involve both extension risk, where during periods of rising interest rates, certain debt obligations may be paid off substantially slower than originally expected, and prepayment risk, where during periods of falling interest rates, certain debt obligations may be paid off quicker than originally anticipated. In that case, a Portfolio may have to reinvest the proceeds from the securities at a lower rate. Potential market gains on a security subject to prepayment risk may be more limited than potential market gains on a comparable security that is not subject to prepayment risk. These risks may reduce a Portfolio’s returns.

**Mortgage dollar rolls** are transactions in which a Portfolio sells a mortgage-related security, such as a security issued by Government National Mortgage Association, to a dealer and simultaneously agrees to purchase a similar security (but not the same security) in the future at a predetermined price. A “dollar roll” can be viewed as a collateralized borrowing in which a Portfolio pledges a mortgage-related security to a dealer to obtain cash.

**Municipal securities** are bonds or notes issued by a U.S. state or political subdivision. A municipal security may be a general obligation backed by the full faith and credit (i.e., the borrowing and taxing power) of a municipality or a revenue obligation paid out of the revenues of a designated project, facility, or revenue source.

**Pass-through securities** are shares or certificates of interest in a pool of debt obligations that have been repackaged by an intermediary, such as a bank or broker-dealer.

**Passive foreign investment companies (“PFICs”)** are any foreign corporations which generate certain amounts of passive income or hold certain amounts of assets for the production of passive income. Passive income includes dividends, interest, royalties, rents, and annuities. To avoid taxes and interest that a Portfolio must pay if these investments are profitable, the Portfolio may make various elections permitted by the tax laws. These elections could require that a Portfolio recognize taxable income, which in turn must be distributed, before the securities are sold and before cash is received to pay the distributions.

**Pay-in-kind bonds** are debt securities that normally give the issuer an option to pay cash at a coupon payment date or give the holder of the security a similar bond with the same coupon rate and a face value equal to the amount of the coupon payment that would have been made.

**Preferred stocks** are equity securities that generally pay dividends at a specified rate and have preference over common stock in the payment of dividends and liquidation. Preferred stock generally does not carry voting rights.

**Private placements** are securities that are subject to legal and/or contractual restrictions on their sales. These securities may not be listed on an exchange and may have no active trading market. As a result of the absence of a public trading market, the prices of these securities may be more volatile and more difficult to determine than publicly traded securities and these securities may involve heightened risk as compared to investments in securities of publicly traded companies.

**Real estate investment trust (“REIT”)** is an investment trust that operates through the pooled capital of many investors who buy its shares. Investments are in direct ownership of either income property or mortgage loans. A REIT may be listed on an exchange or traded over-the-counter.

**Restricted securities** are securities acquired through nonpublic transactions that have limitations on their resale. Restricted securities are unregistered and may only be resold under certain circumstances as noted in Rule 144A of the 1933 Act.

**Senior securities** are securities that rank above an issuing company’s other securities in the event of a bankruptcy or liquidation, which means a Portfolio would be in line to receive repayment of its investment before certain of the company’s other creditors.

**Standby commitment** is a right to sell a specified underlying security or securities within a specified period of time and at an exercise price equal to the amortized cost of the underlying security or securities plus accrued interest, if any, at the time of exercise, that may be sold, transferred, or assigned only with the underlying security or securities. A standby commitment entitles the holder to receive same day settlement, and will be considered to be from the party to whom the investment company will look for payment of the exercise price.

**Step coupon bonds** trade at a discount from their face value and pay coupon interest. The coupon rate is low for an initial period and then increases to a higher coupon rate. The discount from the face amount or par value depends on the time remaining until cash payments begin, prevailing interest rates, liquidity of the security and the perceived credit quality of the issuer.

**Strip bonds** are debt securities that are stripped of their interest (usually by a financial intermediary) after the securities are issued. The market value of these securities generally fluctuates more in response to changes in interest rates than interest-paying securities of comparable maturity.

**“To be announced” or “TBA” commitments** are forward agreements for the purchase or sale of securities, including mortgage-backed securities, for a fixed price, with payment and delivery on an agreed upon future settlement date. The specific securities to be delivered are not identified at the trade date. However, delivered securities must meet specified terms, including issuer, rate, and mortgage terms. At the time the TBA commitment is made, the transaction is recorded and thereafter the value of such securities is reflected each day in determining a Portfolio’s net asset value (“NAV”). Because a Portfolio is generally not required to pay for the security until the settlement date, if the Portfolio remains substantially fully invested at a time when TBA commitment purchases are outstanding, the purchases may result in a form of leverage.

**U.S. Government securities** include direct obligations of the U.S. Government that are supported by its full faith and credit. Treasury bills have initial maturities of less than one year, Treasury notes have initial maturities of one to ten years, and Treasury bonds may be issued with any maturity but generally have maturities of at least ten years. U.S. Government securities also include indirect obligations of the U.S. Government that are issued by federal agencies and government sponsored entities. Unlike Treasury securities, agency securities generally are not backed by the full faith and credit of the U.S. Government. Some agency securities are supported by the right of the issuer to borrow from the Treasury, others are supported by the discretionary authority of the U.S. Government to purchase the agency’s obligations, and others are supported only by the credit of the sponsoring agency.

**Variable and floating rate securities** have variable or floating rates of interest and, under certain limited circumstances, may have varying principal amounts. Variable and floating rate securities pay interest at rates that are adjusted periodically according to a specified formula, usually with reference to some interest rate index or market interest rate (the “underlying index”). The floating rate tends to decrease the security’s price sensitivity to changes in interest rates.

**Warrants** are securities, typically issued with preferred stock or bonds, which give the holder the right to buy a proportionate amount of common stock at a specified price. The specified price is usually higher than the market price at the time of issuance of the warrant. The right may last for a period of years or indefinitely.

**Zero coupon bonds** are debt obligations that do not pay regular cash interest payments at regular intervals, but are issued at a discount from face value. The discount approximates the total amount of interest the security will accrue from the date of

issuance to maturity. The market value of these securities generally fluctuates more in response to changes in interest rates than interest-paying securities.

## FUTURES, OPTIONS, AND OTHER DERIVATIVES

**Credit default swaps** are a specific kind of counterparty agreement that allows the transfer of third party credit risk from one party to the other. One party in the swap is a lender and faces credit risk from a third party, and the counterparty in the credit default swap agrees to insure this risk in exchange for regular periodic payments.

**Derivatives** are instruments that have a value derived from, or directly linked to, an underlying asset (stock, bond, commodity, currency, interest rate or market index). Types of derivatives can include, but are not limited to options, forward currency contracts, swaps, and futures contracts.

**Equity-linked structured notes** are derivative securities which are specially designed to combine the characteristics of one or more underlying securities and their equity derivatives in a single note form. The return and/or yield or income component may be based on the performance of the underlying equity securities, an equity index, and/or option positions. Equity-linked structured notes are typically offered in limited transactions by financial institutions in either registered or non-registered form. An investment in equity-linked structured notes creates exposure to the credit risk of the issuing financial institution, as well as to the market risk of the underlying securities. There is no guaranteed return of principal with these securities, and the appreciation potential of these securities may be limited by a maximum payment or call right. In certain cases, equity-linked structured notes may be more volatile and less liquid than less complex securities or other types of fixed-income securities. Such securities may exhibit price behavior that does not correlate with other fixed-income securities.

**Equity swaps** involve the exchange by two parties of future cash flow (e.g., one cash flow based on a referenced interest rate and the other based on the performance of stock or a stock index).

**Forward contracts** are contracts to purchase or sell a specified amount of a financial instrument for an agreed upon price at a specified time. Forward contracts are not currently exchange-traded and are typically negotiated on an individual basis. A Portfolio may enter into forward currency contracts for investment purposes or to hedge against declines in the value of securities denominated in, or whose value is tied to, a currency other than the U.S. dollar or to reduce the impact of currency appreciation on purchases of such securities. It may also enter into forward contracts to purchase or sell securities or other financial indices.

**Futures contracts** are contracts that obligate the buyer to receive and the seller to deliver an instrument or money at a specified price on a specified date. A Portfolio may buy and sell futures contracts on foreign currencies, securities, and financial indices including indices of U.S. Government, foreign government, equity, or fixed-income securities. A Portfolio may also buy options on futures contracts. An option on a futures contract gives the buyer the right, but not the obligation, to buy or sell a futures contract at a specified price on or before a specified date. Futures contracts and options on futures are standardized and traded on designated exchanges. To the extent a Portfolio engages in futures contracts on foreign exchanges, such exchanges may not provide the same protection as U.S. exchanges.

**Indexed/structured securities** are typically short- to intermediate-term debt securities whose value at maturity or interest rate is linked to currencies, interest rates, equity securities, indices, commodity prices, or other financial indicators. Such securities may be positively or negatively indexed (e.g., their value may increase or decrease if the reference index or instrument appreciates). Indexed/structured securities may have return characteristics similar to direct investments in the underlying instruments and may be more volatile than the underlying instruments. A Portfolio bears the market risk of an investment in the underlying instruments, as well as the credit risk of the issuer.

**Inflation-linked swaps** involve the exchange by a Portfolio with another party of their respective commitments to pay or receive interest (e.g., an exchange of fixed rate payments for floating rate payments or an exchange of floating rate payments based on two different reference indices). By design, one of the reference indices is an inflation index, such as the Consumer Price Index.

**Interest rate swaps** involve the exchange by two parties of their respective commitments to pay or receive interest (e.g., an exchange of floating rate payments for fixed rate payments).

**Inverse floaters** are debt instruments whose interest rate bears an inverse relationship to the interest rate on another instrument or index. For example, upon reset, the interest rate payable on the inverse floater may go down when the

underlying index has risen. Certain inverse floaters may have an interest rate reset mechanism that multiplies the effects of change in the underlying index. Such mechanism may increase the volatility of the security's market value.

**Options** are the right, but not the obligation, to buy or sell a specified amount of securities or other assets on or before a fixed date at a predetermined price. A Portfolio may purchase and write put and call options on securities, securities indices, and foreign currencies. A Portfolio may purchase or write such options individually or in combination.

**Participatory notes** are derivative securities which are linked to the performance of an underlying Indian security and which allow investors to gain market exposure to Indian securities without trading directly in the local Indian market.

**Total return swaps** involve an exchange by two parties in which one party makes payments based on a set rate, either fixed or variable, while the other party makes payments based on the return of an underlying asset, which includes both the income it generates and any capital gains over the payment period. A fixed-income total return swap may be written on many different kinds of underlying reference assets, and may include different indices for various kinds of debt securities (e.g., U.S. investment grade bonds, high-yield bonds, or emerging market bonds).

## OTHER INVESTMENTS, STRATEGIES, AND/OR TECHNIQUES

**Cash sweep program** is an arrangement in which a Portfolio's uninvested cash balance is used to purchase shares of affiliated or non-affiliated money market funds or cash management pooled investment vehicles that operate pursuant to the provisions of the Investment Company Act of 1940, as amended (the "1940 Act"), that govern the operation of money market funds at the end of each day.

**Diversification** is a classification given to a fund under the 1940 Act. Portfolios are classified as either "diversified" or "nondiversified." To be classified as "diversified" under the 1940 Act, a portfolio may not, with respect to 75% of its total assets, invest more than 5% of its total assets in any issuer and may not own more than 10% of the outstanding voting securities of an issuer. A portfolio that is classified as "nondiversified" under the 1940 Act, on the other hand, has the flexibility to take larger positions in issuers than a portfolio that is classified as "diversified." However, because the appreciation or depreciation of a single security may have a greater impact on the net asset value of a portfolio which is classified as nondiversified, its share price can be expected to fluctuate more than a comparable portfolio which is classified as diversified.

**Industry concentration** for purposes under the 1940 Act is the investment of 25% or more of a Portfolio's total assets in an industry or group of industries.

**Leverage** is investment exposure which exceeds the initial amount invested. Leverage occurs when a Portfolio increases its assets available for investment using reverse repurchase agreements or other similar transactions. In addition, other investment techniques, such as short sales and certain derivative transactions, can create a leveraging effect. Engaging in transactions using leverage or those having a leveraging effect subjects a Portfolio to certain risks. Leverage can magnify the effect of any gains or losses, causing a Portfolio to be more volatile than if it had not been leveraged. Certain commodity-linked derivative investments may subject a Portfolio to leveraged market exposure to commodities. In addition, a Portfolio's assets that are used as collateral to secure short sale transactions may decrease in value while the short positions are outstanding, which may force the Portfolio to use its other assets to increase collateral. There is no assurance that a leveraging strategy will be successful.

**Market capitalization** is the most commonly used measure of the size and value of a company. It is computed by multiplying the current market price of a share of the company's stock by the total number of its shares outstanding. Market capitalization is an important investment criterion for certain portfolios, while others do not emphasize investments in companies of any particular size.

**Repatriation** is the ability to move liquid financial assets from a foreign country to an investor's country of origin.

**Repurchase agreements** involve the purchase of a security by a Portfolio and a simultaneous agreement by the seller (generally a bank or dealer) to repurchase the security from the Portfolio at a specified date or upon demand. This technique offers a method of earning income on idle cash. These securities involve the risk that the seller will fail to repurchase the security, as agreed. In that case, a Portfolio will bear the risk of market value fluctuations until the security can be sold and may encounter delays and incur costs in liquidating the security.

**Reverse repurchase agreements** involve the sale of a security by a Portfolio to another party (generally a bank or dealer) in return for cash and an agreement by the Portfolio to buy the security back at a specified price and time. This technique will be used primarily to provide cash to satisfy unusually high redemption requests, or for other temporary or emergency purposes.

**Short sales** in which a Portfolio may engage may be either “short sales against the box” or other short sales. Short sales against the box involve selling short a security that a Portfolio owns, or a Portfolio has the right to obtain the amount of the security sold short at a specified date in the future. A Portfolio may also enter into a short sale to hedge against anticipated declines in the market price of a security or to reduce portfolio volatility. If the value of a security sold short increases prior to the scheduled delivery date, the Portfolio loses the opportunity to participate in the gain. For short sales, the Portfolio will incur a loss if the value of a security increases during this period because it will be paying more for the security than it has received from the purchaser in the short sale. If the price declines during this period, a Portfolio will realize a short-term capital gain. Although a Portfolio’s potential for gain as a result of a short sale is limited to the price at which it sold the security short less the cost of borrowing the security, its potential for loss is theoretically unlimited because there is no limit to the cost of replacing the borrowed security.

**When-issued, delayed delivery, and forward commitment transactions** generally involve the purchase of a security with payment and delivery at some time in the future – i.e., beyond normal settlement. A Portfolio does not earn interest on such securities until settlement and bears the risk of market value fluctuations in between the purchase and settlement dates. New issues of stocks and bonds, private placements, and U.S. Government securities may be sold in this manner.

This page intentionally left blank.

This page intentionally left blank.

You can make inquiries and request other information, including a Statement of Additional Information, annual report, or semiannual report (as they become available), free of charge, by contacting your insurance company or plan sponsor, or by contacting a Janus Henderson representative at 1-877-335-2687. The Portfolio's Statement of Additional Information and most recent annual and semiannual reports are also available, free of charge, at [janushenderson.com/VIT](http://janushenderson.com/VIT). Additional information about the Portfolio's investments is available in the Portfolio's annual and semiannual reports. In the Portfolio's annual report, you will find a discussion of the market conditions and investment strategies that significantly affected the Portfolio's performance during its last fiscal period. Other information is also available from financial intermediaries that sell Shares of the Portfolio.

The Statement of Additional Information provides detailed information about the Portfolio and is incorporated into this Prospectus by reference. Reports and other information about the Portfolio are available on the Electronic Data Gathering Analysis and Retrieval (EDGAR) Database on the SEC's website at <http://www.sec.gov>. You may obtain copies of this information, after paying a duplicating fee, by electronic request at the following e-mail address: [publicinfo@sec.gov](mailto:publicinfo@sec.gov).

## Janus Henderson

---

INVESTORS

**[janushenderson.com/VIT](http://janushenderson.com/VIT)**

151 Detroit Street  
Denver, CO 80206-4805  
1-877-335-2687



Janus Henderson Forty Portfolio . . . . .

**Institutional Shares**  
**Ticker**  
JACAX

# Janus Aspen Series

Prospectus

This Prospectus describes Janus Henderson Forty Portfolio (the “Portfolio”), a series of Janus Aspen Series (the “Trust”). Janus Henderson Investors US LLC (*formerly* Janus Capital Management LLC) (the “Adviser”) serves as investment adviser to the Portfolio. The Portfolio currently offers two classes of shares. The Institutional Shares (the “Shares”) are offered by this Prospectus in connection with investment in and payments under variable annuity contracts and variable life insurance contracts (collectively, “variable insurance contracts”), as well as certain qualified retirement plans.

This Prospectus contains information that a prospective purchaser of a variable insurance contract or plan participant should consider in conjunction with the accompanying separate account prospectus of the specific insurance company product before allocating purchase payments or premiums to the Portfolio. Each variable insurance contract involves fees and expenses that are not described in this Prospectus. Refer to the accompanying contract prospectus for information regarding contract fees and expenses and any restrictions on purchases or allocations.

For the purpose of this Prospectus, any reference to the “Janus Henderson funds” is inclusive of all series of the Trust, collectively, unless otherwise noted in this Prospectus.

# TABLE OF CONTENTS

---

|   |    |
|---|----|
| PORTFOLIO SUMMARY   |    |
| Janus Henderson Forty Portfolio . . . . .                                       | 2  |
| ADDITIONAL INFORMATION ABOUT THE PORTFOLIO                                      |    |
| Fees and expenses . . . . .   | 6  |
| Additional investment strategies and general portfolio policies . . . . .       | 6  |
| Risks of the Portfolio . . . . .  | 11 |
| MANAGEMENT OF THE PORTFOLIO   |    |
| Investment adviser . . . . .  | 17 |
| Management expenses . . . . .   | 17 |
| Investment personnel . . . . .  | 19 |
| OTHER INFORMATION . . . . .   | 20 |
| DISTRIBUTIONS AND TAXES . . . . .   | 21 |
| SHAREHOLDER'S GUIDE   |    |
| Pricing of portfolio shares . . . . .   | 22 |
| Administrative fees . . . . .   | 23 |
| Payments to financial intermediaries by the Adviser or its affiliates . . . . . | 23 |
| Purchases . . . . .   | 24 |
| Redemptions . . . . .   | 25 |
| Excessive trading . . . . .   | 26 |
| Shareholder communications . . . . .  | 28 |
| FINANCIAL HIGHLIGHTS . . . . .  | 29 |
| GLOSSARY OF INVESTMENT TERMS . . . . .  | 30 |

## PORTFOLIO SUMMARY

### Janus Henderson Forty Portfolio

Ticker: JACAX Institutional Shares

#### INVESTMENT OBJECTIVE

Janus Henderson Forty Portfolio (“Forty Portfolio”) seeks long-term growth of capital.

#### FEES AND EXPENSES OF THE PORTFOLIO

This table describes the fees and expenses that you may pay if you buy and hold Shares of the Portfolio. **Owners of variable insurance contracts that invest in the Shares should refer to the variable insurance contract prospectus for a description of fees and expenses, as the following table and examples do not reflect deductions at the separate account level or contract level for any charges that may be incurred under a contract. Inclusion of these charges would increase the fees and expenses described below.**

##### ANNUAL FUND OPERATING EXPENSES

(expenses that you pay each year as a percentage of the value of your investment)

|                                      |       |
|--------------------------------------|-------|
| Management Fees <sup>(1)</sup>       | 0.70% |
| Other Expenses                       | 0.07% |
| Total Annual Fund Operating Expenses | 0.77% |

(1) This fee may adjust up or down monthly based on the Portfolio's performance relative to its benchmark index over the performance measurement period. For more information regarding performance-based advisory fees, refer to “Management Expenses” in the Portfolio's Prospectus.

##### EXAMPLE:

The Example is intended to help you compare the cost of investing in the Portfolio with the cost of investing in other mutual funds. The Example assumes that you invest \$10,000 in the Portfolio for the time periods indicated, reinvest all dividends and distributions, and then redeem all of your Shares at the end of each period. The Example also assumes that your investment has a 5% return each year and that the Portfolio's operating expenses remain the same. Although your actual costs may be higher or lower, based on these assumptions your costs would be:

|                      | 1 Year | 3 Years | 5 Years | 10 Years |
|----------------------|--------|---------|---------|----------|
| Institutional Shares | \$ 79  | \$ 246  | \$ 428  | \$ 954   |

**Portfolio Turnover:** The Portfolio pays transaction costs, such as commissions, when it buys and sells securities (or “turns over” its portfolio). A higher portfolio turnover rate may indicate higher transaction costs. These costs, which are not reflected in annual fund operating expenses or in the Example, affect the Portfolio's performance. During the most recent fiscal year, the Portfolio's turnover rate was 31% of the average value of its portfolio.

#### PRINCIPAL INVESTMENT STRATEGIES

The Portfolio pursues its investment objective by normally investing primarily in a core group of 30-40 common stocks selected for their growth potential. The Portfolio may invest in companies of any size, but will invest primarily in larger, well-established companies. The Portfolio may also invest in foreign securities, which may include investments in emerging markets. The Portfolio is classified as nondiversified, which allows it to hold larger positions in companies, compared to a portfolio that is classified as diversified. As of December 31, 2021, the Portfolio held stocks of 40 companies. Of these holdings, 30 comprised approximately 89.10% of the Portfolio's holdings.

The portfolio managers apply a “bottom up” approach that focuses on fundamental research and considers, among other factors, a company's sustainable competitive advantages, long-term growth potential, and shareholder value. The Portfolio generally sells a security when, in the portfolio managers' opinion, there is a deterioration in a company's financials, the investment thesis for owning the position has changed, or if the security exceeds its targeted value.

The Portfolio may lend portfolio securities on a short-term or long-term basis to certain qualified broker-dealers and institutions, in an amount equal to up to one-third of its total assets as determined at the time of the loan origination.

## PRINCIPAL INVESTMENT RISKS

The biggest risk is that the Portfolio's returns will vary, and you could lose money. The Portfolio is designed for long-term investors seeking an equity portfolio, including common stocks. Common stocks tend to be more volatile than many other investment choices. The principal risks associated with investing in the Portfolio are set forth below.

**Market Risk.** The market value of the Portfolio's investments, and therefore the value of the Portfolio's shares, may decrease if the value of an individual company or security, or multiple companies or securities, decreases or if the portfolio managers' belief about an investment's intrinsic worth is incorrect. Further, regardless of how well individual companies or securities perform, the value of the Portfolio's holdings could also decrease if there are deteriorating economic or market conditions. It is important to understand that the value of your investment may fall, sometimes sharply, in response to changes in the market, and you could lose money. Market risk may affect a single issuer, industry, economic sector, or the market as a whole. Market risk may be magnified if certain social, political, economic, and other conditions and events (such as terrorism, conflicts, including related sanctions, social unrest, natural disasters, epidemics and pandemics, including COVID-19) adversely interrupt the global economy and financial markets.

**Portfolio Management Risk.** The Portfolio is an actively managed investment portfolio and is therefore subject to the risk that the investment strategies employed for the Portfolio may fail to produce the intended results. The Portfolio may underperform its benchmark index or other mutual funds with similar investment objectives.

**Growth Securities Risk.** Securities of companies perceived to be "growth" companies may be more volatile than other stocks and may involve special risks. If the portfolio managers' perception of a company's growth potential is not realized, the securities purchased may not perform as expected, reducing the Portfolio's returns. In addition, because different types of stocks tend to shift in and out of favor depending on market and economic conditions, "growth" stocks may perform differently from the market as a whole and other types of securities.

**Nondiversification Risk.** The Portfolio is classified as nondiversified under the Investment Company Act of 1940, as amended. This gives the portfolio managers more flexibility to hold larger positions in securities. As a result, an increase or decrease in the value of a single security held by the Portfolio may have a greater impact on the Portfolio's net asset value and total return.

**Issuer Concentration Risk.** The Portfolio's holdings may be comprised of a relatively small number of issuers in comparison to other funds. As a result, the Portfolio may be subject to greater risks than a portfolio that invests in a greater number of issuers. A change in the value of any single investment held by the Portfolio may affect the overall value of the Portfolio more than it would affect a portfolio that holds more investments. In particular, the Portfolio may be more susceptible to adverse developments affecting any single issuer in the Portfolio and may be susceptible to greater losses because of these developments. The Portfolio's policy of concentrating its portfolio in a smaller number of holdings could result in more volatility in the Portfolio's performance and share price. Since the Portfolio normally invests primarily in a core portfolio of 30-40 common stocks, this risk may be increased.

**Mid-Sized Companies Risk.** Investments in securities issued by mid-sized companies may involve greater risks than are customarily associated with larger, more established companies. Securities issued by mid-sized companies tend to be more volatile than securities issued by larger or more established companies and may underperform as compared to the securities of larger or more established companies.

**Foreign Exposure Risk.** Foreign markets, including emerging markets, can be more volatile than the U.S. market. As a result, the Portfolio's returns and net asset value may be affected by fluctuations in currency exchange rates or political or economic conditions in a particular country. In some foreign markets, there may not be protection against failure by other parties to complete transactions. It may not be possible for the Portfolio to repatriate capital, dividends, interest, and other income from a particular country or governmental entity. In addition, a market swing in one or more countries or regions where the Portfolio has invested a significant amount of its assets may have a greater effect on the Portfolio's performance than it would in a more geographically diversified portfolio. The Portfolio's investments in emerging market countries, if any, may involve risks greater than, or in addition to, the risks of investing in more developed countries.

**Securities Lending Risk.** There is the risk that when portfolio securities are lent, the securities may not be returned on a timely basis, and the Portfolio may experience delays and costs in recovering the security or gaining access to the collateral provided to the Portfolio to collateralize the loan. If the Portfolio is unable to recover a security on loan, the Portfolio may

use the collateral to purchase replacement securities in the market. There is a risk that the value of the collateral could decrease below the cost of the replacement security by the time the replacement investment is made, resulting in a loss to the Portfolio.

**Industry and Sector Risk.** Although the Portfolio does not concentrate its investments in specific industries or sectors, it may have a significant portion of its assets invested in securities of companies conducting similar business, or business within the same economic sector. Companies in the same industry or economic sector may be similarly affected by economic or market events, making the Portfolio more vulnerable to unfavorable developments than funds that invest more broadly. As the Portfolio's holdings become more concentrated, the Portfolio is less able to spread risk and potentially reduce the risk of loss and volatility. In addition, the Portfolio may be overweight or underweight in certain industries or sectors relative to its benchmark index, which may cause the Portfolio's performance to be more or less sensitive to developments affecting those sectors.

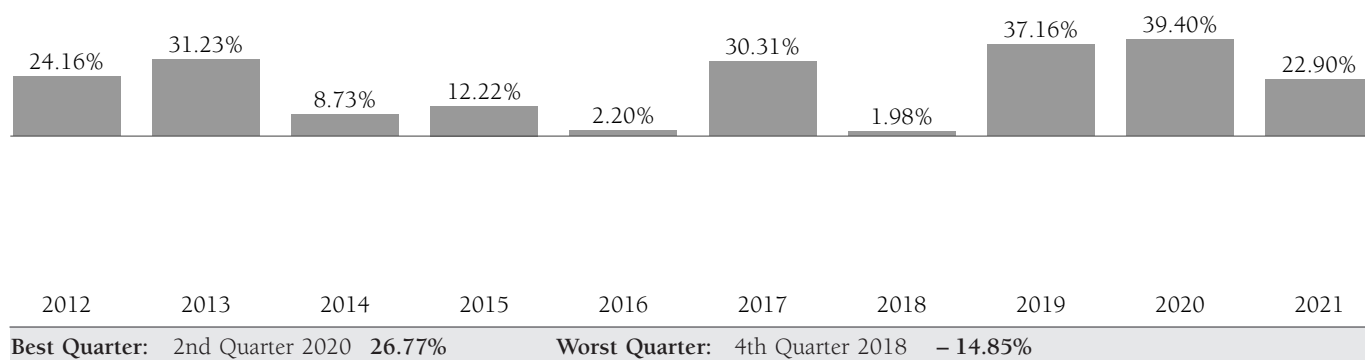
*An investment in the Portfolio is not a bank deposit and is not insured or guaranteed by the Federal Deposit Insurance Corporation or any other government agency.*

## PERFORMANCE INFORMATION

The following information provides some indication of the risks of investing in the Portfolio by showing how the Portfolio's performance has varied over time. The bar chart depicts the change in performance from year to year during the periods indicated, but does not include charges or expenses attributable to any insurance product, which would lower the performance illustrated. The Portfolio does not impose any sales or other charges that would affect total return computations. Total return figures include the effect of the Portfolio's expenses. The table compares the average annual returns for the Institutional Shares of the Portfolio for the periods indicated to a broad-based securities market index, as well as to one or more supplemental indices that have investment characteristics similar to those of the Portfolio. All figures assume reinvestment of dividends and distributions.

*The Portfolio's past performance does not necessarily indicate how it will perform in the future. Updated performance information is available at [janushenderson.com/VITperformance](http://janushenderson.com/VITperformance) or by calling 1-877-335-2687.*

### Annual Total Returns for Institutional Shares (calendar year-end)



**Average Annual Total Returns** (periods ended 12/31/21)

|  | 1 Year | 5 Years | 10 Years | Since Inception (5/1/97) |
|--|--------|---------|----------|--------------------------|
| <b>Forty Portfolio</b>   |        |         |          |                          |
| <b>Institutional Shares</b>  | 22.90% | 25.58%  | 20.29%   | 13.45%                   |
| Russell 1000® Growth Index<br>(reflects no deduction for fees, expenses, or taxes) | 27.60% | 25.32%  | 19.79%   | 10.18%                   |
| S&P 500® Index<br>(reflects no deduction for fees, expenses, or taxes)             | 28.71% | 18.47%  | 16.55%   | 9.53%                    |

The Portfolio's primary benchmark index is the Russell 1000 Growth Index. The Portfolio also compares its performance to the S&P 500 Index. The Russell 1000 Growth Index is used to calculate the Portfolio's performance fee adjustment. The indices are described below.

- The Russell 1000 Growth Index measures the performance of those Russell 1000 companies with higher price-to-book ratios and higher forecasted growth values.
- The S&P 500 Index is a commonly recognized, market capitalization-weighted index of 500 widely held equity securities, designed to measure broad U.S. equity performance.

**MANAGEMENT**

**Investment Adviser:** Janus Henderson Investors US LLC

**Portfolio Managers:** **A. Douglas Rao** is Executive Vice President and Co-Portfolio Manager of the Portfolio, which he has managed or co-managed since June 2013. **Brian Recht** is Executive Vice President and Co-Portfolio Manager of the Portfolio, which he has co-managed since March 2022. **Nick Schommer**, CFA, is Executive Vice President and Co-Portfolio Manager of the Portfolio, which he has co-managed since January 2016.

**PURCHASE AND SALE OF PORTFOLIO SHARES**

Purchases of Shares may be made only by the separate accounts of insurance companies for the purpose of funding variable insurance contracts or by certain qualified retirement plans. Redemptions, like purchases, may be effected only through the separate accounts of participating insurance companies or through qualified retirement plans. Requests are duly processed at the NAV next calculated after your order is received in good order by the Portfolio or its agents. Refer to the appropriate separate account prospectus or plan documents for details.

**TAX INFORMATION**

Because Shares of the Portfolio may be purchased only through variable insurance contracts and certain qualified retirement plans, it is anticipated that any income dividends or net capital gains distributions made by the Portfolio will be exempt from current federal income taxation if left to accumulate within the variable insurance contract or qualified retirement plan. The federal income tax status of your investment depends on the features of your qualified retirement plan or variable insurance contract.

**PAYMENTS TO INSURERS, BROKER-DEALERS, AND OTHER FINANCIAL INTERMEDIARIES**

Portfolio shares are generally available only through an insurer's variable contracts, or through certain employer or other retirement plans (Retirement Products). Retirement Products are generally purchased through a broker-dealer or other financial intermediary. The Portfolio or its distributor (or its affiliates) may make payments to the insurer and/or its related companies for distribution and/or other services; some of the payments may go to broker-dealers and other financial intermediaries. These payments may create a conflict of interest for an intermediary, or be a factor in the insurer's decision to include the Portfolio as an underlying investment option in a variable contract. Ask your financial advisor, visit your intermediary's website, or consult your insurance contract prospectus for more information.

## ADDITIONAL INFORMATION ABOUT THE PORTFOLIO

---

### FEES AND EXPENSES

Please refer to the following important information when reviewing the “Fees and Expenses of the Portfolio” table in the Portfolio Summary of the Prospectus. The fees and expenses shown were determined based on average net assets as of the fiscal year ended December 31, 2021.

- “Annual Fund Operating Expenses” are paid out of the Portfolio’s assets and include fees for portfolio management and administrative services, including recordkeeping, subaccounting, and other shareholder services. You do not pay these fees directly but, as the Example in the Portfolio Summary shows, these costs are borne indirectly by all shareholders.
- The “Management Fee” is the investment advisory fee rate paid by the Portfolio to the Adviser. Forty Portfolio pays an investment advisory fee rate that adjusts up or down by a variable rate of up to 0.15% (assuming constant assets) on a monthly basis based upon the Portfolio’s performance relative to its benchmark index during a measurement period. This base fee rate, prior to any performance adjustment, is 0.64%. Refer to “Management Expenses” in this Prospectus for additional information with further description in the Statement of Additional Information (“SAI”).
- “Other Expenses”
  - include an administrative services fee of 0.05% of the average daily net assets to compensate insurance companies or other financial intermediaries for services provided to contract owners and plan participants.
  - include acquired fund fees and expenses, which are indirect expenses the Portfolio may incur as a result of investing in shares of an underlying fund, to the extent such expenses are less than 0.01%. “Acquired Fund” refers to any underlying fund (including, but not limited to, exchange-traded funds) in which a portfolio invests or has invested during the period. To the extent that the Portfolio invests in Acquired Funds, the Portfolio’s “Total Annual Fund Operating Expenses” may not correlate to the “Ratio of gross expenses to average net assets” presented in the Financial Highlights table because that ratio includes only the direct operating expenses incurred by the Portfolio, not the indirect costs of investing in Acquired Funds. Such amounts are less than 0.01%.
  - may include reimbursement to Janus Henderson Services US LLC (the “Transfer Agent”), the Portfolio’s transfer agent, of its out-of-pocket costs for serving as transfer agent and providing servicing to shareholders, including servicing provided by third parties.
  - may include any other transfer agent fees and expenses, custodian fees and expenses, legal and auditing fees, printing and mailing costs of sending reports and other information to existing shareholders, and Independent Trustees’ fees and expenses.
- All expenses in the Portfolio’s “Fees and Expenses of the Portfolio” table are shown without the effect of expense offset arrangements. Pursuant to such arrangements, credits realized as a result of uninvested cash balances are used to reduce custodian and transfer agent expenses.

### ADDITIONAL INVESTMENT STRATEGIES AND GENERAL PORTFOLIO POLICIES

The Portfolio’s Board of Trustees (“Trustees”) may change the Portfolio’s investment objective or non-fundamental principal investment strategies without a shareholder vote. The Portfolio will notify you in writing at least 60 days before making any such change it considers material. If there is a material change to the Portfolio’s investment objective or principal investment strategies, you should consider whether the Portfolio remains an appropriate investment for you. There is no guarantee that the Portfolio will achieve its investment objective.

Unless otherwise stated, the following section provides additional information about the investment strategies and general policies that are summarized in the Portfolio Summary section, including the types of securities the Portfolio may invest in when pursuing its investment objective. This section also describes investment strategies and policies that the Portfolio may use to a lesser extent. These non-principal investment strategies and policies may become more important in the future since the Portfolio’s composition can change over time. Except for the Portfolio’s policies with respect to illiquid investments and borrowing, the percentage limitations included in these policies and elsewhere in this Prospectus and/or the SAI normally apply only at the time of purchase of a security. So, for example, if the Portfolio exceeds a limit, other than illiquid investments and borrowing, as a result of market fluctuations or the sale of other securities, it will not be required to dispose of any securities. The “Glossary of Investment Terms” includes descriptions of investment terms used throughout the Prospectus.



## **Security Selection**

The Portfolio pursues its investment objective by normally investing primarily in a core group of 30-40 common stocks selected for their growth potential. The portfolio managers apply a “bottom up” approach that focuses on fundamental research and considers, among other factors, a company’s sustainable competitive advantages, long-term growth potential, and shareholder value. The Portfolio generally sells a security when, in the portfolio managers’ opinion, there is a deterioration in a company’s financial, the investment thesis for owning the position has changed, or if the security exceeds its targeted value.

## **Cash Position**

The Portfolio may not always stay fully invested. For example, when the portfolio managers believe that market conditions are unfavorable for investing, or when they are otherwise unable to locate attractive investment opportunities, the Portfolio’s cash or similar investments may increase. When the Portfolio’s investments in cash or similar investments increase, it may not participate in market advances or declines to the same extent that it would if the Portfolio remained more fully invested. To the extent the Portfolio invests its uninvested cash through a sweep program (meaning its uninvested cash is pooled with uninvested cash of other funds and invested in certain securities such as repurchase agreements), it is subject to the risks of the account or fund into which it is investing, including liquidity issues that may delay the Portfolio from accessing its cash.

In addition, the Portfolio may temporarily increase its cash position under certain unusual circumstances, such as to protect its assets or maintain liquidity in certain circumstances to meet unusually large redemptions. The Portfolio’s cash position may also increase temporarily due to unusually large cash inflows. Under unusual circumstances such as these, the Portfolio may invest up to 100% of its assets in cash or similar investments. In this case, the Portfolio may take positions that are inconsistent with its investment policies. As a result, the Portfolio may not achieve its investment objective.

## **Emerging Markets**

Within the parameters of its specific investment policies, the Portfolio may invest in securities of issuers or companies from or with exposure to one or more “developing countries” or “emerging market countries.” Such countries include, but are not limited to, countries included in the MSCI Emerging Markets Index<sup>SM</sup>.

## **Foreign Securities**

The Portfolio may invest in foreign securities. The portfolio managers seek investments that meet the selection criteria, regardless of where an issuer or company is located. Foreign securities are generally selected on a security-by-security basis without regard to any predetermined allocation among countries or geographic regions. However, certain factors, such as expected levels of inflation, government policies influencing business conditions, the outlook for currency relationships, and prospects for economic growth among countries, regions, or geographic areas, may warrant greater consideration in selecting foreign securities. There are no limitations on the countries in which the Portfolio may invest and the Portfolio may at times have significant foreign exposure, including exposure to emerging markets.

## **High-Yield/High-Risk Bonds**

A high-yield/high-risk bond (also known as a “junk” bond) is a bond rated below investment grade by major rating agencies (i.e., BB+ or lower by Standard & Poor’s Ratings Services (“Standard & Poor’s”) and Fitch, Inc. (“Fitch”), or Ba1 or lower by Moody’s Investors Service, Inc. (“Moody’s”)) or is an unrated bond of similar quality. It presents greater risk of default (the failure to make timely interest and principal payments) than higher quality bonds.

## **Illiquid Investments**

The Portfolio will not acquire any illiquid investment if, immediately after the acquisition, the Portfolio would have invested more than 15% of its net assets in illiquid investments that are assets. An illiquid investment is any investment that the Portfolio reasonably expects cannot be sold or disposed of in current market conditions in seven calendar days or less without the sale or disposition significantly changing the market value of the investment.

## **Initial Public Offerings and Secondary Offerings**

The Portfolio may purchase shares issued as part of, or a short period after, a company’s initial public offering (“IPO”), and may at times dispose of those shares shortly after their acquisition. An IPO is the first sale of stock by a private company to the public. IPOs are often issued by smaller, younger companies seeking the capital to expand, but can also be done by large privately-owned companies looking to become publicly traded. The Portfolio may also purchase shares in offerings made by companies that are publicly traded (“secondary offerings”). Secondary offerings may be made by companies for a number of reasons, including as part of a refinancing, to raise capital for growth, and/or to provide existing shareholders with a way to register and sell restricted shares.

## **Nondiversification**

Diversification is a way to reduce risk by investing in a broad range of stocks or other securities. The Portfolio is classified as “nondiversified.” A portfolio that is classified as “nondiversified” has the ability to take larger positions in issuers than a portfolio that is classified as “diversified.” This gives a portfolio which is classified as nondiversified more flexibility to focus its investments in companies that the portfolio managers have identified as the most attractive for the investment objective and strategy of the portfolio. However, because the appreciation or depreciation of a single security may have a greater impact on the net asset value of a portfolio which is classified as nondiversified, its share price can be expected to fluctuate more than a comparable portfolio which is classified as diversified. This fluctuation, if significant, may affect the performance of the portfolio.

## **Portfolio Turnover**

In general, the Portfolio intends to purchase securities for long-term investment, although, to a limited extent, the Portfolio may purchase securities in anticipation of relatively short-term gains. Short-term transactions may also result from liquidity needs, securities having reached a price or yield objective, changes in interest rates or the credit standing of an issuer, or by reason of economic or other developments not foreseen at the time of the initial investment decision. The Portfolio may also sell one security and simultaneously purchase the same or a comparable security to take advantage of short-term differentials in bond yields or securities prices. Portfolio turnover is affected by market conditions, changes in the size of the Portfolio (including due to shareholder purchases and redemptions), the nature of the Portfolio's investments, and the investment style of the portfolio managers. Changes are normally made in the Portfolio's holdings whenever the portfolio managers believe such changes are desirable. Portfolio turnover rates are generally not a factor in making buy and sell decisions for the Portfolio.

Increased portfolio turnover may result in higher costs for brokerage commissions, dealer mark-ups, and other transaction costs. Higher costs associated with increased portfolio turnover also may have a negative effect on the Portfolio's performance. The “Financial Highlights” section of this Prospectus shows the Portfolio's historical turnover rates.

## **Real Estate-Related Securities**

The Portfolio may invest in equity and debt securities of real estate-related companies. Such companies may include those in the real estate industry or real estate-related industries. These securities may include common stocks, preferred stocks, and other securities, including, but not limited to, mortgage-backed securities, real estate-backed securities, securities of real estate investment trusts (“REITs”) and similar REIT-like entities (such as real estate operation companies (“REOCs”)). A REIT is an entity that invests in real estate-related projects, such as properties, mortgage loans, and construction loans. REITs are often categorized as equity REITs, mortgage REITs, and hybrid REITs. An equity REIT, the most common type of REIT, invests primarily in the fee ownership of land and buildings. An equity REIT derives its income primarily from rental income but may also realize capital gains or losses by selling real estate properties in its portfolio that have appreciated or depreciated in value. A mortgage REIT invests primarily in mortgages on real estate, which may secure construction, development, or long-term loans. A mortgage REIT generally derives its income from interest payments on the credit it has extended. A hybrid REIT combines the characteristics of equity REITs and mortgage REITs, generally by holding both ownership interests and mortgage interests in real estate.

Similar to REITs, REOCs are publicly-traded real estate companies that typically engage in the development, management or financing of real estate, such as homebuilders, hotel management companies, land developers and brokers. REOCs, however, have not elected (or are not eligible) to be taxed as a REIT. The reasons for not making such an election include the (i) availability of tax-loss carry-forwards, (ii) operation in non-REIT-qualifying lines of business, and (iii) ability to retain earnings. Instead, REOCs are generally structured as “C” corporations under the Internal Revenue Code and, as a result, are not required to distribute any portion of their income. In this regard, although REOCs do not receive the same favorable tax treatment that is accorded to REITs, REOCs are typically subject to fewer restrictions than REITs, including the ability to retain and/or reinvest funds from operations and more flexibility in terms of the real estate investments they can make.

## **Securities Lending**

The Portfolio may seek to earn additional income through lending its securities to certain qualified broker-dealers and institutions on a short-term or long-term basis. The Portfolio may lend portfolio securities on a short-term or long-term basis, in an amount equal to up to one-third of its total assets as determined at the time of the loan origination. When the Portfolio lends its securities, it receives collateral (including cash collateral), at least equal to the value of securities loaned. The Portfolio may earn income by investing this collateral in one or more affiliated or non-affiliated cash management vehicles or

in time deposits. It is also possible that, due to a decline in the value of a cash management vehicle in which collateral is invested, the Portfolio may lose money. There is also the risk that when portfolio securities are lent, the securities may not be returned on a timely basis, and the Portfolio may experience delays and costs in recovering the security or gaining access to the collateral provided to the Portfolio to collateralize the loan. If the Portfolio is unable to recover a security on loan, the Portfolio may use the collateral to purchase replacement securities in the market. There is a risk that the value of the collateral could decrease below the cost of the replacement security by the time the replacement investment is made, resulting in a loss to the Portfolio. In certain circumstances, individual loan transactions could yield negative returns. The Adviser intends to manage a portion of the cash collateral in an affiliated cash management vehicle and will receive an investment advisory fee for managing such assets.

### **Short Sales**

The Portfolio may invest in short positions through short sales of stocks and structured products, and through derivatives that include swaps, uncovered written calls, and futures. The Portfolio's gross notional exposure to short positions may not exceed 10% of the Portfolio's net assets.

The Portfolio may also engage in short sales "against the box" and options for hedging purposes that are not subject to the limits set forth above. Short sales against the box involve selling short a security that the Portfolio owns, or the Portfolio has the right to obtain the amount of the security sold short at a specified date in the future. The Portfolio may also enter into a short sale to hedge against anticipated declines in the market price of a security or to reduce portfolio volatility.

A short sale is generally a transaction in which the Portfolio sells a security it does not own or have the right to acquire (or that it owns but does not wish to deliver) in anticipation that the market price of that security will decline. To complete the transaction, the Portfolio must borrow the security to make delivery to the buyer. The Portfolio is then obligated to replace the security borrowed by purchasing the security at the market price at the time of replacement. A short sale is subject to the risk that if the price of the security sold short increases in value, the Portfolio will incur a loss because it will have to replace the security sold short by purchasing it at a higher price. In addition, the Portfolio may not always be able to close out a short position at a particular time or at an acceptable price. A lender may request, or market conditions may dictate, that the borrowed securities be returned to the lender on short notice, and the Portfolio may have to buy the borrowed securities at an unfavorable price. If this occurs at a time when other short sellers of the same security also want to close out their positions, a "short squeeze" can occur, which means that the demand is greater than the supply for the stock sold short. If a short squeeze occurs, it is more likely that the Portfolio will have to cover its short sale at an unfavorable price and potentially reduce or eliminate any gain, or cause a loss, as a result of the short sale. Because there is no upper limit to the price a borrowed security may reach prior to closing a short position, the Portfolio's losses are potentially unlimited in a short sale transaction. The Portfolio's gains and losses will also be decreased or increased, as the case may be, by the amount of any dividends, interest, or expenses, including transaction costs and borrowing fees, the Portfolio may be required to pay in connection with a short sale. Such payments may result in the Portfolio having higher expenses than a portfolio that does not engage in short sales and may negatively affect the Portfolio's performance.

The Portfolio's investments in short positions through derivative instruments may expose the Portfolio to similar risks. A short derivative position involves the Portfolio writing (selling) a derivative with the anticipation of a price decrease of the underlying asset. To the extent that the Portfolio enters into short derivative positions, the Portfolio may be exposed to risks similar to those associated with short sales, including the risk that the Portfolio's losses are theoretically unlimited. In this regard, if the price of the security or derivative has increased in value, then the Portfolio will incur a loss equal to the increase in price from the time that the short sale was entered into plus any premiums and interest paid to the third party. Short sales and short derivatives positions have a leveraging effect on the Portfolio, which may increase the Portfolio's volatility.

### **Special Purpose Acquisition Companies**

The Portfolio may invest in stock, warrants, and other securities of special purpose acquisition companies ("SPACs") or similar entities that pool funds to seek potential acquisition opportunities. Unless and until an acquisition is completed, a SPAC typically invests its assets (less a portion retained to cover expenses) in U.S. Government securities, money market fund securities, and cash. If an acquisition that meets the requirements for the SPAC is not completed within a pre-established period of time (typically two years), the invested funds are returned to the SPAC's shareholders. Because SPACs and similar entities are in essence blank check companies without an operating history or ongoing business other than seeking acquisitions, the value of a SPAC's securities is particularly dependent on the ability of the SPAC's management to timely identify and complete a profitable acquisition. Some SPACs may pursue acquisitions only within certain industries or regions,

which may increase the volatility of their prices. To the extent the SPAC is invested in cash or similar securities while awaiting an acquisition opportunity, the Portfolio's ability to meet its investment objective may be negatively impacted. In addition, some SPACs may be traded in the over-the-counter market and may be considered illiquid and/or be subject to restrictions on resale.

### **Special Situations**

The Portfolio may invest in companies that demonstrate special situations or turnarounds, meaning companies that have experienced significant business problems but are believed to have favorable prospects for recovery. For example, a special situation or turnaround may arise when, in the opinion of the portfolio managers, the securities of a particular issuer will be recognized as undervalued by the market and appreciate in value due to a specific development with respect to that issuer. Special situations may include significant changes in a company's allocation of its existing capital, a restructuring of assets, or a redirection of free cash flow. For example, issuers undergoing significant capital changes may include companies involved in spin-offs, sales of divisions, mergers or acquisitions, companies involved in bankruptcy proceedings, or companies initiating large changes in their debt to equity ratio. Companies that are redirecting cash flows may be reducing debt, repurchasing shares, or paying dividends. Special situations may also result from: (i) significant changes in industry structure through regulatory developments or shifts in competition; (ii) a new or improved product, service, operation, or technological advance; (iii) changes in senior management or other extraordinary corporate event; (iv) differences in market supply of and demand for the security; or (v) significant changes in cost structure. Investments in "special situations" companies can present greater risks than investments in companies not experiencing special situations, and the Portfolio's performance could be adversely impacted if the securities selected decline in value or fail to appreciate in value.

### **Swap Agreements**

Certain portfolios may utilize swap agreements including, but not limited to, credit default swaps, equity swaps, inflation index swaps, interest rate and currency swaps, total return swaps (including fixed-income total return swaps), and swaps on exchange-traded funds, as a means to gain exposure to certain companies or countries, and/or to "hedge" or protect its holdings from adverse movements in securities prices, the rate of inflation, or interest rates. Swaps may also be used for capital appreciation. Swap agreements are two-party contracts to exchange one set of cash flows for another. Swap agreements entail the risk that a party will default on its payment obligations to a portfolio. If the other party to a swap defaults, the portfolio would risk the loss of the net amount of the payments that it contractually is entitled to receive. If a portfolio utilizes a swap at the wrong time or judges market conditions incorrectly, the swap may result in a loss to the portfolio and reduce the portfolio's total return. Various types of swaps such as credit default, equity, interest rate, and total return are described in the "Glossary of Investment Terms."

### **Other Types of Investments**

Unless otherwise stated within its specific investment policies, the Portfolio may also invest in other types of domestic and foreign securities and use other investment strategies, as described in the "Glossary of Investment Terms." These securities and strategies are not intended to be principal investment strategies of the Portfolio. If successful, they may benefit the Portfolio by earning a return on the Portfolio's assets or reducing risk; however, they may not achieve the Portfolio's investment objective. These securities and strategies may include:

- debt securities (such as bonds, notes, sovereign debt, and debentures)
- other investment companies (such as exchange-traded funds)
- preferred stocks and securities convertible into common stocks or preferred stocks
- indexed/structured securities (such as commercial and residential mortgage- and asset-backed securities)
- various derivative transactions including, but not limited to, options, futures on U.S. and foreign exchanges, forwards, swap agreements, warrants, participatory notes, structured notes, and other types of derivatives individually or in combination for hedging purposes or for nonhedging purposes such as seeking to earn income and enhance return, to protect unrealized gains, or to avoid realizing losses; such techniques may also be used to adjust currency exposure relative to a benchmark index, to gain exposure to the market pending investment of cash balances, or to meet liquidity needs
- securities purchased on a when-issued, delayed delivery, or forward commitment basis
- equity and fixed-income securities issued in private placement transactions

## RISKS OF THE PORTFOLIO

The value of your investment will vary over time, sometimes significantly, and you may lose money by investing in the Portfolio. To varying degrees, the Portfolio may invest in stocks, fixed-income securities, money market instruments or cash/cash equivalents, and derivatives. The following information is intended to help you better understand some of the risks of investing in the Portfolio, including those risks that are summarized in the Portfolio Summary section. This information also includes descriptions of other risks the Portfolio may be subject to as a result of additional investment strategies and general policies that may apply to the Portfolio. The impact of the following risks on the Portfolio may vary depending on the Portfolio's investments. The greater the Portfolio's investment in a particular security, the greater the Portfolio's exposure to the risks associated with that security. Before investing in the Portfolio, you should consider carefully the risks that you assume when investing in the Portfolio.

**Counterparty Risk.** Portfolio transactions involving a counterparty are subject to the risk that the counterparty or a third party will not fulfill its obligation to the Portfolio ("counterparty risk"). Counterparty risk may arise because of the counterparty's financial condition (i.e., financial difficulties, bankruptcy, or insolvency), market activities and developments, or other reasons, whether foreseen or not. A counterparty's inability to fulfill its obligation may result in significant financial loss to the Portfolio. The Portfolio may be unable to recover its investment from the counterparty or may obtain a limited recovery, and/or recovery may be delayed. The Portfolio may be exposed to counterparty risk to the extent it participates in lending its securities to third parties and/or cash sweep arrangements whereby the Portfolio's cash balance is invested in one or more types of cash management vehicles or in time deposits. In addition, the Portfolio may be exposed to counterparty risk through its investments in certain securities, including, but not limited to, repurchase agreements, debt securities, and derivatives (including various types of swaps, futures, and options). The Portfolio intends to enter into financial transactions with counterparties that the Adviser believes to be creditworthy at the time of the transaction. There is always the risk that the Adviser's analysis of a counterparty's creditworthiness is incorrect or may change due to market conditions. To the extent that the Portfolio focuses its transactions with a limited number of counterparties, it will have greater exposure to the risks associated with one or more counterparties.

**Derivatives Risk.** Derivatives can be volatile and involve risks in addition to the risks of the underlying referenced securities or asset. Gains or losses from a derivative investment can be substantially greater than the derivative's original cost, and can therefore involve leverage. Leverage may cause the Portfolio to be more volatile than if it had not used leverage.

The Portfolio may use short sales, futures, options, swap agreements (including, but not limited to, equity, interest rate, credit default, and total return), and other derivative instruments individually or in combination to "hedge" or protect its portfolio from adverse movements in securities prices and interest rates. The Portfolio may also use a variety of currency hedging techniques, including the use of forward currency contracts, to manage currency risk. There is no guarantee that the portfolio managers' use of derivative investments will benefit the Portfolio. The Portfolio's performance could be worse than if the Portfolio had not used such instruments. Use of such investments may instead increase risk to the Portfolio, rather than reduce risk.

Derivatives can be complex instruments and may involve analysis that differs from that required for other investment types used by the Portfolio. If the value of a derivative does not correlate well with the particular market or other asset class to which the derivative is intended to provide exposure, the derivative may not produce the anticipated result. Derivatives can also reduce the opportunity for gain or result in losses by offsetting positive returns in other investments. Derivatives can be less liquid than other types of investments and entail the risk that the counterparty will default on its payment obligations. If the counterparty to a derivative transaction defaults, the Portfolio would risk the loss of the net amount of the payments that it contractually is entitled to receive. To the extent the Portfolio enters into short derivative positions, the Portfolio may be exposed to risks similar to those associated with short sales, including the risk that the Portfolio's losses are theoretically unlimited.

**Emerging Markets Risk.** Within the parameters of its specific investment policies, the Portfolio may invest in securities of issuers or companies from or with exposure to one or more "developing countries" or "emerging market countries." Such countries include, but are not limited to, countries included in the MSCI Emerging Markets Index. To the extent that the Portfolio invests a significant amount of its assets in one or more of these countries, its returns and net asset value may be affected to a large degree by events and economic conditions in such countries. The risks of foreign investing are heightened when investing in emerging markets, which may result in the price of investments in emerging markets experiencing sudden and sharp price swings. In many developing markets, there is less government supervision and regulation of stock exchanges,



brokers, and listed companies than in more developed markets, making these investments potentially more volatile in price and less liquid than investments in developed securities markets, resulting in greater risk to investors. There is a risk in developing countries that a current or future economic or political crisis could lead to price controls, forced mergers of companies, expropriation or confiscatory taxation, imposition or enforcement of foreign ownership limits, seizure, nationalization, sanctions or imposition of restrictions by various governmental entities on investment and trading, or creation of government monopolies, any of which may have a detrimental effect on the Portfolio's investments.

The securities markets of many of these emerging market countries may also be smaller, less liquid, and subject to greater price volatility than those in the United States. In the event of a default on any investments in foreign debt obligations, it may be more difficult for the Portfolio to obtain or to enforce a judgment against the issuers of such securities. In addition, the Portfolio's investments may be denominated in foreign currencies and therefore, changes in the value of a country's currency compared to the U.S. dollar may affect the value of the Portfolio's investments. To the extent that the Portfolio invests a significant portion of its assets in the securities of emerging markets issuers in or companies of a single country or region, it is more likely to be impacted by events or conditions affecting that country or region, which could have a negative impact on the Portfolio's performance. The Portfolio may be subject to emerging markets risk to the extent that it invests in securities of issuers or companies which are not considered to be from emerging markets, but which have customers, products, or transactions associated with emerging markets.

**Eurozone Risk.** A number of countries in the EU have experienced, and may continue to experience, severe economic and financial difficulties. In particular, many EU nations are susceptible to economic risks associated with high levels of debt, notably due to investments in sovereign debt. These events have adversely affected the exchange rate of the euro and may continue to significantly affect European countries. As a result, financial markets in the EU have been subject to increased volatility and declines in asset values and liquidity. Responses to these financial problems by European governments, central banks, and others, including austerity measures and reforms, may not work, may result in social unrest, and may limit future growth and economic recovery or have other unintended consequences. All of these developments may continue to significantly affect the economies of all EU countries, which in turn may have a material adverse effect on the Portfolio's investments in such countries, other countries that depend on EU countries for significant amounts of trade or investment, or issuers with exposure to debt issued by certain EU countries.

**Exchange-Traded Funds Risk.** The Portfolio may invest in exchange-traded funds ("ETFs") to gain exposure to a particular portion of the market. ETFs are typically open-end investment companies, which may seek to track the performance of a specific index or be actively managed. ETFs are traded on a national securities exchange at market prices that may vary from the net asset value of their underlying investments. Accordingly, there may be times when an ETF trades at a premium or discount to its net asset value. When the Portfolio invests in an ETF, in addition to directly bearing the expenses associated with its own operations, it will bear a pro rata portion of the ETF's expenses. As a result, the cost of investing in the Portfolio may be higher than the cost of investing directly in ETFs and may be higher than other mutual funds that invest directly in stocks and bonds. ETFs also involve the risk that an active trading market for an ETF's shares may not develop or be maintained. Similarly, because the value of ETF shares depends on the demand in the market, the Portfolio may not be able to purchase or sell an ETF at the most optimal time, which could adversely affect the Portfolio's performance. In addition, ETFs that track particular indices may be unable to match the performance of such underlying indices due to the temporary unavailability of certain index securities in the secondary market or other factors, such as discrepancies with respect to the weighting of securities.

The ETFs in which the Portfolio invests are subject to specific risks, depending on the investment strategy of the ETF. In turn, the Portfolio will be subject to substantially the same risks as those associated with direct exposure to the securities or commodities held by the ETF. Because the Portfolio may invest in a broad range of ETFs, such risks may include, but are not limited to, leverage risk, foreign exposure risk, and commodity-linked investments risk.

**Foreign Exposure Risk.** Within the parameters of its specific investment policies, the Portfolio may invest in foreign debt and equity securities either indirectly (e.g., depositary receipts, depositary shares, and passive foreign investment companies) or directly in foreign markets, including emerging markets. Additionally, such risk may be present with respect to investments in securities of issuers or companies that are economically tied to different countries throughout the world. An issuer is deemed to be economically tied to a country or countries if one or more of the following tests are met: (i) the issuer is organized in, or its primary business office or principal trading market of its equity is located in, the country; (ii) a majority of the issuer's revenues are derived from one or more countries; or (iii) a majority of the issuer's assets are located in one or more countries. Investments in foreign securities, including securities of foreign and emerging market governments, may involve greater risks

than investing in domestic securities because the Portfolio's performance may depend on factors other than the performance of a particular company. These factors include:

- **Currency Risk.** As long as the Portfolio holds a foreign security, its value will be affected by the value of the local currency relative to the U.S. dollar. When the Portfolio sells a foreign currency denominated security, its value may be worth less in U.S. dollars even if the security increases in value in its home country. U.S. dollar-denominated securities of foreign issuers may also be affected by currency risk, as the value of these securities may also be affected by changes in the issuer's local currency.
- **Political and Economic Risk.** Foreign investments may be subject to increased political and economic risks, including the imposition of economic and other sanctions. Sanctions imposed by the U.S. Government on other countries or persons or issuers operating in such countries could restrict the Portfolio's ability to buy affected securities or force the Portfolio to dispose of any affected securities it has previously purchased at an inopportune time. As a result, the Portfolio may experience a greater risk of loss with respect to securities impacted by such sanctions.

Political and economic risks may be heightened in emerging markets, which may have relatively unstable governments, immature economic structures, national policies restricting investments by foreigners, social instability, and different and/or developing legal systems. In some countries, there is the risk that the government may take over the assets or operations of a company or that the government may impose withholding and other taxes or limits on the removal of the Portfolio's assets from that country. In addition, the economies of emerging markets may be predominantly based on only a few industries, may be highly vulnerable to changes in local or global trade conditions, and may suffer from extreme and volatile debt burdens or inflation rates.

- **Regulatory Risk.** There may be less government supervision of foreign markets. As a result, foreign issuers may not be subject to the uniform accounting, auditing, and financial reporting standards and practices applicable to domestic issuers, and there may be less publicly available information about foreign issuers.
- **Foreign Market Risk.** Foreign securities markets, particularly those of emerging market countries, may be less liquid and more volatile than domestic markets. These securities markets may trade a small number of securities, may have a limited number of issuers and a high proportion of shares, or may be held by a relatively small number of persons or institutions. Local securities markets may be unable to respond effectively to increases in trading volume, potentially making prompt liquidation of substantial holdings difficult or impossible at times. It is also possible that certain markets may require payment for securities before delivery, and delays may be encountered in settling securities transactions. In some foreign markets, there may not be protection against failure by other parties to complete transactions. It may not be possible for the Portfolio to repatriate capital, dividends, interest, and other income from a particular country or governmental entity. In addition, securities of issuers located in or economically tied to countries with emerging markets may have limited marketability and may be subject to more abrupt or erratic price movements which could also have a negative effect on the Portfolio. Such factors may hinder the Portfolio's ability to buy and sell emerging market securities in a timely manner, affecting the Portfolio's investment strategies and potentially affecting the value of the Portfolio.
- **Geographic Concentration Risk.** To the extent that the Portfolio invests a substantial amount of its assets in issuers located in a single country or region, the economic, political, social, regulatory, or other developments or conditions within such country or region will generally have a greater effect on the Portfolio than they would on a more geographically diversified portfolio, which may result in greater losses and volatility. Adverse developments in certain regions could also adversely affect securities of other countries whose economies appear to be unrelated and could have a negative impact on the Portfolio's performance.
- **Transaction Costs.** Costs of buying, selling, and holding foreign securities, including brokerage, tax, and custody costs, may be higher than those involved in domestic transactions.

**High-Yield/High-Risk Bond Risk.** High-yield/high-risk bonds (also known as "junk" bonds) are bonds rated below investment grade by the primary rating agencies such as Standard & Poor's, Fitch, and Moody's or are unrated bonds of similar quality. The value of lower quality bonds generally is more dependent on credit risk than investment grade bonds. Issuers of high-yield/high-risk bonds may not be as strong financially as those issuing bonds with higher credit ratings and are more vulnerable to real or perceived economic changes, political changes, or adverse developments specific to the issuer. In addition, the junk bond market can experience sudden and sharp price swings.

Please refer to the "Explanation of Rating Categories" section of the SAI for a description of bond rating categories.

**Industry and Sector Risk.** Industry and sector risk is the possibility that a group of related securities will decline in price due to industry-specific or economic sector-specific developments. Companies in the same or similar industries and economic sectors may share common characteristics and are more likely to react similarly to industry-specific market or economic developments. The Portfolio's investments, if any, in multiple companies in a particular industry or economic sector may increase the Portfolio's exposure to industry and sector risk.

**Initial Public Offering and Secondary Offering Risk.** The Portfolio's purchase of shares issued in an initial public offering ("IPO") exposes it to the risks associated with companies that have little operating history as public companies, as well as to the risks inherent in those sectors of the market where these new issuers operate. Attractive IPOs are often oversubscribed and may not be available to the Portfolio, or may be available only in very limited quantities. The market for IPO issuers has been volatile, and share prices of newly public companies have fluctuated up and down significantly over short periods of time. Although IPO investments may have had a positive impact on certain portfolios' performance in the past, there can be no assurance that the Portfolio will identify favorable IPO investment opportunities in the future. In addition, under certain market conditions, a relatively small number of companies may issue securities in IPOs. Similarly, as the number of portfolios to which IPO securities are allocated increases, the number of securities issued to any one portfolio may decrease. In addition, as the Portfolio increases in size, the impact of IPOs on the Portfolio's performance will generally decrease.

The Portfolio may purchase shares in secondary offerings. Secondary offerings may expose the Portfolio to some of the risks of IPOs. Participation in secondary offerings may have a magnified impact on the performance of a portfolio to the extent that it has a small asset base and the portfolio may not experience similar performance as its assets grow. Secondary offering shares frequently are volatile in price. As a result, the Portfolio may hold secondary offering shares for a very short period of time. This may increase the portfolio turnover rate of the Portfolio and may lead to increased expenses for the Portfolio, such as commissions and transaction costs. In addition, secondary offering shares can experience an immediate drop in value if the demand for the securities does not continue to support the offering price.

**Liquidity Risk.** The Portfolio may invest in securities or instruments that do not trade actively or in large volumes, and may make investments that are less liquid than other investments. Also, the Portfolio may make investments that may become less liquid in response to market developments or adverse investor perceptions. Investments that are illiquid or that trade in lower volumes may be more difficult to value. When there is no willing buyer and investments cannot be readily sold at the desired time or price, the Portfolio may have to accept a lower price or may not be able to sell the security or instrument at all. Investments in foreign securities, particularly those of issuers located in emerging market countries, tend to have greater exposure to liquidity risk than domestic securities. In unusual market conditions, even normally liquid securities may be affected by a degree of liquidity risk (i.e., if the number and capacity of traditional market participants is reduced). An inability to sell one or more portfolio positions can adversely affect the Portfolio's value or prevent the Portfolio from being able to take advantage of other investment opportunities.

Liquidity risk may also refer to the risk that the Portfolio will not be able to pay redemption proceeds within the allowable time period because of unusual market conditions, an unusually high volume of redemption requests, or other reasons. While the Portfolio may pay redemptions in-kind, the Portfolio may instead choose to raise cash to meet redemption requests through the sale of portfolio securities or permissible borrowings. If the Portfolio is forced to sell securities at an unfavorable time and/or under unfavorable conditions, such sales may adversely affect the Portfolio's net asset value and may increase brokerage costs.

**Market Risk.** The value of the Portfolio's holdings may decrease if the value of an individual company or security, or multiple companies or securities, in the Portfolio decreases or if the portfolio managers' belief about a company's intrinsic worth is incorrect. Further, regardless of how well individual companies or securities perform, the value of the Portfolio's holdings could also decrease if there are deteriorating economic or market conditions, including, but not limited to, a general decline in prices on the stock markets, a general decline in real estate markets, a decline in commodities prices, or if the market favors different types of securities than the types of securities in which the Portfolio invests. If the value of the Portfolio's holdings decreases, the Portfolio's net asset value will also decrease, which means if you sell your shares in the Portfolio you may lose money. Market risk may affect a single issuer, industry, economic sector, or the market as a whole.

The increasing interconnectivity between global economies and financial markets increases the likelihood that events or conditions in one region or financial market may adversely impact issuers in a different country, region or financial market. Social, political, economic and other conditions and events, such as natural disasters, health emergencies (e.g., epidemics and



pandemics), terrorism, conflicts and social unrest, could reduce consumer demand or economic output, result in market closures, travel restrictions and/or quarantines, and generally have a significant impact on the global economies and financial markets.

- **COVID-19 Pandemic.** The effects of COVID-19 have contributed to increased volatility in global financial markets and may affect certain countries, regions, issuers, industries and market sectors more dramatically than others. These conditions and events could have a significant impact on the Portfolio and its investments, the Portfolio's ability to meet redemption requests, and the processes and operations of the Portfolio's service providers, including the Adviser.
- **Russia/Ukraine Invasion.** Russia launched a large-scale invasion of Ukraine on February 24, 2022. The extent and duration of the military action, resulting sanctions and resulting future market disruptions in the region are impossible to predict, but could be significant and have a severe adverse effect on the region, including significant negative impacts on the economy and the markets for certain securities and commodities, such as oil and natural gas, as well as other sectors.

**Nondiversification Risk.** The Portfolio is classified as nondiversified under the Investment Company Act of 1940, as amended. As a result, an increase or decrease in the value of a single security held by the Portfolio may have a greater impact on the Portfolio's net asset value and total return. Being nondiversified may also make the Portfolio more susceptible to financial, economic, political, or other developments that may impact a security. Although the Portfolio may satisfy the requirements for a diversified portfolio, and has from time to time operated as diversified, its nondiversified classification gives the portfolio managers more flexibility to hold larger positions in securities than a portfolio that is classified as diversified.

**Private Placements and Other Restricted Securities Risk.** Investments in private placements and other restricted securities could decrease the Portfolio's liquidity profile or prevent the Portfolio from disposing of them promptly at advantageous prices. Private placements and restricted securities may be less liquid than other investments because such securities may not always be readily sold in broad public markets and may have no active trading market. As a result, they may be difficult to value because market quotations may not be readily available. Transaction costs may be higher for these securities, and the Portfolio may get only limited information about the issuer of a private placement or other restricted security.

**REIT Risk.** To the extent that the Portfolio holds REITs and REIT-like entities, it may be subject to the additional risks associated with REIT and REIT-like investments. REITs and REIT-like entities are subject to heavy cash flow dependency to allow them to make distributions to their shareholders. The prices of equity REITs are affected by changes in the value of the underlying property owned by the REITs, changes in capital markets and interest rates, management skill in running a REIT, and the creditworthiness of the REIT. The prices of mortgage REITs are affected by the quality of any credit they extend, the creditworthiness of the mortgages they hold, as well as by the value of the property that secures the mortgages. In addition, mortgage REITs (similar to direct investments in mortgage-backed securities) are subject to prepayment risk. Equity REITs and mortgage REITs are subject to heavy cash flow dependency, defaults by borrowers, and self-liquidation. There is also the risk that borrowers under mortgages held by a REIT or lessees of a property that a REIT owns may be unable to meet their obligations to the REIT. In the event of a default by a borrower or lessee, the REIT may incur substantial costs associated with protecting its investments. While equity REITs and mortgage REITs may provide exposure to a large number of properties, such properties may be concentrated in a particular industry, region, or housing type, making such investments more vulnerable to unfavorable developments to economic or market events. Certain "special purpose" REITs in which the Portfolio may invest focus their assets in specific real property sectors, such as hotels, shopping malls, nursing homes, or warehouses, and are therefore subject to the specific risks associated with adverse developments in these sectors. The Portfolio's shareholders will indirectly bear their proportionate share of the REIT's expenses, in addition to their proportionate share of the Portfolio's expenses. The value of investments REOCs will generally be affected by the same factors that adversely affect REIT investments; however, REOCs may also be adversely affected by income streams derived from businesses other than real estate ownership.

Additionally, a REIT that fails to comply with federal tax requirements affecting REITs may be subject to federal income taxation, or the federal tax requirement that a REIT distribute substantially all of its net income to its shareholders may result in a REIT having insufficient capital for future expenditures. REITs are also subject to certain provisions under federal tax law and the failure of a company to qualify as a REIT could have adverse consequences for the Portfolio, including significantly reducing the return to the Portfolio on its investment in such company.

**Small- and Mid-Sized Companies Risk.** The Portfolio's investments in securities issued by small- and mid-sized companies, which can include smaller, start-up companies offering emerging products or services, may involve greater risks than are

customarily associated with larger, more established companies. For example, while small- and mid-sized companies may realize more substantial growth than larger or more established issuers, they may also suffer more significant losses as a result of their narrow product lines, limited operating history, greater exposure to competitive threats, limited financial resources, limited trading markets, and the potential lack of management depth. Securities issued by small- and mid-sized companies tend to be more volatile and somewhat more speculative than securities issued by larger or more established companies and may underperform as compared to the securities of larger or more established companies. These holdings are also subject to wider price fluctuations and tend to be less liquid than stocks of larger or more established companies, which could have a significant adverse effect on the Portfolio's returns, especially as market conditions change.

**Sovereign Debt Risk.** The Portfolio may invest in U.S. and non-U.S. government debt securities ("sovereign debt"). Some investments in sovereign debt, such as U.S. sovereign debt, are considered low risk. However, investments in sovereign debt, especially the debt of certain emerging market countries, can involve a high degree of risk, including the risk that the governmental entity that controls the repayment of sovereign debt may not be willing or able to repay the principal and/or to pay the interest on its sovereign debt in a timely manner. A sovereign debtor's willingness or ability to satisfy its debt obligation may be affected by various factors, including its cash flow situation, the extent of its foreign currency reserves, the availability of foreign exchange when a payment is due, the relative size of its debt position in relation to its economy as a whole, the sovereign debtor's policy toward international lenders, and local political constraints to which the governmental entity may be subject. Sovereign debtors may also be dependent on expected disbursements from foreign governments, multilateral agencies, and other entities. The failure of a sovereign debtor to implement economic reforms, achieve specified levels of economic performance, or repay principal or interest when due may result in the cancellation of third party commitments to lend funds to the sovereign debtor, which may further impair such debtor's ability or willingness to timely service its debts. The Portfolio may be requested to participate in the rescheduling of such sovereign debt and to extend further loans to governmental entities, which may adversely affect the Portfolio's holdings. In the event of default, there may be limited or no legal remedies for collecting sovereign debt and there may be no bankruptcy proceedings through which the Portfolio may collect all or part of the sovereign debt that a governmental entity has not repaid. In addition, to the extent the Portfolio invests in non-U.S. sovereign debt, it may be subject to currency risk.

# MANAGEMENT OF THE PORTFOLIO

---

## INVESTMENT ADVISER

Janus Henderson Investors US LLC, 151 Detroit Street, Denver, Colorado 80206-4805, is the investment adviser to the Portfolio. Effective January 3, 2022, the Adviser changed its name from Janus Capital Management LLC to Janus Henderson Investors US LLC. The Adviser is responsible for the day-to-day management of the Portfolio's investment portfolio and furnishes continuous advice and recommendations concerning the Portfolio's investments. The Adviser also provides certain administration and other services and is responsible for other business affairs of the Portfolio.

The Adviser (together with its predecessors and affiliates) has served as investment adviser to the Janus Henderson mutual funds since 1970 and currently serves as investment adviser to all of the Janus Henderson mutual funds as well as the Janus Henderson exchange-traded funds, acts as subadviser for a number of private-label mutual funds, and provides separate account advisory services for institutional accounts and other unregistered products.

The Trust and the Adviser have received an exemptive order from the SEC that permits the Adviser, subject to the approval of the Trustees, to appoint or replace certain subadvisers to manage all or a portion of the Portfolio's assets and enter into, amend, or terminate a subadvisory agreement with certain subadvisers without obtaining shareholder approval (a "manager-of-managers structure"). The manager-of-managers structure applies to subadvisers that are not affiliated with the Trust or the Adviser ("non-affiliated subadvisers"), as well as any subadviser that is an indirect or direct "wholly-owned subsidiary" (as such term is defined by the Investment Company Act of 1940, as amended) of the Adviser or of another company that, indirectly or directly, wholly owns the Adviser (collectively, "wholly-owned subadvisers").

Pursuant to the order, the Adviser, with the approval of the Trustees, has the discretion to terminate any subadviser and allocate and, as appropriate, reallocate the Portfolio's assets among the Adviser and any other non-affiliated subadvisers or wholly-owned subadvisers (including terminating a non-affiliated subadviser and replacing it with a wholly-owned subadviser). To the extent that the Portfolio's assets are allocated to one or more subadvisers, the Adviser, subject to oversight by the Trustees, would have the responsibility to oversee such subadviser(s) to the Portfolio and to recommend for approval by the Trustees, the hiring, termination, and replacement of a subadviser for the Portfolio. In the event that the Adviser hires a subadviser pursuant to the manager-of-managers structure, the Portfolio would provide shareholders with information about the subadviser and subadvisory agreement within 90 days.

The Adviser furnishes certain administration, compliance, and accounting services to the Portfolio, including providing office space for the Portfolio and providing personnel to serve as officers to the Portfolio. The Portfolio reimburses the Adviser for certain of its costs in providing these services (to the extent the Adviser seeks reimbursement and such costs are not otherwise waived). These costs include some or all of the salaries, fees, and expenses of the Adviser's employees and Portfolio officers, including the Portfolio's Chief Compliance Officer and compliance staff, that provide specified administration and compliance services to the Portfolio. The Portfolio pays these costs based on out-of-pocket expenses incurred by the Adviser, and these costs are separate and apart from advisory fees and other expenses paid in connection with the investment advisory services the Adviser provides to the Portfolio.

## MANAGEMENT EXPENSES

The Portfolio pays the Adviser an investment advisory fee and incurs expenses, including administrative services fees payable pursuant to the Transfer Agency Agreement, any other transfer agent and custodian fees and expenses, legal and auditing fees, printing and mailing costs of sending reports and other information to existing shareholders, and Independent Trustees' fees and expenses. The Portfolio's investment advisory fee is calculated daily and paid monthly. The Portfolio's advisory agreement details the investment advisory fee and other expenses that the Portfolio must pay.

Forty Portfolio pays an investment advisory fee rate that may adjust up or down based on the Portfolio's performance relative to the cumulative investment record of its benchmark index, the Russell 1000 Growth Index, over a rolling 36-month performance measurement period.

The table below reflects the Portfolio's base fee rate (expressed as an annual rate), as well as the actual investment advisory fee rate paid by the Portfolio to the Adviser. The third column shows the full performance rate for outperformance or underperformance during the measurement period relative to the Portfolio's benchmark index. The fourth column shows the performance adjusted investment advisory fee rate, which is equal to the Portfolio's base fee rate plus or minus the performance adjustment over the period. This fourth column shows the actual amount of the investment advisory fee rate paid by the Portfolio as of the end of the fiscal year.

As an example, if the Portfolio outperformed its benchmark index over the performance measurement period by its full performance rate (listed in the table below), the advisory fee would increase by 0.15% (assuming constant assets). Conversely, if the Portfolio underperformed its benchmark index over the performance measurement period by its full performance rate (listed in the table below), the advisory fee would decrease by 0.15% (assuming constant assets). Actual performance within the full range of the full performance rate may result in positive or negative incremental adjustments to the advisory fee of greater or less than 0.15%. Additional details discussing the performance fee are included below with further description in the SAI.

| <b>Portfolio Name</b> | <b>Base Fee Rate (%)</b> | <b>Full Performance Rate vs. Benchmark Index</b> | <b>Performance Adjusted/Actual Investment Advisory Fee Rate (%) (for the fiscal year ended December 31, 2021)</b> |
|-----------------------|--------------------------|--|---|
| Forty Portfolio       | 0.64                     | ± 8.50%  | 0.70  |

The investment advisory fee rate is determined by calculating a base fee (shown in the previous table) and applying a performance adjustment (described in further detail below). The performance adjustment either increases or decreases the base fee depending on how well the Portfolio has performed relative to the Russell 1000 Growth Index.

The calculation of the performance adjustment applies as follows:

Investment Advisory Fee = Base Fee Rate +/- Performance Adjustment

The investment advisory fee rate paid to the Adviser by the Portfolio consists of two components: (1) a base fee calculated by applying the contractual fixed rate of the advisory fee to the Portfolio's average daily net assets during the previous month ("Base Fee Rate"), plus or minus (2) a performance-fee adjustment ("Performance Adjustment") calculated by applying a variable rate of up to 0.15% (positive or negative) to the Portfolio's average daily net assets based on the Portfolio's relative performance compared to the cumulative investment record of its benchmark index over a 36-month rolling performance measurement period.

No Performance Adjustment is applied unless the difference between the Portfolio's investment performance and the cumulative investment record of the Portfolio's benchmark index is 0.50% or greater (positive or negative) during the applicable performance measurement period. The Base Fee Rate is subject to an upward or downward Performance Adjustment for every full 0.50% increment by which the Portfolio outperforms or underperforms its benchmark index. Because the Performance Adjustment is tied to the Portfolio's relative performance compared to its benchmark index (and not its absolute performance), the Performance Adjustment could increase the Adviser's fee even if the Portfolio's Shares lose value during the performance measurement period and could decrease the Adviser's fee even if the Portfolio's Shares increase in value during the performance measurement period. For purposes of computing the Base Fee Rate and the Performance Adjustment, net assets are averaged over different periods (average daily net assets during the previous month for the Base Fee Rate, versus average daily net assets during the performance measurement period for the Performance Adjustment). Performance of the Portfolio is calculated net of expenses whereas the Portfolio's benchmark index does not have any fees or expenses. Reinvestment of dividends and distributions is included in calculating both the performance of the Portfolio and the Portfolio's benchmark index. The Base Fee Rate is calculated and accrued daily. The Performance Adjustment is calculated monthly in arrears and is accrued throughout the month. The investment advisory fee is paid monthly in arrears. Under extreme circumstances involving underperformance by a rapidly shrinking Portfolio, the dollar amount of the Performance Adjustment could be more than the dollar amount of the Base Fee Rate. In such circumstances, the Adviser would reimburse the Portfolio.

The investment performance of the Portfolio's Service Shares for the performance measurement period is used to calculate the Performance Adjustment. After the Adviser determines whether the Portfolio's performance was above or below its benchmark index by comparing the investment performance of the Portfolio's Service Shares against the cumulative investment record of the Portfolio's benchmark index, the Adviser applies the same Performance Adjustment (positive or negative) across each other class of shares of the Portfolio, as applicable. It is not possible to predict the effect of the Performance Adjustment on future overall compensation to the Adviser since it depends on the performance of the Portfolio relative to the record of the Portfolio's benchmark index and future changes to the size of the Portfolio.

A discussion regarding the basis for the Trustees' approval of the Portfolio's investment advisory agreement is included in the Portfolio's annual report (for the period ending December 31) and semiannual report (for the period ending June 30) to shareholders. You can request the Portfolio's annual or semiannual reports (as they become available), free of charge, by contacting your plan sponsor, broker-dealer, or financial intermediary, or by contacting a Janus Henderson representative at 1-877-335-2687. The reports are also available, free of charge, at [janushenderson.com/VIT](http://janushenderson.com/VIT).

## INVESTMENT PERSONNEL

### Forty Portfolio

---

Co-Portfolio Managers A. Douglas Rao, Brian Recht, and Nick Schommer jointly share responsibility for the day-to-day management of the Portfolio, with no limitation on the authority of one co-portfolio manager in relation to the others.

**A. Douglas Rao** is Executive Vice President and Co-Portfolio Manager of Forty Portfolio, which he has managed or co-managed since June 2013. Mr. Rao is also Portfolio Manager of other Janus Henderson accounts. He holds a Bachelor of Arts degree in History from the University of Virginia and a Master of Business Administration degree from the University of California, Los Angeles.

**Brian Recht** is Executive Vice President and Co-Portfolio Manager of Forty Portfolio, which he has co-managed since March 2022. Mr. Recht is also Portfolio Manager of other Janus Henderson accounts and performs duties as an analyst. He joined the Adviser in 2015. Mr. Recht holds a Bachelor of Arts degree (summa cum laude) in Government from Dartmouth College where he was a member of Phi Beta Kappa. He also holds a Master of Business Administration degree from the Stanford Graduate School of Business and a Juris Doctorate from Stanford Law School.

**Nick Schommer**, CFA, is Executive Vice President and Co-Portfolio Manager of Forty Portfolio, which he has co-managed since January 2016. Mr. Schommer is also Portfolio Manager of other Janus Henderson accounts. He holds a Bachelor of Science degree in Chemistry from the U.S. Military Academy at West Point, where he was recognized as a Distinguished Cadet and Phi Kappa Phi, and a Master of Business Administration degree from the UCLA Anderson School of Management. Mr. Schommer holds the Chartered Financial Analyst designation.

Information about the portfolio managers' compensation structure and other accounts managed, as well as the aggregate range of their individual ownership in the Portfolio(s) that they manage and certain other mutual funds advised by the Adviser, is included in the SAI.

### Conflicts of Interest

The Adviser manages other funds and numerous other accounts, which may include separate accounts and other pooled investment vehicles, such as hedge funds. Side-by-side management of multiple accounts, including the management of a cash collateral pool for securities lending and investing the Janus Henderson funds' cash, may give rise to conflicts of interest among those accounts, and may create potential risks, such as the risk that investment activity in one account may adversely affect another account. For example, short sale activity in an account could adversely affect the market value of long positions in one or more other accounts (and vice versa). Side-by-side management may raise additional potential conflicts of interest relating to the allocation of investment opportunities and the aggregation and allocation of trades. Additionally, the Adviser manages the Janus Henderson "funds of funds," which are funds that invest primarily in other mutual funds that are managed by the Adviser. Because the Adviser manages the Janus Henderson "funds of funds" and the Janus Henderson funds, it is subject to certain potential conflicts of interest when allocating the assets of a Janus Henderson "fund of funds" among such Janus Henderson funds. Purchases and redemptions of fund shares by a Janus Henderson "fund of funds" due to reallocations or rebalancings may result in a fund having to sell securities or invest cash when it otherwise would not do so. Such transactions could accelerate the realization of taxable income if sales of securities resulted in gains. In addition, redemptions by a Janus Henderson "fund of funds" could cause actual expenses to increase, or could result in the fund's current expenses being allocated over a smaller asset base, which may lead to an increase in the fund's expense ratio. The impact of these transactions is likely to be greater when a Janus Henderson "fund of funds" purchases, redeems, or owns a substantial portion of a fund's shares. A further discussion of potential conflicts of interest and a discussion of certain procedures intended to mitigate such potential conflicts are contained in the Portfolio's SAI.

## OTHER INFORMATION

---

### **CLASSES OF SHARES**

Only Institutional Shares are offered by this Prospectus. The Shares are available only in connection with investment in and payments under variable insurance contracts, as well as certain qualified retirement plans. Service Shares are offered only in connection with investment in and payments under variable insurance contracts, as well as certain qualified retirement plans, that require a fee from Portfolio assets to procure distribution and/or administrative services to contract owners and plan participants. Because the expenses of each class may differ, the performance of each class is expected to differ. If you would like additional information about the Service Shares, please call 1-800-525-0020. In addition, for an analysis of fees associated with an investment in either share class or other similar funds, please visit [www.finra.org/fundanalyzer](http://www.finra.org/fundanalyzer).

### **CLOSED PORTFOLIO POLICIES**

The Portfolio may limit sales of its Shares to new investors. If sales of the Portfolio are limited, it is expected that existing shareholders invested in the Portfolio would be permitted to continue to purchase Shares through their existing Portfolio accounts and to reinvest any dividends or capital gains distributions in such accounts, absent highly unusual circumstances. Requests for new accounts into a closed portfolio would be reviewed by management, taking into consideration eligibility requirements and whether the addition to the portfolio is believed to negatively impact existing portfolio shareholders. The closed portfolio may decline opening new accounts, including eligible new accounts, if it would be in the best interests of the portfolio and its shareholders. If applicable, additional information regarding general policies and exceptions can be found in a closed portfolio's prospectuses.

### **LIQUIDATION/REORGANIZATION OF A PORTFOLIO**

It is important to know that, pursuant to the Trust's Amended and Restated Trust Instrument, the Trustees have the authority to merge, liquidate, and/or reorganize a portfolio into another portfolio without seeking shareholder vote or consent.

### **DISTRIBUTION OF THE PORTFOLIO**

The Portfolio is distributed by Janus Henderson Distributors US LLC (the "Distributor"), which is a member of the Financial Industry Regulatory Authority, Inc. ("FINRA"). To obtain information about FINRA member firms and their associated persons, you may contact FINRA at [www.finra.org](http://www.finra.org), or 1-800-289-9999.



### DISTRIBUTIONS

To avoid taxation of the Portfolio, the Internal Revenue Code of 1986, as amended (the “Internal Revenue Code”) requires the Portfolio to distribute all or substantially all of its net investment income and any net capital gains realized on its investments at least annually. The Portfolio’s income from certain dividends, interest, and any net realized short-term capital gains are paid to shareholders as ordinary income dividends. Net realized long-term capital gains, if any, are paid to shareholders as capital gains distributions, regardless of how long Shares of the Portfolio have been held. A portion of the Portfolio’s distributions received from REITs may be classified as a return of capital for federal income tax purposes. As a result, the Portfolio is more likely to make distributions that are treated as returns of capital, and possibly in greater amounts, than a portfolio that does not invest in REITs. Distributions are made at the class level, so they may vary from class to class within a single portfolio.

#### Distribution Schedule

Dividends for the Portfolio are normally declared and distributed in June and December. Capital gains are normally declared and distributed in June. However, in certain situations it may be necessary for the Portfolio to declare and distribute capital gains in December. If necessary, dividends and net capital gains may be distributed at other times as well. Unless otherwise instructed, distributions of net investment income and net capital gains, if any, are automatically reinvested in additional Shares of the Portfolio.

#### How Distributions Affect the Portfolio’s NAV

Distributions are paid to shareholders as of the record date of a distribution of the Portfolio, regardless of how long the Shares have been held. Undistributed dividends and net capital gains are included in the Portfolio’s daily net asset value (“NAV”). The share price of the Portfolio drops by the amount of the distribution, net of any subsequent market fluctuations. For example, assume that on December 31, the Portfolio declared a dividend in the amount of \$0.25 per share. If the Portfolio’s share price was \$10.00 on December 30, the Portfolio’s share price on December 31 would be \$9.75, barring market fluctuations.

### TAXES

#### Taxes on Distributions

Because Shares of the Portfolio may be purchased only through variable insurance contracts and certain qualified retirement plans, it is anticipated that any income dividends or net capital gains distributions made by the Portfolio will be exempt from current federal income taxation if left to accumulate within the variable insurance contract or qualified retirement plan. Generally, withdrawals from such contracts or plans may be subject to federal income tax at ordinary income rates and, if withdrawals are made from a retirement plan before age 59½, a 10% penalty tax may be imposed. The federal income tax status of your investment depends on the features of your qualified retirement plan or variable insurance contract. Further information may be found in your plan documents or in the prospectus of the separate account offering such contract.

#### Taxation of the Portfolio

Dividends, interest, and some capital gains received by the Portfolio on foreign securities may be subject to foreign tax withholding or other foreign taxes. If the Portfolio is eligible, it may from year to year make the election permitted under Section 853 of the Internal Revenue Code to pass through such taxes to shareholders as a foreign tax credit. If such an election is not made, any foreign taxes paid or accrued will represent an expense to the Portfolio.

The Portfolio does not expect to pay any federal income or excise taxes because it intends to meet certain requirements of the Internal Revenue Code. In addition, because the Shares of the Portfolio are sold in connection with variable insurance contracts, the Portfolio intends to satisfy the diversification requirements applicable to insurance company separate accounts under the Internal Revenue Code. If the Portfolio invests in partnerships, it may be subject to state tax liabilities.

## SHAREHOLDER'S GUIDE

---

Investors may not purchase or redeem Shares of the Portfolio directly. Shares may be purchased or redeemed only through variable insurance contracts offered by the separate accounts of participating insurance companies or through certain qualified retirement plans. **Refer to the prospectus for the participating insurance company's separate account or your plan documents for instructions on purchasing or selling variable insurance contracts and on how to select the Portfolio as an investment option for a contract or a qualified retirement plan.**

With certain exceptions, the Portfolio is generally available only to shareholders residing in the United States and employees of the Adviser or its affiliates. For purposes of this policy, the Portfolio requires that a shareholder and/or entity be a U.S. citizen residing in the United States or a U.S. Territory (including overseas U.S. military or diplomatic addresses) or a resident alien residing in the United States or a U.S. Territory with a valid U.S. Taxpayer Identification Number to open an account with the Portfolio.

### PRICING OF PORTFOLIO SHARES

The per share NAV for each class is computed by dividing the total value of assets allocated to the class, less liabilities allocated to that class, by the total number of outstanding shares of the class. The Portfolio's NAV is calculated as of the close of the regular trading session of the New York Stock Exchange ("NYSE") (normally 4:00 p.m. New York time) each day that the NYSE is open ("business day"). However, the time at which the Portfolio's NAV is calculated may be changed if trading on the NYSE is restricted, the NYSE closes at a different time, or as permitted by the SEC. Foreign securities held by the Portfolio may be traded on days and at times when the NYSE is closed and the NAV is therefore not calculated. Accordingly, the value of the Portfolio's holdings may change on days that are not business days in the United States and on which you will not be able to purchase or redeem the Portfolio's Shares.

All purchases and redemptions will be duly processed at the NAV next calculated after your request is received in good order by the Portfolio or its agents. In order to receive a day's price, your order must be received in good order by the Portfolio (or insurance company or plan sponsor) or its agents by the close of the regular trading session of the NYSE.

Securities held by the Portfolio are valued in accordance with policies and procedures established by and under the oversight of the Trustees. To the extent available, domestic and foreign equity securities traded on a securities exchange are generally valued at the closing prices on the primary market or exchange on which they trade. Most fixed-income securities are typically valued using an evaluated bid price supplied by an approved pricing service that is intended to reflect market value. The evaluated bid price is an evaluation that may consider factors such as security prices, yields, maturities, and ratings. Certain short-term instruments maturing within 60 days or less may be valued at amortized cost, which approximates market value. If a market quotation or evaluated price for a security is not readily available or is deemed unreliable, or if an event that is expected to affect the value of the security occurs after the close of the principal exchange or market on which the security is traded, and before the close of the NYSE, a fair value of the security will be determined in good faith under the policies and procedures. Such events include, but are not limited to: (i) a significant event that may affect the securities of a single issuer, such as a merger, bankruptcy, or significant issuer-specific development; (ii) an event that may affect an entire market, such as a natural disaster or significant governmental action; (iii) a non-significant event such as a market closing early or not opening, or a security trading halt; and (iv) pricing of a non-valued security and a restricted or non-public security. This type of fair value pricing may be more commonly used with foreign equity securities, but it may also be used with, among other things, thinly-traded domestic securities or fixed-income securities. Special valuation considerations may apply with respect to "odd-lot" fixed-income transactions which, due to their small size, may receive evaluated prices by pricing services which reflect a large block trade and not what actually could be obtained for the odd-lot position. For valuation purposes, quotations of foreign portfolio securities, other assets and liabilities, and forward contracts stated in foreign currency are generally translated into U.S. dollar equivalents at the prevailing market rates. The Portfolio uses systematic fair valuation models provided by an independent pricing service to value foreign equity securities in order to adjust for stale pricing, which may occur between the close of certain foreign exchanges and the close of the NYSE.

Due to the subjective nature of systematic fair value pricing, the Portfolio's value for a particular security may be different from the last quoted market price. Systematic fair value pricing may reduce arbitrage activity involving the frequent buying and selling of mutual fund shares by investors seeking to take advantage of a perceived lag between a change in the value of the Portfolio's securities and the reflection of such change in the Portfolio's NAV, as further described in the "Excessive Trading" section of this Prospectus. While funds that invest in foreign securities may be at a greater risk for arbitrage activity, such activity may also arise in funds which do not invest in foreign securities, for example, when trading in a security held by a portfolio is halted and does not resume prior to the time the portfolio calculates its NAV (referred to as "stale pricing").



Portfolios that hold thinly-traded securities, such as certain small-capitalization securities or high-yield fixed-income securities, may be subject to attempted use of arbitrage techniques. To the extent that the Portfolio's valuation of a security is different from the security's market value, short-term arbitrage traders buying and/or selling shares of the Portfolio may dilute the NAV of the Portfolio, which negatively impacts long-term shareholders. The Portfolio's valuation and excessive trading policies and procedures may not completely eliminate short-term trading in certain omnibus accounts and other accounts traded through intermediaries.

The value of the securities of other open-end funds held by the Portfolio, if any, will be calculated using the NAV of such open-end funds, and the prospectuses for such open-end funds explain the circumstances under which they use fair value pricing and the effects of using fair value pricing.

## **ADMINISTRATIVE FEES**

The Transfer Agent receives an administrative services fee at an annual rate of 0.05% of the average daily net assets of the Portfolio for arranging for the provision by participating insurance companies and qualified plan service providers of administrative services, including recordkeeping, subaccounting, order processing, or other shareholder services provided on behalf of contract holders or plan participants investing in the Portfolio. Other shareholder services may include the provision of order confirmations, periodic account statements, forwarding prospectuses, shareholder reports, and other materials to existing customers, and answering inquiries regarding accounts. The Transfer Agent expects to use this entire fee to compensate insurance companies and qualified plan service providers for providing these services to their customers who invest in the Portfolio.

## **PAYMENTS TO FINANCIAL INTERMEDIARIES BY THE ADVISER OR ITS AFFILIATES**

From its own assets, the Adviser or its affiliates pay fees to selected insurance companies, qualified plan service providers or their affiliates, or other financial intermediaries that distribute, market, or promote the Portfolio or perform related services for contract owners and plan participants. The amount of these payments is determined from time to time by the Adviser, may be substantial, and may differ for different financial intermediaries. The Adviser and its affiliates consider a number of factors in making payments to financial intermediaries.

The Adviser or its affiliates pay fees, from their own assets, to selected insurance companies, qualified plan service providers, and other financial intermediaries for providing recordkeeping, subaccounting, transaction processing, and other shareholder or administrative services (including payments for processing transactions via the National Securities Clearing Corporation ("NSCC") or other means) in connection with investments in the Janus Henderson funds. These fees are in addition to any fees that may be paid by the Janus Henderson funds for these types of services or other services.

In addition, the Adviser or its affiliates periodically share certain marketing expenses with selected intermediaries, or pay for or sponsor informational meetings, seminars, client awareness events, support for marketing materials, sales reporting, or business building programs for such intermediaries to raise awareness of the Portfolio. The Adviser or its affiliates make payments to participate in selected intermediary marketing support programs which may provide the Adviser or its affiliates with one or more of the following benefits: attendance at sales conferences, participation in meetings or training sessions, access to or information about intermediary personnel, use of an intermediary's marketing and communication infrastructure, fund analysis tools, data, business planning and strategy sessions with intermediary personnel, information on industry- or platform-specific developments, trends and service providers, and other marketing-related services. Such payments may be in addition to, or in lieu of, the fees described above. These payments are intended to promote the sales of Janus Henderson funds and to reimburse financial intermediaries, directly or indirectly, for the costs that they or their salespersons incur in connection with educational seminars, meetings, and training efforts about the Janus Henderson funds to enable the intermediaries and their salespersons to make suitable recommendations, provide useful services, and maintain the necessary infrastructure to make the Janus Henderson funds available to their customers.

The receipt of (or prospect of receiving) fees or reimbursements and other forms of compensation described above may provide a financial intermediary and its salespersons with an incentive to favor sales of Janus Henderson funds' shares over sales of other mutual funds (or non-mutual fund investments) or to favor sales of one class of Janus Henderson funds' shares over sales of another Janus Henderson funds' share class, with respect to which the financial intermediary does not receive such payments or receives them in a lower amount. The receipt of these payments may cause certain financial intermediaries to elevate the prominence of the Janus Henderson funds within such financial intermediary's organization by, for example,

placement on a list of preferred or recommended funds and/or the provision of preferential or enhanced opportunities to promote the Janus Henderson funds in various ways within such financial intermediary's organization.

From time to time, certain financial intermediaries approach the Adviser to request that the Adviser make contributions to certain charitable organizations. In these cases, the Adviser's contribution may result in the financial intermediary, or its salespersons, recommending Janus Henderson funds over other mutual funds (or non-mutual fund investments).

The payment arrangements described above will not change the price a contract owner or plan participant pays for Shares nor the amount that a Janus Henderson fund receives to invest on behalf of the contract owner or plan participant. You should consider whether such arrangements exist when evaluating any recommendations from an intermediary to purchase or sell Shares of the Portfolio and, if applicable, when considering which share class of the Portfolio is most appropriate for you. Please contact your insurance company or plan sponsor for details on such arrangements.

## **PURCHASES**

Purchases of Shares may be made only by the separate accounts of insurance companies for the purpose of funding variable insurance contracts or by certain qualified retirement plans. Refer to the prospectus of the appropriate insurance company separate account or your plan documents for information on how to invest in the Shares of the Portfolio. Under certain circumstances, the Portfolio may permit an in-kind purchase of Shares. Participating insurance companies and certain other designated organizations are authorized to receive purchase orders on the Portfolio's behalf. As discussed under "Payments to Financial Intermediaries by the Adviser or its Affiliates," the Adviser and its affiliates make payments to selected insurance companies, qualified plan service providers, or their affiliates, or other financial intermediaries that were instrumental in the acquisition or retention of accounts for the Portfolio or that provide services in connection with investments in the Portfolio. You should consider such arrangements when evaluating any recommendation of the Portfolio.

The Portfolio reserves the right to reject any purchase order, including exchange purchases, for any reason. The Portfolio is not intended for excessive trading. For more information about the Portfolio's policy on excessive trading, refer to "Excessive Trading."

The Portfolio may discontinue sales to a qualified plan and require plan participants with existing investments in the Shares to redeem those investments if the plan loses (or in the opinion of the Adviser, is at risk of losing) its qualified plan status.

In compliance with the Uniting and Strengthening America by Providing Appropriate Tools Required to Intercept and Obstruct Terrorism Act of 2001 ("USA PATRIOT Act"), your insurance company or plan sponsor is required to verify certain information on your account application as part of its Anti-Money Laundering Program. You will be required to provide your full name, date of birth, Social Security number, and permanent street address to assist in verifying your identity. You may also be asked to provide documents that may help to establish your identity. Until verification of your identity is made, your insurance company or plan sponsor may temporarily limit additional share purchases. In addition, your insurance company or plan sponsor may close an account if they are unable to verify a shareholder's identity. Please contact your insurance company or plan sponsor if you need additional assistance when completing your application or additional information about the insurance company or plan sponsor's Anti-Money Laundering Program.

In an effort to ensure compliance with this law, the Adviser's Anti-Money Laundering Program (the "Program") provides for the development of internal practices, procedures and controls, designation of anti-money laundering compliance officers, an ongoing training program, and an independent audit function to determine the effectiveness of the Program.

### **Potential Conflicts**

Although the Portfolio does not currently anticipate any disadvantages to policy owners because the Portfolio offers its Shares to unaffiliated variable annuity and variable life separate accounts of insurance companies that are unaffiliated with the Adviser and to certain qualified retirement plans, there is a possibility that a material conflict may arise. The Trustees monitor events in an effort to identify any disadvantages or material irreconcilable conflicts and to determine what action, if any, should be taken in response. If a material disadvantage or conflict is identified, the Trustees may require one or more insurance company separate accounts or qualified plans to withdraw its investments in the Portfolio or substitute Shares of another portfolio. If this occurs, the Portfolio may be forced to sell its securities at disadvantageous prices. In addition, the Portfolio may refuse to sell its Shares to any separate account or qualified plan or may suspend or terminate the offering of the Portfolio's Shares if such action is required by law or regulatory authority or is in the best interests of the Portfolio's shareholders. It is possible that a qualified plan investing in the Portfolio could lose its qualified plan status under the

Internal Revenue Code, which could have adverse tax consequences on insurance company separate accounts investing in the Portfolio. The Adviser intends to monitor such qualified plans, and the Portfolio may discontinue sales to a qualified plan and require plan participants with existing investments in the Portfolio to redeem those investments if a plan loses (or in the opinion of the Adviser is at risk of losing) its qualified plan status.

## **REDEMPTIONS**

Redemptions, like purchases, may be effected only through the separate accounts of participating insurance companies or through certain qualified retirement plans. Please refer to the appropriate separate account prospectus or plan documents for details.

Shares of the Portfolio may be redeemed on any business day on which the Portfolio's NAV is calculated. Redemptions are duly processed at the NAV next calculated after your redemption order is received in good order by the Portfolio or its agents. Redemption proceeds will normally be sent within two business days following receipt of the redemption order. The Portfolio typically expects to meet redemption requests by paying out proceeds from cash or cash equivalent portfolio holdings, or by selling portfolio holdings. In stressed market conditions, and other appropriate circumstances, redemption methods may include borrowing funds or redeeming in-kind.

The Portfolio reserves the right to postpone payment of redemption proceeds for up to seven calendar days. Additionally, the right to require the Portfolio to redeem its Shares may be suspended, or the date of payment may be postponed beyond seven calendar days, whenever: (i) trading on the NYSE is restricted, as determined by the SEC, or the NYSE is closed (except for holidays and weekends); (ii) the SEC permits such suspension and so orders; or (iii) an emergency exists as determined by the SEC so that disposal of securities or determination of NAV is not reasonably practicable.

### **Large Shareholder Redemptions**

Certain large shareholders, such as other portfolios, participating insurance companies, accounts, and the Adviser's affiliates, may from time to time own (beneficially or of record) or control a significant percentage of the Portfolio's Shares. Redemptions by these large shareholders of their holdings in the Portfolio may cause the Portfolio to sell securities at times when it would not otherwise do so, which may negatively impact the Portfolio's NAV and liquidity. Similarly, large Portfolio share purchases may adversely affect the Portfolio's performance to the extent that the Portfolio is delayed in investing new cash and is required to maintain a larger cash position than it ordinarily would. A large shareholder purchase or redemption may also increase transaction costs. In addition, a large redemption could result in the Portfolio's current expenses being allocated over a smaller asset base, which could lead to an increase in the Portfolio's expense ratio.

### **Redemptions In-Kind**

Shares normally will be redeemed for cash, although the Portfolio retains the right to redeem some or all of its shares in-kind under unusual circumstances, in order to protect the interests of remaining shareholders, to accommodate a request by a particular shareholder that does not adversely affect the interests of the remaining shareholders, or in connection with the liquidation of a portfolio, by delivery of securities selected from its assets at its discretion. However, the Portfolio is required to redeem shares solely for cash up to the lesser of \$250,000 or 1% of the NAV of the Portfolio during any 90-day period for any one shareholder. Should redemptions by any shareholder exceed such limitation, the Portfolio will have the option of redeeming the excess in cash or in-kind. In-kind payment means payment will be made in portfolio securities rather than cash, and may potentially include illiquid investments. Illiquid investments may not be able to be sold quickly or at a price that reflects full value, or there may not be a market for such investments, which could cause the redeeming shareholder to realize losses on the investment if it is sold at a price lower than that at which it had been valued. If the Portfolio makes an in-kind payment, the redeeming shareholder might incur brokerage or other transaction costs to convert the securities to cash, whereas such costs are borne by the Portfolio for cash redemptions.

While the Portfolio may pay redemptions in-kind, the Portfolio may instead choose to raise cash to meet redemption requests through the sale of portfolio securities or permissible borrowings. If the Portfolio is forced to sell securities at an unfavorable time and/or under unfavorable conditions, such sales may adversely affect the Portfolio's NAV and may increase brokerage costs.

## EXCESSIVE TRADING

### Excessive and Short-Term Trading Policies and Procedures

The Trustees have adopted policies and procedures with respect to short-term and excessive trading of Portfolio shares (“excessive trading”). The Portfolio is intended for long-term investment purposes, and the Portfolio will take reasonable steps to attempt to detect and deter short-term and excessive trading. Transactions placed in violation of the Portfolio’s excessive trading policies and procedures may be cancelled or rescinded by the Portfolio by the next business day following receipt by the Portfolio. The trading history of accounts determined to be under common ownership or control within any of the Janus Henderson funds may be considered in enforcing these policies and procedures. As described below, the Portfolio may not be able to identify all instances of excessive trading or completely eliminate the possibility of excessive trading. In particular, it may be difficult to identify excessive trading in certain omnibus accounts and other accounts traded through intermediaries (such as insurance companies or plan sponsors). By their nature, omnibus accounts, in which purchases and redemptions of the Portfolio’s shares by multiple investors are aggregated by the intermediary and presented to the Portfolio on a net basis, may effectively conceal the identity of individual investors and their transactions from the Portfolio and its agents. This makes the elimination of excessive trading in the accounts impractical without the assistance of the intermediary.

The Janus Henderson funds attempt to deter excessive trading through at least the following methods:

- trade monitoring; and
- fair valuation of securities as described under “Pricing of Portfolio Shares.”

The Portfolio monitors for patterns of shareholder short-term trading and may suspend or permanently terminate the purchase and exchange privilege (if permitted by your insurance company or plan sponsor) of any investor who is identified as having a pattern of short-term trading. The Portfolio at all times reserves the right to reject any purchase or exchange request and to modify or terminate the purchase and exchange privileges for any investor for any reason without prior notice, in particular, if the trading activity in the account(s) is deemed to be disruptive to the Portfolio. For example, the Portfolio may refuse a purchase order if the portfolio managers believe they would be unable to invest the money effectively in accordance with the Portfolio’s investment policies or the Portfolio would otherwise be adversely affected due to the size of the transaction, frequency of trading, or other factors.

The Portfolio’s Trustees may approve from time to time a redemption fee to be imposed by any Janus Henderson fund, subject to 60 days’ notice to shareholders of that fund.

Investors who place transactions through the same insurance company or plan sponsor on an omnibus basis may be deemed part of a group for the purpose of the Portfolio’s excessive trading policies and procedures and may be rejected in whole or in part by the Portfolio. The Portfolio, however, cannot always identify or reasonably detect excessive trading that may be facilitated by insurance companies or plan sponsors or made difficult to identify through the use of omnibus accounts by those intermediaries that transmit purchase, exchange, and redemption orders to the Portfolio, and thus the Portfolio may have difficulty curtailing such activity. Transactions accepted by an insurance company or plan sponsor in violation of the Portfolio’s excessive trading policies may be cancelled or revoked by the Portfolio by the next business day following receipt by the Portfolio.

In an attempt to detect and deter excessive trading in omnibus accounts, the Portfolio or its agents may require intermediaries to impose restrictions on the trading activity of accounts traded through those intermediaries. Such restrictions may include, but are not limited to, requiring that trades be placed by U.S. mail, prohibiting future purchases by investors who have recently redeemed Portfolio shares, requiring intermediaries to report information about customers who purchase and redeem large amounts, and similar restrictions. The Portfolio’s ability to impose such restrictions with respect to accounts traded through particular intermediaries may vary depending on the systems’ capabilities, applicable contractual and legal restrictions, and cooperation of those intermediaries.

Generally, the Portfolio’s excessive trading policies and procedures do not apply to (i) a money market fund, although money market funds at all times reserve the right to reject any purchase request (including exchange purchases, if permitted by your insurance company or plan sponsor) for any reason without prior notice; (ii) transactions in the Janus Henderson funds by a Janus Henderson “fund of funds,” which is a fund that primarily invests in other Janus Henderson funds; (iii) periodic rebalancing and identifiable transactions by certain funds of funds and asset allocation programs to realign portfolio investments with existing target allocations; and (iv) systematic purchase, exchange, or redemption programs.

The Portfolio's policies and procedures regarding excessive trading may be modified at any time by the Portfolio's Trustees.

### **Excessive Trading Risks**

Excessive trading may present risks to the Portfolio's long-term shareholders. Excessive trading into and out of the Portfolio may disrupt portfolio investment strategies, may create taxable gains to remaining Portfolio shareholders, and may increase Portfolio expenses, all of which may negatively impact investment returns for all remaining shareholders, including long-term shareholders.

Portfolios that invest in foreign securities may be at a greater risk for excessive trading. Investors may attempt to take advantage of anticipated price movements in securities held by a portfolio based on events occurring after the close of a foreign market that may not be reflected in the portfolio's NAV (referred to as "price arbitrage"). Such arbitrage opportunities may also arise in portfolios which do not invest in foreign securities, for example, when trading in a security held by a portfolio is halted and does not resume prior to the time the portfolio calculates its NAV (referred to as "stale pricing"). Portfolios that hold thinly-traded securities, such as certain small-capitalization securities, may be subject to attempted use of arbitrage techniques. To the extent that the Portfolio's valuation of a security differs from the security's market value, short-term arbitrage traders may dilute the NAV of the Portfolio, which negatively impacts long-term shareholders. Although the Portfolio has adopted valuation policies and procedures intended to reduce the Portfolio's exposure to price arbitrage, stale pricing, and other potential pricing inefficiencies, under such circumstances there is potential for short-term arbitrage trades to dilute the value of shares held by the Portfolio.

Although the Portfolio takes steps to detect and deter excessive trading pursuant to the policies and procedures described in this Prospectus and approved by the Trustees, there is no assurance that these policies and procedures will be effective in limiting excessive trading in all circumstances. For example, the Portfolio may be unable to completely eliminate the possibility of excessive trading in certain omnibus accounts and other accounts traded through intermediaries. Omnibus accounts may effectively conceal the identity of individual investors and their transactions from the Portfolio and its agents. This makes the Portfolio's identification of excessive trading transactions in the Portfolio through an omnibus account difficult and makes the elimination of excessive trading in the account impractical without the assistance of the intermediary. Moreover, the contract between an insurance company and the owner of a variable insurance contract may govern the frequency with which the contract owner may cause the insurance company to purchase or redeem shares of the Portfolio. Although the Portfolio encourages intermediaries to take necessary actions to detect and deter excessive trading, some intermediaries may be unable or unwilling to do so, and accordingly, the Portfolio cannot eliminate completely the possibility of excessive trading.

Shareholders that invest through an omnibus account should be aware that they may be subject to the policies and procedures of their insurance company or plan sponsor with respect to excessive trading in the Portfolio.

### **AVAILABILITY OF PORTFOLIO HOLDINGS INFORMATION**

The Mutual Fund Holdings Disclosure Policies and Procedures adopted by the Adviser and all mutual funds managed within the Janus Henderson fund complex are designed to be in the best interests of the portfolios and to protect the confidentiality of the portfolios' holdings. The following describes policies and procedures with respect to disclosure of portfolio holdings.

- **Full Holdings.** A schedule of the Portfolio's holdings, consisting of at least the names of the holdings, is generally available on a monthly basis with a 30-day lag and is posted under Full Holdings for the Portfolio at [janushenderson.com/VIT](http://janushenderson.com/VIT). A complete schedule of the Portfolio's holdings is also available semiannually and annually in shareholder reports and, after the first and third fiscal quarters, in Form N-PORT. Information reported in shareholder reports and in Form N-PORT will be made publicly available within 60 days after the end of the respective fiscal quarter. The Portfolio's shareholder reports and Form N-PORT filings are available on the SEC's website at <http://www.sec.gov>. In addition, the Portfolio's shareholder reports are available without charge, upon request, by calling a Janus Henderson representative at 1-877-335-2687 (toll free).
- **Top Holdings.** The Portfolio's top portfolio holdings, in order of position size and as a percentage of the Portfolio's total portfolio, are available monthly with a 15-day lag.
- **Other Information.** The Portfolio may occasionally provide security breakdowns (e.g., industry, sector, regional, market capitalization, and asset allocation) and specific portfolio level performance attribution information and statistics monthly

with a 15-day lag. Top/bottom equity securities ranked by performance attribution, including the percentage attribution to Portfolio performance, average Portfolio weighting, and other relevant data points, may be provided monthly with a 15-day lag.

The Adviser may exclude from publication on its websites all or any portion of portfolio holdings or change the time periods of disclosure as deemed necessary to protect the interests of the Janus Henderson funds. Under extraordinary circumstances, exceptions to the Mutual Fund Holdings Disclosure Policies and Procedures may be made by Janus Henderson's Chief Investment Officer, in consultation with the Portfolio's Chief Compliance Officer or a designee. Such exceptions may be made without prior notice to shareholders. A summary of the Portfolio's holdings disclosure policies and procedures, which includes a discussion of any exceptions, is contained in the Portfolio's SAI.

## **SHAREHOLDER COMMUNICATIONS**

Your insurance company or plan sponsor is responsible for providing annual and semiannual reports, including the financial statements of the Portfolio. These reports show the Portfolio's investments and the market value of such investments, as well as other information about the Portfolio and its operations. Please contact your insurance company or plan sponsor to obtain these reports. The Trust's fiscal year ends December 31.

## FINANCIAL HIGHLIGHTS

The financial highlights table is intended to help you understand the Portfolio's financial performance for the period ended December 31 of the fiscal years shown. Items "Net asset value, beginning of period" through "Net asset value, end of period" reflect financial results for a single Portfolio Share. The gross expense ratio reflects expenses prior to any expense offset arrangement and waivers (reimbursements), if applicable. The net expense ratio reflects expenses after any expense offset arrangement and waivers (reimbursements), if applicable. The information shown for the fiscal years ended December 31 has been audited by PricewaterhouseCoopers LLP, whose report, along with the Portfolio's financial statements, is included in the Annual Report, which is available upon request, and incorporated by reference into the SAI.

The total returns in the table represent the rate that an investor would have earned (or lost) on an investment in the Institutional Shares of the Portfolio (assuming reinvestment of all dividends and distributions) but do not include charges and expenses attributable to any insurance product. If these charges and expenses had been included, the performance for the years shown would be lower. "Total return" information may include adjustments in accordance with generally accepted accounting principles. As a result, returns may differ from returns for shareholder transactions.

### Forty Portfolio – Institutional Shares

|  | Years ended December 31 |                |                |                |                |
|--|-------------------------|----------------|----------------|----------------|----------------|
|  | 2021                    | 2020           | 2019           | 2018           | 2017           |
| <b>Net asset value, beginning of period</b>                  | <b>\$57.00</b>          | <b>\$44.38</b> | <b>\$35.20</b> | <b>\$39.76</b> | <b>\$32.19</b> |
| <b>Income from investment operations:</b>                    |                         |                |                |                |                |
| Net investment income/(loss) <sup>(1)</sup>                  | (0.15)                  | (0.01)         | 0.09           | 0.07           | 0.02           |
| Net gain/(loss) on securities (both realized and unrealized) | 12.39                   | 16.29          | 12.55          | 1.31           | 9.58           |
| <b>Total from investment operations</b>                      | <b>12.24</b>            | <b>16.28</b>   | <b>12.64</b>   | <b>1.38</b>    | <b>9.60</b>    |
| <b>Less distributions:</b>                                   |                         |                |                |                |                |
| Dividends (from net investment income)                       | —                       | (0.14)         | (0.06)         | —              | —              |
| Distributions (from capital gains)                           | (7.49)                  | (3.52)         | (3.40)         | (5.94)         | (2.03)         |
| <b>Total distributions</b>                                   | <b>(7.49)</b>           | <b>(3.66)</b>  | <b>(3.46)</b>  | <b>(5.94)</b>  | <b>(2.03)</b>  |
| <b>Net asset value, end of period</b>                        | <b>\$61.75</b>          | <b>\$57.00</b> | <b>\$44.38</b> | <b>\$35.20</b> | <b>\$39.76</b> |
| <b>Total return<sup>(2)</sup></b>                            | <b>22.90%</b>           | <b>39.40%</b>  | <b>37.16%</b>  | <b>1.98%</b>   | <b>30.31%</b>  |
| Net assets, end of period (in thousands)                     | \$523,822               | \$462,216      | \$362,001      | \$292,132      | \$309,258      |
| Average net assets for the period (in thousands)             | \$497,818               | \$389,419      | \$337,416      | \$327,962      | \$297,125      |
| Ratio of gross expenses to average net assets                | 0.77%                   | 0.76%          | 0.77%          | 0.71%          | 0.82%          |
| Ratio of net expenses to average net assets                  | 0.77%                   | 0.76%          | 0.77%          | 0.71%          | 0.82%          |
| Ratio of net investment income/(loss) to average net assets  | (0.25)%                 | (0.02)%        | 0.23%          | 0.17%          | 0.05%          |
| Portfolio turnover rate                                      | 31%                     | 41%            | 35%            | 41%            | 39%            |

(1) Per share amounts are calculated using the average shares outstanding method.

(2) The return includes adjustments in accordance with generally accepted accounting principles required at period end date. Total return does not include fees, charges, or expenses imposed by the variable annuity and life insurance contracts for which Janus Aspen Series serves as an underlying investment vehicle.



## GLOSSARY OF INVESTMENT TERMS

---

This glossary provides a more detailed description of some of the types of securities, investment strategies, and other instruments in which the Portfolio may invest, as well as some general investment terms. The Portfolio may invest in these instruments to the extent permitted by its investment objective and policies. The Portfolio is not limited by this discussion and may invest in any other types of instruments not precluded by the policies discussed elsewhere in this Prospectus.

### EQUITY AND DEBT SECURITIES

**Average-Weighted Effective Maturity** is a measure of a bond's maturity. The stated maturity of a bond is the date when the issuer must repay the bond's entire principal value to an investor. Some types of bonds may also have an "effective maturity" that is shorter than the stated date due to prepayment or call provisions. Securities without prepayment or call provisions generally have an effective maturity equal to their stated maturity. Average-weighted effective maturity is calculated by averaging the effective maturity of bonds held by a Portfolio with each effective maturity "weighted" according to the percentage of net assets that it represents.

**Bank loans** include institutionally-traded floating and fixed-rate debt securities generally acquired as a participation interest in or assignment of a loan originated by a lender or financial institution. Assignments and participations involve credit, interest rate, and liquidity risk. Interest rates on floating rate securities adjust with interest rate changes and/or issuer credit quality. If a Portfolio purchases a participation interest, it may only be able to enforce its rights through the lender and may assume the credit risk of both the borrower and the lender. There are also risks involved in purchasing assignments. If a loan is foreclosed, a Portfolio may become part owner of any collateral securing the loan and may bear the costs and liabilities associated with owning and disposing of any collateral. The Portfolio could be held liable as a co-lender. In addition, there is no assurance that the liquidation of any collateral from a secured loan would satisfy a borrower's obligations or that any collateral could be liquidated. A Portfolio may have difficulty trading assignments and participations to third parties or selling such securities in secondary markets, which in turn may affect the Portfolio's NAV.

**Bonds** are debt securities issued by a company, municipality, government, or government agency. The issuer of a bond is required to pay the holder the amount of the loan (or par value of the bond) at a specified maturity and to make scheduled interest payments.

**Certificates of Participation ("COPs")** are certificates representing an interest in a pool of securities. Holders are entitled to a proportionate interest in the underlying securities.

**Collateralized Mortgage Obligations ("CMOs")** are a type of mortgage-backed security that are created by dividing the principal and interest payments collected on a pool of mortgages into several revenue streams (tranches) with different priority rights to portions of the underlying mortgage payments. Certain CMO tranches are frequently referred to as "mortgage derivatives" and may be extremely sensitive to changes in interest rates. The issuer of a series of CMOs may elect to be treated as a Real Estate Mortgage Investment Conduit ("REMIC"). A REMIC is a CMO that qualifies for special tax treatment and invests in certain mortgages principally secured by interests in real property and other permitted investments.

**Commercial paper** is a short-term debt obligation with a maturity ranging from 1 to 270 days issued by banks, corporations, and other borrowers to investors seeking to invest idle cash. A Portfolio may purchase commercial paper issued in private placements under Section 4(2) of the Securities Act of 1933, as amended (the "1933 Act").

**Common stocks** are equity securities representing shares of ownership in a company and usually carry voting rights and earn dividends. Unlike preferred stock, dividends on common stock are not fixed but are declared at the discretion of the issuer's board of directors.

**Convertible securities** are preferred stocks or bonds that pay a fixed dividend or interest payment and are convertible into common stock at a specified price or conversion ratio.

**Debt securities** are securities representing money borrowed that must be repaid at a later date. Such securities have specific maturities and usually a specific rate of interest or an original purchase discount.

**Depository receipts** are receipts for shares of a foreign-based corporation that entitle the holder to dividends and capital gains on the underlying security. Receipts include those issued by domestic banks (American Depositary Receipts), foreign banks (Global or European Depositary Receipts), and broker-dealers (depository shares).

**Duration** is a measurement of price sensitivity to interest rate changes. Unlike average maturity, duration reflects both principal and interest payments. Generally, the higher the coupon rate on a bond, the lower its duration will be. The duration



of a bond portfolio is calculated by averaging the duration of bonds held by a Portfolio with each duration “weighted” according to the percentage of net assets that it represents. Because duration accounts for interest payments, a Portfolio’s duration is usually shorter than its average maturity. Securities with longer durations tend to be more sensitive to changes in interest rates, and are usually more volatile than securities with shorter duration. For example, the price of a bond portfolio with an average duration of five years would be expected to fall approximately 5% if interest rates rose by one percentage point. A Portfolio with a longer portfolio duration is more likely to experience a decrease in its share price as interest rates rise.

**Equity securities** generally include domestic and foreign common stocks; preferred stocks; securities convertible into common stocks or preferred stocks; warrants to purchase common or preferred stocks; and other securities with equity characteristics.

**Exchange-traded funds (“ETFs”)** are index-based investment companies which hold substantially all of their assets in securities with equity characteristics. As a shareholder of another investment company, a Portfolio would bear its pro rata portion of the other investment company’s expenses, including advisory fees, in addition to the expenses the Portfolio bears directly in connection with its own operations.

**Fixed-income securities** are securities that pay a specified rate of return. The term generally includes short- and long-term government, corporate, and municipal obligations that pay a specified rate of interest, dividends, or coupons for a specified period of time. Coupon and dividend rates may be fixed for the life of the issue or, in the case of adjustable and floating rate securities, for a shorter period.

**High-yield/high-risk bonds** are bonds that are rated below investment grade by the primary rating agencies (i.e., BB+ or lower by Standard & Poor’s and Fitch, or Ba1 or lower by Moody’s). Other terms commonly used to describe such bonds include “lower rated bonds,” “non-investment grade bonds,” and “junk bonds.”

**Mortgage- and asset-backed securities** are shares in a pool of mortgages or other debt instruments. These securities are generally pass-through securities, which means that principal and interest payments on the underlying securities (less servicing fees) are passed through to shareholders on a pro rata basis. These securities involve both extension risk, where during periods of rising interest rates, certain debt obligations may be paid off substantially slower than originally expected, and prepayment risk, where during periods of falling interest rates, certain debt obligations may be paid off quicker than originally anticipated. In that case, a Portfolio may have to reinvest the proceeds from the securities at a lower rate. Potential market gains on a security subject to prepayment risk may be more limited than potential market gains on a comparable security that is not subject to prepayment risk. These risks may reduce a Portfolio’s returns.

**Mortgage dollar rolls** are transactions in which a Portfolio sells a mortgage-related security, such as a security issued by Government National Mortgage Association, to a dealer and simultaneously agrees to purchase a similar security (but not the same security) in the future at a predetermined price. A “dollar roll” can be viewed as a collateralized borrowing in which a Portfolio pledges a mortgage-related security to a dealer to obtain cash.

**Municipal securities** are bonds or notes issued by a U.S. state or political subdivision. A municipal security may be a general obligation backed by the full faith and credit (i.e., the borrowing and taxing power) of a municipality or a revenue obligation paid out of the revenues of a designated project, facility, or revenue source.

**Pass-through securities** are shares or certificates of interest in a pool of debt obligations that have been repackaged by an intermediary, such as a bank or broker-dealer.

**Passive foreign investment companies (“PFICs”)** are any foreign corporations which generate certain amounts of passive income or hold certain amounts of assets for the production of passive income. Passive income includes dividends, interest, royalties, rents, and annuities. To avoid taxes and interest that a Portfolio must pay if these investments are profitable, the Portfolio may make various elections permitted by the tax laws. These elections could require that a Portfolio recognize taxable income, which in turn must be distributed, before the securities are sold and before cash is received to pay the distributions.

**Pay-in-kind bonds** are debt securities that normally give the issuer an option to pay cash at a coupon payment date or give the holder of the security a similar bond with the same coupon rate and a face value equal to the amount of the coupon payment that would have been made.

**Preferred stocks** are equity securities that generally pay dividends at a specified rate and have preference over common stock in the payment of dividends and liquidation. Preferred stock generally does not carry voting rights.

**Private placements** are securities that are subject to legal and/or contractual restrictions on their sales. These securities may not be listed on an exchange and may have no active trading market. As a result of the absence of a public trading market, the prices of these securities may be more volatile and more difficult to determine than publicly traded securities and these securities may involve heightened risk as compared to investments in securities of publicly traded companies.

**Real estate investment trust (“REIT”)** is an investment trust that operates through the pooled capital of many investors who buy its shares. Investments are in direct ownership of either income property or mortgage loans. A REIT may be listed on an exchange or traded over-the-counter.

**Restricted securities** are securities acquired through nonpublic transactions that have limitations on their resale. Restricted securities are unregistered and may only be resold under certain circumstances as noted in Rule 144A of the 1933 Act.

**Senior securities** are securities that rank above an issuing company’s other securities in the event of a bankruptcy or liquidation, which means a Portfolio would be in line to receive repayment of its investment before certain of the company’s other creditors.

**Standby commitment** is a right to sell a specified underlying security or securities within a specified period of time and at an exercise price equal to the amortized cost of the underlying security or securities plus accrued interest, if any, at the time of exercise, that may be sold, transferred, or assigned only with the underlying security or securities. A standby commitment entitles the holder to receive same day settlement, and will be considered to be from the party to whom the investment company will look for payment of the exercise price.

**Step coupon bonds** trade at a discount from their face value and pay coupon interest. The coupon rate is low for an initial period and then increases to a higher coupon rate. The discount from the face amount or par value depends on the time remaining until cash payments begin, prevailing interest rates, liquidity of the security and the perceived credit quality of the issuer.

**Strip bonds** are debt securities that are stripped of their interest (usually by a financial intermediary) after the securities are issued. The market value of these securities generally fluctuates more in response to changes in interest rates than interest-paying securities of comparable maturity.

**“To be announced” or “TBA” commitments** are forward agreements for the purchase or sale of securities, including mortgage-backed securities, for a fixed price, with payment and delivery on an agreed upon future settlement date. The specific securities to be delivered are not identified at the trade date. However, delivered securities must meet specified terms, including issuer, rate, and mortgage terms. At the time the TBA commitment is made, the transaction is recorded and thereafter the value of such securities is reflected each day in determining a Portfolio’s net asset value (“NAV”). Because a Portfolio is generally not required to pay for the security until the settlement date, if the Portfolio remains substantially fully invested at a time when TBA commitment purchases are outstanding, the purchases may result in a form of leverage.

**U.S. Government securities** include direct obligations of the U.S. Government that are supported by its full faith and credit. Treasury bills have initial maturities of less than one year, Treasury notes have initial maturities of one to ten years, and Treasury bonds may be issued with any maturity but generally have maturities of at least ten years. U.S. Government securities also include indirect obligations of the U.S. Government that are issued by federal agencies and government sponsored entities. Unlike Treasury securities, agency securities generally are not backed by the full faith and credit of the U.S. Government. Some agency securities are supported by the right of the issuer to borrow from the Treasury, others are supported by the discretionary authority of the U.S. Government to purchase the agency’s obligations, and others are supported only by the credit of the sponsoring agency.

**Variable and floating rate securities** have variable or floating rates of interest and, under certain limited circumstances, may have varying principal amounts. Variable and floating rate securities pay interest at rates that are adjusted periodically according to a specified formula, usually with reference to some interest rate index or market interest rate (the “underlying index”). The floating rate tends to decrease the security’s price sensitivity to changes in interest rates.

**Warrants** are securities, typically issued with preferred stock or bonds, which give the holder the right to buy a proportionate amount of common stock at a specified price. The specified price is usually higher than the market price at the time of issuance of the warrant. The right may last for a period of years or indefinitely.

**Zero coupon bonds** are debt obligations that do not pay regular cash interest payments at regular intervals, but are issued at a discount from face value. The discount approximates the total amount of interest the security will accrue from the date of

issuance to maturity. The market value of these securities generally fluctuates more in response to changes in interest rates than interest-paying securities.

## FUTURES, OPTIONS, AND OTHER DERIVATIVES

**Credit default swaps** are a specific kind of counterparty agreement that allows the transfer of third party credit risk from one party to the other. One party in the swap is a lender and faces credit risk from a third party, and the counterparty in the credit default swap agrees to insure this risk in exchange for regular periodic payments.

**Derivatives** are instruments that have a value derived from, or directly linked to, an underlying asset (stock, bond, commodity, currency, interest rate or market index). Types of derivatives can include, but are not limited to options, forward currency contracts, swaps, and futures contracts.

**Equity-linked structured notes** are derivative securities which are specially designed to combine the characteristics of one or more underlying securities and their equity derivatives in a single note form. The return and/or yield or income component may be based on the performance of the underlying equity securities, an equity index, and/or option positions. Equity-linked structured notes are typically offered in limited transactions by financial institutions in either registered or non-registered form. An investment in equity-linked structured notes creates exposure to the credit risk of the issuing financial institution, as well as to the market risk of the underlying securities. There is no guaranteed return of principal with these securities, and the appreciation potential of these securities may be limited by a maximum payment or call right. In certain cases, equity-linked structured notes may be more volatile and less liquid than less complex securities or other types of fixed-income securities. Such securities may exhibit price behavior that does not correlate with other fixed-income securities.

**Equity swaps** involve the exchange by two parties of future cash flow (e.g., one cash flow based on a referenced interest rate and the other based on the performance of stock or a stock index).

**Forward contracts** are contracts to purchase or sell a specified amount of a financial instrument for an agreed upon price at a specified time. Forward contracts are not currently exchange-traded and are typically negotiated on an individual basis. A Portfolio may enter into forward currency contracts for investment purposes or to hedge against declines in the value of securities denominated in, or whose value is tied to, a currency other than the U.S. dollar or to reduce the impact of currency appreciation on purchases of such securities. It may also enter into forward contracts to purchase or sell securities or other financial indices.

**Futures contracts** are contracts that obligate the buyer to receive and the seller to deliver an instrument or money at a specified price on a specified date. A Portfolio may buy and sell futures contracts on foreign currencies, securities, and financial indices including indices of U.S. Government, foreign government, equity, or fixed-income securities. A Portfolio may also buy options on futures contracts. An option on a futures contract gives the buyer the right, but not the obligation, to buy or sell a futures contract at a specified price on or before a specified date. Futures contracts and options on futures are standardized and traded on designated exchanges. To the extent a Portfolio engages in futures contracts on foreign exchanges, such exchanges may not provide the same protection as U.S. exchanges.

**Indexed/structured securities** are typically short- to intermediate-term debt securities whose value at maturity or interest rate is linked to currencies, interest rates, equity securities, indices, commodity prices, or other financial indicators. Such securities may be positively or negatively indexed (e.g., their value may increase or decrease if the reference index or instrument appreciates). Indexed/structured securities may have return characteristics similar to direct investments in the underlying instruments and may be more volatile than the underlying instruments. A Portfolio bears the market risk of an investment in the underlying instruments, as well as the credit risk of the issuer.

**Inflation-linked swaps** involve the exchange by a Portfolio with another party of their respective commitments to pay or receive interest (e.g., an exchange of fixed rate payments for floating rate payments or an exchange of floating rate payments based on two different reference indices). By design, one of the reference indices is an inflation index, such as the Consumer Price Index.

**Interest rate swaps** involve the exchange by two parties of their respective commitments to pay or receive interest (e.g., an exchange of floating rate payments for fixed rate payments).

**Inverse floaters** are debt instruments whose interest rate bears an inverse relationship to the interest rate on another instrument or index. For example, upon reset, the interest rate payable on the inverse floater may go down when the

underlying index has risen. Certain inverse floaters may have an interest rate reset mechanism that multiplies the effects of change in the underlying index. Such mechanism may increase the volatility of the security's market value.

**Options** are the right, but not the obligation, to buy or sell a specified amount of securities or other assets on or before a fixed date at a predetermined price. A Portfolio may purchase and write put and call options on securities, securities indices, and foreign currencies. A Portfolio may purchase or write such options individually or in combination.

**Participatory notes** are derivative securities which are linked to the performance of an underlying Indian security and which allow investors to gain market exposure to Indian securities without trading directly in the local Indian market.

**Total return swaps** involve an exchange by two parties in which one party makes payments based on a set rate, either fixed or variable, while the other party makes payments based on the return of an underlying asset, which includes both the income it generates and any capital gains over the payment period. A fixed-income total return swap may be written on many different kinds of underlying reference assets, and may include different indices for various kinds of debt securities (e.g., U.S. investment grade bonds, high-yield bonds, or emerging market bonds).

## OTHER INVESTMENTS, STRATEGIES, AND/OR TECHNIQUES

**Cash sweep program** is an arrangement in which a Portfolio's uninvested cash balance is used to purchase shares of affiliated or non-affiliated money market funds or cash management pooled investment vehicles that operate pursuant to the provisions of the Investment Company Act of 1940, as amended (the "1940 Act"), that govern the operation of money market funds at the end of each day.

**Diversification** is a classification given to a fund under the 1940 Act. Portfolios are classified as either "diversified" or "nondiversified." To be classified as "diversified" under the 1940 Act, a portfolio may not, with respect to 75% of its total assets, invest more than 5% of its total assets in any issuer and may not own more than 10% of the outstanding voting securities of an issuer. A portfolio that is classified as "nondiversified" under the 1940 Act, on the other hand, has the flexibility to take larger positions in issuers than a portfolio that is classified as "diversified." However, because the appreciation or depreciation of a single security may have a greater impact on the net asset value of a portfolio which is classified as nondiversified, its share price can be expected to fluctuate more than a comparable portfolio which is classified as diversified.

**Industry concentration** for purposes under the 1940 Act is the investment of 25% or more of a Portfolio's total assets in an industry or group of industries.

**Leverage** is investment exposure which exceeds the initial amount invested. Leverage occurs when a Portfolio increases its assets available for investment using reverse repurchase agreements or other similar transactions. In addition, other investment techniques, such as short sales and certain derivative transactions, can create a leveraging effect. Engaging in transactions using leverage or those having a leveraging effect subjects a Portfolio to certain risks. Leverage can magnify the effect of any gains or losses, causing a Portfolio to be more volatile than if it had not been leveraged. Certain commodity-linked derivative investments may subject a Portfolio to leveraged market exposure to commodities. In addition, a Portfolio's assets that are used as collateral to secure short sale transactions may decrease in value while the short positions are outstanding, which may force the Portfolio to use its other assets to increase collateral. There is no assurance that a leveraging strategy will be successful.

**Market capitalization** is the most commonly used measure of the size and value of a company. It is computed by multiplying the current market price of a share of the company's stock by the total number of its shares outstanding. Market capitalization is an important investment criterion for certain portfolios, while others do not emphasize investments in companies of any particular size.

**Repatriation** is the ability to move liquid financial assets from a foreign country to an investor's country of origin.

**Repurchase agreements** involve the purchase of a security by a Portfolio and a simultaneous agreement by the seller (generally a bank or dealer) to repurchase the security from the Portfolio at a specified date or upon demand. This technique offers a method of earning income on idle cash. These securities involve the risk that the seller will fail to repurchase the security, as agreed. In that case, a Portfolio will bear the risk of market value fluctuations until the security can be sold and may encounter delays and incur costs in liquidating the security.

**Reverse repurchase agreements** involve the sale of a security by a Portfolio to another party (generally a bank or dealer) in return for cash and an agreement by the Portfolio to buy the security back at a specified price and time. This technique will be used primarily to provide cash to satisfy unusually high redemption requests, or for other temporary or emergency purposes.

**Short sales** in which a Portfolio may engage may be either “short sales against the box” or other short sales. Short sales against the box involve selling short a security that a Portfolio owns, or a Portfolio has the right to obtain the amount of the security sold short at a specified date in the future. A Portfolio may also enter into a short sale to hedge against anticipated declines in the market price of a security or to reduce portfolio volatility. If the value of a security sold short increases prior to the scheduled delivery date, the Portfolio loses the opportunity to participate in the gain. For short sales, the Portfolio will incur a loss if the value of a security increases during this period because it will be paying more for the security than it has received from the purchaser in the short sale. If the price declines during this period, a Portfolio will realize a short-term capital gain. Although a Portfolio’s potential for gain as a result of a short sale is limited to the price at which it sold the security short less the cost of borrowing the security, its potential for loss is theoretically unlimited because there is no limit to the cost of replacing the borrowed security.

**When-issued, delayed delivery, and forward commitment transactions** generally involve the purchase of a security with payment and delivery at some time in the future – i.e., beyond normal settlement. A Portfolio does not earn interest on such securities until settlement and bears the risk of market value fluctuations in between the purchase and settlement dates. New issues of stocks and bonds, private placements, and U.S. Government securities may be sold in this manner.

This page intentionally left blank.

This page intentionally left blank.

You can make inquiries and request other information, including a Statement of Additional Information, annual report, or semiannual report (as they become available), free of charge, by contacting your insurance company or plan sponsor, or by contacting a Janus Henderson representative at 1-877-335-2687. The Portfolio's Statement of Additional Information and most recent annual and semiannual reports are also available, free of charge, at [janushenderson.com/VIT](http://janushenderson.com/VIT). Additional information about the Portfolio's investments is available in the Portfolio's annual and semiannual reports. In the Portfolio's annual report, you will find a discussion of the market conditions and investment strategies that significantly affected the Portfolio's performance during its last fiscal period. Other information is also available from financial intermediaries that sell Shares of the Portfolio.

The Statement of Additional Information provides detailed information about the Portfolio and is incorporated into this Prospectus by reference. Reports and other information about the Portfolio are available on the Electronic Data Gathering Analysis and Retrieval (EDGAR) Database on the SEC's website at <http://www.sec.gov>. You may obtain copies of this information, after paying a duplicating fee, by electronic request at the following e-mail address: [publicinfo@sec.gov](mailto:publicinfo@sec.gov).

## Janus Henderson

---

INVESTORS

**[janushenderson.com/VIT](http://janushenderson.com/VIT)**

151 Detroit Street  
Denver, CO 80206-4805  
1-877-335-2687



Janus Henderson Enterprise Portfolio . . . . .

**Institutional Shares**  
**Ticker**  
JAAGX

# Janus Aspen Series

Prospectus

This Prospectus describes Janus Henderson Enterprise Portfolio (the “Portfolio”), a series of Janus Aspen Series (the “Trust”). Janus Henderson Investors US LLC (*formerly* Janus Capital Management LLC) (the “Adviser”) serves as investment adviser to the Portfolio. The Portfolio currently offers two classes of shares. The Institutional Shares (the “Shares”) are offered by this Prospectus in connection with investment in and payments under variable annuity contracts and variable life insurance contracts (collectively, “variable insurance contracts”), as well as certain qualified retirement plans.

This Prospectus contains information that a prospective purchaser of a variable insurance contract or plan participant should consider in conjunction with the accompanying separate account prospectus of the specific insurance company product before allocating purchase payments or premiums to the Portfolio. Each variable insurance contract involves fees and expenses that are not described in this Prospectus. Refer to the accompanying contract prospectus for information regarding contract fees and expenses and any restrictions on purchases or allocations.

For the purpose of this Prospectus, any reference to the “Janus Henderson funds” is inclusive of all series of the Trust, collectively, unless otherwise noted in this Prospectus.

# TABLE OF CONTENTS

---

|   |    |
|---|----|
| PORTFOLIO SUMMARY   |    |
| Janus Henderson Enterprise Portfolio . . . . .                                  | 2  |
| ADDITIONAL INFORMATION ABOUT THE PORTFOLIO                                      |    |
| Fees and expenses . . . . .   | 6  |
| Additional investment strategies and general portfolio policies . . . . .       | 6  |
| Risks of the Portfolio . . . . .  | 10 |
| MANAGEMENT OF THE PORTFOLIO   |    |
| Investment adviser . . . . .  | 17 |
| Management expenses . . . . .   | 17 |
| Investment personnel . . . . .  | 18 |
| OTHER INFORMATION . . . . .   | 19 |
| DISTRIBUTIONS AND TAXES . . . . .   | 20 |
| SHAREHOLDER'S GUIDE   |    |
| Pricing of portfolio shares . . . . .   | 21 |
| Administrative fees . . . . .   | 22 |
| Payments to financial intermediaries by the Adviser or its affiliates . . . . . | 22 |
| Purchases . . . . .   | 23 |
| Redemptions . . . . .   | 24 |
| Excessive trading . . . . .   | 25 |
| Shareholder communications . . . . .  | 27 |
| FINANCIAL HIGHLIGHTS . . . . .  | 28 |
| GLOSSARY OF INVESTMENT TERMS . . . . .  | 29 |

## PORTFOLIO SUMMARY

### Janus Henderson Enterprise Portfolio

Ticker: JAAGX Institutional Shares

#### INVESTMENT OBJECTIVE

Janus Henderson Enterprise Portfolio (“Enterprise Portfolio”) seeks long-term growth of capital.

#### FEES AND EXPENSES OF THE PORTFOLIO

This table describes the fees and expenses that you may pay if you buy and hold Shares of the Portfolio. **Owners of variable insurance contracts that invest in the Shares should refer to the variable insurance contract prospectus for a description of fees and expenses, as the following table and examples do not reflect deductions at the separate account level or contract level for any charges that may be incurred under a contract. Inclusion of these charges would increase the fees and expenses described below.**

##### ANNUAL FUND OPERATING EXPENSES

(expenses that you pay each year as a percentage of the value of your investment)

|                                      |       |
|--------------------------------------|-------|
| Management Fees                      | 0.64% |
| Other Expenses                       | 0.07% |
| Total Annual Fund Operating Expenses | 0.71% |

##### EXAMPLE:

The Example is intended to help you compare the cost of investing in the Portfolio with the cost of investing in other mutual funds. The Example assumes that you invest \$10,000 in the Portfolio for the time periods indicated, reinvest all dividends and distributions, and then redeem all of your Shares at the end of each period. The Example also assumes that your investment has a 5% return each year and that the Portfolio’s operating expenses remain the same. Although your actual costs may be higher or lower, based on these assumptions your costs would be:

|                      | 1 Year | 3 Years | 5 Years | 10 Years |
|----------------------|--------|---------|---------|----------|
| Institutional Shares | \$ 73  | \$ 227  | \$ 395  | \$ 883   |

**Portfolio Turnover:** The Portfolio pays transaction costs, such as commissions, when it buys and sells securities (or “turns over” its portfolio). A higher portfolio turnover rate may indicate higher transaction costs. These costs, which are not reflected in annual fund operating expenses or in the Example, affect the Portfolio’s performance. During the most recent fiscal year, the Portfolio’s turnover rate was 17% of the average value of its portfolio.

#### PRINCIPAL INVESTMENT STRATEGIES

The Portfolio pursues its investment objective by investing primarily in common stocks selected for their growth potential, and normally invests at least 50% of its equity assets in medium-sized companies. Medium-sized companies are those whose market capitalization falls within the range of companies in the Russell Midcap® Growth Index. Market capitalization is a commonly used measure of the size and value of a company. The market capitalizations within the index will vary, but as of December 31, 2021, they ranged from approximately \$181 million to \$55.8 billion. The Portfolio may also invest in foreign securities, which may include investments in emerging markets. In addition, the Portfolio’s investments may include securities of real estate-related companies, including real estate investment trusts.

The portfolio managers apply a “bottom-up” approach in choosing investments. In other words, the portfolio managers look at companies one at a time to determine if a company is an attractive investment opportunity and if it is consistent with the Portfolio’s investment policies. Attributes considered in the process of securities selection may include sustainable growth, return on invested capital, attractive valuation, strength of management, and competitive positioning.

The Portfolio may lend portfolio securities on a short-term or long-term basis to certain qualified broker-dealers and institutions, in an amount equal to up to one-third of its total assets as determined at the time of the loan origination.

## PRINCIPAL INVESTMENT RISKS

The biggest risk is that the Portfolio's returns will vary, and you could lose money. The Portfolio is designed for long-term investors seeking an equity portfolio, including common stocks. Common stocks tend to be more volatile than many other investment choices. The principal risks associated with investing in the Portfolio are set forth below.

**Market Risk.** The market value of the Portfolio's investments, and therefore the value of the Portfolio's shares, may decrease if the value of an individual company or security, or multiple companies or securities, decreases or if the portfolio managers' belief about an investment's intrinsic worth is incorrect. Further, regardless of how well individual companies or securities perform, the value of the Portfolio's holdings could also decrease if there are deteriorating economic or market conditions. It is important to understand that the value of your investment may fall, sometimes sharply, in response to changes in the market, and you could lose money. Market risk may affect a single issuer, industry, economic sector, or the market as a whole. Market risk may be magnified if certain social, political, economic, and other conditions and events (such as terrorism, conflicts, including related sanctions, social unrest, natural disasters, epidemics and pandemics, including COVID-19) adversely interrupt the global economy and financial markets.

**Mid-Sized Companies Risk.** Investments in securities issued by mid-sized companies may involve greater risks than are customarily associated with larger, more established companies. Securities issued by mid-sized companies tend to be more volatile than securities issued by larger or more established companies and may underperform as compared to the securities of larger or more established companies.

**Growth Securities Risk.** Securities of companies perceived to be "growth" companies may be more volatile than other stocks and may involve special risks. If the portfolio managers' perception of a company's growth potential is not realized, the securities purchased may not perform as expected, reducing the Portfolio's returns. In addition, because different types of stocks tend to shift in and out of favor depending on market and economic conditions, "growth" stocks may perform differently from the market as a whole and other types of securities.

**Portfolio Management Risk.** The Portfolio is an actively managed investment portfolio and is therefore subject to the risk that the investment strategies employed for the Portfolio may fail to produce the intended results. The Portfolio may underperform its benchmark index or other mutual funds with similar investment objectives.

**Industry and Sector Risk.** Although the Portfolio does not concentrate its investments in specific industries or sectors, it may have a significant portion of its assets invested in securities of companies conducting similar business, or business within the same economic sector. Companies in the same industry or economic sector may be similarly affected by economic or market events, making the Portfolio more vulnerable to unfavorable developments than funds that invest more broadly. As the Portfolio's holdings become more concentrated, the Portfolio is less able to spread risk and potentially reduce the risk of loss and volatility. In addition, the Portfolio may be overweight or underweight in certain industries or sectors relative to its benchmark index, which may cause the Portfolio's performance to be more or less sensitive to developments affecting those sectors.

**Foreign Exposure Risk.** Foreign markets, including emerging markets, can be more volatile than the U.S. market. As a result, the Portfolio's returns and net asset value may be affected by fluctuations in currency exchange rates or political or economic conditions in a particular country. In some foreign markets, there may not be protection against failure by other parties to complete transactions. It may not be possible for the Portfolio to repatriate capital, dividends, interest, and other income from a particular country or governmental entity. In addition, a market swing in one or more countries or regions where the Portfolio has invested a significant amount of its assets may have a greater effect on the Portfolio's performance than it would in a more geographically diversified portfolio. The Portfolio's investments in emerging market countries, if any, may involve risks greater than, or in addition to, the risks of investing in more developed countries.

**REIT Risk.** Real estate investment trusts ("REITs") are subject to certain risks inherent in the direct ownership of real estate, including without limitation, a possible lack of mortgage funds and associated interest rate risks, overbuilding, property vacancies, increases in property taxes and operating expenses, changes in zoning laws, losses due to environmental damages and changes in neighborhood values and appeal to purchasers. In addition, a REIT could fail to qualify for tax-free pass-through of its income under the Internal Revenue Code of 1986, as amended, or fail to maintain its exemption from registration under the Investment Company Act of 1940, as amended, which could produce adverse economic consequences for the REIT and its investors, including the Portfolio.

**Securities Lending Risk.** There is the risk that when portfolio securities are lent, the securities may not be returned on a timely basis, and the Portfolio may experience delays and costs in recovering the security or gaining access to the collateral provided to the Portfolio to collateralize the loan. If the Portfolio is unable to recover a security on loan, the Portfolio may use the collateral to purchase replacement securities in the market. There is a risk that the value of the collateral could decrease below the cost of the replacement security by the time the replacement investment is made, resulting in a loss to the Portfolio.

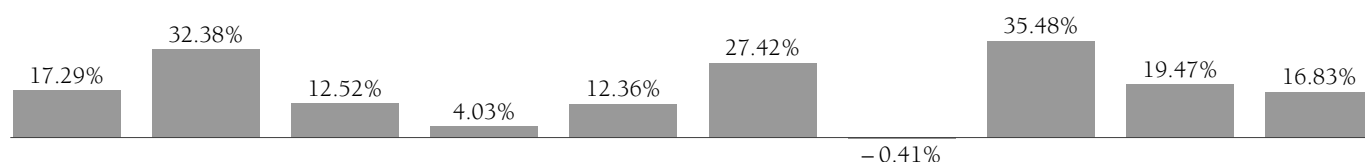
*An investment in the Portfolio is not a bank deposit and is not insured or guaranteed by the Federal Deposit Insurance Corporation or any other government agency.*

## PERFORMANCE INFORMATION

The following information provides some indication of the risks of investing in the Portfolio by showing how the Portfolio's performance has varied over time. The bar chart depicts the change in performance from year to year during the periods indicated, but does not include charges or expenses attributable to any insurance product, which would lower the performance illustrated. The Portfolio does not impose any sales or other charges that would affect total return computations. Total return figures include the effect of the Portfolio's expenses. The table compares the average annual returns for the Institutional Shares of the Portfolio for the periods indicated to a broad-based securities market index. All figures assume reinvestment of dividends and distributions.

*The Portfolio's past performance does not necessarily indicate how it will perform in the future. Updated performance information is available at [janushenderson.com/VITperformance](http://janushenderson.com/VITperformance) or by calling 1-877-335-2687.*

### Annual Total Returns for Institutional Shares (calendar year-end)



|                                       |      |      |  |      |      |      |      |      |      |
|---------------------------------------|------|------|--|------|------|------|------|------|------|
| 2012                                  | 2013 | 2014 | 2015                                   | 2016 | 2017 | 2018 | 2019 | 2020 | 2021 |
| <b>Best Quarter:</b> 2nd Quarter 2020 |      |      | <b>Worst Quarter:</b> 1st Quarter 2020 |      |      |      |      |      |      |
| 23.10%                                |      |      | - 24.39%                               |      |      |      |      |      |      |

### Average Annual Total Returns (periods ended 12/31/21)

|  | 1 Year | 5 Years | 10 Years | Since Inception (9/13/93) |
|--|--------|---------|----------|---------------------------|
| <b>Enterprise Portfolio</b>  |        |         |          |                           |
| <b>Institutional Shares</b>  | 16.83% | 19.13%  | 17.23%   | 11.91%                    |
| Russell Midcap <sup>®</sup> Growth Index<br>(reflects no deduction for fees, expenses, or taxes) | 12.73% | 19.83%  | 16.63%   | 11.03%                    |

The Portfolio's primary benchmark index is the Russell Midcap Growth Index. The index is described below.

- The Russell Midcap Growth Index measures the performance of those Russell Midcap companies with higher price-to-book ratios and higher forecasted growth values. The stocks are also members of the Russell 1000<sup>®</sup> Growth Index.

## MANAGEMENT

**Investment Adviser:** Janus Henderson Investors US LLC

**Portfolio Managers:** **Brian Demain**, CFA, is Executive Vice President and Co-Portfolio Manager of the Portfolio, which he has managed or co-managed since November 2007. **Cody Wheaton**, CFA, is Executive Vice President and Co-Portfolio Manager of the Portfolio, which he has co-managed since July 2016.

## PURCHASE AND SALE OF PORTFOLIO SHARES

Purchases of Shares may be made only by the separate accounts of insurance companies for the purpose of funding variable insurance contracts or by certain qualified retirement plans. Redemptions, like purchases, may be effected only through the separate accounts of participating insurance companies or through qualified retirement plans. Requests are duly processed at the NAV next calculated after your order is received in good order by the Portfolio or its agents. Refer to the appropriate separate account prospectus or plan documents for details.

## TAX INFORMATION

Because Shares of the Portfolio may be purchased only through variable insurance contracts and certain qualified retirement plans, it is anticipated that any income dividends or net capital gains distributions made by the Portfolio will be exempt from current federal income taxation if left to accumulate within the variable insurance contract or qualified retirement plan. The federal income tax status of your investment depends on the features of your qualified retirement plan or variable insurance contract.

## PAYMENTS TO INSURERS, BROKER-DEALERS, AND OTHER FINANCIAL INTERMEDIARIES

Portfolio shares are generally available only through an insurer's variable contracts, or through certain employer or other retirement plans (Retirement Products). Retirement Products are generally purchased through a broker-dealer or other financial intermediary. The Portfolio or its distributor (or its affiliates) may make payments to the insurer and/or its related companies for distribution and/or other services; some of the payments may go to broker-dealers and other financial intermediaries. These payments may create a conflict of interest for an intermediary, or be a factor in the insurer's decision to include the Portfolio as an underlying investment option in a variable contract. Ask your financial advisor, visit your intermediary's website, or consult your insurance contract prospectus for more information.

## ADDITIONAL INFORMATION ABOUT THE PORTFOLIO

---

### FEES AND EXPENSES

Please refer to the following important information when reviewing the “Fees and Expenses of the Portfolio” table in the Portfolio Summary of the Prospectus. The fees and expenses shown were determined based on average net assets as of the fiscal year ended December 31, 2021.

- “Annual Fund Operating Expenses” are paid out of the Portfolio’s assets and include fees for portfolio management and administrative services, including recordkeeping, subaccounting, and other shareholder services. You do not pay these fees directly but, as the Example in the Portfolio Summary shows, these costs are borne indirectly by all shareholders.
- The “Management Fee” is the investment advisory fee rate paid by the Portfolio to the Adviser. Refer to “Management Expenses” in this Prospectus for additional information with further description in the Statement of Additional Information (“SAI”).
- “Other Expenses”
  - include an administrative services fee of 0.05% of the average daily net assets to compensate insurance companies or other financial intermediaries for services provided to contract owners and plan participants.
  - include acquired fund fees and expenses, which are indirect expenses the Portfolio may incur as a result of investing in shares of an underlying fund, to the extent such expenses are less than 0.01%. “Acquired Fund” refers to any underlying fund (including, but not limited to, exchange-traded funds) in which a portfolio invests or has invested during the period. To the extent that the Portfolio invests in Acquired Funds, the Portfolio’s “Total Annual Fund Operating Expenses” may not correlate to the “Ratio of gross expenses to average net assets” presented in the Financial Highlights table because that ratio includes only the direct operating expenses incurred by the Portfolio, not the indirect costs of investing in Acquired Funds. Such amounts are less than 0.01%.
  - may include reimbursement to Janus Henderson Services US LLC (the “Transfer Agent”), the Portfolio’s transfer agent, of its out-of-pocket costs for serving as transfer agent and providing servicing to shareholders, including servicing provided by third parties.
  - may include any other transfer agent fees and expenses, custodian fees and expenses, legal and auditing fees, printing and mailing costs of sending reports and other information to existing shareholders, and Independent Trustees’ fees and expenses.
- All expenses in the Portfolio’s “Fees and Expenses of the Portfolio” table are shown without the effect of expense offset arrangements. Pursuant to such arrangements, credits realized as a result of uninvested cash balances are used to reduce custodian and transfer agent expenses.

### ADDITIONAL INVESTMENT STRATEGIES AND GENERAL PORTFOLIO POLICIES

The Portfolio’s Board of Trustees (“Trustees”) may change the Portfolio’s investment objective or non-fundamental principal investment strategies without a shareholder vote. The Portfolio will notify you in writing at least 60 days before making any such change it considers material. If there is a material change to the Portfolio’s investment objective or principal investment strategies, you should consider whether the Portfolio remains an appropriate investment for you. There is no guarantee that the Portfolio will achieve its investment objective.

Unless otherwise stated, the following section provides additional information about the investment strategies and general policies that are summarized in the Portfolio Summary section, including the types of securities the Portfolio may invest in when pursuing its investment objective. This section also describes investment strategies and policies that the Portfolio may use to a lesser extent. These non-principal investment strategies and policies may become more important in the future since the Portfolio’s composition can change over time. Except for the Portfolio’s policies with respect to illiquid investments and borrowing, the percentage limitations included in these policies and elsewhere in this Prospectus and/or the SAI normally apply only at the time of purchase of a security. So, for example, if the Portfolio exceeds a limit, other than illiquid investments and borrowing, as a result of market fluctuations or the sale of other securities, it will not be required to dispose of any securities. The “Glossary of Investment Terms” includes descriptions of investment terms used throughout the Prospectus.

#### Security Selection

The Portfolio may invest substantially all of its assets in common stock selected for their growth potential. The portfolio managers apply a “bottom-up” approach in choosing investments. In other words, the portfolio managers look at companies



one at a time to determine if a company is an attractive investment opportunity and if it is consistent with the Portfolio's investment policies. Attributes considered in the process of securities selection may include sustainable growth, return on invested capital, attractive valuation, strength of management, and competitive positioning.

The portfolio managers may consider selling a holding if, among other things, the security reaches the portfolio managers' price target, if the company has a deterioration of fundamentals such as failing to meet key operating benchmarks, or if the portfolio managers find a better investment opportunity. The portfolio managers may also consider selling a Portfolio holding to meet redemptions.

### **Cash Position**

The Portfolio may not always stay fully invested. For example, when the portfolio managers believe that market conditions are unfavorable for investing, or when they are otherwise unable to locate attractive investment opportunities, the Portfolio's cash or similar investments may increase. When the Portfolio's investments in cash or similar investments increase, it may not participate in market advances or declines to the same extent that it would if the Portfolio remained more fully invested. To the extent the Portfolio invests its uninvested cash through a sweep program (meaning its uninvested cash is pooled with uninvested cash of other funds and invested in certain securities such as repurchase agreements), it is subject to the risks of the account or fund into which it is investing, including liquidity issues that may delay the Portfolio from accessing its cash.

In addition, the Portfolio may temporarily increase its cash position under certain unusual circumstances, such as to protect its assets or maintain liquidity in certain circumstances to meet unusually large redemptions. The Portfolio's cash position may also increase temporarily due to unusually large cash inflows. Under unusual circumstances such as these, the Portfolio may invest up to 100% of its assets in cash or similar investments. In this case, the Portfolio may take positions that are inconsistent with its investment policies. As a result, the Portfolio may not achieve its investment objective.

### **Emerging Markets**

Within the parameters of its specific investment policies, the Portfolio may invest in securities of issuers or companies from or with exposure to one or more "developing countries" or "emerging market countries." Such countries include, but are not limited to, countries included in the MSCI Emerging Markets Index<sup>SM</sup>.

### **Foreign Securities**

The Portfolio may invest in foreign securities. The portfolio managers seek investments that meet the selection criteria, regardless of where an issuer or company is located. Foreign securities are generally selected on a security-by-security basis without regard to any predetermined allocation among countries or geographic regions. However, certain factors, such as expected levels of inflation, government policies influencing business conditions, the outlook for currency relationships, and prospects for economic growth among countries, regions, or geographic areas, may warrant greater consideration in selecting foreign securities. There are no limitations on the countries in which the Portfolio may invest and the Portfolio may at times have significant foreign exposure, including exposure to emerging markets.

### **High-Yield/High-Risk Bonds**

A high-yield/high-risk bond (also known as a "junk" bond) is a bond rated below investment grade by major rating agencies (i.e., BB+ or lower by Standard & Poor's Ratings Services ("Standard & Poor's") and Fitch, Inc. ("Fitch"), or Ba1 or lower by Moody's Investors Service, Inc. ("Moody's")) or is an unrated bond of similar quality. It presents greater risk of default (the failure to make timely interest and principal payments) than higher quality bonds.

### **Illiquid Investments**

The Portfolio will not acquire any illiquid investment if, immediately after the acquisition, the Portfolio would have invested more than 15% of its net assets in illiquid investments that are assets. An illiquid investment is any investment that the Portfolio reasonably expects cannot be sold or disposed of in current market conditions in seven calendar days or less without the sale or disposition significantly changing the market value of the investment.

### **Initial Public Offerings and Secondary Offerings**

The Portfolio may purchase shares issued as part of, or a short period after, a company's initial public offering ("IPO"), and may at times dispose of those shares shortly after their acquisition. An IPO is the first sale of stock by a private company to the public. IPOs are often issued by smaller, younger companies seeking the capital to expand, but can also be done by large privately-owned companies looking to become publicly traded. The Portfolio may also purchase shares in offerings made by companies that are publicly traded ("secondary offerings"). Secondary offerings may be made by companies for a number of

reasons, including as part of a refinancing, to raise capital for growth, and/or to provide existing shareholders with a way to register and sell restricted shares.

### **Leverage**

Certain of the Portfolio's investments, including derivatives and short sale transactions, involve the use of leverage. Leverage is investment exposure which exceeds the initial amount invested. Leverage occurs when the Portfolio increases its assets available for investment using reverse repurchase agreements or other similar transactions. The use of other investment techniques, such as short sales and certain derivative transactions, can also create a leveraging effect on the Portfolio.

### **Portfolio Turnover**

In general, the Portfolio intends to purchase securities for long-term investment, although, to a limited extent, the Portfolio may purchase securities in anticipation of relatively short-term gains. Short-term transactions may also result from liquidity needs, securities having reached a price or yield objective, changes in interest rates or the credit standing of an issuer, or by reason of economic or other developments not foreseen at the time of the initial investment decision. The Portfolio may also sell one security and simultaneously purchase the same or a comparable security to take advantage of short-term differentials in bond yields or securities prices. Portfolio turnover is affected by market conditions, changes in the size of the Portfolio (including due to shareholder purchases and redemptions), the nature of the Portfolio's investments, and the investment style of the portfolio managers. Changes are normally made in the Portfolio's holdings whenever the portfolio managers believe such changes are desirable. Portfolio turnover rates are generally not a factor in making buy and sell decisions for the Portfolio.

Increased portfolio turnover may result in higher costs for brokerage commissions, dealer mark-ups, and other transaction costs. Higher costs associated with increased portfolio turnover also may have a negative effect on the Portfolio's performance. The "Financial Highlights" section of this Prospectus shows the Portfolio's historical turnover rates.

### **Real Estate-Related Securities**

The Portfolio may invest in equity and debt securities of real estate-related companies. Such companies may include those in the real estate industry or real estate-related industries. These securities may include common stocks, preferred stocks, and other securities, including, but not limited to, mortgage-backed securities, real estate-backed securities, securities of real estate investment trusts ("REITs") and similar REIT-like entities (such as real estate operation companies ("REOCs")). A REIT is an entity that invests in real estate-related projects, such as properties, mortgage loans, and construction loans. REITs are often categorized as equity REITs, mortgage REITs, and hybrid REITs. An equity REIT, the most common type of REIT, invests primarily in the fee ownership of land and buildings. An equity REIT derives its income primarily from rental income but may also realize capital gains or losses by selling real estate properties in its portfolio that have appreciated or depreciated in value. A mortgage REIT invests primarily in mortgages on real estate, which may secure construction, development, or long-term loans. A mortgage REIT generally derives its income from interest payments on the credit it has extended. A hybrid REIT combines the characteristics of equity REITs and mortgage REITs, generally by holding both ownership interests and mortgage interests in real estate.

Similar to REITs, REOCs are publicly-traded real estate companies that typically engage in the development, management or financing of real estate, such as homebuilders, hotel management companies, land developers and brokers. REOCs, however, have not elected (or are not eligible) to be taxed as a REIT. The reasons for not making such an election include the (i) availability of tax-loss carry-forwards, (ii) operation in non-REIT-qualifying lines of business, and (iii) ability to retain earnings. Instead, REOCs are generally structured as "C" corporations under the Internal Revenue Code and, as a result, are not required to distribute any portion of their income. In this regard, although REOCs do not receive the same favorable tax treatment that is accorded to REITs, REOCs are typically subject to fewer restrictions than REITs, including the ability to retain and/or reinvest funds from operations and more flexibility in terms of the real estate investments they can make.

### **Securities Lending**

The Portfolio may seek to earn additional income through lending its securities to certain qualified broker-dealers and institutions on a short-term or long-term basis. The Portfolio may lend portfolio securities on a short-term or long-term basis, in an amount equal to up to one-third of its total assets as determined at the time of the loan origination. When the Portfolio lends its securities, it receives collateral (including cash collateral), at least equal to the value of securities loaned. The Portfolio may earn income by investing this collateral in one or more affiliated or non-affiliated cash management vehicles or in time deposits. It is also possible that, due to a decline in the value of a cash management vehicle in which collateral is invested, the Portfolio may lose money. There is also the risk that when portfolio securities are lent, the securities may not be

returned on a timely basis, and the Portfolio may experience delays and costs in recovering the security or gaining access to the collateral provided to the Portfolio to collateralize the loan. If the Portfolio is unable to recover a security on loan, the Portfolio may use the collateral to purchase replacement securities in the market. There is a risk that the value of the collateral could decrease below the cost of the replacement security by the time the replacement investment is made, resulting in a loss to the Portfolio. In certain circumstances, individual loan transactions could yield negative returns. The Adviser intends to manage a portion of the cash collateral in an affiliated cash management vehicle and will receive an investment advisory fee for managing such assets.

### **Short Sales**

The Portfolio may invest in short positions through short sales of stocks and structured products, and through derivatives that include swaps, uncovered written calls, and futures. The Portfolio's gross notional exposure to short positions may not exceed 10% of the Portfolio's net assets.

The Portfolio may also engage in short sales "against the box" and options for hedging purposes that are not subject to the limits set forth above. Short sales against the box involve selling short a security that the Portfolio owns, or the Portfolio has the right to obtain the amount of the security sold short at a specified date in the future. The Portfolio may also enter into a short sale to hedge against anticipated declines in the market price of a security or to reduce portfolio volatility.

A short sale is generally a transaction in which the Portfolio sells a security it does not own or have the right to acquire (or that it owns but does not wish to deliver) in anticipation that the market price of that security will decline. To complete the transaction, the Portfolio must borrow the security to make delivery to the buyer. The Portfolio is then obligated to replace the security borrowed by purchasing the security at the market price at the time of replacement. A short sale is subject to the risk that if the price of the security sold short increases in value, the Portfolio will incur a loss because it will have to replace the security sold short by purchasing it at a higher price. In addition, the Portfolio may not always be able to close out a short position at a particular time or at an acceptable price. A lender may request, or market conditions may dictate, that the borrowed securities be returned to the lender on short notice, and the Portfolio may have to buy the borrowed securities at an unfavorable price. If this occurs at a time when other short sellers of the same security also want to close out their positions, a "short squeeze" can occur, which means that the demand is greater than the supply for the stock sold short. If a short squeeze occurs, it is more likely that the Portfolio will have to cover its short sale at an unfavorable price and potentially reduce or eliminate any gain, or cause a loss, as a result of the short sale. Because there is no upper limit to the price a borrowed security may reach prior to closing a short position, the Portfolio's losses are potentially unlimited in a short sale transaction. The Portfolio's gains and losses will also be decreased or increased, as the case may be, by the amount of any dividends, interest, or expenses, including transaction costs and borrowing fees, the Portfolio may be required to pay in connection with a short sale. Such payments may result in the Portfolio having higher expenses than a portfolio that does not engage in short sales and may negatively affect the Portfolio's performance.

The Portfolio's investments in short positions through derivative instruments may expose the Portfolio to similar risks. A short derivative position involves the Portfolio writing (selling) a derivative with the anticipation of a price decrease of the underlying asset. To the extent that the Portfolio enters into short derivative positions, the Portfolio may be exposed to risks similar to those associated with short sales, including the risk that the Portfolio's losses are theoretically unlimited. In this regard, if the price of the security or derivative has increased in value, then the Portfolio will incur a loss equal to the increase in price from the time that the short sale was entered into plus any premiums and interest paid to the third party. Short sales and short derivatives positions have a leveraging effect on the Portfolio, which may increase the Portfolio's volatility.

### **Special Situations**

The Portfolio may invest in companies that demonstrate special situations or turnarounds, meaning companies that have experienced significant business problems but are believed to have favorable prospects for recovery. For example, a special situation or turnaround may arise when, in the opinion of the portfolio managers, the securities of a particular issuer will be recognized as undervalued by the market and appreciate in value due to a specific development with respect to that issuer. Special situations may include significant changes in a company's allocation of its existing capital, a restructuring of assets, or a redirection of free cash flow. For example, issuers undergoing significant capital changes may include companies involved in spin-offs, sales of divisions, mergers or acquisitions, companies involved in bankruptcy proceedings, or companies initiating large changes in their debt to equity ratio. Companies that are redirecting cash flows may be reducing debt, repurchasing shares, or paying dividends. Special situations may also result from: (i) significant changes in industry structure through regulatory developments or shifts in competition; (ii) a new or improved product, service, operation, or technological

advance; (iii) changes in senior management or other extraordinary corporate event; (iv) differences in market supply of and demand for the security; or (v) significant changes in cost structure. Investments in “special situations” companies can present greater risks than investments in companies not experiencing special situations, and the Portfolio’s performance could be adversely impacted if the securities selected decline in value or fail to appreciate in value.

### Swap Agreements

Certain portfolios may utilize swap agreements including, but not limited to, credit default swaps, equity swaps, inflation index swaps, interest rate and currency swaps, total return swaps (including fixed-income total return swaps), and swaps on exchange-traded funds, as a means to gain exposure to certain companies or countries, and/or to “hedge” or protect its holdings from adverse movements in securities prices, the rate of inflation, or interest rates. Swaps may also be used for capital appreciation. Swap agreements are two-party contracts to exchange one set of cash flows for another. Swap agreements entail the risk that a party will default on its payment obligations to a portfolio. If the other party to a swap defaults, the portfolio would risk the loss of the net amount of the payments that it contractually is entitled to receive. If a portfolio utilizes a swap at the wrong time or judges market conditions incorrectly, the swap may result in a loss to the portfolio and reduce the portfolio’s total return. Various types of swaps such as credit default, equity, interest rate, and total return are described in the “Glossary of Investment Terms.”

### Other Types of Investments

Unless otherwise stated within its specific investment policies, the Portfolio may also invest in other types of domestic and foreign securities and use other investment strategies, as described in the “Glossary of Investment Terms.” These securities and strategies are not intended to be principal investment strategies of the Portfolio. If successful, they may benefit the Portfolio by earning a return on the Portfolio’s assets or reducing risk; however, they may not achieve the Portfolio’s investment objective. These securities and strategies may include:

- debt securities (such as bonds, notes, sovereign debt, and debentures)
- other investment companies (such as exchange-traded funds)
- preferred stocks and securities convertible into common stocks or preferred stocks
- indexed/structured securities (such as commercial and residential mortgage- and asset-backed securities)
- various derivative transactions including, but not limited to, options, futures on U.S. and foreign exchanges, forwards, swap agreements, warrants, participatory notes, structured notes, and other types of derivatives individually or in combination for hedging purposes or for nonhedging purposes such as seeking to earn income and enhance return, to protect unrealized gains, or to avoid realizing losses; such techniques may also be used to adjust currency exposure relative to a benchmark index, to gain exposure to the market pending investment of cash balances, or to meet liquidity needs
- securities purchased on a when-issued, delayed delivery, or forward commitment basis
- equity and fixed-income securities issued in private placement transactions

## RISKS OF THE PORTFOLIO

The value of your investment will vary over time, sometimes significantly, and you may lose money by investing in the Portfolio. To varying degrees, the Portfolio may invest in stocks, fixed-income securities, money market instruments or cash/cash equivalents, and derivatives. The following information is intended to help you better understand some of the risks of investing in the Portfolio, including those risks that are summarized in the Portfolio Summary section. This information also includes descriptions of other risks the Portfolio may be subject to as a result of additional investment strategies and general policies that may apply to the Portfolio. The impact of the following risks on the Portfolio may vary depending on the Portfolio’s investments. The greater the Portfolio’s investment in a particular security, the greater the Portfolio’s exposure to the risks associated with that security. Before investing in the Portfolio, you should consider carefully the risks that you assume when investing in the Portfolio.

**Counterparty Risk.** Portfolio transactions involving a counterparty are subject to the risk that the counterparty or a third party will not fulfill its obligation to the Portfolio (“counterparty risk”). Counterparty risk may arise because of the counterparty’s financial condition (i.e., financial difficulties, bankruptcy, or insolvency), market activities and developments, or other reasons, whether foreseen or not. A counterparty’s inability to fulfill its obligation may result in significant financial loss to the Portfolio. The Portfolio may be unable to recover its investment from the counterparty or may obtain a limited

recovery, and/or recovery may be delayed. The Portfolio may be exposed to counterparty risk to the extent it participates in lending its securities to third parties and/or cash sweep arrangements whereby the Portfolio's cash balance is invested in one or more types of cash management vehicles or in time deposits. In addition, the Portfolio may be exposed to counterparty risk through its investments in certain securities, including, but not limited to, repurchase agreements, debt securities, and derivatives (including various types of swaps, futures, and options). The Portfolio intends to enter into financial transactions with counterparties that the Adviser believes to be creditworthy at the time of the transaction. There is always the risk that the Adviser's analysis of a counterparty's creditworthiness is incorrect or may change due to market conditions. To the extent that the Portfolio focuses its transactions with a limited number of counterparties, it will have greater exposure to the risks associated with one or more counterparties.

**Derivatives Risk.** Derivatives can be volatile and involve risks in addition to the risks of the underlying referenced securities or asset. Gains or losses from a derivative investment can be substantially greater than the derivative's original cost, and can therefore involve leverage. Leverage may cause the Portfolio to be more volatile than if it had not used leverage.

The Portfolio may use short sales, futures, options, swap agreements (including, but not limited to, equity, interest rate, credit default, and total return), and other derivative instruments individually or in combination to "hedge" or protect its portfolio from adverse movements in securities prices and interest rates. The Portfolio may also use a variety of currency hedging techniques, including the use of forward currency contracts, to manage currency risk. There is no guarantee that the portfolio managers' use of derivative investments will benefit the Portfolio. The Portfolio's performance could be worse than if the Portfolio had not used such instruments. Use of such investments may instead increase risk to the Portfolio, rather than reduce risk.

Derivatives can be complex instruments and may involve analysis that differs from that required for other investment types used by the Portfolio. If the value of a derivative does not correlate well with the particular market or other asset class to which the derivative is intended to provide exposure, the derivative may not produce the anticipated result. Derivatives can also reduce the opportunity for gain or result in losses by offsetting positive returns in other investments. Derivatives can be less liquid than other types of investments and entail the risk that the counterparty will default on its payment obligations. If the counterparty to a derivative transaction defaults, the Portfolio would risk the loss of the net amount of the payments that it contractually is entitled to receive. To the extent the Portfolio enters into short derivative positions, the Portfolio may be exposed to risks similar to those associated with short sales, including the risk that the Portfolio's losses are theoretically unlimited.

**Emerging Markets Risk.** Within the parameters of its specific investment policies, the Portfolio may invest in securities of issuers or companies from or with exposure to one or more "developing countries" or "emerging market countries." Such countries include, but are not limited to, countries included in the MSCI Emerging Markets Index. To the extent that the Portfolio invests a significant amount of its assets in one or more of these countries, its returns and net asset value may be affected to a large degree by events and economic conditions in such countries. The risks of foreign investing are heightened when investing in emerging markets, which may result in the price of investments in emerging markets experiencing sudden and sharp price swings. In many developing markets, there is less government supervision and regulation of stock exchanges, brokers, and listed companies than in more developed markets, making these investments potentially more volatile in price and less liquid than investments in developed securities markets, resulting in greater risk to investors. There is a risk in developing countries that a current or future economic or political crisis could lead to price controls, forced mergers of companies, expropriation or confiscatory taxation, imposition or enforcement of foreign ownership limits, seizure, nationalization, sanctions or imposition of restrictions by various governmental entities on investment and trading, or creation of government monopolies, any of which may have a detrimental effect on the Portfolio's investments.

The securities markets of many of these emerging market countries may also be smaller, less liquid, and subject to greater price volatility than those in the United States. In the event of a default on any investments in foreign debt obligations, it may be more difficult for the Portfolio to obtain or to enforce a judgment against the issuers of such securities. In addition, the Portfolio's investments may be denominated in foreign currencies and therefore, changes in the value of a country's currency compared to the U.S. dollar may affect the value of the Portfolio's investments. To the extent that the Portfolio invests a significant portion of its assets in the securities of emerging markets issuers or companies of a single country or region, it is more likely to be impacted by events or conditions affecting that country or region, which could have a negative impact on the Portfolio's performance. The Portfolio may be subject to emerging markets risk to the extent that it invests in securities of issuers or companies which are not considered to be from emerging markets, but which have customers, products, or transactions associated with emerging markets.



**Eurozone Risk.** A number of countries in the EU have experienced, and may continue to experience, severe economic and financial difficulties. In particular, many EU nations are susceptible to economic risks associated with high levels of debt, notably due to investments in sovereign debt. These events have adversely affected the exchange rate of the euro and may continue to significantly affect European countries. As a result, financial markets in the EU have been subject to increased volatility and declines in asset values and liquidity. Responses to these financial problems by European governments, central banks, and others, including austerity measures and reforms, may not work, may result in social unrest, and may limit future growth and economic recovery or have other unintended consequences. All of these developments may continue to significantly affect the economies of all EU countries, which in turn may have a material adverse effect on the Portfolio's investments in such countries, other countries that depend on EU countries for significant amounts of trade or investment, or issuers with exposure to debt issued by certain EU countries.

**Exchange-Traded Funds Risk.** The Portfolio may invest in exchange-traded funds ("ETFs") to gain exposure to a particular portion of the market. ETFs are typically open-end investment companies, which may seek to track the performance of a specific index or be actively managed. ETFs are traded on a national securities exchange at market prices that may vary from the net asset value of their underlying investments. Accordingly, there may be times when an ETF trades at a premium or discount to its net asset value. When the Portfolio invests in an ETF, in addition to directly bearing the expenses associated with its own operations, it will bear a pro rata portion of the ETF's expenses. As a result, the cost of investing in the Portfolio may be higher than the cost of investing directly in ETFs and may be higher than other mutual funds that invest directly in stocks and bonds. ETFs also involve the risk that an active trading market for an ETF's shares may not develop or be maintained. Similarly, because the value of ETF shares depends on the demand in the market, the Portfolio may not be able to purchase or sell an ETF at the most optimal time, which could adversely affect the Portfolio's performance. In addition, ETFs that track particular indices may be unable to match the performance of such underlying indices due to the temporary unavailability of certain index securities in the secondary market or other factors, such as discrepancies with respect to the weighting of securities.

The ETFs in which the Portfolio invests are subject to specific risks, depending on the investment strategy of the ETF. In turn, the Portfolio will be subject to substantially the same risks as those associated with direct exposure to the securities or commodities held by the ETF. Because the Portfolio may invest in a broad range of ETFs, such risks may include, but are not limited to, leverage risk, foreign exposure risk, and commodity-linked investments risk.

**Foreign Exposure Risk.** Within the parameters of its specific investment policies, the Portfolio may invest in foreign debt and equity securities either indirectly (e.g., depositary receipts, depositary shares, and passive foreign investment companies) or directly in foreign markets, including emerging markets. Additionally, such risk may be present with respect to investments in securities of issuers or companies that are economically tied to different countries throughout the world. An issuer is deemed to be economically tied to a country or countries if one or more of the following tests are met: (i) the issuer is organized in, or its primary business office or principal trading market of its equity is located in, the country; (ii) a majority of the issuer's revenues are derived from one or more countries; or (iii) a majority of the issuer's assets are located in one or more countries. Investments in foreign securities, including securities of foreign and emerging market governments, may involve greater risks than investing in domestic securities because the Portfolio's performance may depend on factors other than the performance of a particular company. These factors include:

- **Currency Risk.** As long as the Portfolio holds a foreign security, its value will be affected by the value of the local currency relative to the U.S. dollar. When the Portfolio sells a foreign currency denominated security, its value may be worth less in U.S. dollars even if the security increases in value in its home country. U.S. dollar-denominated securities of foreign issuers may also be affected by currency risk, as the value of these securities may also be affected by changes in the issuer's local currency.
- **Political and Economic Risk.** Foreign investments may be subject to increased political and economic risks, including the imposition of economic and other sanctions. Sanctions imposed by the U.S. Government on other countries or persons or issuers operating in such countries could restrict the Portfolio's ability to buy affected securities or force the Portfolio to dispose of any affected securities it has previously purchased at an inopportune time. As a result, the Portfolio may experience a greater risk of loss with respect to securities impacted by such sanctions.

Political and economic risks may be heightened in emerging markets, which may have relatively unstable governments, immature economic structures, national policies restricting investments by foreigners, social instability, and different and/or developing legal systems. In some countries, there is the risk that the government may take over the assets or operations of

a company or that the government may impose withholding and other taxes or limits on the removal of the Portfolio's assets from that country. In addition, the economies of emerging markets may be predominantly based on only a few industries, may be highly vulnerable to changes in local or global trade conditions, and may suffer from extreme and volatile debt burdens or inflation rates.

- **Regulatory Risk.** There may be less government supervision of foreign markets. As a result, foreign issuers may not be subject to the uniform accounting, auditing, and financial reporting standards and practices applicable to domestic issuers, and there may be less publicly available information about foreign issuers.
- **Foreign Market Risk.** Foreign securities markets, particularly those of emerging market countries, may be less liquid and more volatile than domestic markets. These securities markets may trade a small number of securities, may have a limited number of issuers and a high proportion of shares, or may be held by a relatively small number of persons or institutions. Local securities markets may be unable to respond effectively to increases in trading volume, potentially making prompt liquidation of substantial holdings difficult or impossible at times. It is also possible that certain markets may require payment for securities before delivery, and delays may be encountered in settling securities transactions. In some foreign markets, there may not be protection against failure by other parties to complete transactions. It may not be possible for the Portfolio to repatriate capital, dividends, interest, and other income from a particular country or governmental entity. In addition, securities of issuers located in or economically tied to countries with emerging markets may have limited marketability and may be subject to more abrupt or erratic price movements which could also have a negative effect on the Portfolio. Such factors may hinder the Portfolio's ability to buy and sell emerging market securities in a timely manner, affecting the Portfolio's investment strategies and potentially affecting the value of the Portfolio.
- **Geographic Concentration Risk.** To the extent that the Portfolio invests a substantial amount of its assets in issuers located in a single country or region, the economic, political, social, regulatory, or other developments or conditions within such country or region will generally have a greater effect on the Portfolio than they would on a more geographically diversified portfolio, which may result in greater losses and volatility. Adverse developments in certain regions could also adversely affect securities of other countries whose economies appear to be unrelated and could have a negative impact on the Portfolio's performance.
- **Transaction Costs.** Costs of buying, selling, and holding foreign securities, including brokerage, tax, and custody costs, may be higher than those involved in domestic transactions.

**High-Yield/High-Risk Bond Risk.** High-yield/high-risk bonds (also known as “junk” bonds) are bonds rated below investment grade by the primary rating agencies such as Standard & Poor's, Fitch, and Moody's or are unrated bonds of similar quality. The value of lower quality bonds generally is more dependent on credit risk than investment grade bonds. Issuers of high-yield/high-risk bonds may not be as strong financially as those issuing bonds with higher credit ratings and are more vulnerable to real or perceived economic changes, political changes, or adverse developments specific to the issuer. In addition, the junk bond market can experience sudden and sharp price swings.

Please refer to the “Explanation of Rating Categories” section of the SAI for a description of bond rating categories.

**Industry and Sector Risk.** Industry and sector risk is the possibility that a group of related securities will decline in price due to industry-specific or economic sector-specific developments. Companies in the same or similar industries and economic sectors may share common characteristics and are more likely to react similarly to industry-specific market or economic developments. The Portfolio's investments, if any, in multiple companies in a particular industry or economic sector may increase the Portfolio's exposure to industry and sector risk.

**Initial Public Offering and Secondary Offering Risk.** The Portfolio's purchase of shares issued in an initial public offering (“IPO”) exposes it to the risks associated with companies that have little operating history as public companies, as well as to the risks inherent in those sectors of the market where these new issuers operate. Attractive IPOs are often oversubscribed and may not be available to the Portfolio, or may be available only in very limited quantities. The market for IPO issuers has been volatile, and share prices of newly public companies have fluctuated up and down significantly over short periods of time. Although IPO investments may have had a positive impact on certain portfolios' performance in the past, there can be no assurance that the Portfolio will identify favorable IPO investment opportunities in the future. In addition, under certain market conditions, a relatively small number of companies may issue securities in IPOs. Similarly, as the number of portfolios to which IPO securities are allocated increases, the number of securities issued to any one portfolio may decrease. In addition, as the Portfolio increases in size, the impact of IPOs on the Portfolio's performance will generally decrease.

The Portfolio may purchase shares in secondary offerings. Secondary offerings may expose the Portfolio to some of the risks of IPOs. Participation in secondary offerings may have a magnified impact on the performance of a portfolio to the extent that it has a small asset base and the portfolio may not experience similar performance as its assets grow. Secondary offering shares frequently are volatile in price. As a result, the Portfolio may hold secondary offering shares for a very short period of time. This may increase the portfolio turnover rate of the Portfolio and may lead to increased expenses for the Portfolio, such as commissions and transaction costs. In addition, secondary offering shares can experience an immediate drop in value if the demand for the securities does not continue to support the offering price.

**Leverage Risk.** Engaging in transactions using leverage or those having a leveraging effect subjects the Portfolio to certain risks. Leverage can magnify the effect of any gains or losses, causing the Portfolio to be more volatile than if it had not been leveraged. Certain commodity-linked derivatives may subject the Portfolio to leveraged market exposure to commodities. In addition, the Portfolio's assets that are used as collateral to secure short sale transactions may decrease in value while the short positions are outstanding, which may force the Portfolio to use its other assets to increase collateral. There is no assurance that a leveraging strategy will be successful.

**Liquidity Risk.** The Portfolio may invest in securities or instruments that do not trade actively or in large volumes, and may make investments that are less liquid than other investments. Also, the Portfolio may make investments that may become less liquid in response to market developments or adverse investor perceptions. Investments that are illiquid or that trade in lower volumes may be more difficult to value. When there is no willing buyer and investments cannot be readily sold at the desired time or price, the Portfolio may have to accept a lower price or may not be able to sell the security or instrument at all. Investments in foreign securities, particularly those of issuers located in emerging market countries, tend to have greater exposure to liquidity risk than domestic securities. In unusual market conditions, even normally liquid securities may be affected by a degree of liquidity risk (i.e., if the number and capacity of traditional market participants is reduced). An inability to sell one or more portfolio positions can adversely affect the Portfolio's value or prevent the Portfolio from being able to take advantage of other investment opportunities. Liquidity risk may be increased to the extent that the Portfolio invests in restricted securities that are deemed to be illiquid investments.

Liquidity risk may also refer to the risk that the Portfolio will not be able to pay redemption proceeds within the allowable time period because of unusual market conditions, an unusually high volume of redemption requests, or other reasons. While the Portfolio may pay redemptions in-kind, the Portfolio may instead choose to raise cash to meet redemption requests through the sale of portfolio securities or permissible borrowings. If the Portfolio is forced to sell securities at an unfavorable time and/or under unfavorable conditions, such sales may adversely affect the Portfolio's net asset value and may increase brokerage costs.

**Market Risk.** The value of the Portfolio's holdings may decrease if the value of an individual company or security, or multiple companies or securities, in the Portfolio decreases or if the portfolio managers' belief about a company's intrinsic worth is incorrect. Further, regardless of how well individual companies or securities perform, the value of the Portfolio's holdings could also decrease if there are deteriorating economic or market conditions, including, but not limited to, a general decline in prices on the stock markets, a general decline in real estate markets, a decline in commodities prices, or if the market favors different types of securities than the types of securities in which the Portfolio invests. If the value of the Portfolio's holdings decreases, the Portfolio's net asset value will also decrease, which means if you sell your shares in the Portfolio you may lose money. Market risk may affect a single issuer, industry, economic sector, or the market as a whole.

The increasing interconnectivity between global economies and financial markets increases the likelihood that events or conditions in one region or financial market may adversely impact issuers in a different country, region or financial market. Social, political, economic and other conditions and events, such as natural disasters, health emergencies (e.g., epidemics and pandemics), terrorism, conflicts and social unrest, could reduce consumer demand or economic output, result in market closures, travel restrictions and/or quarantines, and generally have a significant impact on the global economies and financial markets.

- **COVID-19 Pandemic.** The effects of COVID-19 have contributed to increased volatility in global financial markets and may affect certain countries, regions, issuers, industries and market sectors more dramatically than others. These conditions and events could have a significant impact on the Portfolio and its investments, the Portfolio's ability to meet redemption requests, and the processes and operations of the Portfolio's service providers, including the Adviser.
- **Russia/Ukraine Invasion.** Russia launched a large-scale invasion of Ukraine on February 24, 2022. The extent and duration of the military action, resulting sanctions and resulting future market disruptions in the region are impossible to



predict, but could be significant and have a severe adverse effect on the region, including significant negative impacts on the economy and the markets for certain securities and commodities, such as oil and natural gas, as well as other sectors.

**Private Placements and Other Restricted Securities Risk.** Investments in private placements and other restricted securities could decrease the Portfolio's liquidity profile or prevent the Portfolio from disposing of them promptly at advantageous prices. Private placements and restricted securities may be less liquid than other investments because such securities may not always be readily sold in broad public markets and may have no active trading market. As a result, they may be difficult to value because market quotations may not be readily available. Transaction costs may be higher for these securities, and the Portfolio may get only limited information about the issuer of a private placement or other restricted security.

**REIT Risk.** To the extent that the Portfolio holds REITs and REIT-like entities, it may be subject to the additional risks associated with REIT and REIT-like investments. REITs and REIT-like entities are subject to heavy cash flow dependency to allow them to make distributions to their shareholders. The prices of equity REITs are affected by changes in the value of the underlying property owned by the REITs, changes in capital markets and interest rates, management skill in running a REIT, and the creditworthiness of the REIT. The prices of mortgage REITs are affected by the quality of any credit they extend, the creditworthiness of the mortgages they hold, as well as by the value of the property that secures the mortgages. In addition, mortgage REITs (similar to direct investments in mortgage-backed securities) are subject to prepayment risk. Equity REITs and mortgage REITs are subject to heavy cash flow dependency, defaults by borrowers, and self-liquidation. There is also the risk that borrowers under mortgages held by a REIT or lessees of a property that a REIT owns may be unable to meet their obligations to the REIT. In the event of a default by a borrower or lessee, the REIT may incur substantial costs associated with protecting its investments. While equity REITs and mortgage REITs may provide exposure to a large number of properties, such properties may be concentrated in a particular industry, region, or housing type, making such investments more vulnerable to unfavorable developments to economic or market events. Certain "special purpose" REITs in which the Portfolio may invest focus their assets in specific real property sectors, such as hotels, shopping malls, nursing homes, or warehouses, and are therefore subject to the specific risks associated with adverse developments in these sectors. The Portfolio's shareholders will indirectly bear their proportionate share of the REIT's expenses, in addition to their proportionate share of the Portfolio's expenses. The value of investments REOCs will generally be affected by the same factors that adversely affect REIT investments; however, REOCs may also be adversely affected by income streams derived from businesses other than real estate ownership.

Additionally, a REIT that fails to comply with federal tax requirements affecting REITs may be subject to federal income taxation, or the federal tax requirement that a REIT distribute substantially all of its net income to its shareholders may result in a REIT having insufficient capital for future expenditures. REITs are also subject to certain provisions under federal tax law and the failure of a company to qualify as a REIT could have adverse consequences for the Portfolio, including significantly reducing the return to the Portfolio on its investment in such company.

**Small- and Mid-Sized Companies Risk.** The Portfolio's investments in securities issued by small- and mid-sized companies, which can include smaller, start-up companies offering emerging products or services, may involve greater risks than are customarily associated with larger, more established companies. For example, while small- and mid-sized companies may realize more substantial growth than larger or more established issuers, they may also suffer more significant losses as a result of their narrow product lines, limited operating history, greater exposure to competitive threats, limited financial resources, limited trading markets, and the potential lack of management depth. Securities issued by small- and mid-sized companies tend to be more volatile and somewhat more speculative than securities issued by larger or more established companies and may underperform as compared to the securities of larger or more established companies. These holdings are also subject to wider price fluctuations and tend to be less liquid than stocks of larger or more established companies, which could have a significant adverse effect on the Portfolio's returns, especially as market conditions change.

**Sovereign Debt Risk.** The Portfolio may invest in U.S. and non-U.S. government debt securities ("sovereign debt"). Some investments in sovereign debt, such as U.S. sovereign debt, are considered low risk. However, investments in sovereign debt, especially the debt of certain emerging market countries, can involve a high degree of risk, including the risk that the governmental entity that controls the repayment of sovereign debt may not be willing or able to repay the principal and/or to pay the interest on its sovereign debt in a timely manner. A sovereign debtor's willingness or ability to satisfy its debt obligation may be affected by various factors, including its cash flow situation, the extent of its foreign currency reserves, the availability of foreign exchange when a payment is due, the relative size of its debt position in relation to its economy as a whole, the sovereign debtor's policy toward international lenders, and local political constraints to which the governmental entity may be subject. Sovereign debtors may also be dependent on expected disbursements from foreign governments,

multilateral agencies, and other entities. The failure of a sovereign debtor to implement economic reforms, achieve specified levels of economic performance, or repay principal or interest when due may result in the cancellation of third party commitments to lend funds to the sovereign debtor, which may further impair such debtor's ability or willingness to timely service its debts. The Portfolio may be requested to participate in the rescheduling of such sovereign debt and to extend further loans to governmental entities, which may adversely affect the Portfolio's holdings. In the event of default, there may be limited or no legal remedies for collecting sovereign debt and there may be no bankruptcy proceedings through which the Portfolio may collect all or part of the sovereign debt that a governmental entity has not repaid. In addition, to the extent the Portfolio invests in non-U.S. sovereign debt, it may be subject to currency risk.

# MANAGEMENT OF THE PORTFOLIO

## INVESTMENT ADVISER

Janus Henderson Investors US LLC, 151 Detroit Street, Denver, Colorado 80206-4805, is the investment adviser to the Portfolio. Effective January 3, 2022, the Adviser changed its name from Janus Capital Management LLC to Janus Henderson Investors US LLC. The Adviser is responsible for the day-to-day management of the Portfolio's investment portfolio and furnishes continuous advice and recommendations concerning the Portfolio's investments. The Adviser also provides certain administration and other services and is responsible for other business affairs of the Portfolio.

The Adviser (together with its predecessors and affiliates) has served as investment adviser to the Janus Henderson mutual funds since 1970 and currently serves as investment adviser to all of the Janus Henderson mutual funds as well as the Janus Henderson exchange-traded funds, acts as subadviser for a number of private-label mutual funds, and provides separate account advisory services for institutional accounts and other unregistered products.

The Trust and the Adviser have received an exemptive order from the SEC that permits the Adviser, subject to the approval of the Trustees, to appoint or replace certain subadvisers to manage all or a portion of the Portfolio's assets and enter into, amend, or terminate a subadvisory agreement with certain subadvisers without obtaining shareholder approval (a "manager-of-managers structure"). The manager-of-managers structure applies to subadvisers that are not affiliated with the Trust or the Adviser ("non-affiliated subadvisers"), as well as any subadviser that is an indirect or direct "wholly-owned subsidiary" (as such term is defined by the Investment Company Act of 1940, as amended) of the Adviser or of another company that, indirectly or directly, wholly owns the Adviser (collectively, "wholly-owned subadvisers").

Pursuant to the order, the Adviser, with the approval of the Trustees, has the discretion to terminate any subadviser and allocate and, as appropriate, reallocate the Portfolio's assets among the Adviser and any other non-affiliated subadvisers or wholly-owned subadvisers (including terminating a non-affiliated subadviser and replacing it with a wholly-owned subadviser). To the extent that the Portfolio's assets are allocated to one or more subadvisers, the Adviser, subject to oversight by the Trustees, would have the responsibility to oversee such subadviser(s) to the Portfolio and to recommend for approval by the Trustees, the hiring, termination, and replacement of a subadviser for the Portfolio. In the event that the Adviser hires a subadviser pursuant to the manager-of-managers structure, the Portfolio would provide shareholders with information about the subadviser and subadvisory agreement within 90 days.

The Adviser furnishes certain administration, compliance, and accounting services to the Portfolio, including providing office space for the Portfolio and providing personnel to serve as officers to the Portfolio. The Portfolio reimburses the Adviser for certain of its costs in providing these services (to the extent the Adviser seeks reimbursement and such costs are not otherwise waived). These costs include some or all of the salaries, fees, and expenses of the Adviser's employees and Portfolio officers, including the Portfolio's Chief Compliance Officer and compliance staff, that provide specified administration and compliance services to the Portfolio. The Portfolio pays these costs based on out-of-pocket expenses incurred by the Adviser, and these costs are separate and apart from advisory fees and other expenses paid in connection with the investment advisory services the Adviser provides to the Portfolio.

## MANAGEMENT EXPENSES

The Portfolio pays the Adviser an investment advisory fee and incurs expenses, including administrative services fees payable pursuant to the Transfer Agency Agreement, any other transfer agent and custodian fees and expenses, legal and auditing fees, printing and mailing costs of sending reports and other information to existing shareholders, and Independent Trustees' fees and expenses. The Portfolio's investment advisory fee is calculated daily and paid monthly. The Portfolio's advisory agreement details the investment advisory fee and other expenses that the Portfolio must pay.

The following table reflects the Portfolio's contractual investment advisory fee rate (expressed as an annual rate), as well as the actual investment advisory fee rate paid by the Portfolio to the Adviser. The rate shown is a fixed rate based on the Portfolio's average daily net assets.

| Portfolio Name       | Average Daily Net Assets of the Portfolio | Contractual Investment Advisory Fee (%) (annual rate) | Actual Investment Advisory Fee Rate (%) (for the fiscal year ended December 31, 2021) |
|----------------------|---|---|---|
| Enterprise Portfolio | All Asset Levels                          | 0.64  | 0.64  |

A discussion regarding the basis for the Trustees' approval of the Portfolio's investment advisory agreement is included in the Portfolio's annual report (for the period ending December 31) and semiannual report (for the period ending June 30) to shareholders. You can request the Portfolio's annual or semiannual reports (as they become available), free of charge, by contacting your plan sponsor, broker-dealer, or financial intermediary, or by contacting a Janus Henderson representative at 1-877-335-2687. The reports are also available, free of charge, at [janushenderson.com/VIT](http://janushenderson.com/VIT).

## INVESTMENT PERSONNEL

### Enterprise Portfolio

---

Co-Portfolio Managers Brian Demain and Cody Wheaton are responsible for the day-to-day management of the Portfolio. Mr. Demain, as lead Portfolio Manager, has the authority to exercise final decision-making on the overall portfolio.

**Brian Demain**, CFA, is Executive Vice President and Co-Portfolio Manager of Enterprise Portfolio, which he has managed or co-managed since November 2007. Mr. Demain is also Portfolio Manager of other Janus Henderson accounts. He holds a Bachelor of Arts degree (summa cum laude) in Economics from Princeton University, where he was a recipient of the Daniel L. Rubinfeld '67 Prize in Empirical Economics for his senior thesis. Mr. Demain holds the Chartered Financial Analyst designation.

**Cody Wheaton**, CFA, is Executive Vice President and Co-Portfolio Manager of Enterprise Portfolio, which he has co-managed since July 2016. Mr. Wheaton is also Portfolio Manager of other Janus Henderson accounts and performs duties as an analyst. He holds Bachelor of Arts degrees in Economics and Government from Dartmouth College. Mr. Wheaton holds the Chartered Financial Analyst designation.

Information about the portfolio managers' compensation structure and other accounts managed, as well as the aggregate range of their individual ownership in the Portfolio(s) that they manage and certain other mutual funds advised by the Adviser, is included in the SAI.

### Conflicts of Interest

The Adviser manages other funds and numerous other accounts, which may include separate accounts and other pooled investment vehicles, such as hedge funds. Side-by-side management of multiple accounts, including the management of a cash collateral pool for securities lending and investing the Janus Henderson funds' cash, may give rise to conflicts of interest among those accounts, and may create potential risks, such as the risk that investment activity in one account may adversely affect another account. For example, short sale activity in an account could adversely affect the market value of long positions in one or more other accounts (and vice versa). Side-by-side management may raise additional potential conflicts of interest relating to the allocation of investment opportunities and the aggregation and allocation of trades. Additionally, the Adviser manages the Janus Henderson "funds of funds," which are funds that invest primarily in other mutual funds that are managed by the Adviser. Because the Adviser manages the Janus Henderson "funds of funds" and the Janus Henderson funds, it is subject to certain potential conflicts of interest when allocating the assets of a Janus Henderson "fund of funds" among such Janus Henderson funds. Purchases and redemptions of fund shares by a Janus Henderson "fund of funds" due to reallocations or rebalancings may result in a fund having to sell securities or invest cash when it otherwise would not do so. Such transactions could accelerate the realization of taxable income if sales of securities resulted in gains. In addition, redemptions by a Janus Henderson "fund of funds" could cause actual expenses to increase, or could result in the fund's current expenses being allocated over a smaller asset base, which may lead to an increase in the fund's expense ratio. The impact of these transactions is likely to be greater when a Janus Henderson "fund of funds" purchases, redeems, or owns a substantial portion of a fund's shares. A further discussion of potential conflicts of interest and a discussion of certain procedures intended to mitigate such potential conflicts are contained in the Portfolio's SAI.

## OTHER INFORMATION

---

### CLASSES OF SHARES

Only Institutional Shares are offered by this Prospectus. The Shares are available only in connection with investment in and payments under variable insurance contracts, as well as certain qualified retirement plans. Service Shares are offered only in connection with investment in and payments under variable insurance contracts, as well as certain qualified retirement plans, that require a fee from Portfolio assets to procure distribution and/or administrative services to contract owners and plan participants. Because the expenses of each class may differ, the performance of each class is expected to differ. If you would like additional information about the Service Shares, please call 1-800-525-0020. In addition, for an analysis of fees associated with an investment in either share class or other similar funds, please visit [www.finra.org/fundalyzer](http://www.finra.org/fundalyzer).

### CLOSED PORTFOLIO POLICIES

The Portfolio may limit sales of its Shares to new investors. If sales of the Portfolio are limited, it is expected that existing shareholders invested in the Portfolio would be permitted to continue to purchase Shares through their existing Portfolio accounts and to reinvest any dividends or capital gains distributions in such accounts, absent highly unusual circumstances. Requests for new accounts into a closed portfolio would be reviewed by management, taking into consideration eligibility requirements and whether the addition to the portfolio is believed to negatively impact existing portfolio shareholders. The closed portfolio may decline opening new accounts, including eligible new accounts, if it would be in the best interests of the portfolio and its shareholders. If applicable, additional information regarding general policies and exceptions can be found in a closed portfolio's prospectuses.

### LIQUIDATION/REORGANIZATION OF A PORTFOLIO

It is important to know that, pursuant to the Trust's Amended and Restated Trust Instrument, the Trustees have the authority to merge, liquidate, and/or reorganize a portfolio into another portfolio without seeking shareholder vote or consent.

### DISTRIBUTION OF THE PORTFOLIO

The Portfolio is distributed by Janus Henderson Distributors US LLC (the "Distributor"), which is a member of the Financial Industry Regulatory Authority, Inc. ("FINRA"). To obtain information about FINRA member firms and their associated persons, you may contact FINRA at [www.finra.org](http://www.finra.org), or 1-800-289-9999.

### DISTRIBUTIONS

To avoid taxation of the Portfolio, the Internal Revenue Code of 1986, as amended (the “Internal Revenue Code”) requires the Portfolio to distribute all or substantially all of its net investment income and any net capital gains realized on its investments at least annually. The Portfolio’s income from certain dividends, interest, and any net realized short-term capital gains are paid to shareholders as ordinary income dividends. Net realized long-term capital gains, if any, are paid to shareholders as capital gains distributions, regardless of how long Shares of the Portfolio have been held. A portion of the Portfolio’s distributions received from REITs may be classified as a return of capital for federal income tax purposes. As a result, the Portfolio is more likely to make distributions that are treated as returns of capital, and possibly in greater amounts, than a portfolio that does not invest in REITs. Distributions are made at the class level, so they may vary from class to class within a single portfolio.

#### Distribution Schedule

Dividends for the Portfolio are normally declared and distributed in June and December. Capital gains are normally declared and distributed in June. However, in certain situations it may be necessary for the Portfolio to declare and distribute capital gains in December. If necessary, dividends and net capital gains may be distributed at other times as well. Unless otherwise instructed, distributions of net investment income and net capital gains, if any, are automatically reinvested in additional Shares of the Portfolio.

#### How Distributions Affect the Portfolio’s NAV

Distributions are paid to shareholders as of the record date of a distribution of the Portfolio, regardless of how long the Shares have been held. Undistributed dividends and net capital gains are included in the Portfolio’s daily net asset value (“NAV”). The share price of the Portfolio drops by the amount of the distribution, net of any subsequent market fluctuations. For example, assume that on December 31, the Portfolio declared a dividend in the amount of \$0.25 per share. If the Portfolio’s share price was \$10.00 on December 30, the Portfolio’s share price on December 31 would be \$9.75, barring market fluctuations.

### TAXES

#### Taxes on Distributions

Because Shares of the Portfolio may be purchased only through variable insurance contracts and certain qualified retirement plans, it is anticipated that any income dividends or net capital gains distributions made by the Portfolio will be exempt from current federal income taxation if left to accumulate within the variable insurance contract or qualified retirement plan. Generally, withdrawals from such contracts or plans may be subject to federal income tax at ordinary income rates and, if withdrawals are made from a retirement plan before age 59½, a 10% penalty tax may be imposed. The federal income tax status of your investment depends on the features of your qualified retirement plan or variable insurance contract. Further information may be found in your plan documents or in the prospectus of the separate account offering such contract.

#### Taxation of the Portfolio

Dividends, interest, and some capital gains received by the Portfolio on foreign securities may be subject to foreign tax withholding or other foreign taxes. If the Portfolio is eligible, it may from year to year make the election permitted under Section 853 of the Internal Revenue Code to pass through such taxes to shareholders as a foreign tax credit. If such an election is not made, any foreign taxes paid or accrued will represent an expense to the Portfolio.

The Portfolio does not expect to pay any federal income or excise taxes because it intends to meet certain requirements of the Internal Revenue Code. In addition, because the Shares of the Portfolio are sold in connection with variable insurance contracts, the Portfolio intends to satisfy the diversification requirements applicable to insurance company separate accounts under the Internal Revenue Code. If the Portfolio invests in partnerships, it may be subject to state tax liabilities.

## SHAREHOLDER'S GUIDE

---

Investors may not purchase or redeem Shares of the Portfolio directly. Shares may be purchased or redeemed only through variable insurance contracts offered by the separate accounts of participating insurance companies or through certain qualified retirement plans. **Refer to the prospectus for the participating insurance company's separate account or your plan documents for instructions on purchasing or selling variable insurance contracts and on how to select the Portfolio as an investment option for a contract or a qualified retirement plan.**

With certain exceptions, the Portfolio is generally available only to shareholders residing in the United States and employees of the Adviser or its affiliates. For purposes of this policy, the Portfolio requires that a shareholder and/or entity be a U.S. citizen residing in the United States or a U.S. Territory (including overseas U.S. military or diplomatic addresses) or a resident alien residing in the United States or a U.S. Territory with a valid U.S. Taxpayer Identification Number to open an account with the Portfolio.

### PRICING OF PORTFOLIO SHARES

The per share NAV for each class is computed by dividing the total value of assets allocated to the class, less liabilities allocated to that class, by the total number of outstanding shares of the class. The Portfolio's NAV is calculated as of the close of the regular trading session of the New York Stock Exchange ("NYSE") (normally 4:00 p.m. New York time) each day that the NYSE is open ("business day"). However, the time at which the Portfolio's NAV is calculated may be changed if trading on the NYSE is restricted, the NYSE closes at a different time, or as permitted by the SEC. Foreign securities held by the Portfolio may be traded on days and at times when the NYSE is closed and the NAV is therefore not calculated. Accordingly, the value of the Portfolio's holdings may change on days that are not business days in the United States and on which you will not be able to purchase or redeem the Portfolio's Shares.

All purchases and redemptions will be duly processed at the NAV next calculated after your request is received in good order by the Portfolio or its agents. In order to receive a day's price, your order must be received in good order by the Portfolio (or insurance company or plan sponsor) or its agents by the close of the regular trading session of the NYSE.

Securities held by the Portfolio are valued in accordance with policies and procedures established by and under the oversight of the Trustees. To the extent available, domestic and foreign equity securities traded on a securities exchange are generally valued at the closing prices on the primary market or exchange on which they trade. Most fixed-income securities are typically valued using an evaluated bid price supplied by an approved pricing service that is intended to reflect market value. The evaluated bid price is an evaluation that may consider factors such as security prices, yields, maturities, and ratings. Certain short-term instruments maturing within 60 days or less may be valued at amortized cost, which approximates market value. If a market quotation or evaluated price for a security is not readily available or is deemed unreliable, or if an event that is expected to affect the value of the security occurs after the close of the principal exchange or market on which the security is traded, and before the close of the NYSE, a fair value of the security will be determined in good faith under the policies and procedures. Such events include, but are not limited to: (i) a significant event that may affect the securities of a single issuer, such as a merger, bankruptcy, or significant issuer-specific development; (ii) an event that may affect an entire market, such as a natural disaster or significant governmental action; (iii) a non-significant event such as a market closing early or not opening, or a security trading halt; and (iv) pricing of a non-valued security and a restricted or non-public security. This type of fair value pricing may be more commonly used with foreign equity securities, but it may also be used with, among other things, thinly-traded domestic securities or fixed-income securities. Special valuation considerations may apply with respect to "odd-lot" fixed-income transactions which, due to their small size, may receive evaluated prices by pricing services which reflect a large block trade and not what actually could be obtained for the odd-lot position. For valuation purposes, quotations of foreign portfolio securities, other assets and liabilities, and forward contracts stated in foreign currency are generally translated into U.S. dollar equivalents at the prevailing market rates. The Portfolio uses systematic fair valuation models provided by an independent pricing service to value foreign equity securities in order to adjust for stale pricing, which may occur between the close of certain foreign exchanges and the close of the NYSE.

Due to the subjective nature of systematic fair value pricing, the Portfolio's value for a particular security may be different from the last quoted market price. Systematic fair value pricing may reduce arbitrage activity involving the frequent buying and selling of mutual fund shares by investors seeking to take advantage of a perceived lag between a change in the value of the Portfolio's securities and the reflection of such change in the Portfolio's NAV, as further described in the "Excessive Trading" section of this Prospectus. While funds that invest in foreign securities may be at a greater risk for arbitrage activity, such activity may also arise in funds which do not invest in foreign securities, for example, when trading in a security held by a portfolio is halted and does not resume prior to the time the portfolio calculates its NAV (referred to as "stale pricing").



Portfolios that hold thinly-traded securities, such as certain small-capitalization securities or high-yield fixed-income securities, may be subject to attempted use of arbitrage techniques. To the extent that the Portfolio's valuation of a security is different from the security's market value, short-term arbitrage traders buying and/or selling shares of the Portfolio may dilute the NAV of the Portfolio, which negatively impacts long-term shareholders. The Portfolio's valuation and excessive trading policies and procedures may not completely eliminate short-term trading in certain omnibus accounts and other accounts traded through intermediaries.

The value of the securities of other open-end funds held by the Portfolio, if any, will be calculated using the NAV of such open-end funds, and the prospectuses for such open-end funds explain the circumstances under which they use fair value pricing and the effects of using fair value pricing.

## **ADMINISTRATIVE FEES**

The Transfer Agent receives an administrative services fee at an annual rate of 0.05% of the average daily net assets of the Portfolio for arranging for the provision by participating insurance companies and qualified plan service providers of administrative services, including recordkeeping, subaccounting, order processing, or other shareholder services provided on behalf of contract holders or plan participants investing in the Portfolio. Other shareholder services may include the provision of order confirmations, periodic account statements, forwarding prospectuses, shareholder reports, and other materials to existing customers, and answering inquiries regarding accounts. The Transfer Agent expects to use this entire fee to compensate insurance companies and qualified plan service providers for providing these services to their customers who invest in the Portfolio.

## **PAYMENTS TO FINANCIAL INTERMEDIARIES BY THE ADVISER OR ITS AFFILIATES**

From its own assets, the Adviser or its affiliates pay fees to selected insurance companies, qualified plan service providers or their affiliates, or other financial intermediaries that distribute, market, or promote the Portfolio or perform related services for contract owners and plan participants. The amount of these payments is determined from time to time by the Adviser, may be substantial, and may differ for different financial intermediaries. The Adviser and its affiliates consider a number of factors in making payments to financial intermediaries.

The Adviser or its affiliates pay fees, from their own assets, to selected insurance companies, qualified plan service providers, and other financial intermediaries for providing recordkeeping, subaccounting, transaction processing, and other shareholder or administrative services (including payments for processing transactions via the National Securities Clearing Corporation ("NSCC") or other means) in connection with investments in the Janus Henderson funds. These fees are in addition to any fees that may be paid by the Janus Henderson funds for these types of services or other services.

In addition, the Adviser or its affiliates periodically share certain marketing expenses with selected intermediaries, or pay for or sponsor informational meetings, seminars, client awareness events, support for marketing materials, sales reporting, or business building programs for such intermediaries to raise awareness of the Portfolio. The Adviser or its affiliates make payments to participate in selected intermediary marketing support programs which may provide the Adviser or its affiliates with one or more of the following benefits: attendance at sales conferences, participation in meetings or training sessions, access to or information about intermediary personnel, use of an intermediary's marketing and communication infrastructure, fund analysis tools, data, business planning and strategy sessions with intermediary personnel, information on industry- or platform-specific developments, trends and service providers, and other marketing-related services. Such payments may be in addition to, or in lieu of, the fees described above. These payments are intended to promote the sales of Janus Henderson funds and to reimburse financial intermediaries, directly or indirectly, for the costs that they or their salespersons incur in connection with educational seminars, meetings, and training efforts about the Janus Henderson funds to enable the intermediaries and their salespersons to make suitable recommendations, provide useful services, and maintain the necessary infrastructure to make the Janus Henderson funds available to their customers.

The receipt of (or prospect of receiving) fees or reimbursements and other forms of compensation described above may provide a financial intermediary and its salespersons with an incentive to favor sales of Janus Henderson funds' shares over sales of other mutual funds (or non-mutual fund investments) or to favor sales of one class of Janus Henderson funds' shares over sales of another Janus Henderson funds' share class, with respect to which the financial intermediary does not receive such payments or receives them in a lower amount. The receipt of these payments may cause certain financial intermediaries to elevate the prominence of the Janus Henderson funds within such financial intermediary's organization by, for example,



placement on a list of preferred or recommended funds and/or the provision of preferential or enhanced opportunities to promote the Janus Henderson funds in various ways within such financial intermediary's organization.

From time to time, certain financial intermediaries approach the Adviser to request that the Adviser make contributions to certain charitable organizations. In these cases, the Adviser's contribution may result in the financial intermediary, or its salespersons, recommending Janus Henderson funds over other mutual funds (or non-mutual fund investments).

The payment arrangements described above will not change the price a contract owner or plan participant pays for Shares nor the amount that a Janus Henderson fund receives to invest on behalf of the contract owner or plan participant. You should consider whether such arrangements exist when evaluating any recommendations from an intermediary to purchase or sell Shares of the Portfolio and, if applicable, when considering which share class of the Portfolio is most appropriate for you. Please contact your insurance company or plan sponsor for details on such arrangements.

## **PURCHASES**

Purchases of Shares may be made only by the separate accounts of insurance companies for the purpose of funding variable insurance contracts or by certain qualified retirement plans. Refer to the prospectus of the appropriate insurance company separate account or your plan documents for information on how to invest in the Shares of the Portfolio. Under certain circumstances, the Portfolio may permit an in-kind purchase of Shares. Participating insurance companies and certain other designated organizations are authorized to receive purchase orders on the Portfolio's behalf. As discussed under "Payments to Financial Intermediaries by the Adviser or its Affiliates," the Adviser and its affiliates make payments to selected insurance companies, qualified plan service providers, or their affiliates, or other financial intermediaries that were instrumental in the acquisition or retention of accounts for the Portfolio or that provide services in connection with investments in the Portfolio. You should consider such arrangements when evaluating any recommendation of the Portfolio.

The Portfolio reserves the right to reject any purchase order, including exchange purchases, for any reason. The Portfolio is not intended for excessive trading. For more information about the Portfolio's policy on excessive trading, refer to "Excessive Trading."

The Portfolio may discontinue sales to a qualified plan and require plan participants with existing investments in the Shares to redeem those investments if the plan loses (or in the opinion of the Adviser, is at risk of losing) its qualified plan status.

In compliance with the Uniting and Strengthening America by Providing Appropriate Tools Required to Intercept and Obstruct Terrorism Act of 2001 ("USA PATRIOT Act"), your insurance company or plan sponsor is required to verify certain information on your account application as part of its Anti-Money Laundering Program. You will be required to provide your full name, date of birth, Social Security number, and permanent street address to assist in verifying your identity. You may also be asked to provide documents that may help to establish your identity. Until verification of your identity is made, your insurance company or plan sponsor may temporarily limit additional share purchases. In addition, your insurance company or plan sponsor may close an account if they are unable to verify a shareholder's identity. Please contact your insurance company or plan sponsor if you need additional assistance when completing your application or additional information about the insurance company or plan sponsor's Anti-Money Laundering Program.

In an effort to ensure compliance with this law, the Adviser's Anti-Money Laundering Program (the "Program") provides for the development of internal practices, procedures and controls, designation of anti-money laundering compliance officers, an ongoing training program, and an independent audit function to determine the effectiveness of the Program.

### **Potential Conflicts**

Although the Portfolio does not currently anticipate any disadvantages to policy owners because the Portfolio offers its Shares to unaffiliated variable annuity and variable life separate accounts of insurance companies that are unaffiliated with the Adviser and to certain qualified retirement plans, there is a possibility that a material conflict may arise. The Trustees monitor events in an effort to identify any disadvantages or material irreconcilable conflicts and to determine what action, if any, should be taken in response. If a material disadvantage or conflict is identified, the Trustees may require one or more insurance company separate accounts or qualified plans to withdraw its investments in the Portfolio or substitute Shares of another portfolio. If this occurs, the Portfolio may be forced to sell its securities at disadvantageous prices. In addition, the Portfolio may refuse to sell its Shares to any separate account or qualified plan or may suspend or terminate the offering of the Portfolio's Shares if such action is required by law or regulatory authority or is in the best interests of the Portfolio's shareholders. It is possible that a qualified plan investing in the Portfolio could lose its qualified plan status under the

Internal Revenue Code, which could have adverse tax consequences on insurance company separate accounts investing in the Portfolio. The Adviser intends to monitor such qualified plans, and the Portfolio may discontinue sales to a qualified plan and require plan participants with existing investments in the Portfolio to redeem those investments if a plan loses (or in the opinion of the Adviser is at risk of losing) its qualified plan status.

## **REDEMPTIONS**

Redemptions, like purchases, may be effected only through the separate accounts of participating insurance companies or through certain qualified retirement plans. Please refer to the appropriate separate account prospectus or plan documents for details.

Shares of the Portfolio may be redeemed on any business day on which the Portfolio's NAV is calculated. Redemptions are duly processed at the NAV next calculated after your redemption order is received in good order by the Portfolio or its agents. Redemption proceeds will normally be sent within two business days following receipt of the redemption order. The Portfolio typically expects to meet redemption requests by paying out proceeds from cash or cash equivalent portfolio holdings, or by selling portfolio holdings. In stressed market conditions, and other appropriate circumstances, redemption methods may include borrowing funds or redeeming in-kind.

The Portfolio reserves the right to postpone payment of redemption proceeds for up to seven calendar days. Additionally, the right to require the Portfolio to redeem its Shares may be suspended, or the date of payment may be postponed beyond seven calendar days, whenever: (i) trading on the NYSE is restricted, as determined by the SEC, or the NYSE is closed (except for holidays and weekends); (ii) the SEC permits such suspension and so orders; or (iii) an emergency exists as determined by the SEC so that disposal of securities or determination of NAV is not reasonably practicable.

### **Large Shareholder Redemptions**

Certain large shareholders, such as other portfolios, participating insurance companies, accounts, and the Adviser's affiliates, may from time to time own (beneficially or of record) or control a significant percentage of the Portfolio's Shares. Redemptions by these large shareholders of their holdings in the Portfolio may cause the Portfolio to sell securities at times when it would not otherwise do so, which may negatively impact the Portfolio's NAV and liquidity. Similarly, large Portfolio share purchases may adversely affect the Portfolio's performance to the extent that the Portfolio is delayed in investing new cash and is required to maintain a larger cash position than it ordinarily would. A large shareholder purchase or redemption may also increase transaction costs. In addition, a large redemption could result in the Portfolio's current expenses being allocated over a smaller asset base, which could lead to an increase in the Portfolio's expense ratio.

### **Redemptions In-Kind**

Shares normally will be redeemed for cash, although the Portfolio retains the right to redeem some or all of its shares in-kind under unusual circumstances, in order to protect the interests of remaining shareholders, to accommodate a request by a particular shareholder that does not adversely affect the interests of the remaining shareholders, or in connection with the liquidation of a portfolio, by delivery of securities selected from its assets at its discretion. However, the Portfolio is required to redeem shares solely for cash up to the lesser of \$250,000 or 1% of the NAV of the Portfolio during any 90-day period for any one shareholder. Should redemptions by any shareholder exceed such limitation, the Portfolio will have the option of redeeming the excess in cash or in-kind. In-kind payment means payment will be made in portfolio securities rather than cash, and may potentially include illiquid investments. Illiquid investments may not be able to be sold quickly or at a price that reflects full value, or there may not be a market for such investments, which could cause the redeeming shareholder to realize losses on the investment if it is sold at a price lower than that at which it had been valued. If the Portfolio makes an in-kind payment, the redeeming shareholder might incur brokerage or other transaction costs to convert the securities to cash, whereas such costs are borne by the Portfolio for cash redemptions.

While the Portfolio may pay redemptions in-kind, the Portfolio may instead choose to raise cash to meet redemption requests through the sale of portfolio securities or permissible borrowings. If the Portfolio is forced to sell securities at an unfavorable time and/or under unfavorable conditions, such sales may adversely affect the Portfolio's NAV and may increase brokerage costs.

## EXCESSIVE TRADING

### Excessive and Short-Term Trading Policies and Procedures

The Trustees have adopted policies and procedures with respect to short-term and excessive trading of Portfolio shares (“excessive trading”). The Portfolio is intended for long-term investment purposes, and the Portfolio will take reasonable steps to attempt to detect and deter short-term and excessive trading. Transactions placed in violation of the Portfolio’s excessive trading policies and procedures may be cancelled or rescinded by the Portfolio by the next business day following receipt by the Portfolio. The trading history of accounts determined to be under common ownership or control within any of the Janus Henderson funds may be considered in enforcing these policies and procedures. As described below, the Portfolio may not be able to identify all instances of excessive trading or completely eliminate the possibility of excessive trading. In particular, it may be difficult to identify excessive trading in certain omnibus accounts and other accounts traded through intermediaries (such as insurance companies or plan sponsors). By their nature, omnibus accounts, in which purchases and redemptions of the Portfolio’s shares by multiple investors are aggregated by the intermediary and presented to the Portfolio on a net basis, may effectively conceal the identity of individual investors and their transactions from the Portfolio and its agents. This makes the elimination of excessive trading in the accounts impractical without the assistance of the intermediary.

The Janus Henderson funds attempt to deter excessive trading through at least the following methods:

- trade monitoring; and
- fair valuation of securities as described under “Pricing of Portfolio Shares.”

The Portfolio monitors for patterns of shareholder short-term trading and may suspend or permanently terminate the purchase and exchange privilege (if permitted by your insurance company or plan sponsor) of any investor who is identified as having a pattern of short-term trading. The Portfolio at all times reserves the right to reject any purchase or exchange request and to modify or terminate the purchase and exchange privileges for any investor for any reason without prior notice, in particular, if the trading activity in the account(s) is deemed to be disruptive to the Portfolio. For example, the Portfolio may refuse a purchase order if the portfolio managers believe they would be unable to invest the money effectively in accordance with the Portfolio’s investment policies or the Portfolio would otherwise be adversely affected due to the size of the transaction, frequency of trading, or other factors.

The Portfolio’s Trustees may approve from time to time a redemption fee to be imposed by any Janus Henderson fund, subject to 60 days’ notice to shareholders of that fund.

Investors who place transactions through the same insurance company or plan sponsor on an omnibus basis may be deemed part of a group for the purpose of the Portfolio’s excessive trading policies and procedures and may be rejected in whole or in part by the Portfolio. The Portfolio, however, cannot always identify or reasonably detect excessive trading that may be facilitated by insurance companies or plan sponsors or made difficult to identify through the use of omnibus accounts by those intermediaries that transmit purchase, exchange, and redemption orders to the Portfolio, and thus the Portfolio may have difficulty curtailing such activity. Transactions accepted by an insurance company or plan sponsor in violation of the Portfolio’s excessive trading policies may be cancelled or revoked by the Portfolio by the next business day following receipt by the Portfolio.

In an attempt to detect and deter excessive trading in omnibus accounts, the Portfolio or its agents may require intermediaries to impose restrictions on the trading activity of accounts traded through those intermediaries. Such restrictions may include, but are not limited to, requiring that trades be placed by U.S. mail, prohibiting future purchases by investors who have recently redeemed Portfolio shares, requiring intermediaries to report information about customers who purchase and redeem large amounts, and similar restrictions. The Portfolio’s ability to impose such restrictions with respect to accounts traded through particular intermediaries may vary depending on the systems’ capabilities, applicable contractual and legal restrictions, and cooperation of those intermediaries.

Generally, the Portfolio’s excessive trading policies and procedures do not apply to (i) a money market fund, although money market funds at all times reserve the right to reject any purchase request (including exchange purchases, if permitted by your insurance company or plan sponsor) for any reason without prior notice; (ii) transactions in the Janus Henderson funds by a Janus Henderson “fund of funds,” which is a fund that primarily invests in other Janus Henderson funds; (iii) periodic rebalancing and identifiable transactions by certain funds of funds and asset allocation programs to realign portfolio investments with existing target allocations; and (iv) systematic purchase, exchange, or redemption programs.

The Portfolio's policies and procedures regarding excessive trading may be modified at any time by the Portfolio's Trustees.

### **Excessive Trading Risks**

Excessive trading may present risks to the Portfolio's long-term shareholders. Excessive trading into and out of the Portfolio may disrupt portfolio investment strategies, may create taxable gains to remaining Portfolio shareholders, and may increase Portfolio expenses, all of which may negatively impact investment returns for all remaining shareholders, including long-term shareholders.

Portfolios that invest in foreign securities may be at a greater risk for excessive trading. Investors may attempt to take advantage of anticipated price movements in securities held by a portfolio based on events occurring after the close of a foreign market that may not be reflected in the portfolio's NAV (referred to as "price arbitrage"). Such arbitrage opportunities may also arise in portfolios which do not invest in foreign securities, for example, when trading in a security held by a portfolio is halted and does not resume prior to the time the portfolio calculates its NAV (referred to as "stale pricing"). Portfolios that hold thinly-traded securities, such as certain small-capitalization securities, may be subject to attempted use of arbitrage techniques. To the extent that the Portfolio's valuation of a security differs from the security's market value, short-term arbitrage traders may dilute the NAV of the Portfolio, which negatively impacts long-term shareholders. Although the Portfolio has adopted valuation policies and procedures intended to reduce the Portfolio's exposure to price arbitrage, stale pricing, and other potential pricing inefficiencies, under such circumstances there is potential for short-term arbitrage trades to dilute the value of shares held by the Portfolio.

Although the Portfolio takes steps to detect and deter excessive trading pursuant to the policies and procedures described in this Prospectus and approved by the Trustees, there is no assurance that these policies and procedures will be effective in limiting excessive trading in all circumstances. For example, the Portfolio may be unable to completely eliminate the possibility of excessive trading in certain omnibus accounts and other accounts traded through intermediaries. Omnibus accounts may effectively conceal the identity of individual investors and their transactions from the Portfolio and its agents. This makes the Portfolio's identification of excessive trading transactions in the Portfolio through an omnibus account difficult and makes the elimination of excessive trading in the account impractical without the assistance of the intermediary. Moreover, the contract between an insurance company and the owner of a variable insurance contract may govern the frequency with which the contract owner may cause the insurance company to purchase or redeem shares of the Portfolio. Although the Portfolio encourages intermediaries to take necessary actions to detect and deter excessive trading, some intermediaries may be unable or unwilling to do so, and accordingly, the Portfolio cannot eliminate completely the possibility of excessive trading.

Shareholders that invest through an omnibus account should be aware that they may be subject to the policies and procedures of their insurance company or plan sponsor with respect to excessive trading in the Portfolio.

### **AVAILABILITY OF PORTFOLIO HOLDINGS INFORMATION**

The Mutual Fund Holdings Disclosure Policies and Procedures adopted by the Adviser and all mutual funds managed within the Janus Henderson fund complex are designed to be in the best interests of the portfolios and to protect the confidentiality of the portfolios' holdings. The following describes policies and procedures with respect to disclosure of portfolio holdings.

- **Full Holdings.** A schedule of the Portfolio's holdings, consisting of at least the names of the holdings, is generally available on a monthly basis with a 30-day lag and is posted under Full Holdings for the Portfolio at [janushenderson.com/VIT](http://janushenderson.com/VIT). A complete schedule of the Portfolio's holdings is also available semiannually and annually in shareholder reports and, after the first and third fiscal quarters, in Form N-PORT. Information reported in shareholder reports and in Form N-PORT will be made publicly available within 60 days after the end of the respective fiscal quarter. The Portfolio's shareholder reports and Form N-PORT filings are available on the SEC's website at <http://www.sec.gov>. In addition, the Portfolio's shareholder reports are available without charge, upon request, by calling a Janus Henderson representative at 1-877-335-2687 (toll free).
- **Top Holdings.** The Portfolio's top portfolio holdings, in order of position size and as a percentage of the Portfolio's total portfolio, are available monthly with a 15-day lag.
- **Other Information.** The Portfolio may occasionally provide security breakdowns (e.g., industry, sector, regional, market capitalization, and asset allocation) and specific portfolio level performance attribution information and statistics monthly

with a 15-day lag. Top/bottom equity securities ranked by performance attribution, including the percentage attribution to Portfolio performance, average Portfolio weighting, and other relevant data points, may be provided monthly with a 15-day lag.

The Adviser may exclude from publication on its websites all or any portion of portfolio holdings or change the time periods of disclosure as deemed necessary to protect the interests of the Janus Henderson funds. Under extraordinary circumstances, exceptions to the Mutual Fund Holdings Disclosure Policies and Procedures may be made by Janus Henderson's Chief Investment Officer, in consultation with the Portfolio's Chief Compliance Officer or a designee. Such exceptions may be made without prior notice to shareholders. A summary of the Portfolio's holdings disclosure policies and procedures, which includes a discussion of any exceptions, is contained in the Portfolio's SAI.

## **SHAREHOLDER COMMUNICATIONS**

Your insurance company or plan sponsor is responsible for providing annual and semiannual reports, including the financial statements of the Portfolio. These reports show the Portfolio's investments and the market value of such investments, as well as other information about the Portfolio and its operations. Please contact your insurance company or plan sponsor to obtain these reports. The Trust's fiscal year ends December 31.

## FINANCIAL HIGHLIGHTS

The financial highlights table is intended to help you understand the Portfolio's financial performance for the period ended December 31 of the fiscal years shown. Items "Net asset value, beginning of period" through "Net asset value, end of period" reflect financial results for a single Portfolio Share. The gross expense ratio reflects expenses prior to any expense offset arrangement and waivers (reimbursements), if applicable. The net expense ratio reflects expenses after any expense offset arrangement and waivers (reimbursements), if applicable. The information shown for the fiscal years ended December 31 has been audited by PricewaterhouseCoopers LLP, whose report, along with the Portfolio's financial statements, is included in the Annual Report, which is available upon request, and incorporated by reference into the SAI.

The total returns in the table represent the rate that an investor would have earned (or lost) on an investment in the Institutional Shares of the Portfolio (assuming reinvestment of all dividends and distributions) but do not include charges and expenses attributable to any insurance product. If these charges and expenses had been included, the performance for the years shown would be lower. "Total return" information may include adjustments in accordance with generally accepted accounting principles. As a result, returns may differ from returns for shareholder transactions.

### Enterprise Portfolio – Institutional Shares

|  | Years ended December 31 |                |                |                |                |
|--|-------------------------|----------------|----------------|----------------|----------------|
|  | 2021                    | 2020           | 2019           | 2018           | 2017           |
| <b>Net asset value, beginning of period</b>                  | <b>\$94.21</b>          | <b>\$85.46</b> | <b>\$67.02</b> | <b>\$70.65</b> | <b>\$59.27</b> |
| <b>Income from investment operations:</b>                    |                         |                |                |                |                |
| Net investment income/(loss) <sup>(1)</sup>                  | 0.22                    | 0.20           | 0.29           | 0.21           | 0.11           |
| Net gain/(loss) on securities (both realized and unrealized) | 14.99                   | 14.53          | 23.06          | (0.16)         | 15.67          |
| <b>Total from investment operations</b>                      | <b>15.21</b>            | <b>14.73</b>   | <b>23.35</b>   | <b>0.05</b>    | <b>15.78</b>   |
| <b>Less distributions:</b>                                   |                         |                |                |                |                |
| Dividends (from net investment income)                       | (0.33)                  | (0.06)         | (0.16)         | (0.18)         | (0.17)         |
| Distributions (from capital gains)                           | (8.58)                  | (5.92)         | (4.75)         | (3.50)         | (4.23)         |
| <b>Total distributions</b>                                   | <b>(8.91)</b>           | <b>(5.98)</b>  | <b>(4.91)</b>  | <b>(3.68)</b>  | <b>(4.40)</b>  |
| <b>Net asset value, end of period</b>                        | <b>\$100.51</b>         | <b>\$94.21</b> | <b>\$85.46</b> | <b>\$67.02</b> | <b>\$70.65</b> |
| <b>Total return<sup>(2)</sup></b>                            | <b>16.83%</b>           | <b>19.47%</b>  | <b>35.48%</b>  | <b>(0.41)%</b> | <b>27.42%</b>  |
| Net assets, end of period (in thousands)                     | \$736,679               | \$768,141      | \$791,044      | \$577,477      | \$618,750      |
| Average net assets for the period (in thousands)             | \$763,345               | \$699,442      | \$707,052      | \$641,390      | \$556,940      |
| Ratio of gross expenses to average net assets                | 0.71%                   | 0.72%          | 0.72%          | 0.72%          | 0.73%          |
| Ratio of net expenses to average net assets                  | 0.71%                   | 0.72%          | 0.72%          | 0.72%          | 0.73%          |
| Ratio of net investment income/(loss) to average net assets  | 0.22%                   | 0.25%          | 0.37%          | 0.29%          | 0.17%          |
| Portfolio turnover rate                                      | 17%                     | 16%            | 14%            | 14%            | 14%            |

(1) Per share amounts are calculated using the average shares outstanding method.

(2) The return includes adjustments in accordance with generally accepted accounting principles required at period end date. Total return does not include fees, charges, or expenses imposed by the variable annuity and life insurance contracts for which Janus Aspen Series serves as an underlying investment vehicle.

## GLOSSARY OF INVESTMENT TERMS

---

This glossary provides a more detailed description of some of the types of securities, investment strategies, and other instruments in which the Portfolio may invest, as well as some general investment terms. The Portfolio may invest in these instruments to the extent permitted by its investment objective and policies. The Portfolio is not limited by this discussion and may invest in any other types of instruments not precluded by the policies discussed elsewhere in this Prospectus.

### EQUITY AND DEBT SECURITIES

**Average-Weighted Effective Maturity** is a measure of a bond's maturity. The stated maturity of a bond is the date when the issuer must repay the bond's entire principal value to an investor. Some types of bonds may also have an "effective maturity" that is shorter than the stated date due to prepayment or call provisions. Securities without prepayment or call provisions generally have an effective maturity equal to their stated maturity. Average-weighted effective maturity is calculated by averaging the effective maturity of bonds held by a Portfolio with each effective maturity "weighted" according to the percentage of net assets that it represents.

**Bank loans** include institutionally-traded floating and fixed-rate debt securities generally acquired as a participation interest in or assignment of a loan originated by a lender or financial institution. Assignments and participations involve credit, interest rate, and liquidity risk. Interest rates on floating rate securities adjust with interest rate changes and/or issuer credit quality. If a Portfolio purchases a participation interest, it may only be able to enforce its rights through the lender and may assume the credit risk of both the borrower and the lender. There are also risks involved in purchasing assignments. If a loan is foreclosed, a Portfolio may become part owner of any collateral securing the loan and may bear the costs and liabilities associated with owning and disposing of any collateral. The Portfolio could be held liable as a co-lender. In addition, there is no assurance that the liquidation of any collateral from a secured loan would satisfy a borrower's obligations or that any collateral could be liquidated. A Portfolio may have difficulty trading assignments and participations to third parties or selling such securities in secondary markets, which in turn may affect the Portfolio's NAV.

**Bonds** are debt securities issued by a company, municipality, government, or government agency. The issuer of a bond is required to pay the holder the amount of the loan (or par value of the bond) at a specified maturity and to make scheduled interest payments.

**Certificates of Participation ("COPs")** are certificates representing an interest in a pool of securities. Holders are entitled to a proportionate interest in the underlying securities.

**Collateralized Mortgage Obligations ("CMOs")** are a type of mortgage-backed security that are created by dividing the principal and interest payments collected on a pool of mortgages into several revenue streams (tranches) with different priority rights to portions of the underlying mortgage payments. Certain CMO tranches are frequently referred to as "mortgage derivatives" and may be extremely sensitive to changes in interest rates. The issuer of a series of CMOs may elect to be treated as a Real Estate Mortgage Investment Conduit ("REMIC"). A REMIC is a CMO that qualifies for special tax treatment and invests in certain mortgages principally secured by interests in real property and other permitted investments.

**Commercial paper** is a short-term debt obligation with a maturity ranging from 1 to 270 days issued by banks, corporations, and other borrowers to investors seeking to invest idle cash. A Portfolio may purchase commercial paper issued in private placements under Section 4(2) of the Securities Act of 1933, as amended (the "1933 Act").

**Common stocks** are equity securities representing shares of ownership in a company and usually carry voting rights and earn dividends. Unlike preferred stock, dividends on common stock are not fixed but are declared at the discretion of the issuer's board of directors.

**Convertible securities** are preferred stocks or bonds that pay a fixed dividend or interest payment and are convertible into common stock at a specified price or conversion ratio.

**Debt securities** are securities representing money borrowed that must be repaid at a later date. Such securities have specific maturities and usually a specific rate of interest or an original purchase discount.

**Depository receipts** are receipts for shares of a foreign-based corporation that entitle the holder to dividends and capital gains on the underlying security. Receipts include those issued by domestic banks (American Depositary Receipts), foreign banks (Global or European Depositary Receipts), and broker-dealers (depository shares).

**Duration** is a measurement of price sensitivity to interest rate changes. Unlike average maturity, duration reflects both principal and interest payments. Generally, the higher the coupon rate on a bond, the lower its duration will be. The duration



of a bond portfolio is calculated by averaging the duration of bonds held by a Portfolio with each duration “weighted” according to the percentage of net assets that it represents. Because duration accounts for interest payments, a Portfolio’s duration is usually shorter than its average maturity. Securities with longer durations tend to be more sensitive to changes in interest rates, and are usually more volatile than securities with shorter duration. For example, the price of a bond portfolio with an average duration of five years would be expected to fall approximately 5% if interest rates rose by one percentage point. A Portfolio with a longer portfolio duration is more likely to experience a decrease in its share price as interest rates rise.

**Equity securities** generally include domestic and foreign common stocks; preferred stocks; securities convertible into common stocks or preferred stocks; warrants to purchase common or preferred stocks; and other securities with equity characteristics.

**Exchange-traded funds (“ETFs”)** are index-based investment companies which hold substantially all of their assets in securities with equity characteristics. As a shareholder of another investment company, a Portfolio would bear its pro rata portion of the other investment company’s expenses, including advisory fees, in addition to the expenses the Portfolio bears directly in connection with its own operations.

**Fixed-income securities** are securities that pay a specified rate of return. The term generally includes short- and long-term government, corporate, and municipal obligations that pay a specified rate of interest, dividends, or coupons for a specified period of time. Coupon and dividend rates may be fixed for the life of the issue or, in the case of adjustable and floating rate securities, for a shorter period.

**High-yield/high-risk bonds** are bonds that are rated below investment grade by the primary rating agencies (i.e., BB+ or lower by Standard & Poor’s and Fitch, or Ba1 or lower by Moody’s). Other terms commonly used to describe such bonds include “lower rated bonds,” “non-investment grade bonds,” and “junk bonds.”

**Mortgage- and asset-backed securities** are shares in a pool of mortgages or other debt instruments. These securities are generally pass-through securities, which means that principal and interest payments on the underlying securities (less servicing fees) are passed through to shareholders on a pro rata basis. These securities involve both extension risk, where during periods of rising interest rates, certain debt obligations may be paid off substantially slower than originally expected, and prepayment risk, where during periods of falling interest rates, certain debt obligations may be paid off quicker than originally anticipated. In that case, a Portfolio may have to reinvest the proceeds from the securities at a lower rate. Potential market gains on a security subject to prepayment risk may be more limited than potential market gains on a comparable security that is not subject to prepayment risk. These risks may reduce a Portfolio’s returns.

**Mortgage dollar rolls** are transactions in which a Portfolio sells a mortgage-related security, such as a security issued by Government National Mortgage Association, to a dealer and simultaneously agrees to purchase a similar security (but not the same security) in the future at a predetermined price. A “dollar roll” can be viewed as a collateralized borrowing in which a Portfolio pledges a mortgage-related security to a dealer to obtain cash.

**Municipal securities** are bonds or notes issued by a U.S. state or political subdivision. A municipal security may be a general obligation backed by the full faith and credit (i.e., the borrowing and taxing power) of a municipality or a revenue obligation paid out of the revenues of a designated project, facility, or revenue source.

**Pass-through securities** are shares or certificates of interest in a pool of debt obligations that have been repackaged by an intermediary, such as a bank or broker-dealer.

**Passive foreign investment companies (“PFICs”)** are any foreign corporations which generate certain amounts of passive income or hold certain amounts of assets for the production of passive income. Passive income includes dividends, interest, royalties, rents, and annuities. To avoid taxes and interest that a Portfolio must pay if these investments are profitable, the Portfolio may make various elections permitted by the tax laws. These elections could require that a Portfolio recognize taxable income, which in turn must be distributed, before the securities are sold and before cash is received to pay the distributions.

**Pay-in-kind bonds** are debt securities that normally give the issuer an option to pay cash at a coupon payment date or give the holder of the security a similar bond with the same coupon rate and a face value equal to the amount of the coupon payment that would have been made.

**Preferred stocks** are equity securities that generally pay dividends at a specified rate and have preference over common stock in the payment of dividends and liquidation. Preferred stock generally does not carry voting rights.



**Private placements** are securities that are subject to legal and/or contractual restrictions on their sales. These securities may not be listed on an exchange and may have no active trading market. As a result of the absence of a public trading market, the prices of these securities may be more volatile and more difficult to determine than publicly traded securities and these securities may involve heightened risk as compared to investments in securities of publicly traded companies.

**Real estate investment trust (“REIT”)** is an investment trust that operates through the pooled capital of many investors who buy its shares. Investments are in direct ownership of either income property or mortgage loans. A REIT may be listed on an exchange or traded over-the-counter.

**Restricted securities** are securities acquired through nonpublic transactions that have limitations on their resale. Restricted securities are unregistered and may only be resold under certain circumstances as noted in Rule 144A of the 1933 Act.

**Senior securities** are securities that rank above an issuing company’s other securities in the event of a bankruptcy or liquidation, which means a Portfolio would be in line to receive repayment of its investment before certain of the company’s other creditors.

**Standby commitment** is a right to sell a specified underlying security or securities within a specified period of time and at an exercise price equal to the amortized cost of the underlying security or securities plus accrued interest, if any, at the time of exercise, that may be sold, transferred, or assigned only with the underlying security or securities. A standby commitment entitles the holder to receive same day settlement, and will be considered to be from the party to whom the investment company will look for payment of the exercise price.

**Step coupon bonds** trade at a discount from their face value and pay coupon interest. The coupon rate is low for an initial period and then increases to a higher coupon rate. The discount from the face amount or par value depends on the time remaining until cash payments begin, prevailing interest rates, liquidity of the security and the perceived credit quality of the issuer.

**Strip bonds** are debt securities that are stripped of their interest (usually by a financial intermediary) after the securities are issued. The market value of these securities generally fluctuates more in response to changes in interest rates than interest-paying securities of comparable maturity.

**“To be announced” or “TBA” commitments** are forward agreements for the purchase or sale of securities, including mortgage-backed securities, for a fixed price, with payment and delivery on an agreed upon future settlement date. The specific securities to be delivered are not identified at the trade date. However, delivered securities must meet specified terms, including issuer, rate, and mortgage terms. At the time the TBA commitment is made, the transaction is recorded and thereafter the value of such securities is reflected each day in determining a Portfolio’s net asset value (“NAV”). Because a Portfolio is generally not required to pay for the security until the settlement date, if the Portfolio remains substantially fully invested at a time when TBA commitment purchases are outstanding, the purchases may result in a form of leverage.

**U.S. Government securities** include direct obligations of the U.S. Government that are supported by its full faith and credit. Treasury bills have initial maturities of less than one year, Treasury notes have initial maturities of one to ten years, and Treasury bonds may be issued with any maturity but generally have maturities of at least ten years. U.S. Government securities also include indirect obligations of the U.S. Government that are issued by federal agencies and government sponsored entities. Unlike Treasury securities, agency securities generally are not backed by the full faith and credit of the U.S. Government. Some agency securities are supported by the right of the issuer to borrow from the Treasury, others are supported by the discretionary authority of the U.S. Government to purchase the agency’s obligations, and others are supported only by the credit of the sponsoring agency.

**Variable and floating rate securities** have variable or floating rates of interest and, under certain limited circumstances, may have varying principal amounts. Variable and floating rate securities pay interest at rates that are adjusted periodically according to a specified formula, usually with reference to some interest rate index or market interest rate (the “underlying index”). The floating rate tends to decrease the security’s price sensitivity to changes in interest rates.

**Warrants** are securities, typically issued with preferred stock or bonds, which give the holder the right to buy a proportionate amount of common stock at a specified price. The specified price is usually higher than the market price at the time of issuance of the warrant. The right may last for a period of years or indefinitely.

**Zero coupon bonds** are debt obligations that do not pay regular cash interest payments at regular intervals, but are issued at a discount from face value. The discount approximates the total amount of interest the security will accrue from the date of

issuance to maturity. The market value of these securities generally fluctuates more in response to changes in interest rates than interest-paying securities.

## FUTURES, OPTIONS, AND OTHER DERIVATIVES

**Credit default swaps** are a specific kind of counterparty agreement that allows the transfer of third party credit risk from one party to the other. One party in the swap is a lender and faces credit risk from a third party, and the counterparty in the credit default swap agrees to insure this risk in exchange for regular periodic payments.

**Derivatives** are instruments that have a value derived from, or directly linked to, an underlying asset (stock, bond, commodity, currency, interest rate or market index). Types of derivatives can include, but are not limited to options, forward currency contracts, swaps, and futures contracts.

**Equity-linked structured notes** are derivative securities which are specially designed to combine the characteristics of one or more underlying securities and their equity derivatives in a single note form. The return and/or yield or income component may be based on the performance of the underlying equity securities, an equity index, and/or option positions. Equity-linked structured notes are typically offered in limited transactions by financial institutions in either registered or non-registered form. An investment in equity-linked structured notes creates exposure to the credit risk of the issuing financial institution, as well as to the market risk of the underlying securities. There is no guaranteed return of principal with these securities, and the appreciation potential of these securities may be limited by a maximum payment or call right. In certain cases, equity-linked structured notes may be more volatile and less liquid than less complex securities or other types of fixed-income securities. Such securities may exhibit price behavior that does not correlate with other fixed-income securities.

**Equity swaps** involve the exchange by two parties of future cash flow (e.g., one cash flow based on a referenced interest rate and the other based on the performance of stock or a stock index).

**Forward contracts** are contracts to purchase or sell a specified amount of a financial instrument for an agreed upon price at a specified time. Forward contracts are not currently exchange-traded and are typically negotiated on an individual basis. A Portfolio may enter into forward currency contracts for investment purposes or to hedge against declines in the value of securities denominated in, or whose value is tied to, a currency other than the U.S. dollar or to reduce the impact of currency appreciation on purchases of such securities. It may also enter into forward contracts to purchase or sell securities or other financial indices.

**Futures contracts** are contracts that obligate the buyer to receive and the seller to deliver an instrument or money at a specified price on a specified date. A Portfolio may buy and sell futures contracts on foreign currencies, securities, and financial indices including indices of U.S. Government, foreign government, equity, or fixed-income securities. A Portfolio may also buy options on futures contracts. An option on a futures contract gives the buyer the right, but not the obligation, to buy or sell a futures contract at a specified price on or before a specified date. Futures contracts and options on futures are standardized and traded on designated exchanges. To the extent a Portfolio engages in futures contracts on foreign exchanges, such exchanges may not provide the same protection as U.S. exchanges.

**Indexed/structured securities** are typically short- to intermediate-term debt securities whose value at maturity or interest rate is linked to currencies, interest rates, equity securities, indices, commodity prices, or other financial indicators. Such securities may be positively or negatively indexed (e.g., their value may increase or decrease if the reference index or instrument appreciates). Indexed/structured securities may have return characteristics similar to direct investments in the underlying instruments and may be more volatile than the underlying instruments. A Portfolio bears the market risk of an investment in the underlying instruments, as well as the credit risk of the issuer.

**Inflation-linked swaps** involve the exchange by a Portfolio with another party of their respective commitments to pay or receive interest (e.g., an exchange of fixed rate payments for floating rate payments or an exchange of floating rate payments based on two different reference indices). By design, one of the reference indices is an inflation index, such as the Consumer Price Index.

**Interest rate swaps** involve the exchange by two parties of their respective commitments to pay or receive interest (e.g., an exchange of floating rate payments for fixed rate payments).

**Inverse floaters** are debt instruments whose interest rate bears an inverse relationship to the interest rate on another instrument or index. For example, upon reset, the interest rate payable on the inverse floater may go down when the

underlying index has risen. Certain inverse floaters may have an interest rate reset mechanism that multiplies the effects of change in the underlying index. Such mechanism may increase the volatility of the security's market value.

**Options** are the right, but not the obligation, to buy or sell a specified amount of securities or other assets on or before a fixed date at a predetermined price. A Portfolio may purchase and write put and call options on securities, securities indices, and foreign currencies. A Portfolio may purchase or write such options individually or in combination.

**Participatory notes** are derivative securities which are linked to the performance of an underlying Indian security and which allow investors to gain market exposure to Indian securities without trading directly in the local Indian market.

**Total return swaps** involve an exchange by two parties in which one party makes payments based on a set rate, either fixed or variable, while the other party makes payments based on the return of an underlying asset, which includes both the income it generates and any capital gains over the payment period. A fixed-income total return swap may be written on many different kinds of underlying reference assets, and may include different indices for various kinds of debt securities (e.g., U.S. investment grade bonds, high-yield bonds, or emerging market bonds).

## OTHER INVESTMENTS, STRATEGIES, AND/OR TECHNIQUES

**Cash sweep program** is an arrangement in which a Portfolio's uninvested cash balance is used to purchase shares of affiliated or non-affiliated money market funds or cash management pooled investment vehicles that operate pursuant to the provisions of the Investment Company Act of 1940, as amended (the "1940 Act"), that govern the operation of money market funds at the end of each day.

**Diversification** is a classification given to a fund under the 1940 Act. Portfolios are classified as either "diversified" or "nondiversified." To be classified as "diversified" under the 1940 Act, a portfolio may not, with respect to 75% of its total assets, invest more than 5% of its total assets in any issuer and may not own more than 10% of the outstanding voting securities of an issuer. A portfolio that is classified as "nondiversified" under the 1940 Act, on the other hand, has the flexibility to take larger positions in issuers than a portfolio that is classified as "diversified." However, because the appreciation or depreciation of a single security may have a greater impact on the net asset value of a portfolio which is classified as nondiversified, its share price can be expected to fluctuate more than a comparable portfolio which is classified as diversified.

**Industry concentration** for purposes under the 1940 Act is the investment of 25% or more of a Portfolio's total assets in an industry or group of industries.

**Leverage** is investment exposure which exceeds the initial amount invested. Leverage occurs when a Portfolio increases its assets available for investment using reverse repurchase agreements or other similar transactions. In addition, other investment techniques, such as short sales and certain derivative transactions, can create a leveraging effect. Engaging in transactions using leverage or those having a leveraging effect subjects a Portfolio to certain risks. Leverage can magnify the effect of any gains or losses, causing a Portfolio to be more volatile than if it had not been leveraged. Certain commodity-linked derivative investments may subject a Portfolio to leveraged market exposure to commodities. In addition, a Portfolio's assets that are used as collateral to secure short sale transactions may decrease in value while the short positions are outstanding, which may force the Portfolio to use its other assets to increase collateral. There is no assurance that a leveraging strategy will be successful.

**Market capitalization** is the most commonly used measure of the size and value of a company. It is computed by multiplying the current market price of a share of the company's stock by the total number of its shares outstanding. Market capitalization is an important investment criterion for certain portfolios, while others do not emphasize investments in companies of any particular size.

**Repatriation** is the ability to move liquid financial assets from a foreign country to an investor's country of origin.

**Repurchase agreements** involve the purchase of a security by a Portfolio and a simultaneous agreement by the seller (generally a bank or dealer) to repurchase the security from the Portfolio at a specified date or upon demand. This technique offers a method of earning income on idle cash. These securities involve the risk that the seller will fail to repurchase the security, as agreed. In that case, a Portfolio will bear the risk of market value fluctuations until the security can be sold and may encounter delays and incur costs in liquidating the security.

**Reverse repurchase agreements** involve the sale of a security by a Portfolio to another party (generally a bank or dealer) in return for cash and an agreement by the Portfolio to buy the security back at a specified price and time. This technique will be used primarily to provide cash to satisfy unusually high redemption requests, or for other temporary or emergency purposes.

**Short sales** in which a Portfolio may engage may be either “short sales against the box” or other short sales. Short sales against the box involve selling short a security that a Portfolio owns, or a Portfolio has the right to obtain the amount of the security sold short at a specified date in the future. A Portfolio may also enter into a short sale to hedge against anticipated declines in the market price of a security or to reduce portfolio volatility. If the value of a security sold short increases prior to the scheduled delivery date, the Portfolio loses the opportunity to participate in the gain. For short sales, the Portfolio will incur a loss if the value of a security increases during this period because it will be paying more for the security than it has received from the purchaser in the short sale. If the price declines during this period, a Portfolio will realize a short-term capital gain. Although a Portfolio’s potential for gain as a result of a short sale is limited to the price at which it sold the security short less the cost of borrowing the security, its potential for loss is theoretically unlimited because there is no limit to the cost of replacing the borrowed security.

**When-issued, delayed delivery, and forward commitment transactions** generally involve the purchase of a security with payment and delivery at some time in the future – i.e., beyond normal settlement. A Portfolio does not earn interest on such securities until settlement and bears the risk of market value fluctuations in between the purchase and settlement dates. New issues of stocks and bonds, private placements, and U.S. Government securities may be sold in this manner.

This page intentionally left blank.

This page intentionally left blank.

This page intentionally left blank.

You can make inquiries and request other information, including a Statement of Additional Information, annual report, or semiannual report (as they become available), free of charge, by contacting your insurance company or plan sponsor, or by contacting a Janus Henderson representative at 1-877-335-2687. The Portfolio's Statement of Additional Information and most recent annual and semiannual reports are also available, free of charge, at [janushenderson.com/VIT](http://janushenderson.com/VIT). Additional information about the Portfolio's investments is available in the Portfolio's annual and semiannual reports. In the Portfolio's annual report, you will find a discussion of the market conditions and investment strategies that significantly affected the Portfolio's performance during its last fiscal period. Other information is also available from financial intermediaries that sell Shares of the Portfolio.

The Statement of Additional Information provides detailed information about the Portfolio and is incorporated into this Prospectus by reference. Reports and other information about the Portfolio are available on the Electronic Data Gathering Analysis and Retrieval (EDGAR) Database on the SEC's website at <http://www.sec.gov>. You may obtain copies of this information, after paying a duplicating fee, by electronic request at the following e-mail address: [publicinfo@sec.gov](mailto:publicinfo@sec.gov).

## Janus Henderson

---

INVESTORS

**[janushenderson.com/VIT](http://janushenderson.com/VIT)**

151 Detroit Street  
Denver, CO 80206-4805  
1-877-335-2687





# Vanguard Variable Insurance Funds Equity Index Portfolio

May 2, 2022

Prospectus

This prospectus contains financial data for the Portfolio through the fiscal year ended December 31, 2021.

The Securities and Exchange Commission (SEC) has not approved or disapproved these securities or passed upon the adequacy of this prospectus. Any representation to the contrary is a criminal offense.

# Contents

|                            |    |                              |    |
|----------------------------|----|------------------------------|----|
| Portfolio Summary          | 1  | Financial Highlights         | 15 |
| More on the Portfolio      | 5  | General Information          | 16 |
| The Portfolio and Vanguard | 10 | Glossary of Investment Terms | 20 |
| Investment Advisor         | 10 |                              |    |
| Taxes                      | 12 |                              |    |
| Share Price                | 12 |                              |    |

# Portfolio Summary

## Investment Objective

The Portfolio seeks to track the performance of a benchmark index that measures the investment return of large-capitalization stocks.

## Fees and Expenses

The following table describes the fees and expenses you may pay if you buy, hold, and sell shares of the Portfolio. The expenses shown in the table and in the example that follows do not reflect additional fees and expenses associated with the annuity or life insurance program through which you invest. If those additional fees and expenses were included, overall expenses would be higher.

### Annual Portfolio Operating Expenses

(Expenses that you pay each year as a percentage of the value of your investment)

|   |       |
|---|-------|
| Management Fees                           | 0.13% |
| 12b-1 Distribution Fee                    | None  |
| Other Expenses                            | 0.01% |
| Total Annual Portfolio Operating Expenses | 0.14% |

### Example

The following example is intended to help you compare the cost of investing in the Portfolio with the cost of investing in other mutual funds. It illustrates the hypothetical expenses that you would incur over various periods if you were to invest \$10,000 in the Portfolio's shares. This example assumes that the Portfolio provides a return of 5% each year and that total annual portfolio operating expenses remain as stated in the preceding table. You would incur these hypothetical expenses whether or not you were to redeem your investment at the end of the given period. Although your actual costs may be higher or lower, based on these assumptions your costs would be:

| 1 Year | 3 Years | 5 Years | 10 Years |
|--------|---------|---------|----------|
| \$14   | \$45    | \$79    | \$179    |

### Portfolio Turnover

The Portfolio pays transaction costs, such as commissions, when it buys and sells securities (or "turns over" its portfolio). A higher portfolio turnover rate may indicate higher transaction costs. These costs, which are not reflected in annual portfolio operating expenses or in the previous expense example, reduce the Portfolio's performance. During the most recent fiscal year, the Portfolio's turnover rate was 4% of the average value of its portfolio.

**Principal Investment Strategies**

The Portfolio employs an indexing investment approach designed to track the performance of the Standard & Poor’s 500 Index, a widely recognized benchmark of U.S. stock market performance that is dominated by the stocks of large U.S. companies. The Portfolio attempts to replicate the target index by investing all, or substantially all, of its assets in the stocks that make up the Index, holding each stock in approximately the same proportion as its weighting in the Index.

**Principal Risks**

An investment in the Portfolio could lose money over short or long periods of time. You should expect the Portfolio’s share price and total return to fluctuate within a wide range. The Portfolio is subject to the following risks, which could affect the Portfolio’s performance:

- *Stock market risk*, which is the chance that stock prices overall will decline. Stock markets tend to move in cycles, with periods of rising prices and periods of falling prices. The Portfolio’s target index tracks a subset of the U.S. stock market, which could cause the Portfolio to perform differently from the overall stock market. In addition, the Portfolio’s target index may, at times, become focused in stocks of a particular market sector, which would subject the Portfolio to proportionately higher exposure to the risks of that sector.
- *Investment style risk*, which is the chance that returns from large-capitalization stocks will trail returns from the overall stock market. Large-cap stocks tend to go through cycles of doing better—or worse—than other segments of the stock market or the stock market in general. These periods have, in the past, lasted for as long as several years.

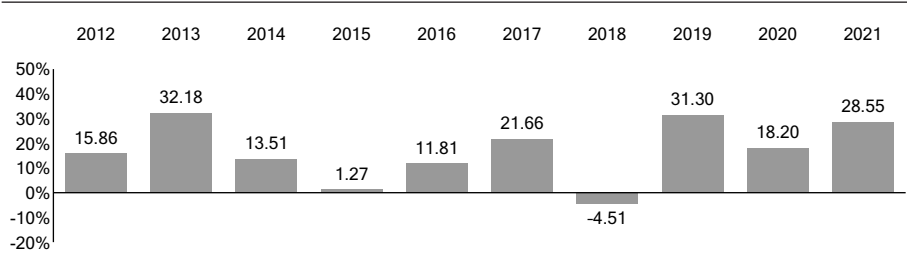
**An investment in the Portfolio is not a deposit of a bank and is not insured or guaranteed by the Federal Deposit Insurance Corporation or any other government agency.**

**Annual Total Returns**

The following bar chart and table are intended to help you understand the risks of investing in the Portfolio. The bar chart shows how the performance of the Portfolio has varied from one calendar year to another over the periods shown. The table shows how the average annual total returns of the Portfolio compare with those of its target index and another comparative index, which have investment characteristics similar to those of the Portfolio. The Portfolio’s returns are net of its expenses, but do not reflect additional fees and expenses that are deducted by the annuity or life insurance program through which you invest. If such fees and expenses were included in the calculation of the Portfolio’s

returns, the returns would be lower. Keep in mind that the Portfolio’s past performance does not indicate how the Portfolio will perform in the future. Updated performance information is available on our website for Financial Advisors at [advisors.vanguard.com](http://advisors.vanguard.com) or by calling Vanguard toll-free at 800-522-5555.

Annual Total Returns — Equity Index Portfolio



During the periods shown in the bar chart, the highest and lowest returns for a calendar quarter were:

|         | Total Return | Quarter        |
|---------|--------------|----------------|
| Highest | 20.53%       | June 30, 2020  |
| Lowest  | -19.66%      | March 31, 2020 |

Average Annual Total Returns for Periods Ended December 31, 2021

|  | 1 Year | 5 Years | 10 Years |
|--|--------|---------|----------|
| Equity Index Portfolio   | 28.55% | 18.31%  | 16.39%   |
| Standard & Poor’s 500 Index<br>(reflects no deduction for fees, expenses, or taxes)                            | 28.71% | 18.47%  | 16.55%   |
| Dow Jones U.S. Total Stock Market Float Adjusted Index<br>(reflects no deduction for fees, expenses, or taxes) | 25.66  | 17.92   | 16.24    |

### Investment Advisor

The Vanguard Group, Inc. (Vanguard)

### Portfolio Managers

Donald M. Butler, CFA, Principal of Vanguard. He has co-managed the Portfolio since 2016.

Michelle Louie, CFA, Portfolio Manager at Vanguard. She has co-managed the Portfolio since 2017.


**Tax Information**

The Portfolio normally distributes its net investment income and net realized capital gains, if any, to its shareholders, which are the insurance company separate accounts that sponsor your variable annuity or variable life insurance contract. The tax consequences to you of your investment in the Portfolio depend on the provisions of the annuity or life insurance contract through which you invest. For more information on taxes, please refer to the prospectus of the annuity or life insurance contract through which Portfolio shares are offered.

**Payments to Financial Intermediaries**

The Portfolio and its investment advisor do not pay financial intermediaries for sales of Portfolio shares.

## More on the Portfolio

This prospectus describes the principal risks you would face as an investor in this Portfolio. It is important to keep in mind one of the main principles of investing: generally, the higher the risk of losing money, the higher the potential reward. The reverse, also, is generally true: the lower the risk, the lower the potential reward. As you consider an investment in any mutual fund, you should take into account your personal tolerance for fluctuations in the securities markets. Look for this  symbol throughout the prospectus. It is used to mark detailed information about the more significant risks that you would confront as a Portfolio investor. To highlight terms and concepts important to mutual fund investors, we have provided Plain Talk<sup>®</sup> explanations along the way. Reading the prospectus will help you decide whether the Portfolio is the right investment for you. We suggest that you keep this prospectus for future reference.

### A Note About Vanguard Variable Insurance Funds

The Equity Index Portfolio of Vanguard Variable Insurance Funds is a mutual fund used solely as an investment option for annuity or life insurance contracts offered by insurance companies. This means that you cannot purchase shares of the Portfolio directly, but only through a contract offered by an insurance company.

The Equity Index Portfolio is separate from other Vanguard mutual funds, even when the Portfolio and a fund have the same investment objective and advisor. The Portfolio's investment performance will differ from the performance of other Vanguard funds because of differences in the securities held and because of administrative and insurance costs associated with the annuity or life insurance program through which you invest.

#### Plain Talk About Costs of Investing

Costs are an important consideration in choosing a mutual fund. That is because you, as a contract owner, pay a proportionate share of the costs of operating a fund and any transaction costs incurred when the fund buys or sells securities. These costs can erode a substantial portion of the gross income or the capital appreciation a fund achieves. Even seemingly small differences in expenses can, over time, have a dramatic effect on a fund's performance.

The following sections explain the principal investment strategies and policies that the Portfolio uses in pursuit of its investment objective. The board of trustees of Vanguard Variable Insurance Funds (the Board), which oversees the Portfolio's management, may change investment strategies or policies in the

interest of shareholders without a shareholder vote, unless those strategies or policies are designated as fundamental. Under normal circumstances, the Portfolio will invest all, or substantially all (but in no event less than 80%), of its assets in stocks that make up its target index. The Portfolio may change its 80% policy only upon 60 days' notice to shareholders.

## Market Exposure

The Portfolio invests mainly in common stocks of U.S. companies.



***The Portfolio is subject to stock market risk, which is the chance that stock prices overall will decline. Stock markets tend to move in cycles, with periods of rising prices and periods of falling prices. The Portfolio's target index tracks a subset of the U.S. stock market, which could cause the Portfolio to perform differently from the overall stock market. In addition, the Portfolio's target index may, at times, become focused in stocks of a particular market sector, which would subject the Portfolio to proportionately higher exposure to the risks of that sector.***

Stocks of publicly traded companies are often classified according to market capitalization, which is the market value of a company's outstanding shares. These classifications typically include small-cap, mid-cap, and large-cap. It is important to understand that there are no "official" definitions of small-, mid-, and large-cap, even among Vanguard fund advisors, and that market capitalization ranges can change over time. The asset-weighted median market capitalization of the Portfolio's stock holdings as of December 31, 2020, was \$221 billion.

Stock funds can also be categorized according to whether the stocks they hold are value or growth stocks or a blend of both. The Equity Index Portfolio generally fits into the large-cap blend category.



***The Portfolio is subject to investment style risk, which is the chance that returns from large-capitalization stocks will trail returns from the overall stock market. Large-cap stocks tend to go through cycles of doing better—or worse—than other segments of the stock market or the stock market in general. These periods have, in the past, lasted for as long as several years.***

Market disruptions can adversely affect local and global markets as well as normal market conditions and operations. Any such disruptions could have an adverse impact on the value of the Portfolio's investments and Portfolio performance.



## Security Selection

The Portfolio is a stock index fund that seeks to track the performance of a benchmark index that measures the investment return of large-capitalization stocks. The Portfolio employs an indexing investment approach designed to track the performance of the Standard & Poor's 500 Index, a widely recognized benchmark of U.S. stock market performance that is dominated by the stocks of large U.S. companies. As of December 31, 2021, these stocks represented approximately 80% of the market value of all U.S. common stocks. In seeking to fully replicate the Index's performance, the Portfolio intends to hold each of the stocks in the Index in approximately the same proportion as its weighting in the Index. For example, if 3% of the Standard & Poor's 500 Index were made up of the stock of a specific company, the Portfolio would invest approximately 3% of *its* assets in that company.

The actual stocks that make up the Index are chosen by Standard & Poor's. The Index is weighted according to the market capitalization of the stocks it holds, so that the stocks with the highest market values represent the largest portion of the Index and have the greatest influence on its performance.

## Other Investment Policies and Risks

The Portfolio reserves the right to substitute a different index for the index it currently tracks if the current index is discontinued, if the Portfolio's agreement with the sponsor of its target index is terminated, or for any other reason determined in good faith by the Board. In any such instance, the substitute index would represent the same market segment as the current index.

The Portfolio may invest in foreign securities to the extent necessary to carry out its investment strategy of holding all, or substantially all, of the stocks that make up the index it tracks. It is not expected that the Portfolio will invest more than 5% of its assets in foreign securities.

To track its target index as closely as possible, the Portfolio attempts to remain fully invested in stocks. To help stay fully invested and to reduce transaction costs, the Portfolio may invest, to a limited extent, in derivatives, including equity futures. The Portfolio may also use derivatives such as total return swaps to obtain exposure to a stock, a basket of stocks, or an index. Generally speaking, a derivative is a financial contract whose value is based on the value of a financial asset (such as a stock, a bond, or a currency), a physical asset (such as gold, oil, or wheat), a market index, or a reference rate. Investments in derivatives may subject the Portfolio to risks different from, and possibly greater than, those of investments directly in the underlying securities or assets. The Portfolio will not use derivatives for speculation or for the purpose of leveraging (magnifying) investment returns.

## Cash Management

The Portfolio's daily cash balance may be invested in Vanguard Market Liquidity Fund and/or Vanguard Municipal Cash Management Fund (each, a CMT Fund), which are low-cost money market funds. When investing in a CMT Fund, the Portfolio bears its proportionate share of the expenses of the CMT Fund in which it invests. Vanguard receives no additional revenue from Portfolio assets invested in a CMT Fund.

## Temporary Investment Measures

The Portfolio may temporarily depart from its normal investment policies and strategies when the advisor believes that doing so is in the Portfolio's best interest, so long as the strategy or policy employed is consistent with the Portfolio's investment objective. For instance, the Portfolio may invest beyond its normal limits in derivatives or exchange-traded funds that are consistent with the Portfolio's investment objective when those instruments are more favorably priced or provide needed liquidity, as might be the case when the Portfolio receives large cash flows that it cannot prudently invest immediately.

## Frequent Trading or Market-Timing

**Background.** Some investors try to profit from strategies involving frequent trading of mutual fund shares, such as market-timing. For funds holding foreign securities, investors may try to take advantage of an anticipated difference between the price of the fund's shares and price movements in overseas markets, a practice also known as time-zone arbitrage. Investors also may try to engage in frequent trading of funds holding investments such as small-cap stocks and high-yield bonds. As money is shifted into and out of a fund by an investor engaging in frequent trading, the fund incurs costs for buying and selling securities, resulting in increased brokerage and administrative costs. These costs are borne by *all* fund investors, including the long-term investors who do not generate the costs. In addition, frequent trading may interfere with an advisor's ability to efficiently manage the fund.

**Policies to address frequent trading.** The Vanguard funds (other than money market funds and short-term bond funds, but including Vanguard Short-Term Inflation-Protected Securities Index Fund) do not knowingly accommodate frequent trading. The board of trustees of each Vanguard fund (other than money market funds and short-term bond funds, but including Vanguard Short-Term Inflation-Protected Securities Index Fund) has adopted policies and procedures reasonably designed to detect and discourage frequent trading and, in some cases, to compensate the fund for the costs associated with it. These policies and procedures do not apply to ETF Shares because frequent trading in ETF Shares generally does not disrupt portfolio management or otherwise harm fund investors. Although there is no assurance that Vanguard will be able to detect or prevent frequent trading or market-timing in all circumstances, the following policies have been adopted to address these issues:

- Each Vanguard fund reserves the right to reject any purchase request—including exchanges from other Vanguard funds—without notice and regardless of size. For example, a purchase request could be rejected because the investor has a history of frequent trading or if Vanguard determines that such purchase may negatively affect a fund's operation or performance.
- Certain Vanguard funds charge investors purchase and/or redemption fees on transactions.

You may purchase or sell Portfolio shares through a contract offered by an insurance company. When insurance companies establish omnibus accounts in the Portfolio for their clients, we cannot monitor the individual clients' trading activity. However, we review trading activity at the omnibus account level, and we look for activity that may indicate potential frequent trading or market-timing. If we detect suspicious trading activity, we will seek the assistance of the insurance company to investigate that trading activity and take appropriate action, including prohibiting additional purchases of Portfolio shares by a client. Insurance companies may apply frequent-trading policies that differ from one another. Please read the insurance company contract and program materials carefully to learn of any rules or fees that may apply.

**See the accompanying prospectus for the annuity or insurance program through which Portfolio shares are offered for further details on transaction policies.**

The Portfolio, in determining its net asset value, will use fair-value pricing when appropriate, as described in the *Share Price* section. Fair-value pricing may reduce or eliminate the profitability of certain frequent-trading strategies.

**Do not invest with Vanguard if you are a market-timer.**

## Turnover Rate

A mutual fund's turnover rate is a measure of its trading activity. Generally, an index fund sells securities in response to redemption requests or to changes in the composition of its target index. The Portfolio may sell securities regardless of how long they have been held. The historical turnover rates for the Portfolio can be found in the **Financial Highlights** section of this prospectus. A turnover rate of 100%, for example, would mean that the Portfolio had sold and replaced securities valued at 100% of its net assets within a one-year period. In general, the greater the turnover rate, the greater the impact transaction costs will have on a fund's return. Also, funds with high turnover rates may be more likely to generate capital gains, including short-term capital gains, that must be distributed to shareholders and will be taxable to shareholders investing through a taxable account.

## The Portfolio and Vanguard

The Portfolio is a member of The Vanguard Group, Inc. (Vanguard), a family of over 200 funds. All of the funds that are members of Vanguard (other than funds of funds) share in the expenses associated with administrative services and business operations, such as personnel, office space, and equipment.

Vanguard Marketing Corporation provides marketing services to the funds. Although fund shareholders do not pay sales commissions or 12b-1 distribution fees, each fund (other than a fund of funds) or each share class of a fund (in the case of a fund with multiple share classes) pays its allocated share of the Vanguard funds' marketing costs.

### Plain Talk About Vanguard's Unique Corporate Structure

Vanguard is owned jointly by the funds it oversees and thus indirectly by the shareholders in those funds. Most other mutual funds are operated by management companies that are owned by third parties—either public or private stockholders—and not by the funds they serve.

## Investment Advisor

The Vanguard Group, Inc., P.O. Box 2600, Valley Forge, PA 19482, which began operations in 1975, provides investment advisory services to the Portfolio through its Equity Index Group pursuant to the Funds' Service Agreement and

subject to the supervision and oversight of the trustees and officers of Vanguard Variable Insurance Funds. As of December 31, 2021, Vanguard served as advisor for approximately \$6.9 trillion in assets.

For the fiscal year ended December 31, 2021, the Portfolio's advisory expenses represented an effective annual rate of 0.01% of the Portfolio's average net assets.

Under the terms of an SEC exemption, the board of trustees of Vanguard Variable Insurance Funds may, without prior approval from shareholders, change the terms of an advisory agreement with a third-party investment advisor or hire a new third-party investment advisor—either as a replacement for an existing advisor or as an additional advisor. Any significant change in the Portfolio's advisory arrangements will be communicated to shareholders in writing. As the Portfolio's sponsor and overall manager, Vanguard may provide investment advisory services to the Portfolio at any time. Vanguard may also recommend to the board of trustees that an advisor be hired, terminated, or replaced or that the terms of an existing advisory agreement be revised. Vanguard Variable Insurance Funds has filed an application seeking a similar SEC exemption with respect to investment advisors that are wholly owned subsidiaries of Vanguard. If the exemption is granted, the Portfolio may rely on the new SEC relief.

For a discussion of why the Board approved the Portfolio's investment advisory arrangement, see the most recent semiannual report to shareholders covering the fiscal period ended June 30.

The managers primarily responsible for the day-to-day management of the Portfolio are:

**Donald M. Butler**, CFA, Principal of Vanguard. He has been with Vanguard since 1992, has managed investment portfolios since 1997, and has co-managed the Portfolio since 2016. Education: B.S.B.A., Shippensburg University.

**Michelle Louie**, CFA, Portfolio Manager at Vanguard. She has been with Vanguard since 2010, has worked in investment management since 2011, has managed investment portfolios since 2016, and has co-managed the Portfolio since 2017. Education: B.S., The American University; M.B.A., Georgia Institute of Technology.

The Portfolio's *Statement of Additional Information* provides information about each portfolio manager's compensation, other accounts under management, and ownership of shares of the Portfolio.

## Taxes

The Portfolio normally distributes its net investment income and net realized short-term or long-term capital gains, if any, to its shareholders, which are the insurance company separate accounts that fund your variable annuity or variable life insurance contract. From time to time, the Portfolio may also make distributions that are treated as a return of capital. The tax consequences to you of your investment in the Portfolio depend on the provisions of the annuity or life insurance contract through which you invest; please refer to the prospectus of such contract for more information.

The Portfolio intends to operate in such a manner that a separate account investing only in Portfolio shares will result in the variable annuity and variable life insurance contracts supported by that account receiving favorable tax treatment. This favorable treatment means that you generally will not be taxed on Portfolio distributions or proceeds on dispositions of Portfolio shares received by the separate account funding your contract. In order to qualify for this favorable treatment, the insurance company separate accounts that invest in the Portfolio must satisfy certain requirements. If a Portfolio funding your contract does not meet such requirements, your contract could lose its favorable tax treatment and income and gain allocable to your contract could be taxable to you. Also, if the IRS were to determine that contract holders have an impermissible level of control over the investments funding their contracts, your contract could lose its favorable tax treatment and income and gain allocable to your contract could be taxable currently to you. Please see the Portfolio's *Statement of Additional Information* for more information.

## Share Price

Share price, also known as *net asset value* (NAV), is calculated as of the close of regular trading on the New York Stock Exchange (NYSE), generally 4 p.m., Eastern time, on each day that the NYSE is open for business (a business day). In the rare event the NYSE experiences unanticipated disruptions and is unavailable at the close of the trading day, NAVs will be calculated as of the close of regular trading on the Nasdaq (or another alternate exchange if the Nasdaq is unavailable, as determined at Vanguard's discretion), generally 4 p.m., Eastern time. The NAV per share is computed by dividing the total assets, minus liabilities, of the Portfolio by the number of Portfolio shares outstanding. On U.S. holidays or other days when the NYSE is closed, the NAV is not calculated, and the Portfolio does not sell or redeem shares. However, on those days the value

of the Portfolio's assets may be affected to the extent that the Portfolio holds securities that change in value on those days (such as foreign securities that trade on foreign markets that are open).

Stocks held by a Vanguard portfolio are valued at their *market value* when reliable market quotations are readily available from the principal exchange or market on which they are traded. Such securities are generally valued at their official closing price, the last reported sales price, or if there were no sales that day, the mean between the closing bid and asking prices. When a portfolio determines that pricing-service information or market quotations either are not readily available or do not accurately reflect the value of a security, the security is priced at its *fair value* (the amount that the owner might reasonably expect to receive upon the current sale of the security).

The values of any foreign securities held by a portfolio are converted into U.S. dollars using an exchange rate obtained from an independent third party as of the close of regular trading on the NYSE. The values of any mutual fund shares, including institutional money market fund shares, held by a portfolio are based on the NAVs of the shares. The values of any ETF shares or closed-end fund shares held by a portfolio are based on the market value of the shares.

A portfolio also will use fair-value pricing if the value of a security it holds has been materially affected by events occurring before the portfolio's pricing time but after the close of the principal exchange or market on which the security is traded. This most commonly occurs with foreign securities, which may trade on foreign exchanges that close many hours before the portfolio's pricing time. Intervening events might be company-specific (e.g., earnings report, merger announcement) or country-specific or regional/global (e.g., natural disaster, economic or political news, act of terrorism, interest rate change). Intervening events include price movements in U.S. markets that exceed a specified threshold or that are otherwise deemed to affect the value of foreign securities.

Fair-value pricing may be used for domestic securities—for example, if (1) trading in a security is halted and does not resume before the portfolio's pricing time or a security does not trade in the course of a day and (2) the portfolio holds enough of the security that its price could affect the portfolio's NAV.

Fair-value prices are determined by Vanguard according to procedures adopted by the board of trustees. When fair-value pricing is employed, the prices of securities used by a portfolio to calculate the NAV may differ from quoted or published prices for the same securities.

The Portfolio's NAV is used to determine the unit value for the annuity or life insurance program through which you invest. For more information on unit values, please refer to the accompanying prospectus of the insurance company that offers your annuity or life insurance program.



# Financial Highlights

Financial highlights information is intended to help you understand a fund's performance for the past five years (or, if shorter, its period of operations). Certain information reflects financial results for a single fund share. Total return represents the rate that an investor would have earned or lost each period on an investment in a fund or share class (assuming reinvestment of all distributions). This information has been obtained from the financial statements audited by PricewaterhouseCoopers LLP, an independent registered public accounting firm, whose report, along with fund financial statements, is included in a fund's most recent annual report to shareholders. You may obtain a free copy of a fund's latest annual or semiannual report, which is available upon request.

Yields and total returns presented for the Portfolio are net of the Portfolio's operating expenses, but they do not take into account charges and expenses attributable to the annuity or life insurance program through which you invest. The expenses of the annuity or life insurance program reduce the returns and yields you ultimately receive, so you should bear those expenses in mind when evaluating the performance of the Portfolio and when comparing the yields and returns of the Portfolio with those of other mutual funds.

## Equity Index Portfolio

| For a Share Outstanding Throughout Each Period         | Year Ended December 31, |         |         |         |         |
|--|-------------------------|---------|---------|---------|---------|
|  | 2021                    | 2020    | 2019    | 2018    | 2017    |
| Net Asset Value, Beginning of Period                   | \$53.76                 | \$47.70 | \$38.03 | \$41.17 | \$35.63 |
| Investment Operations                                  |                         |         |         |         |         |
| Net Investment Income <sup>1</sup>                     | .738                    | .798    | .805    | .804    | .699    |
| Net Realized and Unrealized Gain (Loss) on Investments | 13.978                  | 7.014   | 10.791  | (2.556) | 6.734   |
| Total from Investment Operations                       | 14.716                  | 7.812   | 11.596  | (1.752) | 7.433   |
| Distributions  |                         |         |         |         |         |
| Dividends from Net Investment Income                   | (.754)                  | (.806)  | (.834)  | (.703)  | (.699)  |
| Distributions from Realized Capital Gains              | (2.252)                 | (.946)  | (1.092) | (.685)  | (1.194) |
| Total Distributions                                    | (3.006)                 | (1.752) | (1.926) | (1.388) | (1.893) |
| Net Asset Value, End of Period                         | \$65.47                 | \$53.76 | \$47.70 | \$38.03 | \$41.17 |
| Total Return   | 28.55%                  | 18.20%  | 31.30%  | -4.51%  | 21.66%  |
| Ratios/Supplemental Data                               |                         |         |         |         |         |
| Net Assets, End of Period (Millions)                   | \$9,354                 | \$7,555 | \$6,458 | \$4,934 | \$5,178 |
| Ratio of Total Expenses to Average Net Assets          | 0.14%                   | 0.14%   | 0.14%   | 0.14%   | 0.15%   |
| Ratio of Net Investment Income to Average Net Assets   | 1.25%                   | 1.73%   | 1.87%   | 1.94%   | 1.85%   |
| Portfolio Turnover Rate                                | 4%                      | 8%      | 4%      | 5%      | 5%      |

<sup>1</sup> Calculated based on average shares outstanding.

## General Information

This Portfolio of Vanguard Variable Insurance Funds offers its shares to insurance companies to fund both annuity and life insurance contracts. Because of differences in tax treatment or other considerations, the best interests of various contract owners participating in the Portfolio might at some time be in conflict. The Board will monitor for any material conflicts and determine what action, if any, should be taken.

If the Board determines that continued offering of shares would be detrimental to the best interests of the Portfolio's shareholders, the Portfolio may suspend the offering of shares for a period of time. If the Board determines that a specific purchase acceptance would be detrimental to the best interests of the Portfolio's shareholders (for example, because of the size of the purchase request or a history of frequent trading by the investor), the Portfolio may reject such a purchase request.

If you wish to redeem money from the Portfolio, please refer to the instructions provided in the accompanying prospectus for the annuity or life insurance program. Shares of the Portfolio may be redeemed on any business day that the NYSE is open for trading. The redemption price of shares will be at the next-determined NAV per share. Redemption proceeds generally will be wired to the administrator within one business day following receipt of the redemption request, but no later than seven business days. Contract owners will receive their redemption checks from the administrator.

Under normal circumstances, the Portfolio typically expects to meet redemptions with positive cash flows. When this is not an option, the Portfolio seeks to maintain its risk exposure by selling a cross section of the Portfolio's holdings to meet redemptions, while also factoring in transaction costs. Additionally, the Portfolio may work with the insurance companies through which contract owners participate in the Portfolio to implement redemptions in a manner that is least disruptive to the portfolio.

Under certain circumstances, including under stressed market conditions, there are additional tools that the Portfolio may use in order to meet redemptions, including advancing the settlement of market trades with counterparties to match investor redemption payments or delaying settlement of an investor's transaction to match trade settlement within regulatory requirements. The Portfolio may also suspend payment of redemption proceeds for up to seven days. Additionally, under these unusual circumstances, the Portfolio may borrow money (subject to certain regulatory conditions and if available under board-approved procedures) through an interfund lending facility; through a bank line-of-credit, including a joint committed credit facility; or through an uncommitted line-of-credit from Vanguard in order to meet redemption requests.

The Portfolio may suspend the redemption right or postpone payment at times when the NYSE is closed or during any emergency circumstances, as determined by the SEC.

The exchange privilege (your ability to redeem shares from one Portfolio to purchase shares of another Portfolio) may be available to you through your contract. Although we make every effort to maintain the exchange privilege, Vanguard reserves the right to revise or terminate this privilege, limit the amount of an exchange, or reject any exchange, at any time, without notice.

If the Board determines that it would be detrimental to the best interests of the Portfolio's remaining shareholders to make payment in cash, the Portfolio may pay redemption proceeds, in whole or in part, by an in-kind distribution of readily marketable securities.

For certain categories of investors, the Portfolio has authorized one or more brokers to accept on its behalf purchase and redemption orders. The brokers are authorized to designate other intermediaries to accept purchase and redemption orders on the Portfolio's behalf. The Portfolio will be deemed to have received a purchase or redemption order when an authorized broker, or a broker's authorized designee, accepts the order in accordance with the Portfolio's instructions. In most cases, for these categories of investors, a contract owner's properly transmitted order will be priced at the Portfolio's next-determined NAV after the order is accepted by the authorized broker or the broker's designee. The contract owner should review the authorized broker's policies relating to trading in the Vanguard funds.

Please consult the Portfolio's *Statement of Additional Information* or our website for a description of the policies and procedures that govern disclosure of the Portfolio's portfolio holdings.

The Portfolio's Bylaws require, unless the Trust otherwise consents in writing, that the U.S. Federal District Courts be the sole and exclusive forum for the resolution of complaints under the Securities Act of 1933. This provision may limit a shareholder's ability to bring a claim in a different forum and may result in increased shareholder costs in pursuing such a claim.

## **Shareholder Rights**

The Portfolio's Agreement and Declaration of Trust, as amended, requires a shareholder bringing a derivative action on behalf of Vanguard Variable Insurance Funds (the Trust) that is subject to a pre-suit demand to collectively hold at least 10% of the outstanding shares of the Trust or at least 10% of the outstanding

shares of the series or class to which the demand relates and to undertake to reimburse the Trust for the expense of any counsel or advisors used when considering the merits of the demand in the event that the board of trustees determines not to bring such action. In each case, these requirements do not apply to claims arising under the federal securities laws to the extent that any such federal securities laws, rules, or regulations do not permit such application.

CFA® is a registered trademark owned by CFA Institute.

The S&P 500 Index is a product of S&P Dow Jones Indices LLC, a division of S&P Global, or its affiliates ("SPDJI") and has been licensed for use by Vanguard. Standard & Poor's® and S&P® are registered trademarks of Standard & Poor's Financial Services LLC, a division of S&P Global ("S&P") and Dow Jones® is a registered trademark of Dow Jones Trademark Holdings LLC ("Dow Jones"). The trademarks have been licensed to SPDJI and have been sublicensed for use for certain purposes by Vanguard. Vanguard Variable Insurance Funds Equity Index Portfolio is not sponsored, endorsed, sold or promoted by SPDJI, Dow Jones, S&P, or any of their respective affiliates (collectively, "S&P Dow Jones Indices"). S&P Dow Jones Indices make no representation or warranty, express or implied, to the owners of Vanguard Variable Insurance Funds Equity Index Portfolio or any member of the public regarding the advisability of investing in securities generally or in Vanguard Variable Insurance Funds Equity Index Portfolio particularly or the ability of the S&P 500 Index to track general market performance. S&P Dow Jones Indices only relationship to Vanguard with respect to the S&P 500 Index is the licensing of the Index and certain trademarks, service marks and/or trade names of S&P Dow Jones Indices and/or its licensors. The S&P 500 Index is determined, composed and calculated by S&P Dow Jones Indices without regard to Vanguard or Vanguard Variable Insurance Funds Equity Index Portfolio. S&P Dow Jones Indices have no obligation to take the needs of Vanguard or the owners of Vanguard Variable Insurance Funds Equity Index Portfolio into consideration in determining, composing or calculating the S&P 500 Index. S&P Dow Jones Indices are not responsible for and have not participated in the determination of the prices, and amount of Vanguard Variable Insurance Funds Equity Index Portfolio or the timing of the issuance or sale of Vanguard Variable Insurance Funds Equity Index Portfolio or in the determination or calculation of the equation by which Vanguard Variable Insurance Funds Equity Index Portfolio is to be converted into cash, surrendered or redeemed, as the case may be. S&P Dow Jones Indices have no obligation or liability in connection with the administration, marketing or trading of Vanguard Variable Insurance Funds Equity Index Portfolio. There is no assurance that investment products based on the S&P 500 Index will accurately track index performance or provide positive investment returns. S&P Dow Jones Indices LLC is not an investment advisor. Inclusion of a security within an index is not a recommendation by S&P Dow Jones Indices to buy, sell, or hold such security, nor is it considered to be investment advice.

S&P DOW JONES INDICES DOES NOT GUARANTEE THE ADEQUACY, ACCURACY, TIMELINESS AND/OR THE COMPLETENESS OF THE S&P 500 INDEX OR ANY DATA RELATED THERETO OR ANY COMMUNICATION, INCLUDING BUT NOT LIMITED TO, ORAL OR WRITTEN COMMUNICATION (INCLUDING ELECTRONIC COMMUNICATIONS) WITH RESPECT THERETO. S&P DOW JONES INDICES SHALL NOT BE SUBJECT TO ANY DAMAGES OR LIABILITY FOR ANY ERRORS, OMISSIONS, OR DELAYS THEREIN. S&P DOW JONES INDICES MAKE NO EXPRESS OR IMPLIED WARRANTIES, AND EXPRESSLY DISCLAIMS ALL WARRANTIES, OF MERCHANTABILITY OR FITNESS FOR A PARTICULAR PURPOSE OR USE OR AS TO RESULTS TO BE OBTAINED BY VANGUARD, OWNERS OF VANGUARD VARIABLE INSURANCE FUNDS EQUITY INDEX PORTFOLIO, OR ANY OTHER PERSON OR ENTITY FROM THE USE OF THE S&P 500 INDEX OR WITH RESPECT TO ANY DATA RELATED THERETO. WITHOUT LIMITING ANY OF THE FOREGOING, IN NO EVENT WHATSOEVER SHALL S&P DOW JONES INDICES BE LIABLE FOR ANY INDIRECT, SPECIAL, INCIDENTAL, PUNITIVE, OR CONSEQUENTIAL DAMAGES INCLUDING BUT NOT LIMITED TO, LOSS OF PROFITS, TRADING LOSSES, LOST TIME OR GOODWILL, EVEN IF THEY HAVE BEEN ADVISED OF THE POSSIBILITY OF SUCH DAMAGES, WHETHER IN CONTRACT, TORT, STRICT LIABILITY, OR OTHERWISE. THERE ARE NO THIRD PARTY BENEFICIARIES OF ANY AGREEMENTS OR ARRANGEMENTS BETWEEN S&P DOW JONES INDICES AND VANGUARD, OTHER THAN THE LICENSORS OF S&P DOW JONES INDICES.

## Glossary of Investment Terms

**Capital Gains Distributions.** Payments to portfolio shareholders of gains realized on securities that a portfolio has sold at a profit, minus any realized losses.

**Cash Equivalent Investments.** Cash deposits, short-term bank deposits, and money market instruments that include U.S. Treasury bills and notes, bank certificates of deposit (CDs), repurchase agreements, commercial paper, and banker's acceptances.

**Common Stock.** A security representing ownership rights in a corporation.

**Dividend Distributions.** Payments to portfolio shareholders of income from interest or dividends generated by a portfolio's investments.

**Dow Jones U.S. Total Stock Market Float Adjusted Index.** An index that represents the entire U.S. stock market and tracks more than 5,000 stocks, excluding shares of securities not available for public trading.

**Expense Ratio.** A portfolio's total annual operating expenses expressed as a percentage of the portfolio's average net assets. The expense ratio includes management and administrative expenses, but it does not include the transaction costs of buying and selling portfolio securities.

**Inception Date.** The date on which the assets of a portfolio are first invested in accordance with the portfolio's investment objective. For portfolios with a subscription period, the inception date is the day after that period ends. Investment performance is generally measured from the inception date.

**Indexing.** A low-cost investment strategy in which a portfolio attempts to track—rather than outperform—a specified market benchmark, or "index."

**Joint Committed Credit Facility.** The Portfolio participates, along with other funds managed by Vanguard, in a committed credit facility provided by a syndicate of lenders pursuant to a credit agreement that may be renewed annually; each Vanguard fund is individually liable for its borrowings, if any, under the credit facility. The amount and terms of the committed credit facility are subject to approval by the Portfolio's board of trustees and renegotiation with the lender syndicate on an annual basis.

**Median Market Capitalization.** An indicator of the size of companies in which a portfolio invests; the midpoint of market capitalization (market price x shares outstanding) of a portfolio's stocks, weighted by the proportion of the portfolio's assets invested in each stock. Stocks representing half of the portfolio's assets have market capitalizations above the median, and the rest are below it.

**Mutual Fund.** An investment company that pools the money of many people and invests it in a variety of securities in an effort to achieve a specific objective over time.

**New York Stock Exchange (NYSE).** A stock exchange based in New York City that is open for regular trading on business days, Monday through Friday, from 9:30 a.m. to 4 p.m., Eastern time.

**Return of Capital.** A return of capital occurs when a portfolio's distributions exceed its earnings in a fiscal year. A return of capital is a return of all or part of your original investment or amounts paid in excess of your original investment in a portfolio. In general, a return of capital reduces your cost basis in a portfolio's shares and is not taxable to you until your cost basis has been reduced to zero.

**Securities.** Stocks, bonds, money market instruments, and other investments.

**Total Return.** A percentage change, over a specified time period, in a portfolio's net asset value, assuming the reinvestment of all distributions of dividends and capital gains.

**Volatility.** The fluctuations in value of a mutual fund or other security. The greater a portfolio's volatility, the wider the fluctuations in its returns.

**Yield.** Income (interest or dividends) earned by an investment, expressed as a percentage of the investment's price.



**Connect with Vanguard®** > [vanguard.com](https://vanguard.com)

#### **For More Information**

If you would like more information about Vanguard Variable Insurance Funds Equity Index Portfolio, the following documents are available free upon request:

#### **Annual/Semiannual Reports to Shareholders**

Additional information about the Portfolio's investments is available in the Portfolio's annual and semiannual reports to shareholders. In the annual report, you will find a discussion of the market conditions and investment strategies that significantly affected the Portfolio's performance during its last fiscal year.

#### **Statement of Additional Information (SAI)**

The SAI provides more detailed information about the Portfolio and is incorporated by reference into (and thus legally a part of) this prospectus.

To receive a free copy of the latest annual or semiannual reports or the SAI, or to request additional information about the Portfolio or other Vanguard funds, please visit [vanguard.com](https://vanguard.com) or contact us as follows:

Telephone: 800-522-5555; Text telephone for people with hearing impairment: 800-749-7273

#### **Information Provided by the SEC**

Reports and other information about the Portfolio are available in the EDGAR database on the SEC's website at [sec.gov](https://sec.gov), or you can receive copies of this information, for a fee, by electronic request at the following email address: [publicinfo@sec.gov](mailto:publicinfo@sec.gov).

Portfolio's Investment Company Act file number: 811-05962





# Vanguard Variable Insurance Funds Balanced Portfolio

May 2, 2022

Prospectus

This prospectus contains financial data for the Portfolio through the fiscal year ended December 31, 2021.

The Securities and Exchange Commission (SEC) has not approved or disapproved these securities or passed upon the adequacy of this prospectus. Any representation to the contrary is a criminal offense.

# Contents

|                            |    |                              |    |
|----------------------------|----|------------------------------|----|
| Portfolio Summary          | 1  | Financial Highlights         | 21 |
| More on the Portfolio      | 6  | General Information          | 23 |
| The Portfolio and Vanguard | 16 | Glossary of Investment Terms | 27 |
| Investment Advisor         | 17 |                              |    |
| Taxes                      | 18 |                              |    |
| Share Price                | 19 |                              |    |

# Portfolio Summary

## Investment Objective

The Portfolio seeks to provide long-term capital appreciation and reasonable current income.

## Fees and Expenses

The following table describes the fees and expenses you may pay if you buy, hold, and sell shares of the Portfolio. The expenses shown in the table and in the example that follows do not reflect additional fees and expenses associated with the annuity or life insurance program through which you invest. If those additional fees and expenses were included, overall expenses would be higher.

## Annual Portfolio Operating Expenses

(Expenses that you pay each year as a percentage of the value of your investment)

|   |       |
|---|-------|
| Management Fees                           | 0.19% |
| 12b-1 Distribution Fee                    | None  |
| Other Expenses                            | 0.01% |
| Total Annual Portfolio Operating Expenses | 0.20% |

## Example

The following example is intended to help you compare the cost of investing in the Portfolio with the cost of investing in other mutual funds. It illustrates the hypothetical expenses that you would incur over various periods if you were to invest \$10,000 in the Portfolio's shares. This example assumes that the Portfolio provides a return of 5% each year and that total annual portfolio operating expenses remain as stated in the preceding table. You would incur these hypothetical expenses whether or not you were to redeem your investment at the end of the given period. Although your actual costs may be higher or lower, based on these assumptions your costs would be:

| 1 Year | 3 Years | 5 Years | 10 Years |
|--------|---------|---------|----------|
| \$20   | \$64    | \$113   | \$255    |

## Portfolio Turnover

The Portfolio pays transaction costs, such as commissions, when it buys and sells securities (or "turns over" its portfolio). A higher portfolio turnover rate may indicate higher transaction costs. These costs, which are not reflected in annual portfolio operating expenses or in the previous expense example, reduce the Portfolio's performance. During the most recent fiscal year, the Portfolio's turnover rate was 33% of the average value of its portfolio.

## Principal Investment Strategies

The Portfolio invests 60% to 70% of its assets in dividend-paying and, to a lesser extent, non-dividend-paying common stocks of established large companies. In choosing these stocks, the advisor seeks durable businesses that appear to be undervalued but have prospects for improvement. These stocks are commonly referred to as value stocks. The remaining 30% to 40% of the Portfolio's assets are invested mainly in fixed income securities that the advisor believes will generate a moderate level of current income. These securities include investment-grade corporate bonds, with some exposure to U.S. Treasury and government agency bonds, and mortgage-backed securities.

## Principal Risks

The Portfolio is subject to the risks associated with the stock and bond markets, any of which could cause an investor to lose money, and the level of risk may vary based on market conditions. However, because stock and bond prices can move in different directions or to different degrees, the Portfolio's bond holdings may counteract some of the volatility experienced by the Portfolio's stock holdings. The Portfolio is subject to the following risks, which could affect the Portfolio's performance:

- *Investment style risk*, which is the chance that returns from large-capitalization value stocks will trail returns from the overall stock market. Large-cap stocks tend to go through cycles of doing better—or worse—than other segments of the stock market or the stock market in general. These periods have, in the past, lasted for as long as several years.
- *Stock market risk*, which is the chance that stock prices overall will decline. Stock markets tend to move in cycles, with periods of rising prices and periods of falling prices.
- *Income risk*, which is the chance that the Portfolio's income will decline because of falling interest rates. A fund holding bonds will experience a decline in income when interest rates fall because the fund then must invest new cash flow and cash from maturing bonds in lower-yielding bonds.
- *Interest rate risk*, which is the chance that bond prices overall will decline because of rising interest rates. Interest rate risk should be moderate for the Portfolio because the Portfolio invests only a portion of its assets in bonds and because the average duration of the Portfolio's bond portfolio is generally intermediate-term. The prices of short- and intermediate-term bonds are less sensitive to interest rate changes than the prices of long-term bonds.
- *Credit risk*, which is the chance that a bond issuer will fail to pay interest or principal in a timely manner or that negative perceptions of the issuer's ability to make such payments will cause the price of that bond to decline. Credit risk

should be low for the Portfolio because it invests only a portion of its assets in bonds, most of which are considered to be of high quality.

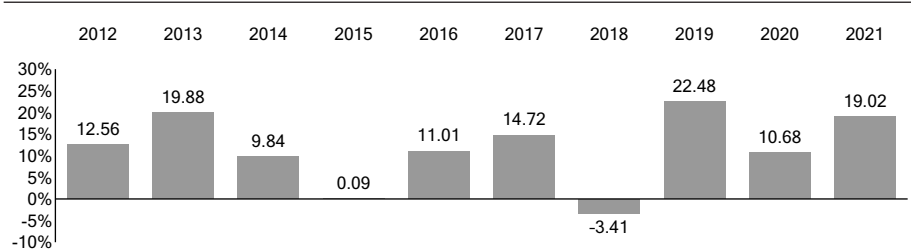
- *Call risk*, which is the chance that during periods of falling interest rates, issuers of callable bonds may call (redeem) securities with higher coupon rates or interest rates before their maturity dates. The Portfolio would then lose any price appreciation above the bond's call price and would be forced to reinvest the unanticipated proceeds at lower interest rates, resulting in a decline in the Portfolio's income. Such redemptions and subsequent reinvestments would also increase the Portfolio's turnover rate. For mortgage-backed securities, this risk is known as *prepayment risk*.
- *Liquidity risk*, which is the chance that the Fund may not be able to sell a security in a timely manner at a desired price.
- *Manager risk*, which is the chance that poor security selection will cause the Portfolio to underperform relevant benchmarks or other funds with a similar investment objective.

**An investment in the Portfolio is not a deposit of a bank and is not insured or guaranteed by the Federal Deposit Insurance Corporation or any other government agency.**

## **Annual Total Returns**

The following bar chart and table are intended to help you understand the risks of investing in the Portfolio. The bar chart shows how the performance of the Portfolio has varied from one calendar year to another over the periods shown. The table shows how the average annual total returns of the Portfolio compare with those of relevant market indexes and a composite stock/bond index, which have investment characteristics similar to those of the Portfolio. The Composite Stock/Bond Index is weighted 65% in the S&P 500 Index and 35% in the Bloomberg U.S. Credit A or Better Bond Index. The Portfolio's returns are net of its expenses but do not reflect additional fees and expenses that are deducted by the annuity or life insurance program through which you invest. If such fees and expenses were included in the calculation of the Portfolio's returns, the returns would be lower. Keep in mind that the Portfolio's past performance does not indicate how the Portfolio will perform in the future. Updated performance information is available on our website for Financial Advisors at [advisors.vanguard.com](https://advisors.vanguard.com) or by calling Vanguard toll-free at 800-522-5555.

Annual Total Returns — Balanced Portfolio



During the periods shown in the bar chart, the highest and lowest returns for a calendar quarter were:

|         | Total Return | Quarter        |
|---------|--------------|----------------|
| Highest | 12.21%       | June 30, 2020  |
| Lowest  | -13.84%      | March 31, 2020 |

Average Annual Total Returns for Periods Ended December 31, 2021

|  | 1 Year | 5 Years | 10 Years |
|--|--------|---------|----------|
| Balanced Portfolio   | 19.02% | 12.32%  | 11.40%   |
| Composite Stock/Bond Index<br>(reflects no deduction for fees, expenses, or taxes)                             | 17.34% | 13.65%  | 12.20%   |
| Dow Jones U.S. Total Stock Market Float Adjusted Index<br>(reflects no deduction for fees, expenses, or taxes) | 25.66  | 17.92   | 16.24    |
| Bloomberg U.S. Aggregate Bond Index<br>(reflects no deduction for fees, expenses, or taxes)                    | -1.54  | 3.57    | 2.90     |

Investment Advisor

Wellington Management Company LLP (Wellington Management)

Portfolio Managers

Loren L. Moran, CFA, Senior Managing Director and Fixed Income Portfolio Manager of Wellington Management. She has co-managed the fixed income portion of the Portfolio since 2017.

Daniel J. Pozen, Senior Managing Director and Equity Portfolio Manager of Wellington Management. He has managed the stock portion of the Portfolio since 2019.


**Tax Information**

The Portfolio normally distributes its net investment income and net realized capital gains, if any, to its shareholders, which are the insurance company separate accounts that sponsor your variable annuity or variable life insurance contract. The tax consequences to you of your investment in the Portfolio depend on the provisions of the annuity or life insurance contract through which you invest. For more information on taxes, please refer to the prospectus of the annuity or life insurance contract through which Portfolio shares are offered.

**Payments to Financial Intermediaries**

The Portfolio and its investment advisor do not pay financial intermediaries for sales of Portfolio shares.

## More on the Portfolio

This prospectus describes the principal risks you would face as an investor in this Portfolio. It is important to keep in mind one of the main principles of investing: generally, the higher the risk of losing money, the higher the potential reward. The reverse, also, is generally true: the lower the risk, the lower the potential reward. As you consider an investment in any mutual fund, you should take into account your personal tolerance for fluctuations in the securities markets. Look for this  symbol throughout the prospectus. It is used to mark detailed information about the more significant risks that you would confront as a Portfolio investor. To highlight terms and concepts important to mutual fund investors, we have provided Plain Talk<sup>®</sup> explanations along the way. Reading the prospectus will help you decide whether the Portfolio is the right investment for you. We suggest that you keep this prospectus for future reference.

### A Note About Vanguard Variable Insurance Funds

The Balanced Portfolio of Vanguard Variable Insurance Funds is a mutual fund used solely as an investment option for annuity or life insurance contracts offered by insurance companies. This means that you cannot purchase shares of the Portfolio directly, but only through a contract offered by an insurance company.

The Balanced Portfolio is separate from other Vanguard mutual funds, even when the Portfolio and a fund have the same investment objective and advisor. The Portfolio's investment performance will differ from the performance of other Vanguard funds because of differences in the securities held and because of administrative and insurance costs associated with the annuity or life insurance program through which you invest.

#### Plain Talk About Costs of Investing

Costs are an important consideration in choosing a mutual fund. That is because you, as a contract owner, pay a proportionate share of the costs of operating a fund and any transaction costs incurred when the fund buys or sells securities. These costs can erode a substantial portion of the gross income or the capital appreciation a fund achieves. Even seemingly small differences in expenses can, over time, have a dramatic effect on a fund's performance.

The following sections explain the principal investment strategies and policies that the Portfolio uses in pursuit of its investment objective. The board of trustees of Vanguard Variable Insurance Funds (the Board), which oversees the



Portfolio's management, may change investment strategies or policies in the interest of shareholders without a shareholder vote, unless those strategies or policies are designated as fundamental.

## Plain Talk About Balanced Funds

Balanced funds are generally investments that seek to provide some combination of income and capital appreciation by investing in a mix of stocks and bonds. Because prices of stocks and bonds can respond differently to economic events and influences, a balanced fund should experience less volatility than a fund investing exclusively in stocks.

## Market Exposure

Approximately 60% to 70% of the Portfolio's assets are invested in stocks. The remaining 30% to 40% of the Portfolio's assets are invested in fixed income securities.




***The Portfolio is subject to stock market risk, which is the chance that stock prices overall will decline. Stock markets tend to move in cycles, with periods of rising prices and periods of falling prices.***



***The Portfolio is subject to investment style risk, which is the chance that returns from large-capitalization value stocks will trail returns from the overall stock market. Large-cap stocks tend to go through cycles of doing better—or worse—than other segments of the stock market or the stock market in general. These periods have, in the past, lasted for as long as several years.***

## Plain Talk About Bonds and Interest Rates

As a rule, when interest rates rise, bond prices fall. The opposite is also true: Bond prices go up when interest rates fall. Why do bond prices and interest rates move in opposite directions? Let's assume that you hold a bond offering a 4% yield. A year later, interest rates are on the rise and bonds of comparable quality and maturity are offered with a 5% yield. With higher-yielding bonds available, you would have trouble selling your 4% bond for the price you paid—you would probably have to lower your asking price. On the other hand, if interest rates were falling and 3% bonds were being offered, you should be able to sell your 4% bond for more than you paid.

 ***The Portfolio is subject to interest rate risk, which is the chance that bond prices overall will decline because of rising interest rates. Interest rate risk should be moderate for the Portfolio because the Portfolio invests only a portion of its assets in bonds and because the average duration of the Portfolio's bond portfolio is generally intermediate-term. The prices of short- and intermediate-term bonds are less sensitive to interest rate changes than are the prices of long-term bonds.***

Although fixed income securities (commonly referred to as bonds) are often thought to be less risky than stocks, there have been periods when bond prices have fallen significantly because of rising interest rates. For instance, prices of long-term bonds fell by almost 48% between December 1976 and September 1981.

To illustrate the relationship between bond prices and interest rates, the following table shows the effect of a 1% and a 2% change (both up and down) in interest rates on the values of three noncallable bonds (i.e., bonds that cannot be redeemed by the issuer) of different maturities, each with a face value of \$1,000.


#### How Interest Rate Changes Affect the Value of a \$1,000 Bond<sup>1</sup>

| Type of Bond (Maturity)      | After a 1%<br>Increase | After a 1%<br>Decrease | After a 2%<br>Increase | After a 2%<br>Decrease |
|------------------------------|------------------------|------------------------|------------------------|------------------------|
| Short-Term (2.5 years)       | \$977                  | \$1,024                | \$954                  | \$1,049                |
| Intermediate-Term (10 years) | 922                    | 1,086                  | 851                    | 1,180                  |
| Long-Term (20 years)         | 874                    | 1,150                  | 769                    | 1,328                  |

<sup>1</sup> Assuming a 4% coupon rate.

These figures are for illustration only; you should not regard them as an indication of future performance of the bond market as a whole or the Portfolio in particular. Also, because bonds make up only a portion of the Portfolio's assets, changes in interest rates may not have as dramatic an effect on the Portfolio as they would on a portfolio made up entirely of bonds.

Changes in interest rates can affect bond *income* as well as bond *prices*.

 ***The Portfolio is subject to income risk, which is the chance that the Portfolio's income will decline because of falling interest rates. A portfolio's income declines when interest rates fall because the portfolio then must invest new cash flow and cash from maturing bonds in lower-yielding bonds.***

Although income risk for intermediate-term bonds—like those held by the Portfolio—is considered moderate, this risk should be low for the Portfolio because it invests only a portion of its assets in bonds.

### Plain Talk About Bond Maturities

A bond is issued with a specific maturity date—the date when the issuer must pay back the bond's principal (face value). Bond maturities range from less than 1 year to more than 30 years. Typically, the longer a bond's maturity, the more price risk you, as a bond investor, will face as interest rates rise—but also the higher the potential yield you could receive. Longer-term bonds are generally more suitable for investors willing to take a greater risk of price fluctuations to get higher and more stable interest income. Shorter-term bond investors should be willing to accept lower yields and greater income variability in return for less fluctuation in the value of their investment. The stated maturity of a bond may differ from the effective maturity of a bond, which takes into consideration that an action such as a call or refunding may cause bonds to be repaid before their stated maturity dates.

Because bond and stock prices often move in different directions, the Portfolio's stock holdings help to reduce—but not eliminate—some of the bond price fluctuations caused by changes in interest rates.

The Portfolio's balanced holdings, in the long run, should result in less investment risk—and a lower investment return—than a portfolio investing exclusively in common stocks.

Market disruptions can adversely affect local and global markets as well as normal market conditions and operations. Any such disruptions could have an adverse impact on the value of the Portfolio's investments and Portfolio performance.

### Security Selection

Wellington Management, advisor to the Portfolio, invests approximately 60% to 70% of the Portfolio's assets in dividend-paying and, to a lesser extent, non-dividend-paying common stocks of established large companies. The remaining 30% to 40% of Portfolio assets are invested mainly in fixed income securities that the advisor believes will generate a moderate level of current income. Although the mix of stocks and bonds varies from time to time,

depending on the advisor's view of economic and market conditions, the stock portion can be expected to represent at least 60% of the Portfolio's holdings under normal circumstances.

The Portfolio is managed according to traditional methods of active investment management. Securities are bought and sold based on the advisor's judgments about companies and their financial prospects and about bond issuers and the general level of interest rates. The Portfolio's advisor may, at times, select securities that cause the Portfolio to focus in a particular market sector, which would subject the Portfolio to proportionately higher exposure to the risks of that sector.

Wellington Management uses extensive research to find what it considers to be undervalued stocks of primarily established large companies with durable businesses. The advisor considers a stock to be undervalued if company earnings, or potential earnings, are not fully reflected in the stock's share price. In other words, the current market prices of these large-cap stocks may be less than what the advisor thinks they should be. The advisor considers a business to be durable if cash flows are resilient across a business cycle, and the business is able to achieve a superior level and duration of growth and/or income.

The advisor's goal is to identify and purchase these securities before their value is recognized by other investors. The advisor emphasizes stocks that, on average, provide a higher level of dividend income than is generally provided by stocks in the overall market. The advisor emphasizes the long-term rate of value creation rather than short-term rate of change in sales or earnings. By adhering to this stock selection strategy and by investing in a wide variety of companies and industries, the advisor expects to moderate overall risk. The advisor will generally sell stocks when the valuation is no longer attractive or the business' stability has been materially impacted.

The asset-weighted median market capitalization of the Portfolio's stock holdings as of December 31, 2021, was \$197 billion.

For the bond portion of the Portfolio, the advisor selects investment-grade bonds that it believes will generate a moderate level of current income. These may include short-, intermediate-, and long-term corporate, U.S. Treasury, government agency, and asset-backed bonds, as well as mortgage-backed securities. The advisor does not generally make large adjustments in the average maturity of the Portfolio's bond holdings in anticipation of changes in interest rates. Although the Portfolio does not have specific maturity guidelines, the average duration of the Portfolio's bond holdings as of December 31, 2021, was 8.1 years.



***The Portfolio is subject to manager risk, which is the chance that poor security selection will cause the Portfolio to underperform relevant benchmarks or other funds with a similar investment objective.***

## Plain Talk About Types of Bonds

Bonds are issued (sold) by many sources: Corporations issue corporate bonds; the federal government issues U.S. Treasury bonds; agencies of the federal government issue agency bonds; financial institutions issue asset-backed bonds; and mortgage holders issue “mortgage-backed” pass-through certificates. Each issuer is responsible for paying back the bond’s initial value as well as for making periodic interest payments. Many bonds issued by government agencies and entities are neither guaranteed nor insured by the U.S. government.

A breakdown of the Portfolio’s bond holdings (which amounted to 31.7% of the Portfolio’s net assets) as of December 31, 2021, follows:

| Type of Bond                            | Percentage of Portfolio’s Bond Holdings |
|---|---|
| Industrial                              | 27.8%                                   |
| Finance                                 | 26.8                                    |
| Treasury                                | 24.8                                    |
| Utilities                               | 7.6                                     |
| Other                                   | 6.4                                     |
| Government Mortgage-Backed              | 1                                       |
| Foreign                                 | 3.3                                     |
| Asset-Backed/Commercial Mortgage-Backed | 2.2                                     |

The advisor purchases bonds that are of investment-grade quality—that is, bonds rated at least Baa3 by Moody’s Investors Service, Inc., or BBB– by Standard & Poor’s—or, if unrated, are determined to be of comparable credit quality by the advisor.



***The Portfolio is subject to credit risk, which is the chance that a bond issuer will fail to pay interest or principal in a timely manner or that negative perceptions of the issuer’s ability to make such payments will cause the price of that bond to decline. Credit risk should be low for the Portfolio because it invests only a portion of its assets in bonds, most of which are considered to be of high quality.***

## Plain Talk About Credit Quality

A bond's credit quality rating is an assessment of the issuer's ability to pay interest on the bond and, ultimately, to repay the principal. The lower the credit quality, the greater the perceived chance that the bond issuer will default, or fail to meet its payment obligations. All things being equal, the lower a bond's credit quality, the higher its yield should be to compensate investors for assuming additional risk.



*The Portfolio is subject to liquidity risk, which is the chance that the Portfolio may not be able to sell a security in a timely manner at a desired price.*



*The Portfolio is subject to call risk, which is the chance that during periods of falling interest rates, issuers of callable bonds may call (redeem) securities with higher coupon rates or interest rates before their maturity dates. The Portfolio would then lose any price appreciation above the bond's call price and would be forced to reinvest the unanticipated proceeds at lower interest rates, resulting in a decline in the Portfolio's income. Such redemptions and subsequent reinvestments would also increase the Portfolio's turnover rate. For mortgage-backed securities, this risk is known as prepayment risk.*

Because the Portfolio invests only a portion of its assets in callable bonds and mortgage-backed and asset-backed securities, call/prepayment risk should be low for the Portfolio.

## Plain Talk About Callable Bonds

Although bonds are issued with clearly defined maturities, in some cases the bond issuer has a right to call in (redeem) the bond earlier than its maturity date. When a bond is called, the bondholder may have to replace it with another bond with a lower yield than the original bond. One way for bond investors to protect themselves against call risk is to purchase a bond early in its lifetime, long before its call date. Another way is to buy bonds with lower coupon rates or interest rates, which make them less likely to be called.

## Other Investment Policies and Risks

In addition to investing in value stocks and investment-grade bonds, the Portfolio may make other kinds of investments to achieve its investment objective.

The Portfolio may invest up to 25% of its assets in foreign securities, which may include depositary receipts. Foreign securities may be traded on U.S. or foreign markets. To the extent that it owns foreign securities, the Portfolio is subject to *country/regional risk* and *currency risk*. *Country/regional risk* is the chance that world events—such as political upheaval, financial troubles, or natural disasters—will adversely affect the value and/or liquidity of securities issued by governments, government agencies, or companies in foreign countries or regions. In addition, the prices of foreign securities and the prices of U.S. securities have, at times, moved in opposite directions. *Currency risk* is the chance that the value of a foreign investment, measured in U.S. dollars, will decrease because of unfavorable changes in currency exchange rates. To the extent that the Portfolio owns local currency bonds and hedges its foreign currency exposure, it is subject to *currency hedging risk*, which is the chance that the currency hedging transactions entered into by the Portfolio may not perfectly offset the Portfolio's foreign currency exposure.

The Portfolio may invest in securities that are convertible into common stocks, as well as invest modestly in collateralized mortgage obligations (CMOs).

The Portfolio may also invest, to a limited extent, in derivatives. Generally speaking, a derivative is a financial contract whose value is based on the value of a financial asset (such as a stock, a bond, or a currency), a physical asset (such as gold, oil, or wheat), a market index, or a reference rate. Investments in derivatives may subject the Portfolio to risks different from, and possibly greater than, those of investments directly in the underlying securities or assets. The Portfolio's derivative instruments may include fixed income futures contracts, options, straddles, credit swaps, interest rate swaps, total return swaps, and other types of derivatives. The Portfolio will not use derivatives for speculation or for the purpose of leveraging (magnifying) investment returns.

The Portfolio may enter into foreign currency exchange forward contracts, which are a type of derivative. A foreign currency exchange forward contract is an agreement to buy or sell a currency at a specific price on a specific date, usually 30, 60, or 90 days in the future. In other words, the contract guarantees an exchange rate on a given date. Advisors of portfolios that invest in foreign securities can use these contracts to guard against unfavorable changes in currency exchange rates. These contracts, however, would not prevent the Portfolio's securities from falling in value as a result of risks other than unfavorable currency exchange movements.

## Plain Talk About Derivatives

Derivatives can take many forms. Some forms of derivatives—such as exchange-traded futures and options on securities, commodities, or indexes—have been trading on regulated exchanges for decades. These types of derivatives are standardized contracts that can easily be bought and sold and whose market values are determined and published daily. On the other hand, non-exchange-traded derivatives—such as certain swap agreements and foreign currency exchange forward contracts—tend to be more specialized or complex and may be more difficult to accurately value.

## Cash Management

The Portfolio's daily cash balance may be invested in Vanguard Market Liquidity Fund and/or Vanguard Municipal Cash Management Fund (each, a CMT Fund), which are low-cost money market funds. When investing in a CMT Fund, the Portfolio bears its proportionate share of the expenses of the CMT Fund in which it invests. Vanguard receives no additional revenue from Portfolio assets invested in a CMT Fund.

## Temporary Investment Measures

The Portfolio may temporarily depart from its normal investment policies and strategies when the advisor believes that doing so is in the Portfolio's best interest, so long as the strategy or policy employed is consistent with the Portfolio's investment objective. For instance, the Portfolio may invest beyond its normal limits in derivatives or exchange-traded funds that are consistent with the Portfolio's investment objective when those instruments are more favorably priced or provide needed liquidity, as might be the case if the Portfolio is transitioning assets from one advisor to another or receives large cash flows that it cannot prudently invest immediately.

In addition, the Portfolio may take temporary defensive positions that are inconsistent with its normal investment policies and strategies—for instance, by allocating substantial assets to cash equivalent investments or other less volatile instruments—in response to adverse or unusual market, economic, political, or other conditions. In doing so, the Portfolio may succeed in avoiding losses but may otherwise fail to achieve its investment objective.

## Frequent Trading or Market-Timing

**Background.** Some investors try to profit from strategies involving frequent trading of mutual fund shares, such as market-timing. For funds holding foreign securities, investors may try to take advantage of an anticipated difference



between the price of the fund's shares and price movements in overseas markets, a practice also known as time-zone arbitrage. Investors also may try to engage in frequent trading of funds holding investments such as small-cap stocks and high-yield bonds. As money is shifted into and out of a fund by an investor engaging in frequent trading, the fund incurs costs for buying and selling securities, resulting in increased brokerage and administrative costs. These costs are borne by *all* fund investors, including the long-term investors who do not generate the costs. In addition, frequent trading may interfere with an advisor's ability to efficiently manage the fund.

**Policies to address frequent trading.** The Vanguard funds (other than money market funds and short-term bond funds, but including Vanguard Short-Term Inflation-Protected Securities Index Fund) do not knowingly accommodate frequent trading. The board of trustees of each Vanguard fund (other than money market funds and short-term bond funds, but including Vanguard Short-Term Inflation-Protected Securities Index Fund) has adopted policies and procedures reasonably designed to detect and discourage frequent trading and, in some cases, to compensate the fund for the costs associated with it. These policies and procedures do not apply to ETF Shares because frequent trading in ETF Shares generally does not disrupt portfolio management or otherwise harm fund investors. Although there is no assurance that Vanguard will be able to detect or prevent frequent trading or market-timing in all circumstances, the following policies have been adopted to address these issues:

- Each Vanguard fund reserves the right to reject any purchase request—including exchanges from other Vanguard funds—without notice and regardless of size. For example, a purchase request could be rejected because the investor has a history of frequent trading or if Vanguard determines that such purchase may negatively affect a fund's operation or performance.
- Certain Vanguard funds charge investors purchase and/or redemption fees on transactions.

You may purchase or sell Portfolio shares through a contract offered by an insurance company. When insurance companies establish omnibus accounts in the Portfolio for their clients, we cannot monitor the individual clients' trading activity. However, we review trading activity at the omnibus account level, and we look for activity that may indicate potential frequent trading or market-timing. If we detect suspicious trading activity, we will seek the assistance of the insurance company to investigate that trading activity and take appropriate action, including prohibiting additional purchases of Portfolio shares by a client. Insurance companies may apply frequent-trading policies that differ from one another. Please read the insurance company contract and program materials carefully to learn of any rules or fees that may apply.

See the accompanying prospectus for the annuity or insurance program through which Portfolio shares are offered for further details on transaction policies.

The Portfolio, in determining its net asset value, will use fair-value pricing when appropriate, as described in the *Share Price* section. Fair-value pricing may reduce or eliminate the profitability of certain frequent-trading strategies.

**Do not invest with Vanguard if you are a market-timer.**

### Turnover Rate

A mutual fund's turnover rate is a measure of its trading activity. The Portfolio may sell securities regardless of how long they have been held. The historical turnover rates for the Portfolio can be found in the **Financial Highlights** section of this prospectus. A turnover rate of 100%, for example, would mean that the Portfolio had sold and replaced securities valued at 100% of its net assets within a one-year period. In general, the greater the turnover rate, the greater the impact transaction costs will have on a fund's return. Also, funds with high turnover rates may be more likely to generate capital gains, including short-term capital gains, that must be distributed to shareholders and will be taxable to shareholders investing through a taxable account.

### The Portfolio and Vanguard

The Portfolio is a member of The Vanguard Group, Inc. (Vanguard), a family of over 200 funds. All of the funds that are members of Vanguard (other than funds of funds) share in the expenses associated with administrative services and business operations, such as personnel, office space, and equipment.

Vanguard Marketing Corporation provides marketing services to the funds. Although fund shareholders do not pay sales commissions or 12b-1 distribution fees, each fund (other than a fund of funds) or each share class of a fund (in the case of a fund with multiple share classes) pays its allocated share of the Vanguard funds' marketing costs.

#### Plain Talk About Vanguard's Unique Corporate Structure

Vanguard is owned jointly by the funds it oversees and thus indirectly by the shareholders in those funds. Most other mutual funds are operated by management companies that are owned by third parties—either public or private stockholders—and not by the funds they serve.

## Investment Advisor

Wellington Management Company LLP, 280 Congress Street, Boston, MA 02210, provides investment advisory services for the Portfolio. Wellington Management is a Delaware limited liability partnership and an investment counseling firm that provides investment services to investment companies, employee benefit plans, endowments, foundations, and other institutions. Wellington Management and its predecessor organizations have provided investment advisory services for over 80 years. Wellington Management is owned by the partners of Wellington Management Group LLP, a Massachusetts limited liability partnership. As of December 31, 2021, Wellington Management and its investment advisory affiliates had investment management authority with respect to approximately \$1.4 trillion in assets. The firm manages the Portfolio subject to the supervision and oversight of Vanguard and the Board.

The Portfolio pays the advisor a base fee plus or minus a performance adjustment. The base fee, which is paid quarterly, is a percentage of average daily net assets under management during the most recent fiscal quarter. The base fee has breakpoints, which means that the percentage declines as assets go up. The performance adjustment, also paid quarterly, is based on the cumulative total return of the Portfolio relative to that of the Composite Stock/Bond Index over the preceding 36-month period. The Index is a composite benchmark, weighted 65% in the S&P 500 Index and 35% in the Bloomberg U.S. Credit A or Better Bond Index. When the performance adjustment is positive, the Portfolio's expenses increase; when it is negative, expenses decrease.

For the fiscal year ended December 31, 2021, the advisory fee paid to Wellington Management represented an effective annual rate of 0.05% of the Portfolio's average net assets before a performance-based decrease of 0.01%.

Under the terms of an SEC exemption, the board of trustees of Vanguard Variable Insurance Funds may, without prior approval from shareholders, change the terms of an advisory agreement with a third-party investment advisor or hire a new third-party investment advisor—either as a replacement for an existing advisor or as an additional advisor. Any significant change in the Portfolio's advisory arrangements will be communicated to shareholders in writing. As the Portfolio's sponsor and overall manager, Vanguard may provide investment advisory services to the Portfolio at any time. Vanguard may also recommend to the board of trustees that an advisor be hired, terminated, or replaced or that the terms of an existing advisory agreement be revised. Vanguard Variable Insurance

Funds has filed an application seeking a similar SEC exemption with respect to investment advisors that are wholly owned subsidiaries of Vanguard. If the exemption is granted, the Portfolio may rely on the new SEC relief.

For a discussion of why the Board approved the Portfolio's investment advisory agreement, see the most recent semiannual report to shareholders covering the fiscal period ended June 30.

The managers primarily responsible for the day-to-day management of the Portfolio are:

**Loren L. Moran**, CFA, Senior Managing Director and Fixed Income Portfolio Manager of Wellington Management. She has worked in investment management since 2001, has been with Wellington Management since 2014, and has co-managed the fixed income portion of the Portfolio since 2017. Education: B.S., Georgetown University.

**Daniel J. Pozen**, Senior Managing Director and Equity Portfolio Manager of Wellington Management. He has worked in investment management since 1999, has been with Wellington Management since 2006, and has managed the stock portion of the Portfolio since 2019. Education: B.A., Williams College; M.B.A., Dartmouth College (Tuck).

The Portfolio's *Statement of Additional Information* provides information about each portfolio manager's compensation, other accounts under management, and ownership of shares of the Portfolio.

## Taxes

The Portfolio normally distributes its net investment income and net realized short-term or long-term capital gains, if any, to its shareholders, which are the insurance company separate accounts that fund your variable annuity or variable life insurance contract. From time to time, the Portfolio may also make distributions that are treated as a return of capital. The tax consequences to you of your investment in the Portfolio depend on the provisions of the annuity or life insurance contract through which you invest; please refer to the prospectus of such contract for more information.

The Portfolio intends to operate in such a manner that a separate account investing only in Portfolio shares will result in the variable annuity and variable life insurance contracts supported by that account receiving favorable tax treatment.

This favorable treatment means that you generally will not be taxed on Portfolio distributions or proceeds on dispositions of Portfolio shares received by the separate account funding your contract. In order to qualify for this favorable treatment, the insurance company separate accounts that invest in the Portfolio must satisfy certain requirements. If a Portfolio funding your contract does not meet such requirements, your contract could lose its favorable tax treatment and income and gain allocable to your contract could be taxable to you. Also, if the IRS were to determine that contract holders have an impermissible level of control over the investments funding their contracts, your contract could lose its favorable tax treatment and income and gain allocable to your contract could be taxable currently to you. Please see the Portfolio's *Statement of Additional Information* for more information.

## Share Price

Share price, also known as *net asset value* (NAV), is calculated as of the close of regular trading on the New York Stock Exchange (NYSE), generally 4 p.m., Eastern time, on each day that the NYSE is open for business (a business day). In the rare event the NYSE experiences unanticipated disruptions and is unavailable at the close of the trading day, NAVs will be calculated as of the close of regular trading on the Nasdaq (or another alternate exchange if the Nasdaq is unavailable, as determined at Vanguard's discretion), generally 4 p.m., Eastern time. The NAV per share is computed by dividing the total assets, minus liabilities, of the Portfolio by the number of Portfolio shares outstanding. On U.S. holidays or other days when the NYSE is closed, the NAV is not calculated, and the Portfolio does not sell or redeem shares. However, on those days the value of the Portfolio's assets may be affected to the extent that the Portfolio holds securities that change in value on those days (such as foreign securities that trade on foreign markets that are open).

Stocks held by a Vanguard portfolio are valued at their *market value* when reliable market quotations are readily available from the principal exchange or market on which they are traded. Such securities are generally valued at their official closing price, the last reported sales price, or if there were no sales that day, the mean between the closing bid and asking prices. Debt securities held by a Vanguard portfolio are valued based on information furnished by an independent pricing service or market quotations. When a portfolio determines that pricing-service information or market quotations either are not readily available or do not accurately reflect the value of a security, the security is priced at its *fair value* (the amount that the owner might reasonably expect to receive upon the current sale of the security).

The values of any foreign securities held by a portfolio are converted into U.S. dollars using an exchange rate obtained from an independent third party as of the close of regular trading on the NYSE. The values of any mutual fund shares, including institutional money market fund shares, held by a portfolio are based on the NAVs of the shares. The values of any ETF shares or closed-end fund shares held by a portfolio are based on the market value of the shares.

A portfolio also will use fair-value pricing if the value of a security it holds has been materially affected by events occurring before the portfolio's pricing time but after the close of the principal exchange or market on which the security is traded. This most commonly occurs with foreign securities, which may trade on foreign exchanges that close many hours before the portfolio's pricing time. Intervening events might be company-specific (e.g., earnings report, merger announcement) or country-specific or regional/global (e.g., natural disaster, economic or political news, act of terrorism, interest rate change). Intervening events include price movements in U.S. markets that exceed a specified threshold or that are otherwise deemed to affect the value of foreign securities.

Fair-value pricing may be used for domestic securities—for example, if (1) trading in a security is halted and does not resume before the portfolio's pricing time or a security does not trade in the course of a day and (2) the portfolio holds enough of the security that its price could affect the portfolio's NAV. A portfolio also may use fair-value pricing with respect to its fixed income securities on bond market holidays when the portfolio is open for business (such as Columbus Day and Veterans Day).

Fair-value prices are determined by Vanguard according to procedures adopted by the board of trustees. When fair-value pricing is employed, the prices of securities used by a portfolio to calculate the NAV may differ from quoted or published prices for the same securities.

The Portfolio's NAV is used to determine the unit value for the annuity or life insurance program through which you invest. For more information on unit values, please refer to the accompanying prospectus of the insurance company that offers your annuity or life insurance program.

## Financial Highlights

Financial highlights information is intended to help you understand a fund's performance for the past five years (or, if shorter, its period of operations). Certain information reflects financial results for a single fund share. Total return represents the rate that an investor would have earned or lost each period on an investment in a fund or share class (assuming reinvestment of all distributions). This information has been obtained from the financial statements audited by PricewaterhouseCoopers LLP, an independent registered public accounting firm, whose report, along with fund financial statements, is included in a fund's most recent annual report to shareholders. You may obtain a free copy of a fund's latest annual or semiannual report, which is available upon request.

Yields and total returns presented for the Portfolio are net of the Portfolio's operating expenses, but they do not take into account charges and expenses attributable to the annuity or life insurance program through which you invest. The expenses of the annuity or life insurance program reduce the returns and yields you ultimately receive, so you should bear those expenses in mind when evaluating the performance of the Portfolio and when comparing the yields and returns of the Portfolio with those of other mutual funds.

## Vanguard Balanced Portfolio

| For a Share Outstanding Throughout Each Period             | Year Ended December 31, |                |                |                |                |
|--|-------------------------|----------------|----------------|----------------|----------------|
|  | 2021                    | 2020           | 2019           | 2018           | 2017           |
| <b>Net Asset Value, Beginning of Period</b>                | <b>\$25.68</b>          | <b>\$24.94</b> | <b>\$22.20</b> | <b>\$24.80</b> | <b>\$23.03</b> |
| <b>Investment Operations</b>                               |                         |                |                |                |                |
| Net Investment Income <sup>1</sup>                         | .468                    | .526           | .623           | .626           | .582           |
| Net Realized and Unrealized Gain (Loss) on Investments     | 4.137                   | 1.692          | 4.105          | (1.414)        | 2.648          |
| Total from Investment Operations                           | 4.605                   | 2.218          | 4.728          | (.788)         | 3.230          |
| <b>Distributions</b>                                       |                         |                |                |                |                |
| Dividends from Net Investment Income                       | (.497)                  | (.666)         | (.660)         | (.582)         | (.567)         |
| Distributions from Realized Capital Gains                  | (1.378)                 | (.812)         | (1.328)        | (1.230)        | (.893)         |
| Total Distributions  | (1.875)                 | (1.478)        | (1.988)        | (1.812)        | (1.460)        |
| <b>Net Asset Value, End of Period</b>                      | <b>\$28.41</b>          | <b>\$25.68</b> | <b>\$24.94</b> | <b>\$22.20</b> | <b>\$24.80</b> |
| <b>Total Return</b>  | <b>19.02%</b>           | <b>10.68%</b>  | <b>22.48%</b>  | <b>-3.41%</b>  | <b>14.72%</b>  |
| <b>Ratios/Supplemental Data</b>                            |                         |                |                |                |                |
| Net Assets, End of Period (Millions)                       | \$3,787                 | \$3,346        | \$3,267        | \$2,708        | \$2,942        |
| Ratio of Total Expenses to Average Net Assets <sup>2</sup> | 0.20%                   | 0.20%          | 0.21%          | 0.21%          | 0.23%          |
| Ratio of Net Investment Income to Average Net Assets       | 1.76%                   | 2.24%          | 2.68%          | 2.67%          | 2.49%          |
| Portfolio Turnover Rate <sup>3</sup>                       | 33%                     | 49%            | 29%            | 36%            | 28%            |

1 Calculated based on average shares outstanding.

2 Includes performance-based investment advisory fee increases (decreases) of (0.01%), (0.01%), (0.00%), (0.00%), and (0.00%).

3 Includes 1%, 3%, 8%, 2%, and 0%, respectively, attributable to mortgage-dollar-roll activity.



## General Information

This Portfolio of Vanguard Variable Insurance Funds offers its shares to insurance companies to fund both annuity and life insurance contracts. Because of differences in tax treatment or other considerations, the best interests of various contract owners participating in the Portfolio might at some time be in conflict. The Board will monitor for any material conflicts and determine what action, if any, should be taken.

If the Board determines that continued offering of shares would be detrimental to the best interests of the Portfolio's shareholders, the Portfolio may suspend the offering of shares for a period of time. If the Board determines that a specific purchase acceptance would be detrimental to the best interests of the Portfolio's shareholders (for example, because of the size of the purchase request or a history of frequent trading by the investor), the Portfolio may reject such a purchase request.

If you wish to redeem money from the Portfolio, please refer to the instructions provided in the accompanying prospectus for the annuity or life insurance program. Shares of the Portfolio may be redeemed on any business day that the NYSE is open for trading. The redemption price of shares will be at the next-determined NAV per share. Redemption proceeds generally will be wired to the administrator within one business day following receipt of the redemption request, but no later than seven business days. Contract owners will receive their redemption checks from the administrator.

Under normal circumstances, the Portfolio typically expects to meet redemptions with positive cash flows. When this is not an option, the Portfolio seeks to maintain its risk exposure by selling a cross section of the Portfolio's holdings to meet redemptions, while also factoring in transaction costs. Additionally, the Portfolio may work with the insurance companies through which contract owners participate in the Portfolio to implement redemptions in a manner that is least disruptive to the portfolio.

Under certain circumstances, including under stressed market conditions, there are additional tools that the Portfolio may use in order to meet redemptions, including advancing the settlement of market trades with counterparties to match investor redemption payments or delaying settlement of an investor's transaction to match trade settlement within regulatory requirements. The Portfolio may also suspend payment of redemption proceeds for up to seven days. Additionally, under these unusual circumstances, the Portfolio may borrow money (subject to certain regulatory conditions and if available under board-approved procedures) through an interfund lending facility; through a bank line-of-credit, including a joint committed credit facility; or through an uncommitted line-of-credit from Vanguard in order to meet redemption requests.

The Portfolio may suspend the redemption right or postpone payment at times when the NYSE is closed or during any emergency circumstances, as determined by the SEC.

The exchange privilege (your ability to redeem shares from one Portfolio to purchase shares of another Portfolio) may be available to you through your contract. Although we make every effort to maintain the exchange privilege, Vanguard reserves the right to revise or terminate this privilege, limit the amount of an exchange, or reject any exchange, at any time, without notice.

If the Board determines that it would be detrimental to the best interests of the Portfolio's remaining shareholders to make payment in cash, the Portfolio may pay redemption proceeds, in whole or in part, by an in-kind distribution of readily marketable securities.

For certain categories of investors, the Portfolio has authorized one or more brokers to accept on its behalf purchase and redemption orders. The brokers are authorized to designate other intermediaries to accept purchase and redemption orders on the Portfolio's behalf. The Portfolio will be deemed to have received a purchase or redemption order when an authorized broker, or a broker's authorized designee, accepts the order in accordance with the Portfolio's instructions. In most cases, for these categories of investors, a contract owner's properly transmitted order will be priced at the Portfolio's next-determined NAV after the order is accepted by the authorized broker or the broker's designee. The contract owner should review the authorized broker's policies relating to trading in the Vanguard funds.

Please consult the Portfolio's *Statement of Additional Information* or our website for a description of the policies and procedures that govern disclosure of the Portfolio's portfolio holdings.

The Portfolio's Bylaws require, unless the Trust otherwise consents in writing, that the U.S. Federal District Courts be the sole and exclusive forum for the resolution of complaints under the Securities Act of 1933. This provision may limit a shareholder's ability to bring a claim in a different forum and may result in increased shareholder costs in pursuing such a claim.

## **Shareholder Rights**

The Portfolio's Agreement and Declaration of Trust, as amended, requires a shareholder bringing a derivative action on behalf of Vanguard Variable Insurance Funds (the Trust) that is subject to a pre-suit demand to collectively hold at least 10% of the outstanding shares of the Trust or at least 10% of the outstanding

shares of the series or class to which the demand relates and to undertake to reimburse the Trust for the expense of any counsel or advisors used when considering the merits of the demand in the event that the board of trustees determines not to bring such action. In each case, these requirements do not apply to claims arising under the federal securities laws to the extent that any such federal securities laws, rules, or regulations do not permit such application.

CFA® is a registered trademark owned by CFA Institute.

“Bloomberg®” and Bloomberg U.S. Credit A or Better Bond Index and Bloomberg U.S. Aggregate Bond Index (the Indices or Bloomberg Indices) are service marks of Bloomberg Finance L.P. and its affiliates, including Bloomberg Index Services Limited (“BISL”), the administrator of the Indices (collectively, “Bloomberg”), and have been licensed for use for certain purposes by Vanguard.

The Balanced Portfolio is not sponsored, endorsed, sold or promoted by Bloomberg. Bloomberg does not make any representation or warranty, express or implied, to the owners of or counterparties to the Balanced Portfolio or any member of the public regarding the advisability of investing in securities generally or in the Balanced Portfolio particularly. The only relationship of Bloomberg to Vanguard is the licensing of certain trademarks, trade names and service marks and of the Dow Jones U.S. Total Stock Market Float Adjusted Index, which is determined, composed and calculated by BISL without regard to Vanguard or the Balanced Portfolio. Bloomberg has no obligation to take the needs of Vanguard or the owners of the Balanced Portfolio into consideration in determining, composing or calculating the Dow Jones U.S. Total Stock Market Float Adjusted Index. Bloomberg is not responsible for and has not participated in the determination of the timing of, prices at, or quantities of the Balanced Portfolio to be issued. Bloomberg shall not have any obligation or liability, including, without limitation, to the Balanced Portfolio customers, in connection with the administration, marketing or trading of the Balanced Portfolio.

BLOOMBERG DOES NOT GUARANTEE THE ACCURACY AND/OR THE COMPLETENESS OF THE BLOOMBERG U.S. AGGREGATE BOND INDEX OR ANY DATA RELATED THERETO AND SHALL HAVE NO LIABILITY FOR ANY ERRORS, OMISSIONS OR INTERRUPTIONS THEREIN. BLOOMBERG DOES NOT MAKE ANY WARRANTY, EXPRESS OR IMPLIED, AS TO RESULTS TO BE OBTAINED BY VANGUARD, OWNERS OF THE BALANCED PORTFOLIO OR ANY OTHER PERSON OR ENTITY FROM THE USE OF THE BLOOMBERG U.S. AGGREGATE BOND INDEX OR ANY DATA RELATED THERETO. BLOOMBERG DOES NOT MAKE ANY EXPRESS OR IMPLIED WARRANTIES AND EXPRESSLY DISCLAIMS ALL WARRANTIES OF MERCHANTABILITY OR FITNESS FOR A PARTICULAR PURPOSE OR USE WITH RESPECT TO THE BLOOMBERG U.S. AGGREGATE BOND INDEX OR ANY DATA RELATED THERETO. WITHOUT LIMITING ANY OF THE FOREGOING, TO THE MAXIMUM EXTENT ALLOWED BY LAW, BLOOMBERG, ITS LICENSORS, AND ITS AND THEIR RESPECTIVE EMPLOYEES, CONTRACTORS, AGENTS, SUPPLIERS, AND VENDORS SHALL HAVE NO LIABILITY OR RESPONSIBILITY WHATSOEVER FOR ANY INJURY OR DAMAGES—WHETHER DIRECT, INDIRECT, CONSEQUENTIAL, INCIDENTAL, PUNITIVE OR OTHERWISE—ARISING IN CONNECTION WITH THE BALANCED PORTFOLIO OR BLOOMBERG U.S. AGGREGATE BOND INDEX OR ANY DATA OR VALUES RELATING THERETO—WHETHER ARISING FROM THEIR NEGLIGENCE OR OTHERWISE, EVEN IF NOTIFIED OF THE POSSIBILITY THEREOF.

# Glossary of Investment Terms

**Bloomberg U.S. Aggregate Bond Index.** An index that is the broadest measure of the taxable U.S. bond market, including most U.S. Treasury, agency, corporate, mortgage-backed, asset-backed, and international dollar-denominated issues, all with investment-grade ratings (rated Baa3 or above by Moody's) and maturities of 1 year or more.

**Bond.** A debt security (IOU) issued by a corporation, a government, or a government agency in exchange for the money the bondholder lends it. In most instances, the issuer agrees to pay back the loan by a specific date and generally to make regular interest payments until that date.

**Capital Gains Distributions.** Payments to portfolio shareholders of gains realized on securities that a portfolio has sold at a profit, minus any realized losses.

**Cash Equivalent Investments.** Cash deposits, short-term bank deposits, and money market instruments that include U.S. Treasury bills and notes, bank certificates of deposit (CDs), repurchase agreements, commercial paper, and banker's acceptances.

**Common Stock.** A security representing ownership rights in a corporation.

**Coupon Rate.** The interest rate paid by the issuer of a debt security until its maturity. It is expressed as an annual percentage of the face value of the security.

**Dividend Distributions.** Payments to portfolio shareholders of income from interest or dividends generated by a portfolio's investments.

**Dow Jones U.S. Total Stock Market Float Adjusted Index.** An index that represents the entire U.S. stock market and tracks more than 5,000 stocks, excluding shares of securities not available for public trading.

**Duration.** A measure of the sensitivity of bond—and bond portfolio—prices to interest rate movements. For example, if a bond has a duration of two years, its price would fall by approximately 2% when interest rates rise by 1%. On the other hand, the bond's price would rise by approximately 2% when interest rates fall by 1%.

**Expense Ratio.** A portfolio's total annual operating expenses expressed as a percentage of the portfolio's average net assets. The expense ratio includes management and administrative expenses, but it does not include the transaction costs of buying and selling portfolio securities.

**Face Value.** The amount to be paid at a bond's maturity; also known as the par value or principal.

**Fixed Income Security.** An investment, such as a bond, representing a debt that must be repaid by a specified date, and on which the borrower may pay a fixed, variable, or floating rate of interest.

**Inception Date.** The date on which the assets of a portfolio are first invested in accordance with the portfolio's investment objective. For portfolios with a subscription period, the inception date is the day after that period ends. Investment performance is generally measured from the inception date.

**Investment-Grade Bond.** A debt security whose credit quality is considered by independent bond rating agencies, or through independent analysis conducted by a portfolio's advisor, to be sufficient to ensure timely payment of principal and interest under current economic circumstances. Debt securities rated in one of the four highest rating categories are considered investment-grade. Other debt securities may be considered by an advisor to be investment-grade.

**Joint Committed Credit Facility.** The Portfolio participates, along with other funds managed by Vanguard, in a committed credit facility provided by a syndicate of lenders pursuant to a credit agreement that may be renewed annually; each Vanguard fund is individually liable for its borrowings, if any, under the credit facility. The amount and terms of the committed credit facility are subject to approval by the Portfolio's board of trustees and renegotiation with the lender syndicate on an annual basis.

**Median Market Capitalization.** An indicator of the size of companies in which a portfolio invests; the midpoint of market capitalization (market price x shares outstanding) of a portfolio's stocks, weighted by the proportion of the portfolio's assets invested in each stock. Stocks representing half of the portfolio's assets have market capitalizations above the median, and the rest are below it.

**Mutual Fund.** An investment company that pools the money of many people and invests it in a variety of securities in an effort to achieve a specific objective over time.

**New York Stock Exchange (NYSE).** A stock exchange based in New York City that is open for regular trading on business days, Monday through Friday, from 9:30 a.m. to 4 p.m., Eastern time.

**Principal.** The face value of a debt instrument or the amount of money put into an investment.

**Return of Capital.** A return of capital occurs when a portfolio's distributions exceed its earnings in a fiscal year. A return of capital is a return of all or part of your original investment or amounts paid in excess of your original investment in a portfolio. In general, a return of capital reduces your cost basis in a portfolio's shares and is not taxable to you until your cost basis has been reduced to zero.

**Securities.** Stocks, bonds, money market instruments, and other investments.

**Total Return.** A percentage change, over a specified time period, in a portfolio's net asset value, assuming the reinvestment of all distributions of dividends and capital gains.

**Volatility.** The fluctuations in value of a mutual fund or other security. The greater a portfolio's volatility, the wider the fluctuations in its returns.

**Yield.** Income (interest or dividends) earned by an investment, expressed as a percentage of the investment's price.



**Connect with Vanguard®** > [vanguard.com](https://vanguard.com)

#### **For More Information**

If you would like more information about Vanguard Variable Insurance Funds Balanced Portfolio, the following documents are available free upon request:

#### **Annual/Semiannual Reports to Shareholders**

Additional information about the Portfolio's investments is available in the Portfolio's annual and semiannual reports to shareholders. In the annual report, you will find a discussion of the market conditions and investment strategies that significantly affected the Portfolio's performance during its last fiscal year.

#### **Statement of Additional Information (SAI)**

The SAI provides more detailed information about the Portfolio and is incorporated by reference into (and thus legally a part of) this prospectus.

To receive a free copy of the latest annual or semiannual reports or the SAI, or to request additional information about the Portfolio or other Vanguard funds, please visit [vanguard.com](https://vanguard.com) or contact us as follows:

Telephone: 800-522-5555; Text telephone for people with hearing impairment: 800-749-7273

#### **Information Provided by the SEC**

Reports and other information about the Portfolio are available in the EDGAR database on the SEC's website at [sec.gov](https://sec.gov), or you can receive copies of this information, for a fee, by electronic request at the following email address: [publicinfo@sec.gov](mailto:publicinfo@sec.gov).

Portfolio's Investment Company Act file number: 811-05962





# Vanguard Variable Insurance Funds High Yield Bond Portfolio

May 2, 2022

Prospectus

This prospectus contains financial data for the Portfolio through the fiscal year ended December 31, 2021.

The Securities and Exchange Commission (SEC) has not approved or disapproved these securities or passed upon the adequacy of this prospectus. Any representation to the contrary is a criminal offense.

# Contents

|                            |    |                              |    |
|----------------------------|----|------------------------------|----|
| Portfolio Summary          | 1  | Financial Highlights         | 22 |
| More on the Portfolio      | 6  | General Information          | 23 |
| The Portfolio and Vanguard | 18 | Glossary of Investment Terms | 27 |
| Investment Advisor         | 18 |                              |    |
| Taxes                      | 20 |                              |    |
| Share Price                | 20 |                              |    |

# Portfolio Summary

## Investment Objective

The Portfolio seeks to provide a high level of current income.

## Fees and Expenses

The following table describes the fees and expenses you may pay if you buy, hold, and sell shares of the Portfolio. The expenses shown in the table and in the example that follows do not reflect additional fees and expenses associated with the annuity or life insurance program through which you invest. If those additional fees and expenses were included, overall expenses would be higher.

### Annual Portfolio Operating Expenses

(Expenses that you pay each year as a percentage of the value of your investment)

|   |       |
|---|-------|
| Management Fees                           | 0.24% |
| 12b-1 Distribution Fee                    | None  |
| Other Expenses                            | 0.02% |
| Total Annual Portfolio Operating Expenses | 0.26% |

### Example

The following example is intended to help you compare the cost of investing in the Portfolio with the cost of investing in other mutual funds. It illustrates the hypothetical expenses that you would incur over various periods if you were to invest \$10,000 in the Portfolio's shares. This example assumes that the Portfolio provides a return of 5% each year and that total annual portfolio operating expenses remain as stated in the preceding table. You would incur these hypothetical expenses whether or not you were to redeem your investment at the end of the given period. Although your actual costs may be higher or lower, based on these assumptions your costs would be:

| 1 Year | 3 Years | 5 Years | 10 Years |
|--------|---------|---------|----------|
| \$27   | \$84    | \$146   | \$331    |

### Portfolio Turnover

The Portfolio pays transaction costs, such as commissions, when it buys and sells securities (or "turns over" its portfolio). A higher portfolio turnover rate may indicate higher transaction costs. These costs, which are not reflected in annual portfolio operating expenses or in the previous expense example, reduce the Portfolio's performance. During the most recent fiscal year, the Portfolio's turnover rate was 30% of the average value of its portfolio.

## Principal Investment Strategies

The Portfolio invests primarily in a diversified group of high-yielding, higher-risk corporate bonds—commonly known as “junk bonds”—with medium- and lower-range credit quality ratings. Under normal circumstances, the Portfolio invests at least 80% of its assets in corporate bonds that are rated below Baa by Moody’s Investors Service, Inc. (Moody’s); have an equivalent rating by any other independent bond rating agency; or, if unrated, are determined to be of comparable quality by the Portfolio’s advisor.

The Portfolio may not invest more than 20% of its assets in any of the following, in the aggregate: bonds with credit ratings lower than B or the equivalent, convertible securities, preferred stocks, and fixed- and floating-rate loans of medium- to lower-range credit quality. The loans in which the Portfolio may invest will be rated Baa or below by Moody’s; have an equivalent rating by any other independent bond rating agency; or, if unrated, are determined to be of comparable quality by the Portfolio’s advisor. The Portfolio’s high-yield bonds and loans mostly have short- and intermediate-term maturities.

## Principal Risks

An investment in the Portfolio could lose money over short or long periods of time. You should expect the Portfolio’s share price and total return to fluctuate within a wide range. The Portfolio is subject to the following risks, which could affect the Portfolio’s performance, and the level of risk may vary based on market conditions:

- *Credit risk*, which is the chance that a bond or loan issuer will fail to pay interest or principal in a timely manner or that negative perceptions of the issuer’s ability to make such payments will cause the price of that bond or loan to decline. Credit risk should be high for the Portfolio because it invests primarily in junk bonds.
- *Income risk*, which is the chance that the Portfolio’s income will decline because of falling interest rates. Income risk should be moderate to high for the Portfolio, so investors should expect the Portfolio’s monthly income to fluctuate accordingly.
- *Call risk*, which is the chance that during periods of falling interest rates, issuers of callable bonds may call (redeem) securities with higher coupon rates or interest rates before their maturity dates. The Portfolio would then lose any price appreciation above the bond’s call price and would be forced to reinvest the unanticipated proceeds at lower interest rates, resulting in a decline in the Portfolio’s income. Such redemptions and subsequent reinvestments would also increase the Portfolio’s turnover rate. Call risk should be high for the Portfolio because of the high percentage of callable bonds.

- *Interest rate risk*, which is the chance that bond or loan prices overall will decline because of rising interest rates. Interest rate risk should be moderate for the Portfolio because it invests primarily in short- and intermediate-term bonds, whose prices are less sensitive to interest rate changes than are the prices of long-term bonds.
- *Liquidity risk*, which is the chance that the Portfolio may not be able to sell a security in a timely manner at a desired price.
- *Extension risk*, which is the chance that during periods of rising interest rates, certain debt securities will be paid off substantially more slowly than originally anticipated, and the value of those securities may fall. Extension risk should be low to moderate for the Portfolio.
- *Manager risk*, which is the chance that poor security selection will cause the Portfolio to underperform relevant benchmarks or other funds with a similar investment objective. In addition, significant investment in the communication sector subjects the Portfolio to proportionately higher exposure to the risks of this sector.

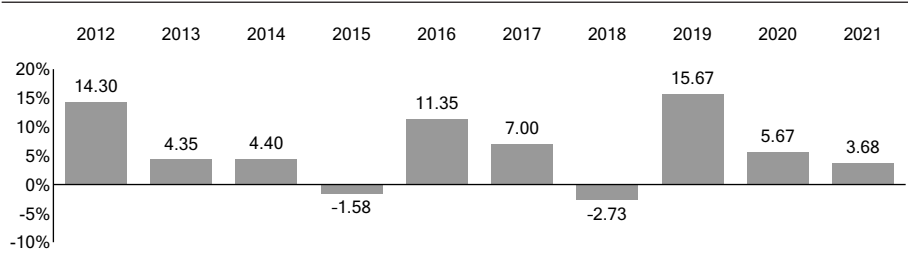
**Because of the speculative nature of junk bonds, you should carefully consider the risks associated with this Portfolio.**

**An investment in the Portfolio is not a deposit of a bank and is not insured or guaranteed by the Federal Deposit Insurance Corporation or any other government agency.**

### **Annual Total Returns**

The following bar chart and table are intended to help you understand the risks of investing in the Portfolio. The bar chart shows how the performance of the Portfolio has varied from one calendar year to another over the periods shown. The table shows how the average annual total returns of the Portfolio compare with those of a relevant market index and a composite index, which have investment characteristics similar to those of the Portfolio. The High-Yield Corporate Composite Index is weighted 95% in the Bloomberg U.S. High Yield Ba/B 2% Issuer Capped Index and 5% in the Bloomberg U.S. 1–5 Year Treasury Bond Index. The Portfolio's returns are net of its expenses but do not reflect additional fees and expenses that are deducted by the annuity or life insurance program through which you invest. If such fees and expenses were included in the calculation of the Portfolio's returns, the returns would be lower. Keep in mind that the Portfolio's past performance does not indicate how the Portfolio will perform in the future. Updated performance information is available on our website for Financial Advisors at [advisors.vanguard.com](https://advisors.vanguard.com) or by calling Vanguard toll-free at 800-522-5555.

Annual Total Returns — High Yield Bond Portfolio



During the periods shown in the bar chart, the highest and lowest returns for a calendar quarter were:

|         | Total Return | Quarter        |
|---------|--------------|----------------|
| Highest | 8.45%        | June 30, 2020  |
| Lowest  | -10.73%      | March 31, 2020 |

Average Annual Total Returns for Periods Ended December 31, 2021

|  | 1 Year | 5 Years | 10 Years |
|--|--------|---------|----------|
| High Yield Bond Portfolio  | 3.68%  | 5.69%   | 6.05%    |
| Bloomberg U.S. Corporate High Yield Bond Index<br>(reflects no deduction for fees, expenses, or taxes) | 5.28%  | 6.30%   | 6.83%    |
| High-Yield Corporate Composite Index<br>(reflects no deduction for fees, expenses, or taxes)           | 4.35   | 6.14    | 6.41     |

Investment Advisor

Wellington Management Company LLP (Wellington Management)

Portfolio Manager

Michael L. Hong, CFA, Senior Managing Director and Fixed Income Portfolio Manager of Wellington Management. He has managed the Portfolio since 2008.


**Tax Information**

The Portfolio normally distributes its net investment income and net realized capital gains, if any, to its shareholders, which are the insurance company separate accounts that sponsor your variable annuity or variable life insurance contract. The tax consequences to you of your investment in the Portfolio depend on the provisions of the annuity or life insurance contract through which you invest. For more information on taxes, please refer to the prospectus of the annuity or life insurance contract through which Portfolio shares are offered.

**Payments to Financial Intermediaries**

The Portfolio and its investment advisor do not pay financial intermediaries for sales of Portfolio shares.

## More on the Portfolio

This prospectus describes the principal risks you would face as an investor in this Portfolio. It is important to keep in mind one of the main principles of investing: generally, the higher the risk of losing money, the higher the potential reward. The reverse, also, is generally true: the lower the risk, the lower the potential reward. As you consider an investment in any mutual fund, you should take into account your personal tolerance for fluctuations in the securities markets. Look for this  symbol throughout the prospectus. It is used to mark detailed information about the more significant risks that you would confront as a Portfolio investor. To highlight terms and concepts important to mutual fund investors, we have provided Plain Talk<sup>®</sup> explanations along the way. Reading the prospectus will help you decide whether the Portfolio is the right investment for you. We suggest that you keep this prospectus for future reference.

### **A Note About Vanguard Variable Insurance Funds**

The High Yield Bond Portfolio of Vanguard Variable Insurance Funds is a mutual fund used solely as an investment option for annuity or life insurance contracts offered by insurance companies. This means that you cannot purchase shares of the Portfolio directly, but only through a contract offered by an insurance company.

The High Yield Bond Portfolio is separate from other Vanguard mutual funds, even when the Portfolio and a fund have the same investment objective and advisor. The Portfolio's investment performance will differ from the performance of other Vanguard funds because of differences in the securities held and because of administrative and insurance costs associated with the annuity or life insurance program through which you invest.

#### Plain Talk About Costs of Investing

Costs are an important consideration in choosing a mutual fund. That is because you, as a contract owner, pay a proportionate share of the costs of operating a fund and any transaction costs incurred when the fund buys or sells securities. These costs can erode a substantial portion of the gross income or the capital appreciation a fund achieves. Even seemingly small differences in expenses can, over time, have a dramatic effect on a fund's performance.

The following sections explain the principal investment strategies and policies that the Portfolio uses in pursuit of its investment objective. The board of trustees of Vanguard Variable Insurance Funds (the Board), which oversees the Portfolio's management, may change investment strategies or policies in the



interest of shareholders without a shareholder vote, unless those strategies or policies are designated as fundamental. The Portfolio may change its 80% policy only upon 60 days' notice to shareholders.

## Market Exposure

The Portfolio invests primarily in a diversified mix of high-yielding, higher-risk corporate bonds—commonly known as “junk bonds”—with medium- and lower-range credit quality ratings. The Portfolio also invests in fixed- and floating-rate loans of medium- to lower-range credit quality. The Portfolio's high-yield bonds and loans mostly have short- and intermediate-term maturities. As a result of this investment strategy, the Portfolio is subject to certain risks.

### Plain Talk About High-Yield Bonds

High-yield bonds, or “junk bonds,” are issued by companies or other entities whose ability to pay interest and principal on the debt in a timely manner is considered questionable. Such bonds are rated “below investment-grade” by independent rating agencies and are considered speculative. Because they have greater credit risk than investment-grade bonds, similar maturity high-yield bonds typically must pay more interest to attract investors. Some high-yield bonds are issued by smaller, less-seasoned companies, while others are issued as part of a corporate restructuring, such as an acquisition, a merger, or a leveraged buyout. Some high-yield bonds were once rated as investment-grade but have been downgraded to junk bond status because of financial difficulties experienced by their issuers. Conversely, an issuer's improving financial condition may result in an upgrading of its junk bonds to investment-grade status.



*Because of its significant investments in junk bonds and loans, the Portfolio is subject to high credit risk, which is the chance that a bond or loan issuer will fail to pay interest or principal in a timely manner or that negative perceptions of the issuer's ability to make such payments will cause the price of that bond or loan to decline.*

For more information about credit risk, see *Security Selection*.



*The Portfolio is subject to interest rate risk, which is the chance that bond or loan prices overall will decline because of rising interest rates. Interest rate risk should be moderate for the Portfolio because it invests primarily in short- and intermediate-term bonds, whose prices are less sensitive to interest rate changes than are the prices of long-term bonds.*

In general, interest rate fluctuations widen as a bond portfolio’s average maturity lengthens. The Portfolio is expected to have a moderate level of interest rate risk because its holdings have short- and intermediate-term average maturity.

Although fixed income securities (commonly referred to as bonds) are often thought to be less risky than stocks, there have been periods when bond prices have fallen significantly because of rising interest rates. For instance, prices of long-term bonds fell by almost 48% between December 1976 and September 1981.

To illustrate the relationship between bond prices and interest rates, the following table shows the effect of a 1% and a 2% change (both up and down) in interest rates on the values of three noncallable bonds (i.e., bonds that cannot be redeemed by the issuer) of different maturities, each with a face value of \$1,000.

How Interest Rate Changes Affect the Value of a \$1,000 Bond<sup>1</sup>

| Type of Bond (Maturity)      | After a 1%<br>Increase | After a 1%<br>Decrease | After a 2%<br>Increase | After a 2%<br>Decrease |
|------------------------------|------------------------|------------------------|------------------------|------------------------|
| Short-Term (2.5 years)       | \$977                  | \$1,024                | \$954                  | \$1,049                |
| Intermediate-Term (10 years) | 922                    | 1,086                  | 851                    | 1,180                  |
| Long-Term (20 years)         | 874                    | 1,150                  | 769                    | 1,328                  |

<sup>1</sup> Assuming a 4% coupon rate.

These figures are for illustration only; you should not regard them as an indication of future performance of the bond market as a whole or the Portfolio in particular.

## Plain Talk About Bonds and Interest Rates

As a rule, when interest rates rise, bond prices fall. The opposite is also true: Bond prices go up when interest rates fall. Why do bond prices and interest rates move in opposite directions? Let's assume that you hold a bond offering a 4% yield. A year later, interest rates are on the rise and bonds of comparable quality and maturity are offered with a 5% yield. With higher-yielding bonds available, you would have trouble selling your 4% bond for the price you paid—you would probably have to lower your asking price. On the other hand, if interest rates were falling and 3% bonds were being offered, you should be able to sell your 4% bond for more than you paid.

*How mortgage-backed securities are different:* In general, declining interest rates will not lift the prices of mortgage-backed securities—such as those guaranteed by the Government National Mortgage Association—as much as the prices of comparable bonds. Why? Because when interest rates fall, the bond market tends to discount the prices of mortgage-backed securities for prepayment risk—the possibility that homeowners will refinance their mortgages at lower rates and cause the bonds to be paid off prior to maturity. In part to compensate for this prepayment possibility, mortgage-backed securities tend to offer higher yields than other bonds of comparable credit quality and maturity. In contrast, when interest rates rise, prepayments tend to slow down, subjecting mortgage-backed securities to extension risk—the possibility that homeowners will repay their mortgages at slower rates. This will lengthen the duration or average life of mortgage-backed securities held by a fund and delay the fund's ability to reinvest proceeds at higher interest rates, making the fund more sensitive to changes in interest rates.



***The Portfolio is subject to income risk, which is the chance that the Portfolio's income will decline because of falling interest rates. A portfolio's income declines when interest rates fall because the portfolio then must invest new cash flow and cash from maturing bonds in lower-yielding bonds.***

In general, income risk is higher for short-term bond funds and lower for long-term bond funds. Accordingly, the Portfolio should have a moderate to high level of income risk

## Plain Talk About Bond Maturities

A bond is issued with a specific maturity date—the date when the issuer must pay back the bond's principal (face value). Bond maturities range from less than 1 year to more than 30 years. Typically, the longer a bond's maturity, the more price risk you, as a bond investor, will face as interest rates rise—but also the higher the potential yield you could receive. Longer-term bonds are generally more suitable for investors willing to take a greater risk of price fluctuations to get higher and more stable interest income. Shorter-term bond investors should be willing to accept lower yields and greater income variability in return for less fluctuation in the value of their investment. The stated maturity of a bond may differ from the effective maturity of a bond, which takes into consideration that an action such as a call or refunding may cause bonds to be repaid before their stated maturity dates.

Although falling interest rates tend to strengthen bond prices, they can cause other problems for bond investors—bond calls and prepayments.

The Portfolio is subject to prepayment risk on fixed- and floating-rate loans, which is the chance that during periods of falling interest rates, issuers of loans may prepay the loan principal before its maturity date. The Portfolio would then lose potential price appreciation and would be forced to reinvest the unanticipated proceeds at lower interest rates, resulting in a decline in the Portfolio's income.



*The Portfolio is subject to call risk, which is the chance that during periods of falling interest rates, issuers of callable bonds may call (redeem) securities with higher coupon rates or interest rates before their maturity dates. The Portfolio would then lose any price appreciation above the bond's call price and would be forced to reinvest the unanticipated proceeds at lower interest rates, resulting in a decline in the Portfolio's income. Such redemptions and subsequent reinvestments would also increase the Portfolio's turnover rate. Call risk should be high for the Portfolio because of the high percentage of callable bonds.*



*The Portfolio is subject to extension risk, which is the chance that during periods of rising interest rates, certain debt securities will be paid off substantially more slowly than originally anticipated, and the value of those securities may fall. Extension risk should be low to moderate for the Portfolio.*

## Plain Talk About Callable Bonds

Although bonds are issued with clearly defined maturities, in some cases the bond issuer has a right to call in (redeem) the bond earlier than its maturity date. When a bond is called, the bondholder may have to replace it with another bond with a lower yield than the original bond. One way for bond investors to protect themselves against call risk is to purchase a bond early in its lifetime, long before its call date. Another way is to buy bonds with lower coupon rates or interest rates, which make them less likely to be called.

Market disruptions can adversely affect local and global markets as well as normal market conditions and operations. Any such disruptions could have an adverse impact on the value of the Portfolio's investments and Portfolio performance.

## Security Selection

The Portfolio may invest up to 10% of its assets in trust-preferred securities, which are preferred securities issued by a special purpose trust that holds subordinated debt of the trust's corporate parent. The interest received by the trust from the debt issued by the corporate parent is distributed to the holders of the trust-preferred securities. A trust-preferred security has characteristics of both a debt security and an equity security and generally will have the same risks as these types of securities, including market, credit, interest rate, and call risks. Trust-preferred securities typically are subordinated to the bonds and other obligations of the parent company and, therefore, may be subject to greater credit risk than such bonds and obligations.

The Portfolio may invest up to 20% of its assets in government securities and/or bonds that are rated Baa or above by Moody's; have an equivalent rating by any other independent bond rating agency; or, if unrated, are determined to be of comparable quality by the Portfolio's advisor. These are commonly referred to as investment-grade securities.

The Portfolio will only invest in bonds and loans that, at the time of initial investment, are rated Caa or above by Moody's; have an equivalent rating by any other independent bond rating agency; or, if unrated, are determined to be of comparable quality by the Portfolio's advisor. However, the Portfolio may continue to hold bonds that have been downgraded, even if they would no longer be eligible for purchase by the Portfolio.

## Plain Talk About Credit Quality

A bond's credit quality rating is an assessment of the issuer's ability to pay interest on the bond and, ultimately, to repay the principal. The lower the credit quality, the greater the perceived chance that the bond issuer will default, or fail to meet its payment obligations. All things being equal, the lower a bond's credit quality, the higher its yield should be to compensate investors for assuming additional risk.

Credit risk is expected to be high for the Portfolio because it invests primarily in bonds with medium- and lower-range credit quality ratings.

Credit quality in the high-yield bond market can change suddenly and unexpectedly, and even recently issued credit ratings may not fully reflect the actual risks posed by a particular high-yield bond. For these reasons, it is the Portfolio's policy not to rely primarily on ratings issued by established credit rating agencies but to use these ratings in conjunction with the advisor's own independent and ongoing review of credit quality.

The Portfolio's advisor selects bonds on a company-by-company basis, emphasizing fundamental research and a long-term investment horizon. The analysis focuses on the nature of a company's business, its strategy, and the quality of its management. Based on this analysis, the advisor looks for companies whose prospects are stable or improving and whose bonds offer an attractive yield. Companies with improving prospects are normally more attractive because they offer better assurance of debt repayment and greater potential for capital appreciation.



***The Portfolio is subject to manager risk, which is the chance that poor security selection will cause the Portfolio to underperform relevant benchmarks or other funds with a similar investment objective. In addition, significant investment in the communication sector subjects the Portfolio to proportionately higher exposure to the risks of this sector.***

As of December 31, 2021, the Portfolio's holdings had the following credit quality characteristics:

| Credit Quality | Percentage of Portfolio's Net Assets <sup>1</sup> |
|----------------|---|
| Baa            | 4.2%  |
| Ba             | 56.1  |
| B              | 28.7  |
| Caa            | 6.4   |
| Ca             | 0.1   |
| C              | 0.2   |
| Not Rated      | 0.7   |

<sup>1</sup> Due to rounding and/or temporary cash investments, the total percentage may not be equal to 100%.

Bonds that are rated below Baa by Moody's or have an equivalent rating, such as those held by the Portfolio, are classified as non-investment-grade. These bonds carry a high degree of risk and are considered speculative by the major rating agencies. Because of the speculative nature of junk bonds, you should carefully consider the risks associated with the Portfolio before you purchase shares.

To minimize credit risk, the Portfolio normally diversifies its holdings among debt of at least 100 issuers, representing many industries. As of December 31, 2021, the Portfolio held debt of 248 issuers. This diversification should lessen the negative impact to the Portfolio of a particular issuer's failure to pay either principal or interest.



***The Portfolio is subject to liquidity risk, which is the chance that the Portfolio may not be able to sell a security in a timely manner at a desired price.***

Corporate bonds and loans are traded among dealers and brokers that connect buyers with sellers. Liquidity in the corporate bond and loan markets may be challenged depending on overall economic conditions and credit tightening. There may be little trading in the secondary market for particular bonds, loans, and other debt securities, which may make them more difficult to value or sell.

The Portfolio may also enter into mortgage-dollar-roll transactions, in which the Portfolio sells mortgage-backed securities to a dealer and simultaneously agrees to purchase similar securities in the future at a predetermined price. These transactions simulate an investment in mortgage-backed securities and have the potential to enhance the Portfolio's returns and reduce its administrative burdens, compared with holding mortgage-backed securities directly. These

transactions may increase the Portfolio's turnover rate. Mortgage dollar rolls will be used only to the extent that they are consistent with the Portfolio's investment objective and risk profile.

Although it has no present plans to do so, the Portfolio may invest up to 5% of its assets in non-cash-flow-producing high-yield bonds, such as zero-coupon bonds (which pay interest only at maturity) or payment-in-kind bonds (which pay interest in the form of additional securities).

### **Other Investment Policies and Risks**

In addition to investing in junk bonds, the Portfolio may make other kinds of investments to achieve its investment objective.

The Portfolio may invest in international U.S. dollar-denominated bonds issued by foreign governments, government agencies, and companies. To the extent that the Portfolio owns foreign bonds, it is subject to *country risk*, which is the chance that world events—such as political upheaval, financial troubles, or natural disasters—will adversely affect the value and/or liquidity of securities issued by governments, government agencies, and companies in foreign countries. Because the bond's value is designated in dollars rather than in the currency of the issuer's country, the Portfolio is not exposed to currency risk; rather, the issuer assumes the risk, usually to attract U.S. investors.

The Portfolio may invest in foreign currency bonds, which are bonds denominated in the local currency of a non-U.S. country and issued by foreign governments, government agencies, and companies. To the extent that the Portfolio owns foreign currency bonds, it intends to hedge its foreign currency exposure to those bonds back to the U.S. dollar. In addition to country risk, the Portfolio is subject to *currency hedging risk*. Currency hedging risk is the chance that the currency hedging transactions entered into by the Portfolio may not perfectly offset the Portfolio's foreign currency exposure.

The Portfolio may enter into foreign currency exchange forward contracts, which are a type of derivative. A foreign currency exchange forward contract is an agreement to buy or sell a currency at a specific price on a specific date, usually 30, 60, or 90 days in the future. In other words, the contract guarantees an exchange rate on a given date. Advisors of portfolios that invest in foreign securities can use these contracts to guard against unfavorable changes in currency exchange rates. These contracts, however, would not prevent the Portfolio's securities from falling in value as a result of risks other than unfavorable currency exchange movements.



The Portfolio may invest, to a limited extent, in derivatives. Generally speaking, a derivative is a financial contract whose value is based on the value of a financial asset (such as a stock, a bond, or a currency), a physical asset (such as gold, oil, or wheat), a market index, or a reference rate. Investments in derivatives may subject the Portfolio to risks different from, and possibly greater than, those of the underlying securities or assets.

The Portfolio may invest in fixed income futures contracts, fixed income options, interest rate swaps, total return swaps, credit default swaps, currency swaps, foreign currency exchange forwards, or other derivatives only if the expected risks and rewards of the derivatives are consistent with the investment objective, policies, strategies, and risks of the Portfolio as disclosed in this prospectus. The advisor will not use derivatives to change the risk exposure of the Portfolio. In particular, derivatives will be used for the portfolio only when they may help the advisor to accomplish one or more of the following:

- Invest in eligible asset classes with greater efficiency and lower cost than is possible through direct investment.
- Add value when these instruments are attractively priced.
- Hedge foreign currency exposure or hedge foreign interest rate exposure, adjust the overall credit risk of the Portfolio, or actively overweight or underweight credit risk to specific bond issuers.
- Adjust sensitivity to changes in interest rates.

The Portfolio will not use derivatives for speculation or for the purpose of leveraging (magnifying) investment returns.

### Plain Talk About Derivatives

Derivatives can take many forms. Some forms of derivatives—such as exchange-traded futures and options on securities, commodities, or indexes—have been trading on regulated exchanges for decades. These types of derivatives are standardized contracts that can easily be bought and sold and whose market values are determined and published daily. On the other hand, non-exchange-traded derivatives—such as certain swap agreements and foreign currency exchange forward contracts—tend to be more specialized or complex and may be more difficult to accurately value.

## **Cash Management**

The Portfolio's daily cash balance may be invested in Vanguard Market Liquidity Fund and/or Vanguard Municipal Cash Management Fund (each, a CMT Fund), which are low-cost money market funds. When investing in a CMT Fund, the Portfolio bears its proportionate share of the expenses of the CMT Fund in which it invests. Vanguard receives no additional revenue from Portfolio assets invested in a CMT Fund.

## **Temporary Investment Measures**

The Portfolio may temporarily depart from its normal investment policies and strategies when the advisor believes that doing so is in the Portfolio's best interest, so long as the strategy or policy employed is consistent with the Portfolio's investment objective. For instance, the Portfolio may invest beyond its normal limits in derivatives or exchange-traded funds that are consistent with the Portfolio's investment objective when those instruments are more favorably priced or provide needed liquidity, as might be the case if the Portfolio is transitioning assets from one advisor to another or receives large cash flows that it cannot prudently invest immediately.

In addition, the Portfolio may take temporary defensive positions that are inconsistent with its normal investment policies and strategies—for instance, by allocating substantial assets to cash equivalent investments or other less volatile instruments—in response to adverse or unusual market, economic, political, or other conditions. In doing so, the Portfolio may succeed in avoiding losses but may otherwise fail to achieve its investment objective.

## **Frequent Trading or Market-Timing**

**Background.** Some investors try to profit from strategies involving frequent trading of mutual fund shares, such as market-timing. For funds holding foreign securities, investors may try to take advantage of an anticipated difference between the price of the fund's shares and price movements in overseas markets, a practice also known as time-zone arbitrage. Investors also may try to engage in frequent trading of funds holding investments such as small-cap stocks and high-yield bonds. As money is shifted into and out of a fund by an investor engaging in frequent trading, the fund incurs costs for buying and selling securities, resulting in increased brokerage and administrative costs. These costs are borne by *all* fund investors, including the long-term investors who do not generate the costs. In addition, frequent trading may interfere with an advisor's ability to efficiently manage the fund.

**Policies to address frequent trading.** The Vanguard funds (other than money market funds and short-term bond funds, but including Vanguard Short-Term Inflation-Protected Securities Index Fund) do not knowingly accommodate

frequent trading. The board of trustees of each Vanguard fund (other than money market funds and short-term bond funds, but including Vanguard Short-Term Inflation-Protected Securities Index Fund) has adopted policies and procedures reasonably designed to detect and discourage frequent trading and, in some cases, to compensate the fund for the costs associated with it. These policies and procedures do not apply to ETF Shares because frequent trading in ETF Shares generally does not disrupt portfolio management or otherwise harm fund investors. Although there is no assurance that Vanguard will be able to detect or prevent frequent trading or market-timing in all circumstances, the following policies have been adopted to address these issues:

- Each Vanguard fund reserves the right to reject any purchase request—including exchanges from other Vanguard funds—without notice and regardless of size. For example, a purchase request could be rejected because the investor has a history of frequent trading or if Vanguard determines that such purchase may negatively affect a fund's operation or performance.
- Certain Vanguard funds charge investors purchase and/or redemption fees on transactions.

You may purchase or sell Portfolio shares through a contract offered by an insurance company. When insurance companies establish omnibus accounts in the Portfolio for their clients, we cannot monitor the individual clients' trading activity. However, we review trading activity at the omnibus account level, and we look for activity that may indicate potential frequent trading or market-timing. If we detect suspicious trading activity, we will seek the assistance of the insurance company to investigate that trading activity and take appropriate action, including prohibiting additional purchases of Portfolio shares by a client. Insurance companies may apply frequent-trading policies that differ from one another. Please read the insurance company contract and program materials carefully to learn of any rules or fees that may apply.

**See the accompanying prospectus for the annuity or insurance program through which Portfolio shares are offered for further details on transaction policies.**

The Portfolio, in determining its net asset value, will use fair-value pricing when appropriate, as described in the *Share Price* section. Fair-value pricing may reduce or eliminate the profitability of certain frequent-trading strategies.

**Do not invest with Vanguard if you are a market-timer.**

## Turnover Rate

A mutual fund's turnover rate is a measure of its trading activity. The Portfolio may sell securities regardless of how long they have been held. The historical turnover rates for the Portfolio can be found in the **Financial Highlights** section of this prospectus. A turnover rate of 100%, for example, would mean that the Portfolio had sold and replaced securities valued at 100% of its net assets within a one-year period. In general, the greater the turnover rate, the greater the impact transaction costs will have on a fund's return. Also, funds with high turnover rates may be more likely to generate capital gains, including short-term capital gains, that must be distributed to shareholders and will be taxable to shareholders investing through a taxable account.

## The Portfolio and Vanguard

The Portfolio is a member of The Vanguard Group, Inc. (Vanguard), a family of over 200 funds. All of the funds that are members of Vanguard (other than funds of funds) share in the expenses associated with administrative services and business operations, such as personnel, office space, and equipment.

Vanguard Marketing Corporation provides marketing services to the funds. Although fund shareholders do not pay sales commissions or 12b-1 distribution fees, each fund (other than a fund of funds) or each share class of a fund (in the case of a fund with multiple share classes) pays its allocated share of the Vanguard funds' marketing costs.

### Plain Talk About Vanguard's Unique Corporate Structure

Vanguard is owned jointly by the funds it oversees and thus indirectly by the shareholders in those funds. Most other mutual funds are operated by management companies that are owned by third parties—either public or private stockholders—and not by the funds they serve.

## Investment Advisor

Wellington Management Company LLP, 280 Congress Street, Boston, MA 02210, provides investment advisory services for the Portfolio. Wellington Management is a Delaware limited liability partnership and an investment counseling firm that provides investment services to investment companies, employee benefit plans, endowments, foundations, and other institutions. Wellington Management and its predecessor organizations have provided

investment advisory services for over 80 years. Wellington Management is owned by the partners of Wellington Management Group LLP, a Massachusetts limited liability partnership. As of December 31, 2021, Wellington Management and its investment advisory affiliates had investment management authority with respect to approximately \$1.4 trillion in assets. The firm manages the Portfolio subject to the supervision and oversight of Vanguard and the Board.

Wellington Management's advisory fee is paid quarterly and is a percentage of average daily net assets under management during the most recent fiscal quarter.

For the fiscal year ended December 31, 2021, the advisory fee paid to Wellington Management represented an effective annual rate of 0.06% of the Portfolio's average net assets.

Under the terms of an SEC exemption, the board of trustees of Vanguard Variable Insurance Funds may, without prior approval from shareholders, change the terms of an advisory agreement with a third-party investment advisor or hire a new third-party investment advisor—either as a replacement for an existing advisor or as an additional advisor. Any significant change in the Portfolio's advisory arrangements will be communicated to shareholders in writing. As the Portfolio's sponsor and overall manager, Vanguard may provide investment advisory services to the Portfolio at any time. Vanguard may also recommend to the board of trustees that an advisor be hired, terminated, or replaced or that the terms of an existing advisory agreement be revised. Vanguard Variable Insurance Funds has filed an application seeking a similar SEC exemption with respect to investment advisors that are wholly owned subsidiaries of Vanguard. If the exemption is granted, the Portfolio may rely on the new SEC relief.

For a discussion of why the Board approved the Portfolio's investment advisory agreement, see the most recent semiannual report to shareholders covering the fiscal period ended June 30.

The manager primarily responsible for the day-to-day management of the Portfolio is:

**Michael L. Hong**, CFA, Senior Managing Director and Fixed Income Portfolio Manager of Wellington Management. He has worked in investment management with Wellington Management since 1997 and has managed the Portfolio since 2008. Education: A.B., Harvard College.

The Portfolio's *Statement of Additional Information* provides information about the portfolio manager's compensation, other accounts under management, and ownership of shares of the Portfolio.

## Taxes

The Portfolio normally distributes its net investment income and net realized short-term or long-term capital gains, if any, to its shareholders, which are the insurance company separate accounts that fund your variable annuity or variable life insurance contract. From time to time, the Portfolio may also make distributions that are treated as a return of capital. The tax consequences to you of your investment in the Portfolio depend on the provisions of the annuity or life insurance contract through which you invest; please refer to the prospectus of such contract for more information.

The Portfolio intends to operate in such a manner that a separate account investing only in Portfolio shares will result in the variable annuity and variable life insurance contracts supported by that account receiving favorable tax treatment. This favorable treatment means that you generally will not be taxed on Portfolio distributions or proceeds on dispositions of Portfolio shares received by the separate account funding your contract. In order to qualify for this favorable treatment, the insurance company separate accounts that invest in the Portfolio must satisfy certain requirements. If a Portfolio funding your contract does not meet such requirements, your contract could lose its favorable tax treatment and income and gain allocable to your contract could be taxable to you. Also, if the IRS were to determine that contract holders have an impermissible level of control over the investments funding their contracts, your contract could lose its favorable tax treatment and income and gain allocable to your contract could be taxable currently to you. Please see the Portfolio's *Statement of Additional Information* for more information.

## Share Price

Share price, also known as *net asset value* (NAV), is calculated as of the close of regular trading on the New York Stock Exchange (NYSE), generally 4 p.m., Eastern time, on each day that the NYSE is open for business (a business day). In the rare event the NYSE experiences unanticipated disruptions and is unavailable at the close of the trading day, NAVs will be calculated as of the close of regular trading on the Nasdaq (or another alternate exchange if the Nasdaq is unavailable, as determined at Vanguard's discretion), generally 4 p.m., Eastern time. The NAV per share is computed by dividing the total assets, minus

liabilities, of the Portfolio by the number of Portfolio shares outstanding. On U.S. holidays or other days when the NYSE is closed, the NAV is not calculated, and the Portfolio does not sell or redeem shares. However, on those days the value of the Portfolio's assets may be affected to the extent that the Portfolio holds securities that change in value on those days (such as foreign securities that trade on foreign markets that are open).

Debt securities held by a Vanguard portfolio are valued based on information furnished by an independent pricing service or market quotations. When a portfolio determines that pricing-service information or market quotations either are not readily available or do not accurately reflect the value of a security, the security is priced at its *fair value* (the amount that the owner might reasonably expect to receive upon the current sale of the security).

The values of any foreign securities held by a portfolio are converted into U.S. dollars using an exchange rate obtained from an independent third party as of the close of regular trading on the NYSE. The values of any mutual fund shares, including institutional money market fund shares, held by a portfolio are based on the NAVs of the shares. The values of any ETF shares or closed-end fund shares held by a portfolio are based on the market value of the shares.

A portfolio also may use fair-value pricing on bond market holidays when the portfolio is open for business (such as Columbus Day and Veterans Day). Fair-value prices are determined by Vanguard according to procedures adopted by the board of trustees. When fair-value pricing is employed, the prices of securities used by a portfolio to calculate the NAV may differ from quoted or published prices for the same securities.

The Portfolio's NAV is used to determine the unit value for the annuity or life insurance program through which you invest. For more information on unit values, please refer to the accompanying prospectus of the insurance company that offers your annuity or life insurance program.

# Financial Highlights

Financial highlights information is intended to help you understand a fund’s performance for the past five years (or, if shorter, its period of operations). Certain information reflects financial results for a single fund share. Total return represents the rate that an investor would have earned or lost each period on an investment in a fund or share class (assuming reinvestment of all distributions). This information has been obtained from the financial statements audited by PricewaterhouseCoopers LLP, an independent registered public accounting firm, whose report, along with fund financial statements, is included in a fund’s most recent annual report to shareholders. You may obtain a free copy of a fund’s latest annual or semiannual report, which is available upon request.

Yields and total returns presented for the Portfolio are net of the Portfolio’s operating expenses, but they do not take into account charges and expenses attributable to the annuity or life insurance program through which you invest. The expenses of the annuity or life insurance program reduce the returns and yields you ultimately receive, so you should bear those expenses in mind when evaluating the performance of the Portfolio and when comparing the yields and returns of the Portfolio with those of other mutual funds.

## Vanguard High Yield Bond Portfolio

|  | Year Ended December 31, |               |               |               |               |
|--|-------------------------|---------------|---------------|---------------|---------------|
| For a Share Outstanding Throughout Each Period         | 2021                    | 2020          | 2019          | 2018          | 2017          |
| <b>Net Asset Value, Beginning of Period</b>            | <b>\$8.12</b>           | <b>\$8.19</b> | <b>\$7.53</b> | <b>\$8.13</b> | <b>\$7.99</b> |
| <b>Investment Operations</b>                           |                         |               |               |               |               |
| Net Investment Income <sup>1</sup>                     | .337                    | .353          | .410          | .420          | .419          |
| Net Realized and Unrealized Gain (Loss) on Investments | (.053)                  | .021          | .731          | (.636)        | .119          |
| Total from Investment Operations                       | .284                    | .374          | 1.141         | (.216)        | .538          |
| <b>Distributions</b>                                   |                         |               |               |               |               |
| Dividends from Net Investment Income                   | (.344)                  | (.444)        | (.481)        | (.384)        | (.398)        |
| Distributions from Realized Capital Gains              | —                       | —             | —             | —             | —             |
| Total Distributions                                    | (.344)                  | (.444)        | (.481)        | (.384)        | (.398)        |
| <b>Net Asset Value, End of Period</b>                  | <b>\$8.06</b>           | <b>\$8.12</b> | <b>\$8.19</b> | <b>\$7.53</b> | <b>\$8.13</b> |
| <b>Total Return</b>                                    | <b>3.68%</b>            | <b>5.67%</b>  | <b>15.67%</b> | <b>-2.73%</b> | <b>7.00%</b>  |
| <b>Ratios/Supplemental Data</b>                        |                         |               |               |               |               |
| Net Assets, End of Period (Millions)                   | \$779                   | \$831         | \$783         | \$704         | \$752         |
| Ratio of Total Expenses to Average Net Assets          | 0.26%                   | 0.26%         | 0.26%         | 0.26%         | 0.28%         |
| Ratio of Net Investment Income to Average Net Assets   | 4.22%                   | 4.57%         | 5.21%         | 5.39%         | 5.22%         |
| Portfolio Turnover Rate                                | 30%                     | 41%           | 27%           | 23%           | 28%           |

1 Calculated based on average shares outstanding.



## General Information

This Portfolio of Vanguard Variable Insurance Funds offers its shares to insurance companies to fund both annuity and life insurance contracts. Because of differences in tax treatment or other considerations, the best interests of various contract owners participating in the Portfolio might at some time be in conflict. The Board will monitor for any material conflicts and determine what action, if any, should be taken.

If the Board determines that continued offering of shares would be detrimental to the best interests of the Portfolio's shareholders, the Portfolio may suspend the offering of shares for a period of time. If the Board determines that a specific purchase acceptance would be detrimental to the best interests of the Portfolio's shareholders (for example, because of the size of the purchase request or a history of frequent trading by the investor), the Portfolio may reject such a purchase request.

If you wish to redeem money from the Portfolio, please refer to the instructions provided in the accompanying prospectus for the annuity or life insurance program. Shares of the Portfolio may be redeemed on any business day that the NYSE is open for trading. The redemption price of shares will be at the next-determined NAV per share. Redemption proceeds generally will be wired to the administrator within one business day following receipt of the redemption request, but no later than seven business days. Contract owners will receive their redemption checks from the administrator.

Under normal circumstances, the Portfolio typically expects to meet redemptions with positive cash flows. When this is not an option, the Portfolio seeks to maintain its risk exposure by selling a cross section of the Portfolio's holdings to meet redemptions, while also factoring in transaction costs. Additionally, the Portfolio may work with the insurance companies through which contract owners participate in the Portfolio to implement redemptions in a manner that is least disruptive to the portfolio.

Under certain circumstances, including under stressed market conditions, there are additional tools that the Portfolio may use in order to meet redemptions, including advancing the settlement of market trades with counterparties to match investor redemption payments or delaying settlement of an investor's transaction to match trade settlement within regulatory requirements. The Portfolio may also suspend payment of redemption proceeds for up to seven days. Additionally, under these unusual circumstances, the Portfolio may borrow money (subject to certain regulatory conditions and if available under board-approved procedures) through an interfund lending facility; through a bank line-of-credit, including a joint committed credit facility; or through an uncommitted line-of-credit from Vanguard in order to meet redemption requests.

The Portfolio may suspend the redemption right or postpone payment at times when the NYSE is closed or during any emergency circumstances, as determined by the SEC.

The exchange privilege (your ability to redeem shares from one Portfolio to purchase shares of another Portfolio) may be available to you through your contract. Although we make every effort to maintain the exchange privilege, Vanguard reserves the right to revise or terminate this privilege, limit the amount of an exchange, or reject any exchange, at any time, without notice.

If the Board determines that it would be detrimental to the best interests of the Portfolio's remaining shareholders to make payment in cash, the Portfolio may pay redemption proceeds, in whole or in part, by an in-kind distribution of readily marketable securities.

For certain categories of investors, the Portfolio has authorized one or more brokers to accept on its behalf purchase and redemption orders. The brokers are authorized to designate other intermediaries to accept purchase and redemption orders on the Portfolio's behalf. The Portfolio will be deemed to have received a purchase or redemption order when an authorized broker, or a broker's authorized designee, accepts the order in accordance with the Portfolio's instructions. In most cases, for these categories of investors, a contract owner's properly transmitted order will be priced at the Portfolio's next-determined NAV after the order is accepted by the authorized broker or the broker's designee. The contract owner should review the authorized broker's policies relating to trading in the Vanguard funds.

Please consult the Portfolio's *Statement of Additional Information* or our website for a description of the policies and procedures that govern disclosure of the Portfolio's portfolio holdings.

The Portfolio's Bylaws require, unless the Trust otherwise consents in writing, that the U.S. Federal District Courts be the sole and exclusive forum for the resolution of complaints under the Securities Act of 1933. This provision may limit a shareholder's ability to bring a claim in a different forum and may result in increased shareholder costs in pursuing such a claim.

## **Shareholder Rights**

The Portfolio's Agreement and Declaration of Trust, as amended, requires a shareholder bringing a derivative action on behalf of Vanguard Variable Insurance Funds (the Trust) that is subject to a pre-suit demand to collectively hold at least 10% of the outstanding shares of the Trust or at least 10% of the outstanding

shares of the series or class to which the demand relates and to undertake to reimburse the Trust for the expense of any counsel or advisors used when considering the merits of the demand in the event that the board of trustees determines not to bring such action. In each case, these requirements do not apply to claims arising under the federal securities laws to the extent that any such federal securities laws, rules, or regulations do not permit such application.

CFA® is a registered trademark owned by CFA Institute.

“Bloomberg®” and Bloomberg U.S. Corporate High Yield Bond Index, Bloomberg U.S. High Yield Ba/B 2% Issuer Capped Index, and Bloomberg U.S. 1-5 Year Treasury Bond Index (the Indices or Bloomberg Indices) are service marks of Bloomberg Finance L.P. and its affiliates, including Bloomberg Index Services Limited (“BISL”), the administrator of the Indices (collectively, “Bloomberg”), and have been licensed for use for certain purposes by Vanguard.

The High Yield Bond Portfolio is not sponsored, endorsed, sold or promoted by Bloomberg. Bloomberg does not make any representation or warranty, express or implied, to the owners of or counterparties to the High Yield Bond Portfolio or any member of the public regarding the advisability of investing in securities generally or in the High Yield Bond Portfolio particularly. The only relationship of Bloomberg to Vanguard is the licensing of certain trademarks, trade names and service marks and of the High-Yield Corporate Composite Index, which is determined, composed and calculated by BISL without regard to Vanguard or the High Yield Bond Portfolio. Bloomberg has no obligation to take the needs of Vanguard or the owners of the High Yield Bond Portfolio into consideration in determining, composing or calculating the High-Yield Corporate Composite Index. Bloomberg is not responsible for and has not participated in the determination of the timing of, prices at, or quantities of the High Yield Bond Portfolio to be issued. Bloomberg shall not have any obligation or liability, including, without limitation, to the High Yield Bond Portfolio customers, in connection with the administration, marketing or trading of the High Yield Bond Portfolio.

BLOOMBERG DOES NOT GUARANTEE THE ACCURACY AND/OR THE COMPLETENESS OF THE INDICES OR ANY DATA RELATED THERETO AND SHALL HAVE NO LIABILITY FOR ANY ERRORS, OMISSIONS OR INTERRUPTIONS THEREIN. BLOOMBERG DOES NOT MAKE ANY WARRANTY, EXPRESS OR IMPLIED, AS TO RESULTS TO BE OBTAINED BY VANGUARD, OWNERS OF THE HIGH YIELD BOND PORTFOLIO OR ANY OTHER PERSON OR ENTITY FROM THE USE OF THE INDICES OR ANY DATA RELATED THERETO. BLOOMBERG DOES NOT MAKE ANY EXPRESS OR IMPLIED WARRANTIES AND EXPRESSLY DISCLAIMS ALL WARRANTIES OF MERCHANTABILITY OR FITNESS FOR A PARTICULAR PURPOSE OR USE WITH RESPECT TO THE INDICES OR ANY DATA RELATED THERETO. WITHOUT LIMITING ANY OF THE FOREGOING, TO THE MAXIMUM EXTENT ALLOWED BY LAW, BLOOMBERG, ITS LICENSORS, AND ITS AND THEIR RESPECTIVE EMPLOYEES, CONTRACTORS, AGENTS, SUPPLIERS, AND VENDORS SHALL HAVE NO LIABILITY OR RESPONSIBILITY WHATSOEVER FOR ANY INJURY OR DAMAGES—WHETHER DIRECT, INDIRECT, CONSEQUENTIAL, INCIDENTAL, PUNITIVE OR OTHERWISE—ARISING IN CONNECTION WITH THE HIGH YIELD BOND PORTFOLIO OR INDICES OR ANY DATA OR VALUES RELATING THERETO—WHETHER ARISING FROM THEIR NEGLIGENCE OR OTHERWISE, EVEN IF NOTIFIED OF THE POSSIBILITY THEREOF.

# Glossary of Investment Terms

**Average Maturity.** The average length of time until bonds held by a portfolio reach maturity and are repaid. In general, the longer the average maturity, the more a portfolio's share price fluctuates in response to changes in market interest rates. In calculating average maturity, a portfolio uses a bond's maturity or, if applicable, an earlier date on which the advisor believes it is likely that a maturity-shortening device (such as a call, put, refunding, prepayment, or redemption provision or an adjustable coupon rate) will cause the bond to be repaid.

**Bloomberg U.S. Corporate High Yield Bond Index.** An index that includes primarily corporate bonds with credit ratings at or below Ba1 (Moody's) or BB+ (Standard & Poor's); these issues are considered below investment-grade.

**Bond.** A debt security (IOU) issued by a corporation, a government, or a government agency in exchange for the money the bondholder lends it. In most instances, the issuer agrees to pay back the loan by a specific date and generally to make regular interest payments until that date.

**Capital Gains Distributions.** Payments to portfolio shareholders of gains realized on securities that a portfolio has sold at a profit, minus any realized losses.

**Cash Equivalent Investments.** Cash deposits, short-term bank deposits, and money market instruments that include U.S. Treasury bills and notes, bank certificates of deposit (CDs), repurchase agreements, commercial paper, and banker's acceptances.

**Corporate Bond.** An IOU issued by a business that wants to borrow money. As with other types of bonds, the issuer promises to repay the borrowed money by a specific date and generally to make interest payments in the meantime.

**Coupon Rate.** The interest rate paid by the issuer of a debt security until its maturity. It is expressed as an annual percentage of the face value of the security.

**Dividend Distributions.** Payments to portfolio shareholders of income from interest or dividends generated by a portfolio's investments.

**Expense Ratio.** A portfolio's total annual operating expenses expressed as a percentage of the portfolio's average net assets. The expense ratio includes management and administrative expenses, but it does not include the transaction costs of buying and selling portfolio securities.

**Face Value.** The amount to be paid at a bond's maturity; also known as the par value or principal.

**Fixed Income Security.** An investment, such as a bond, representing a debt that must be repaid by a specified date, and on which the borrower may pay a fixed, variable, or floating rate of interest.

**Inception Date.** The date on which the assets of a portfolio are first invested in accordance with the portfolio's investment objective. For portfolios with a subscription period, the inception date is the day after that period ends. Investment performance is generally measured from the inception date.

**Investment-Grade Bond.** A debt security whose credit quality is considered by independent bond rating agencies, or through independent analysis conducted by a portfolio's advisor, to be sufficient to ensure timely payment of principal and interest under current economic circumstances. Debt securities rated in one of the four highest rating categories are considered investment-grade. Other debt securities may be considered by an advisor to be investment-grade.

**Joint Committed Credit Facility.** The Portfolio participates, along with other funds managed by Vanguard, in a committed credit facility provided by a syndicate of lenders pursuant to a credit agreement that may be renewed annually; each Vanguard fund is individually liable for its borrowings, if any, under the credit facility. The amount and terms of the committed credit facility are subject to approval by the Portfolio's board of trustees and renegotiation with the lender syndicate on an annual basis.

**Liquidity.** The degree of a security's marketability (i.e., how quickly the security can be sold at a fair price and converted to cash).

**Mutual Fund.** An investment company that pools the money of many people and invests it in a variety of securities in an effort to achieve a specific objective over time.

**New York Stock Exchange (NYSE).** A stock exchange based in New York City that is open for regular trading on business days, Monday through Friday, from 9:30 a.m. to 4 p.m., Eastern time.

**Non-Investment-Grade Bond.** A debt security whose credit quality is considered by independent bond rating agencies, or through independent analysis conducted by a portfolio's advisor, to be below investment-grade. These high-risk corporate bonds have a credit quality rating equivalent to or below Moody's Ba or Standard & Poor's BB and are commonly referred to as "junk bonds."

**Principal.** The face value of a debt instrument or the amount of money put into an investment.

**Return of Capital.** A return of capital occurs when a portfolio's distributions exceed its earnings in a fiscal year. A return of capital is a return of all or part of your original investment or amounts paid in excess of your original investment in a portfolio. In general, a return of capital reduces your cost basis in a portfolio's shares and is not taxable to you until your cost basis has been reduced to zero.

**Securities.** Stocks, bonds, money market instruments, and other investments.

**Total Return.** A percentage change, over a specified time period, in a portfolio's net asset value, assuming the reinvestment of all distributions of dividends and capital gains.

**Volatility.** The fluctuations in value of a mutual fund or other security. The greater a portfolio's volatility, the wider the fluctuations in its returns.

**Yield.** Income (interest or dividends) earned by an investment, expressed as a percentage of the investment's price.



**Connect with Vanguard®** > [vanguard.com](https://vanguard.com)

#### **For More Information**

If you would like more information about Vanguard Variable Insurance Funds High Yield Bond Portfolio, the following documents are available free upon request:

#### **Annual/Semiannual Reports to Shareholders**

Additional information about the Portfolio's investments is available in the Portfolio's annual and semiannual reports to shareholders. In the annual report, you will find a discussion of the market conditions and investment strategies that significantly affected the Portfolio's performance during its last fiscal year.

#### **Statement of Additional Information (SAI)**

The SAI provides more detailed information about the Portfolio and is incorporated by reference into (and thus legally a part of) this prospectus.

To receive a free copy of the latest annual or semiannual reports or the SAI, or to request additional information about the Portfolio or other Vanguard funds, please visit [vanguard.com](https://vanguard.com) or contact us as follows:

Telephone: 800-522-5555; Text telephone for people with hearing impairment: 800-749-7273

#### **Information Provided by the SEC**

Reports and other information about the Portfolio are available in the EDGAR database on the SEC's website at [sec.gov](https://sec.gov), or you can receive copies of this information, for a fee, by electronic request at the following email address: [publicinfo@sec.gov](mailto:publicinfo@sec.gov).

Portfolio's Investment Company Act file number: 811-05962





# Vanguard Variable Insurance Funds Mid-Cap Index Portfolio

May 2, 2022

Prospectus

This prospectus contains financial data for the Portfolio through the fiscal year ended December 31, 2021.

The Securities and Exchange Commission (SEC) has not approved or disapproved these securities or passed upon the adequacy of this prospectus. Any representation to the contrary is a criminal offense.

# Contents

|                            |    |                              |    |
|----------------------------|----|------------------------------|----|
| Portfolio Summary          | 1  | Financial Highlights         | 14 |
| More on the Portfolio      | 5  | General Information          | 15 |
| The Portfolio and Vanguard | 10 | Glossary of Investment Terms | 19 |
| Investment Advisor         | 10 |                              |    |
| Taxes                      | 11 |                              |    |
| Share Price                | 12 |                              |    |

# Portfolio Summary

## Investment Objective

The Portfolio seeks to track the performance of a benchmark index that measures the investment return of mid-capitalization stocks.

## Fees and Expenses

The following table describes the fees and expenses you may pay if you buy, hold, and sell shares of the Portfolio. The expenses shown in the table and in the example that follows do not reflect additional fees and expenses associated with the annuity or life insurance program through which you invest. If those additional fees and expenses were included, overall expenses would be higher.

### Annual Portfolio Operating Expenses

(Expenses that you pay each year as a percentage of the value of your investment)

|   |       |
|---|-------|
| Management Fees                           | 0.16% |
| 12b-1 Distribution Fee                    | None  |
| Other Expenses                            | 0.01% |
| Total Annual Portfolio Operating Expenses | 0.17% |

### Example

The following example is intended to help you compare the cost of investing in the Portfolio with the cost of investing in other mutual funds. It illustrates the hypothetical expenses that you would incur over various periods if you were to invest \$10,000 in the Portfolio's shares. This example assumes that the Portfolio provides a return of 5% each year and that total annual portfolio operating expenses remain as stated in the preceding table. You would incur these hypothetical expenses whether or not you were to redeem your investment at the end of the given period. Although your actual costs may be higher or lower, based on these assumptions your costs would be:

| 1 Year | 3 Years | 5 Years | 10 Years |
|--------|---------|---------|----------|
| \$17   | \$55    | \$96    | \$217    |

### Portfolio Turnover

The Portfolio pays transaction costs, such as commissions, when it buys and sells securities (or "turns over" its portfolio). A higher portfolio turnover rate may indicate higher transaction costs. These costs, which are not reflected in annual portfolio operating expenses or in the previous expense example, reduce the Portfolio's performance. During the most recent fiscal year, the Portfolio's turnover rate was 20% of the average value of its portfolio.

**Principal Investment Strategies**

The Portfolio employs an indexing investment approach designed to track the performance of the CRSP US Mid Cap Index, a broadly diversified index of stocks of mid-size U.S. companies. The Portfolio attempts to replicate the target index by investing all, or substantially all, of its assets in the stocks that make up the Index, holding each stock in approximately the same proportion as its weighting in the Index.

**Principal Risks**

An investment in the Portfolio could lose money over short or long periods of time. You should expect the Portfolio’s share price and total return to fluctuate within a wide range. The Portfolio is subject to the following risks, which could affect the Portfolio’s performance:

- *Stock market risk*, which is the chance that stock prices overall will decline. Stock markets tend to move in cycles, with periods of rising prices and periods of falling prices. The Portfolio’s target index tracks a subset of the U.S. stock market, which could cause the Portfolio to perform differently from the overall stock market. In addition, the Portfolio’s target index may, at times, become focused in stocks of a particular market sector, which would subject the Portfolio to proportionately higher exposure to the risks of that sector.
- *Investment style risk*, which is the chance that returns from mid-capitalization stocks will trail returns from the overall stock market. Historically, mid-cap stocks have been more volatile in price than the large-cap stocks that dominate the overall market, and they often perform quite differently. The stock prices of mid-size companies tend to experience greater volatility because, among other things, these companies tend to be more sensitive to changing economic conditions.

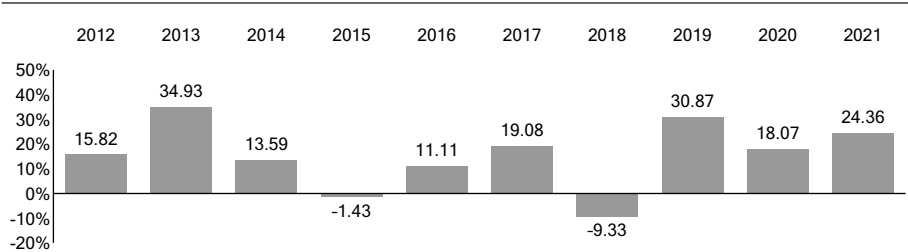
**An investment in the Portfolio is not a deposit of a bank and is not insured or guaranteed by the Federal Deposit Insurance Corporation or any other government agency.**

**Annual Total Returns**

The following bar chart and table are intended to help you understand the risks of investing in the Portfolio. The bar chart shows how the performance of the Portfolio has varied from one calendar year to another over the periods shown. The table shows how the average annual total returns of the Portfolio compare with those of its target index and other comparative indexes, which have investment characteristics similar to those of the Portfolio. The Spliced Mid Cap Index reflects the performance of the MSCI US Mid Cap 450 Index through January 30, 2013, and the CRSP US Mid Cap Index thereafter. The Portfolio’s

returns are net of its expenses but do not reflect additional fees and expenses that are deducted by the annuity or life insurance program through which you invest. If such fees and expenses were included in the calculation of the Portfolio's returns, the returns would be lower. Keep in mind that the Portfolio's past performance does not indicate how the Portfolio will perform in the future. Updated performance information is available on our website for Financial Advisors at [advisors.vanguard.com](https://advisors.vanguard.com) or by calling Vanguard toll-free at 800-522-5555.

Annual Total Returns — Mid-Cap Index Portfolio



During the periods shown in the bar chart, the highest and lowest returns for a calendar quarter were:

|         | Total Return | Quarter        |
|---------|--------------|----------------|
| Highest | 24.95%       | June 30, 2020  |
| Lowest  | -25.82%      | March 31, 2020 |

Average Annual Total Returns for Periods Ended December 31, 2021

|  | 1 Year | 5 Years | 10 Years |
|--|--------|---------|----------|
| Mid-Cap Index Portfolio  | 24.36% | 15.72%  | 14.97%   |
| Spliced Mid Cap Index<br>(reflects no deduction for fees, expenses, or taxes)                                  | 24.52% | 15.89%  | 15.15%   |
| CRSP US Mid Cap Index<br>(reflects no deduction for fees, expenses, or taxes)                                  | 24.52  | 15.89   | 15.22    |
| Dow Jones U.S. Total Stock Market Float Adjusted Index<br>(reflects no deduction for fees, expenses, or taxes) | 25.66  | 17.92   | 16.24    |

## **Investment Advisor**

The Vanguard Group, Inc. (Vanguard)

## **Portfolio Managers**

Donald M. Butler, CFA, Principal of Vanguard. He has managed the Portfolio since its inception in 1999 (co-managed since 2016).

Awais Khan, CFA, Portfolio Manager at Vanguard. He has co-managed the Portfolio since 2021.


## **Tax Information**

The Portfolio normally distributes its net investment income and net realized capital gains, if any, to its shareholders, which are the insurance company separate accounts that sponsor your variable annuity or variable life insurance contract. The tax consequences to you of your investment in the Portfolio depend on the provisions of the annuity or life insurance contract through which you invest. For more information on taxes, please refer to the prospectus of the annuity or life insurance contract through which Portfolio shares are offered.

## **Payments to Financial Intermediaries**

The Portfolio and its investment advisor do not pay financial intermediaries for sales of Portfolio shares.

## More on the Portfolio

This prospectus describes the principal risks you would face as an investor in this Portfolio. It is important to keep in mind one of the main principles of investing: generally, the higher the risk of losing money, the higher the potential reward. The reverse, also, is generally true: the lower the risk, the lower the potential reward. As you consider an investment in any mutual fund, you should take into account your personal tolerance for fluctuations in the securities markets. Look for this  symbol throughout the prospectus. It is used to mark detailed information about the more significant risks that you would confront as a Portfolio investor. To highlight terms and concepts important to mutual fund investors, we have provided Plain Talk<sup>®</sup> explanations along the way. Reading the prospectus will help you decide whether the Portfolio is the right investment for you. We suggest that you keep this prospectus for future reference.

### A Note About Vanguard Variable Insurance Funds

The Mid-Cap Index Portfolio of Vanguard Variable Insurance Funds is a mutual fund used solely as an investment option for annuity or life insurance contracts offered by insurance companies. This means that you cannot purchase shares of the Portfolio directly, but only through a contract offered by an insurance company.

The Mid-Cap Index Portfolio is separate from other Vanguard mutual funds, even when the Portfolio and a fund have the same investment objective and advisor. The Portfolio's investment performance will differ from the performance of other Vanguard funds because of differences in the securities held and because of administrative and insurance costs associated with the annuity or life insurance program through which you invest.

#### Plain Talk About Costs of Investing

Costs are an important consideration in choosing a mutual fund. That is because you, as a contract owner, pay a proportionate share of the costs of operating a fund and any transaction costs incurred when the fund buys or sells securities. These costs can erode a substantial portion of the gross income or the capital appreciation a fund achieves. Even seemingly small differences in expenses can, over time, have a dramatic effect on a fund's performance.

The following sections explain the principal investment strategies and policies that the Portfolio uses in pursuit of its investment objective. The board of trustees of Vanguard Variable Insurance Funds (the Board), which oversees the Portfolio's management, may change investment strategies or policies in the

interest of shareholders without a shareholder vote, unless those strategies or policies are designated as fundamental. Under normal circumstances, the Portfolio will invest at least 80% of its assets in the stocks that make up its target index. The Portfolio may change its 80% policy only upon 60 days' notice to shareholders.

## Market Exposure

The Portfolio invests mainly in common stocks of U.S. companies.



***The Portfolio is subject to stock market risk, which is the chance that stock prices overall will decline. Stock markets tend to move in cycles, with periods of rising prices and periods of falling prices. The Portfolio's target index tracks a subset of the U.S. stock market, which could cause the Portfolio to perform differently from the overall stock market. In addition, the Portfolio's target index may, at times, become focused in stocks of a particular market sector, which would subject the Portfolio to proportionately higher exposure to the risks of that sector.***

Stocks of publicly traded companies are often classified according to market capitalization, which is the market value of a company's outstanding shares. These classifications typically include small-cap, mid-cap, and large-cap. It is important to understand that there are no "official" definitions of small-, mid-, and large-cap, even among Vanguard fund advisors, and that market capitalization ranges can change over time. The asset-weighted median market capitalization of the Portfolio's stock holdings as of December 31, 2021, was \$27.5 billion.

Stock funds can also be categorized according to whether the stocks they hold are value or growth stocks or a blend of both. The Mid-Cap Index Portfolio generally fits into the mid-cap blend category.



***The Portfolio is subject to investment style risk, which is the chance that returns from mid-capitalization stocks will trail returns from the overall stock market. Historically, mid-cap stocks have been more volatile in price than the large-cap-stocks that dominate the overall market, and they often perform quite differently. The stock prices of mid-size companies tend to experience greater volatility because, among other things, these companies tend to be more sensitive to changing economic conditions.***

Market disruptions can adversely affect local and global markets as well as normal market conditions and operations. Any such disruptions could have an adverse impact on the value of the Portfolio's investments and Portfolio performance.



## **Security Selection**

The Portfolio is a stock index fund that seeks to track the performance of a benchmark index that measures the investment return of mid-capitalization stocks. The Portfolio employs an indexing investment approach designed to track the performance of the CRSP US Mid Cap Index, a broadly diversified index of stocks of mid-size U.S. companies. In seeking to replicate the Index's performance, the Portfolio intends to hold each of the stocks in the Index in approximately the same proportion as its weighting in the Index. For example, if 3% of the CRSP US Mid Cap Index were made up of the stock of a specific company, the Portfolio would invest approximately 3% of *its* assets in that company. The actual stocks that make up the Index are chosen by CRSP.

## **Other Investment Policies and Risks**

The Portfolio reserves the right to substitute a different index for the index it currently tracks if the current index is discontinued, if the Portfolio's agreement with the sponsor of its target index is terminated, or for any other reason determined in good faith by the Board. In any such instance, the substitute index would represent the same market segment as the current index.

The Portfolio may invest in foreign securities to the extent necessary to carry out its investment strategy of holding all, or substantially all, of the stocks that make up the index it tracks. It is not expected that the Portfolio will invest more than 5% of its assets in foreign securities.

To track its target index as closely as possible, the Portfolio attempts to remain fully invested in stocks. To help stay fully invested and to reduce transaction costs, the Portfolio may invest, to a limited extent, in derivatives, including equity futures. The Portfolio may also use derivatives such as total return swaps to obtain exposure to a stock, a basket of stocks, or an index. Generally speaking, a derivative is a financial contract whose value is based on the value of a financial asset (such as a stock, a bond, or a currency), a physical asset (such as gold, oil, or wheat), a market index, or a reference rate. Investments in derivatives may subject the Portfolio to risks different from, and possibly greater than, those of investments directly in the underlying securities or assets. The Portfolio will not use derivatives for speculation or for the purpose of leveraging (magnifying) investment returns.

## Cash Management

The Portfolio's daily cash balance may be invested in Vanguard Market Liquidity Fund and/or Vanguard Municipal Cash Management Fund (each, a CMT Fund), which are low-cost money market funds. When investing in a CMT Fund, the Portfolio bears its proportionate share of the expenses of the CMT Fund in which it invests. Vanguard receives no additional revenue from Portfolio assets invested in a CMT Fund.

## Temporary Investment Measures

The Portfolio may temporarily depart from its normal investment policies and strategies when the advisor believes that doing so is in the Portfolio's best interest, so long as the strategy or policy employed is consistent with the Portfolio's investment objective. For instance, the Portfolio may invest beyond its normal limits in derivatives or exchange-traded funds that are consistent with the Portfolio's investment objective when those instruments are more favorably priced or provide needed liquidity, as might be the case when the Portfolio receives large cash flows that it cannot prudently invest immediately.

## Frequent Trading or Market-Timing

**Background.** Some investors try to profit from strategies involving frequent trading of mutual fund shares, such as market-timing. For funds holding foreign securities, investors may try to take advantage of an anticipated difference between the price of the fund's shares and price movements in overseas markets, a practice also known as time-zone arbitrage. Investors also may try to engage in frequent trading of funds holding investments such as small-cap stocks and high-yield bonds. As money is shifted into and out of a fund by an investor engaging in frequent trading, the fund incurs costs for buying and selling securities, resulting in increased brokerage and administrative costs. These costs are borne by *all* fund investors, including the long-term investors who do not generate the costs. In addition, frequent trading may interfere with an advisor's ability to efficiently manage the fund.

**Policies to address frequent trading.** The Vanguard funds (other than money market funds and short-term bond funds, but including Vanguard Short-Term Inflation-Protected Securities Index Fund) do not knowingly accommodate frequent trading. The board of trustees of each Vanguard fund (other than money market funds and short-term bond funds, but including Vanguard Short-Term Inflation-Protected Securities Index Fund) has adopted policies and procedures reasonably designed to detect and discourage frequent trading and, in some cases, to compensate the fund for the costs associated with it. These policies and procedures do not apply to ETF Shares because frequent trading in ETF Shares generally does not disrupt portfolio management or otherwise harm fund

investors. Although there is no assurance that Vanguard will be able to detect or prevent frequent trading or market-timing in all circumstances, the following policies have been adopted to address these issues:

- Each Vanguard fund reserves the right to reject any purchase request—including exchanges from other Vanguard funds—without notice and regardless of size. For example, a purchase request could be rejected because the investor has a history of frequent trading or if Vanguard determines that such purchase may negatively affect a fund's operation or performance.
- Certain Vanguard funds charge investors purchase and/or redemption fees on transactions.

You may purchase or sell Portfolio shares through a contract offered by an insurance company. When insurance companies establish omnibus accounts in the Portfolio for their clients, we cannot monitor the individual clients' trading activity. However, we review trading activity at the omnibus account level, and we look for activity that may indicate potential frequent trading or market-timing. If we detect suspicious trading activity, we will seek the assistance of the insurance company to investigate that trading activity and take appropriate action, including prohibiting additional purchases of Portfolio shares by a client. Insurance companies may apply frequent-trading policies that differ from one another. Please read the insurance company contract and program materials carefully to learn of any rules or fees that may apply.

**See the accompanying prospectus for the annuity or insurance program through which Portfolio shares are offered for further details on transaction policies.**

The Portfolio, in determining its net asset value, will use fair-value pricing when appropriate, as described in the *Share Price* section. Fair-value pricing may reduce or eliminate the profitability of certain frequent-trading strategies.

**Do not invest with Vanguard if you are a market-timer.**

### **Turnover Rate**

A mutual fund's turnover rate is a measure of its trading activity. Generally, an index fund sells securities in response to redemption requests or to changes in the composition of its target index. The Portfolio may sell securities regardless of how long they have been held. The historical turnover rates for the Portfolio can be found in the **Financial Highlights** section of this prospectus. A turnover rate of 100%, for example, would mean that the Portfolio had sold and replaced securities valued at 100% of its net assets within a one-year period. In general, the greater the turnover rate, the greater the impact transaction costs will have on a fund's return. Also, funds with high turnover rates may be more likely to

generate capital gains, including short-term capital gains, that must be distributed to shareholders and will be taxable to shareholders investing through a taxable account.

## The Portfolio and Vanguard

The Portfolio is a member of The Vanguard Group, Inc. (Vanguard), a family of over 200 funds. All of the funds that are members of Vanguard (other than funds of funds) share in the expenses associated with administrative services and business operations, such as personnel, office space, and equipment.

Vanguard Marketing Corporation provides marketing services to the funds. Although fund shareholders do not pay sales commissions or 12b-1 distribution fees, each fund (other than a fund of funds) or each share class of a fund (in the case of a fund with multiple share classes) pays its allocated share of the Vanguard funds' marketing costs.

### Plain Talk About Vanguard's Unique Corporate Structure

Vanguard is owned jointly by the funds it oversees and thus indirectly by the shareholders in those funds. Most other mutual funds are operated by management companies that are owned by third parties—either public or private stockholders—and not by the funds they serve.

## Investment Advisor

The Vanguard Group, Inc., P.O. Box 2600, Valley Forge, PA 19482, which began operations in 1975, provides investment advisory services to the Portfolio through its Equity Index Group pursuant to the Funds' Service Agreement and subject to the supervision and oversight of the trustees and officers of Vanguard Variable Insurance Funds. As of December 31, 2021, Vanguard served as advisor for approximately \$6.9 trillion in assets.

For the fiscal year ended December 31, 2021, the Portfolio's advisory expenses represented an effective annual rate of 0.02% of the Portfolio's average net assets.

Under the terms of an SEC exemption, the board of trustees of Vanguard Variable Insurance Funds may, without prior approval from shareholders, change the terms of an advisory agreement with a third-party investment advisor or hire

a new third-party investment advisor—either as a replacement for an existing advisor or as an additional advisor. Any significant change in the Portfolio’s advisory arrangements will be communicated to shareholders in writing. As the Portfolio’s sponsor and overall manager, Vanguard may provide investment advisory services to the Portfolio at any time. Vanguard may also recommend to the board of trustees that an advisor be hired, terminated, or replaced or that the terms of an existing advisory agreement be revised. Vanguard Variable Insurance Funds has filed an application seeking a similar SEC exemption with respect to investment advisors that are wholly owned subsidiaries of Vanguard. If the exemption is granted, the Portfolio may rely on the new SEC relief.

For a discussion of why the Board approved the Portfolio’s investment advisory arrangement, see the most recent semiannual report to shareholders covering the fiscal period ended June 30.

The managers primarily responsible for the day-to-day management of the Portfolio are:

**Donald M. Butler**, CFA, Principal of Vanguard. He has been with Vanguard since 1992, has managed investment portfolios since 1997, and has managed the Portfolio since its inception in 1999 (co-managed since 2016). Education: B.S.B.A., Shippensburg University.

**Awais Khan**, CFA, Portfolio Manager at Vanguard. He has been with Vanguard since 2010; has worked in investment management since 2012; and has co-managed the Portfolio since July 2021. Education: B.S./B.S.B.A., University of North Carolina.

The Portfolio’s *Statement of Additional Information* provides information about each portfolio manager’s compensation, other accounts under management, and ownership of shares of the Portfolio.

## Taxes

The Portfolio normally distributes its net investment income and net realized short-term or long-term capital gains, if any, to its shareholders, which are the insurance company separate accounts that fund your variable annuity or variable life insurance contract. From time to time, the Portfolio may also make distributions that are treated as a return of capital. The tax consequences to you

of your investment in the Portfolio depend on the provisions of the annuity or life insurance contract through which you invest; please refer to the prospectus of such contract for more information.

The Portfolio intends to operate in such a manner that a separate account investing only in Portfolio shares will result in the variable annuity and variable life insurance contracts supported by that account receiving favorable tax treatment. This favorable treatment means that you generally will not be taxed on Portfolio distributions or proceeds on dispositions of Portfolio shares received by the separate account funding your contract. In order to qualify for this favorable treatment, the insurance company separate accounts that invest in the Portfolio must satisfy certain requirements. If a Portfolio funding your contract does not meet such requirements, your contract could lose its favorable tax treatment and income and gain allocable to your contract could be taxable to you. Also, if the IRS were to determine that contract holders have an impermissible level of control over the investments funding their contracts, your contract could lose its favorable tax treatment and income and gain allocable to your contract could be taxable currently to you. Please see the Portfolio's *Statement of Additional Information* for more information.

## Share Price

Share price, also known as *net asset value* (NAV), is calculated as of the close of regular trading on the New York Stock Exchange (NYSE), generally 4 p.m., Eastern time, on each day that the NYSE is open for business (a business day). In the rare event the NYSE experiences unanticipated disruptions and is unavailable at the close of the trading day, NAVs will be calculated as of the close of regular trading on the Nasdaq (or another alternate exchange if the Nasdaq is unavailable, as determined at Vanguard's discretion), generally 4 p.m., Eastern time. The NAV per share is computed by dividing the total assets, minus liabilities, of the Portfolio by the number of Portfolio shares outstanding. On U.S. holidays or other days when the NYSE is closed, the NAV is not calculated, and the Portfolio does not sell or redeem shares. However, on those days the value of the Portfolio's assets may be affected to the extent that the Portfolio holds securities that change in value on those days (such as foreign securities that trade on foreign markets that are open).

Stocks held by a Vanguard portfolio are valued at their *market value* when reliable market quotations are readily available from the principal exchange or market on which they are traded. Such securities are generally valued at their official closing price, the last reported sales price, or if there were no sales that day, the mean

between the closing bid and asking prices. When a portfolio determines that pricing-service information or market quotations either are not readily available or do not accurately reflect the value of a security, the security is priced at its *fair value* (the amount that the owner might reasonably expect to receive upon the current sale of the security).

The values of any foreign securities held by a portfolio are converted into U.S. dollars using an exchange rate obtained from an independent third party as of the close of regular trading on the NYSE. The values of any mutual fund shares, including institutional money market fund shares, held by a portfolio are based on the NAVs of the shares. The values of any ETF shares or closed-end fund shares held by a portfolio are based on the market value of the shares.

A portfolio also will use fair-value pricing if the value of a security it holds has been materially affected by events occurring before the portfolio's pricing time but after the close of the principal exchange or market on which the security is traded. This most commonly occurs with foreign securities, which may trade on foreign exchanges that close many hours before the portfolio's pricing time. Intervening events might be company-specific (e.g., earnings report, merger announcement) or country-specific or regional/global (e.g., natural disaster, economic or political news, act of terrorism, interest rate change). Intervening events include price movements in U.S. markets that exceed a specified threshold or that are otherwise deemed to affect the value of foreign securities.

Fair-value pricing may be used for domestic securities—for example, if (1) trading in a security is halted and does not resume before the portfolio's pricing time or a security does not trade in the course of a day and (2) the portfolio holds enough of the security that its price could affect the portfolio's NAV.

Fair-value prices are determined by Vanguard according to procedures adopted by the board of trustees. When fair-value pricing is employed, the prices of securities used by a portfolio to calculate the NAV may differ from quoted or published prices for the same securities.

The Portfolio's NAV is used to determine the unit value for the annuity or life insurance program through which you invest. For more information on unit values, please refer to the accompanying prospectus of the insurance company that offers your annuity or life insurance program.

# Financial Highlights

Financial highlights information is intended to help you understand a fund’s performance for the past five years (or, if shorter, its period of operations). Certain information reflects financial results for a single fund share. Total return represents the rate that an investor would have earned or lost each period on an investment in a fund or share class (assuming reinvestment of all distributions). This information has been obtained from the financial statements audited by PricewaterhouseCoopers LLP, an independent registered public accounting firm, whose report, along with fund financial statements, is included in a fund’s most recent annual report to shareholders. You may obtain a free copy of a fund’s latest annual or semiannual report, which is available upon request.

Yields and total returns presented for the Portfolio are net of the Portfolio’s operating expenses, but they do not take into account charges and expenses attributable to the annuity or life insurance program through which you invest. The expenses of the annuity or life insurance program reduce the returns and yields you ultimately receive, so you should bear those expenses in mind when evaluating the performance of the Portfolio and when comparing the yields and returns of the Portfolio with those of other mutual funds.

## Mid-Cap Index Portfolio

| For a Share Outstanding Throughout Each Period         | Year Ended December 31, |                    |         |         |         |
|--|-------------------------|--------------------|---------|---------|---------|
|  | 2021                    | 2020               | 2019    | 2018    | 2017    |
| Net Asset Value, Beginning of Period                   | \$25.77                 | \$24.03            | \$20.23 | \$23.72 | \$21.11 |
| Investment Operations                                  |                         |                    |         |         |         |
| Net Investment Income <sup>1</sup>                     | .284                    | .325 <sup>2</sup>  | .334    | .343    | .292    |
| Net Realized and Unrealized Gain (Loss) on Investments | 5.642                   | 3.047              | 5.621   | (2.386) | 3.575   |
| Total from Investment Operations                       | 5.926                   | 3.372              | 5.955   | (2.043) | 3.867   |
| Distributions  |                         |                    |         |         |         |
| Dividends from Net Investment Income                   | (.318)                  | (.344)             | (.350)  | (.286)  | (.270)  |
| Distributions from Realized Capital Gains              | (1.898)                 | (1.288)            | (1.805) | (1.161) | (.987)  |
| Total Distributions                                    | (2.216)                 | (1.632)            | (2.155) | (1.447) | (1.257) |
| Net Asset Value, End of Period                         | \$29.48                 | \$25.77            | \$24.03 | \$20.23 | \$23.72 |
| Total Return   | 24.36%                  | 18.07%             | 30.87%  | -9.33%  | 19.08%  |
| Ratios/Supplemental Data                               |                         |                    |         |         |         |
| Net Assets, End of Period (Millions)                   | \$2,781                 | \$2,241            | \$2,155 | \$1,621 | \$1,804 |
| Ratio of Total Expenses to Average Net Assets          | 0.17%                   | 0.17%              | 0.17%   | 0.17%   | 0.19%   |
| Ratio of Net Investment Income to Average Net Assets   | 1.03%                   | 1.50% <sup>2</sup> | 1.49%   | 1.49%   | 1.32%   |
| Portfolio Turnover Rate                                | 20%                     | 28%                | 21%     | 21%     | 18%     |

1 Calculated based on average shares outstanding.  
2 Net investment income per share and the ratio of net investment income to average net assets include \$0.036 and 0.17%, respectively, resulting from a special dividend from NortonLifeLock Inc. in February 2020.



## General Information

This Portfolio of Vanguard Variable Insurance Funds offers its shares to insurance companies to fund both annuity and life insurance contracts. Because of differences in tax treatment or other considerations, the best interests of various contract owners participating in the Portfolio might at some time be in conflict. The Board will monitor for any material conflicts and determine what action, if any, should be taken.

If the Board determines that continued offering of shares would be detrimental to the best interests of the Portfolio's shareholders, the Portfolio may suspend the offering of shares for a period of time. If the Board determines that a specific purchase acceptance would be detrimental to the best interests of the Portfolio's shareholders (for example, because of the size of the purchase request or a history of frequent trading by the investor), the Portfolio may reject such a purchase request.

If you wish to redeem money from the Portfolio, please refer to the instructions provided in the accompanying prospectus for the annuity or life insurance program. Shares of the Portfolio may be redeemed on any business day that the NYSE is open for trading. The redemption price of shares will be at the next-determined NAV per share. Redemption proceeds generally will be wired to the administrator within one business day following receipt of the redemption request, but no later than seven business days. Contract owners will receive their redemption checks from the administrator.

Under normal circumstances, the Portfolio typically expects to meet redemptions with positive cash flows. When this is not an option, the Portfolio seeks to maintain its risk exposure by selling a cross section of the Portfolio's holdings to meet redemptions, while also factoring in transaction costs. Additionally, the Portfolio may work with the insurance companies through which contract owners participate in the Portfolio to implement redemptions in a manner that is least disruptive to the portfolio.

Under certain circumstances, including under stressed market conditions, there are additional tools that the Portfolio may use in order to meet redemptions, including advancing the settlement of market trades with counterparties to match investor redemption payments or delaying settlement of an investor's transaction to match trade settlement within regulatory requirements. The Portfolio may also suspend payment of redemption proceeds for up to seven days. Additionally, under these unusual circumstances, the Portfolio may borrow money (subject to certain regulatory conditions and if available under

board-approved procedures) through an interfund lending facility; through a bank line-of-credit, including a joint committed credit facility; or through an uncommitted line-of-credit from Vanguard in order to meet redemption requests.

The Portfolio may suspend the redemption right or postpone payment at times when the NYSE is closed or during any emergency circumstances, as determined by the SEC.

The exchange privilege (your ability to redeem shares from one Portfolio to purchase shares of another Portfolio) may be available to you through your contract. Although we make every effort to maintain the exchange privilege, Vanguard reserves the right to revise or terminate this privilege, limit the amount of an exchange, or reject any exchange, at any time, without notice.

If the Board determines that it would be detrimental to the best interests of the Portfolio's remaining shareholders to make payment in cash, the Portfolio may pay redemption proceeds, in whole or in part, by an in-kind distribution of readily marketable securities.

For certain categories of investors, the Portfolio has authorized one or more brokers to accept on its behalf purchase and redemption orders. The brokers are authorized to designate other intermediaries to accept purchase and redemption orders on the Portfolio's behalf. The Portfolio will be deemed to have received a purchase or redemption order when an authorized broker, or a broker's authorized designee, accepts the order in accordance with the Portfolio's instructions. In most cases, for these categories of investors, a contract owner's properly transmitted order will be priced at the Portfolio's next-determined NAV after the order is accepted by the authorized broker or the broker's designee. The contract owner should review the authorized broker's policies relating to trading in the Vanguard funds.

Please consult the Portfolio's *Statement of Additional Information* or our website for a description of the policies and procedures that govern disclosure of the Portfolio's portfolio holdings.

The Portfolio's Bylaws require, unless the Trust otherwise consents in writing, that the U.S. Federal District Courts be the sole and exclusive forum for the resolution of complaints under the Securities Act of 1933. This provision may limit a shareholder's ability to bring a claim in a different forum and may result in increased shareholder costs in pursuing such a claim.

## **Shareholder Rights**

The Portfolio's Agreement and Declaration of Trust, as amended, requires a shareholder bringing a derivative action on behalf of Vanguard Variable Insurance Funds (the Trust) that is subject to a pre-suit demand to collectively hold at least 10% of the outstanding shares of the Trust or at least 10% of the outstanding shares of the series or class to which the demand relates and to undertake to reimburse the Trust for the expense of any counsel or advisors used when considering the merits of the demand in the event that the board of trustees determines not to bring such action. In each case, these requirements do not apply to claims arising under the federal securities laws to the extent that any such federal securities laws, rules, or regulations do not permit such application.

*CFA*<sup>®</sup> is a registered trademark owned by CFA Institute.

Center for Research in Security Prices, LLC (CRSP<sup>®</sup>) and its third-party suppliers have exclusive proprietary rights in the CRSP<sup>®</sup> Index Data, which has been licensed for use by Vanguard but is and shall remain valuable intellectual property owned by, and/or licensed to, CRSP<sup>®</sup>. The Vanguard Funds are not sponsored, endorsed, sold or promoted by CRSP<sup>®</sup>, The University of Chicago, or The University of Chicago Booth School of Business and neither CRSP<sup>®</sup>, The University of Chicago, or The University of Chicago Booth School of Business, make any representation regarding the advisability of investing in the Vanguard Funds.

# Glossary of Investment Terms

**Capital Gains Distributions.** Payments to portfolio shareholders of gains realized on securities that a portfolio has sold at a profit, minus any realized losses.

**Common Stock.** A security representing ownership rights in a corporation.

**Dividend Distributions.** Payments to portfolio shareholders of income from interest or dividends generated by a portfolio's investments.

**Dow Jones U.S. Total Stock Market Float Adjusted Index.** An index that represents the entire U.S. stock market and tracks more than 5,000 stocks, excluding shares of securities not available for public trading.

**Expense Ratio.** A portfolio's total annual operating expenses expressed as a percentage of the portfolio's average net assets. The expense ratio includes management and administrative expenses, but it does not include the transaction costs of buying and selling portfolio securities.

**Inception Date.** The date on which the assets of a portfolio are first invested in accordance with the portfolio's investment objective. For portfolios with a subscription period, the inception date is the day after that period ends. Investment performance is generally measured from the inception date.

**Indexing.** A low-cost investment strategy in which a portfolio attempts to track—rather than outperform—a specified market benchmark, or “index.”

**Joint Committed Credit Facility.** The Portfolio participates, along with other funds managed by Vanguard, in a committed credit facility provided by a syndicate of lenders pursuant to a credit agreement that may be renewed annually; each Vanguard fund is individually liable for its borrowings, if any, under the credit facility. The amount and terms of the committed credit facility are subject to approval by the Portfolio's board of trustees and renegotiation with the lender syndicate on an annual basis.

**Median Market Capitalization.** An indicator of the size of companies in which a portfolio invests; the midpoint of market capitalization (market price x shares outstanding) of a portfolio's stocks, weighted by the proportion of the portfolio's assets invested in each stock. Stocks representing half of the portfolio's assets have market capitalizations above the median, and the rest are below it.

**Mutual Fund.** An investment company that pools the money of many people and invests it in a variety of securities in an effort to achieve a specific objective over time.

**New York Stock Exchange (NYSE).** A stock exchange based in New York City that is open for regular trading on business days, Monday through Friday, from 9:30 a.m. to 4 p.m., Eastern time.

**Return of Capital.** A return of capital occurs when a portfolio's distributions exceed its earnings in a fiscal year. A return of capital is a return of all or part of your original investment or amounts paid in excess of your original investment in a portfolio. In general, a return of capital reduces your cost basis in a portfolio's shares and is not taxable to you until your cost basis has been reduced to zero.

**Securities.** Stocks, bonds, money market instruments, and other investments.

**Total Return.** A percentage change, over a specified time period, in a portfolio's net asset value, assuming the reinvestment of all distributions of dividends and capital gains.

**Volatility.** The fluctuations in value of a mutual fund or other security. The greater a portfolio's volatility, the wider the fluctuations in its returns.

**Yield.** Income (interest or dividends) earned by an investment, expressed as a percentage of the investment's price.

This page intentionally left blank.



**Connect with Vanguard®** > [vanguard.com](https://vanguard.com)

### **For More Information**

If you would like more information about Vanguard Variable Insurance Funds Mid-Cap Index Portfolio, the following documents are available free upon request:

#### **Annual/Semiannual Reports to Shareholders**

Additional information about the Portfolio's investments is available in the Portfolio's annual and semiannual reports to shareholders. In the annual report, you will find a discussion of the market conditions and investment strategies that significantly affected the Portfolio's performance during its last fiscal year.

#### **Statement of Additional Information (SAI)**

The SAI provides more detailed information about the Portfolio and is incorporated by reference into (and thus legally a part of) this prospectus.

To receive a free copy of the latest annual or semiannual reports or the SAI, or to request additional information about the Portfolio or other Vanguard funds, please visit [vanguard.com](https://vanguard.com) or contact us as follows:

Telephone: 800-522-5555; Text telephone for people with hearing impairment: 800-749-7273

#### **Information Provided by the SEC**

Reports and other information about the Portfolio are available in the EDGAR database on the SEC's website at [sec.gov](https://sec.gov), or you can receive copies of this information, for a fee, by electronic request at the following email address: [publicinfo@sec.gov](mailto:publicinfo@sec.gov).

Portfolio's Investment Company Act file number: 811-05962





# Vanguard Variable Insurance Funds Real Estate Index Portfolio

May 2, 2022

Prospectus



This prospectus contains financial data for the Portfolio through the fiscal year ended December 31, 2021.

The Securities and Exchange Commission (SEC) has not approved or disapproved these securities or passed upon the adequacy of this prospectus. Any representation to the contrary is a criminal offense.

# Contents

|                            |    |                              |    |
|----------------------------|----|------------------------------|----|
| Portfolio Summary          | 1  | Financial Highlights         | 19 |
| More on the Portfolio      | 6  | General Information          | 20 |
| The Portfolio and Vanguard | 15 | Glossary of Investment Terms | 24 |
| Investment Advisor         | 15 |                              |    |
| Taxes                      | 16 |                              |    |
| Share Price                | 17 |                              |    |

# Portfolio Summary

## Investment Objective

The Portfolio seeks to provide a high level of income and moderate long-term capital appreciation by tracking the performance of a benchmark index that measures the performance of publicly traded equity REITs and other real estate-related investments.

## Fees and Expenses

The following table describes the fees and expenses you may pay if you buy, hold, and sell shares of the Portfolio. The expenses shown in the table and in the example that follows do not reflect additional fees and expenses associated with the annuity or life insurance program through which you invest. If those additional fees and expenses were included, overall expenses would be higher.

### Annual Portfolio Operating Expenses

(Expenses that you pay each year as a percentage of the value of your investment)

|   |       |
|---|-------|
| Management Fees                           | 0.25% |
| 12b-1 Distribution Fee                    | None  |
| Other Expenses                            | 0.01% |
| Total Annual Portfolio Operating Expenses | 0.26% |

### Example

The following example is intended to help you compare the cost of investing in the Portfolio with the cost of investing in other mutual funds. It illustrates the hypothetical expenses that you would incur over various periods if you were to invest \$10,000 in the Portfolio's shares. This example assumes that the Portfolio provides a return of 5% each year and that total annual portfolio operating expenses remain as stated in the preceding table. You would incur these hypothetical expenses whether or not you were to redeem your investment at the end of the given period. Although your actual costs may be higher or lower, based on these assumptions your costs would be:

| 1 Year | 3 Years | 5 Years | 10 Years |
|--------|---------|---------|----------|
| \$27   | \$84    | \$146   | \$331    |

## Portfolio Turnover

The Portfolio pays transaction costs, such as commissions, when it buys and sells securities (or “turns over” its portfolio). A higher portfolio turnover rate may indicate higher transaction costs. These costs, which are not reflected in annual portfolio operating expenses or in the previous expense example, reduce the Portfolio’s performance. During the most recent fiscal year, the Portfolio’s turnover rate was 12% of the average value of its portfolio.

## Principal Investment Strategies

The Portfolio employs an indexing investment approach designed to track the performance of the MSCI US Investable Market Real Estate 25/50 Index, an index that is made up of stocks of large, mid-size, and small U.S. companies within the real estate sector, as classified under the Global Industry Classification Standard (GICS). The GICS real estate sector is composed of equity real estate investment trusts (known as REITs), which includes specialized REITs, and real estate management and development companies. The Portfolio attempts to replicate the Index by investing all, or substantially all, of its assets in the stocks that make up the Index, holding each stock in approximately the same proportion as its weighting in the Index.

## Principal Risks

An investment in the Portfolio could lose money over short or long periods of time. You should expect the Portfolio’s share price and total return to fluctuate within a wide range. The Portfolio is subject to the following risks, which could affect the Portfolio’s performance:

- *Industry concentration risk*, which is the chance that the stocks of REITs and other real estate-related investments will decline because of adverse developments affecting the real estate industry and real property values. Because the Portfolio concentrates its assets in these stocks, industry concentration risk is high.
- *Stock market risk*, which is the chance that stock prices overall will decline. Stock markets tend to move in cycles, with periods of rising prices and periods of falling prices. The Portfolio’s target index may, at times, become focused in stocks of a limited number of companies, which could cause the Portfolio to underperform the overall stock market.
- *Asset concentration risk*, which is the chance that, because the Portfolio’s target index (and therefore the Portfolio) tends to be heavily weighted in its ten largest holdings, the Portfolio’s performance may be hurt disproportionately by the poor performance of relatively few stocks.

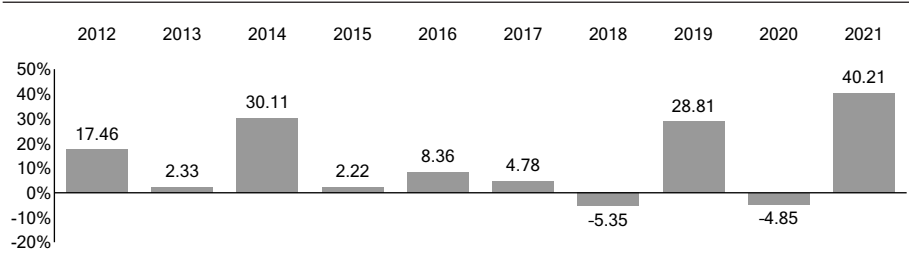
- *Interest rate risk*, which is the chance that REIT stock prices overall will decline and that the cost of borrowing for REITs will increase because of rising interest rates. Interest rate risk is high for the Portfolio.
- *Investment style risk*, which is the chance that returns from the stocks of REITs and other real estate-related investments—which typically are small- or mid-capitalization stocks—will trail returns from the overall stock market. Historically, these stocks have performed quite differently from the overall market.
- *Nondiversification risk*, which is the chance that the Portfolio's performance may be hurt disproportionately by the poor performance of relatively few stocks or even a single stock. The Portfolio is considered nondiversified, which means that it may invest a greater percentage of its assets in the securities of particular issuers as compared with diversified mutual funds.

**An investment in the Portfolio is not a deposit of a bank and is not insured or guaranteed by the Federal Deposit Insurance Corporation or any other government agency.**

## **Annual Total Returns**

The following bar chart and table are intended to help you understand the risks of investing in the Portfolio. The bar chart shows how the performance of the Portfolio has varied from one calendar year to another over the periods shown. The table shows how the average annual total returns of the Portfolio compare with those of its target index and other comparative indexes, which have investment characteristics similar to those of the Portfolio. The VVIF Real Estate Spliced Index reflects the performance of the MSCI US REIT Index through January 18, 2018, and the MSCI US Investable Market Real Estate 25/50 Index thereafter. The inception date for the MSCI US Investable Market Real Estate 25/50 Index was September 1, 2016. Index returns are not provided prior to that date. The Portfolio's returns are net of its expenses but do not reflect additional fees and expenses that are deducted by the annuity or life insurance program through which you invest. If such fees and expenses were included in the calculation of the Portfolio's returns, the returns would be lower. Keep in mind that the Portfolio's past performance does not indicate how the Portfolio will perform in the future. Updated performance information is available on our website for Financial Advisors at [advisors.vanguard.com](https://advisors.vanguard.com) or by calling Vanguard toll-free at 800-522-5555.

Annual Total Returns — Real Estate Index Portfolio



During the periods shown in the bar chart, the highest and lowest returns for a calendar quarter were:

|         | Total Return | Quarter        |
|---------|--------------|----------------|
| Highest | 17.28%       | March 31, 2019 |
| Lowest  | -24.14%      | March 31, 2020 |

Average Annual Total Returns for Periods Ended December 31, 2021

|  | 1 Year | 5 Years | 10 Years |
|--|--------|---------|----------|
| Real Estate Index Portfolio  | 40.21% | 11.25%  | 11.43%   |
| VVIF Real Estate Spliced Index<br>(reflects no deduction for fees, expenses, or taxes)                         | 40.56% | 11.51%  | 11.69%   |
| MSCI US Investable Market Real Estate 25/50 Index<br>(reflects no deduction for fees, expenses, or taxes)      | 40.56  | 12.49   | —        |
| Dow Jones U.S. Total Stock Market Float Adjusted Index<br>(reflects no deduction for fees, expenses, or taxes) | 25.66  | 17.92   | 16.24    |

Investment Advisor

The Vanguard Group, Inc. (Vanguard)

Portfolio Managers

Walter Nejman, Portfolio Manager at Vanguard. He has co-managed the Portfolio since 2016.

Gerard C. O'Reilly, Principal of Vanguard. He has managed the Portfolio since its inception in 1999 (co-managed since 2016).


**Tax Information**

The Portfolio normally distributes its net investment income and net realized capital gains, if any, to its shareholders, which are the insurance company separate accounts that sponsor your variable annuity or variable life insurance contract. The tax consequences to you of your investment in the Portfolio depend on the provisions of the annuity or life insurance contract through which you invest. For more information on taxes, please refer to the prospectus of the annuity or life insurance contract through which Portfolio shares are offered.

**Payments to Financial Intermediaries**

The Portfolio and its investment advisor do not pay financial intermediaries for sales of Portfolio shares.

## More on the Portfolio

This prospectus describes the principal risks you would face as an investor in this Portfolio. It is important to keep in mind one of the main principles of investing: generally, the higher the risk of losing money, the higher the potential reward. The reverse, also, is generally true: the lower the risk, the lower the potential reward. As you consider an investment in any mutual fund, you should take into account your personal tolerance for fluctuations in the securities markets. Look for this  symbol throughout the prospectus. It is used to mark detailed information about the more significant risks that you would confront as a Portfolio investor. To highlight terms and concepts important to mutual fund investors, we have provided Plain Talk<sup>®</sup> explanations along the way. Reading the prospectus will help you decide whether the Portfolio is the right investment for you. We suggest that you keep this prospectus for future reference.

### A Note About Vanguard Variable Insurance Funds

The Real Estate Index Portfolio of Vanguard Variable Insurance Funds is a mutual fund used solely as an investment option for annuity or life insurance contracts offered by insurance companies. This means that you cannot purchase shares of the Portfolio directly, but only through a contract offered by an insurance company.

The Real Estate Index Portfolio is separate from other Vanguard mutual funds, even when the Portfolio and a fund have the same investment objective and advisor. The Portfolio's investment performance will differ from the performance of other Vanguard funds because of differences in the securities held and because of administrative and insurance costs associated with the annuity or life insurance program through which you invest.

#### Plain Talk About Costs of Investing

Costs are an important consideration in choosing a mutual fund. That is because you, as a contract owner, pay a proportionate share of the costs of operating a fund and any transaction costs incurred when the fund buys or sells securities. These costs can erode a substantial portion of the gross income or the capital appreciation a fund achieves. Even seemingly small differences in expenses can, over time, have a dramatic effect on a fund's performance.

The following sections explain the principal investment strategies and policies that the Portfolio uses in pursuit of its investment objective. The board of trustees of Vanguard Variable Insurance Funds (the Board), which oversees the Portfolio's management, may change investment strategies or policies in the



interest of shareholders without a shareholder vote, unless those strategies or policies are designated as fundamental. Under normal circumstances, the Portfolio will invest at least 80% of its assets in the stocks that make up its target index. The Portfolio may change its 80% policy only upon 60 days' notice to shareholders.

## Market Exposure

The Portfolio invests in stocks of publicly traded equity real estate investment trusts and other real estate-related investments.



***The Portfolio is subject to stock market risk, which is the chance that stock prices overall will decline. Stock markets tend to move in cycles, with periods of rising prices and periods of falling prices. The Portfolio's target index may, at times, become focused in stocks of a limited number of companies, which could cause the Portfolio to underperform the overall stock market.***

Stocks of publicly traded companies are often classified according to market capitalization, which is the market value of a company's outstanding shares. These classifications typically include small-cap, mid-cap, and large-cap. It is important to understand that there are no "official" definitions of small-, mid-, and large-cap, even among Vanguard fund advisors, and that market capitalization ranges can change over time. The asset-weighted median market capitalization of the Portfolio's stock holdings as of December 31, 2021, was \$30 billion.

Stock funds can also be categorized according to whether the stocks they hold are value or growth stocks or a blend of both. The Real Estate Index Portfolio generally fits into the mid-cap blend category.



***The Portfolio is subject to investment style risk, which is the chance that returns from the stocks of REITs and other real estate-related investments—which typically are small- or mid-capitalization stocks—will trail returns from the overall stock market. Historically, these stocks have performed quite differently from the overall market.***



***The Portfolio is subject to nondiversification risk, which is the chance that the Portfolio's performance may be hurt disproportionately by the poor performance of relatively few stocks or even a single stock. The Portfolio is considered nondiversified, which means that it may invest a greater percentage of its assets in the securities of particular issuers as compared with diversified mutual funds.***

Market disruptions can adversely affect local and global markets as well as normal market conditions and operations. Any such disruptions could have an adverse impact on the value of the Portfolio's investments and Portfolio performance.

### **Security Selection**


The Portfolio attempts to track the investment performance of a benchmark index that measures the performance of publicly traded equity REITs and other real estate-related investments, including, but not limited to, specialized REITs and real estate management and development companies.


#### **Plain Talk About REITs**

Rather than directly owning properties—which can be costly and difficult to convert into cash when needed—some investors buy shares in a company that owns and manages real estate. Such a company is known as a real estate investment trust, or REIT. Unlike corporations, REITs do not have to pay income taxes if they meet certain Internal Revenue Code requirements. To qualify, a REIT must distribute at least 90% of its taxable income to its shareholders and receive at least 75% of that income from rents, mortgages, and sales of property. REITs offer investors greater liquidity and diversification than direct ownership of a handful of properties. REITs also offer the potential for higher income than an investment in common stocks would provide. As with any investment in real estate, however, a REIT's performance depends on specific factors, such as the company's ability to find tenants for its properties, to renew leases, and to finance property purchases and renovations. That said, returns from REITs may not correspond to returns from direct property ownership.

The Portfolio holds each stock contained in the MSCI US Investable Market Real Estate 25/50 Index in approximately the same proportion as its weighting in the Index. For example, if 5% of the MSCI US Investable Market Real Estate 25/50 Index were made up of the stock of a specific REIT, the Portfolio would invest 5% of its assets in that stock.

Because it invests in stocks of REITs and other real estate-related investments, the Portfolio is subject to several risks in addition to general stock market risk.

 *The Portfolio is subject to industry concentration risk, which is the chance that the stocks of REITs and other real estate-related investments will decline because of adverse developments affecting the real estate industry and real property values. Because the Portfolio concentrates its assets in these stocks, industry concentration risk is high.*

 *The Portfolio is subject to interest rate risk, which is the chance that REIT stock prices overall will decline and that the cost of borrowing for REITs will increase because of rising interest rates. Interest rate risk is high for the Portfolio.*

In general, during periods of high interest rates, REITs may lose some of their appeal for investors who may be able to obtain higher yields from other income-producing investments, such as long-term bonds. Higher interest rates also mean that financing for property purchases and improvements is more costly and difficult to obtain.

### Plain Talk About Types of REITs

An *equity REIT* generally owns properties directly. Equity REITs typically generate income from rental and lease payments, and they offer the potential for growth from property appreciation as well as occasional capital gains from the sale of property. A *mortgage REIT* makes loans to commercial real estate developers. Mortgage REITs earn interest income and are subject to credit risk (i.e., the chance that a developer will fail to repay a loan). A *hybrid REIT* holds both properties and mortgages. The Portfolio invests in equity REITs and other real estate-related investments.

Because of its emphasis on REIT stocks, the Portfolio's performance may, at times, be linked to the ups and downs of the real estate market. In general, real estate values can be affected by a variety of factors, including, but not limited to, supply and demand for properties, the economic health of the nation as well as different regions, and the strength of specific industries that rent properties. Ultimately, an individual REIT's performance depends on the types and locations of the properties it owns and on how well the REIT manages its properties. For instance, rental income could decline because of extended vacancies, increased competition from nearby properties, tenants' failure to pay rent, regulatory limitations on rents, fluctuations in rental income, variations in market rental rates, or incompetent management. Property values could decrease because of overbuilding in the area, environmental liabilities, uninsured damages caused by natural disasters, a general decline in the neighborhood, losses because of casualty or condemnation, increases in property taxes, or changes in zoning

laws. Loss of IRS status as a qualified REIT may also affect an individual REIT's performance. In addition, many real estate issuers, including REITs, utilize leverage (and some may be highly leveraged), which increases investment risk and could adversely affect the issuer's operations and market value in periods of rising interest rates.

The MSCI US Investable Market Real Estate 25/50 Index is a float-adjusted market-capitalization-weighted index. It is made up of stocks of publicly traded equity REITs and other real estate-related investments that meet certain criteria. For example, to be included initially in the Index, a REIT must meet a minimum market capitalization threshold and have enough shares and trading volume to be considered liquid. In line with the Index, the Portfolio invests in equity REITs and other real estate-related investments, including, but not limited to, specialized REITs and real estate management and development companies.

The components of the Portfolio are rebalanced on a quarterly basis. The Index rebalances as a float-adjusted market-capitalization-weighted index and stocks may enter or fall out of the Index on a quarterly basis in connection with the index rebalance process.



***The Portfolio is subject to asset concentration risk, which is the chance that, because the Portfolio's target index (and therefore the Portfolio) tends to be heavily weighted in its ten largest holdings, the Portfolio's performance may be hurt disproportionately by the poor performance of relatively few stocks.***

As of December 31, 2021, 165 equity REITs were included in the Index. The components of the Portfolio are rebalanced quarterly, except when a merger, acquisition, or similar corporate action dictates same-day rebalancing. On a quarterly basis, current stocks are tested for continued compliance with the guidelines of the Index. A REIT may be removed from the Index because of a decline in market capitalization, because it becomes illiquid, or because of other changes in its status. Securities in the MSCI US Investable Market Real Estate 25/50 Index have differing levels of capitalization. REIT stocks tend to be more volatile than the large-cap stocks that dominate the overall stock market. Small- and mid-cap stocks tend to have greater volatility than large-cap stocks because, among other things, smaller companies often have fewer customers, financial resources, and products than larger firms. Such characteristics can make small and mid-size companies more sensitive to changing economic conditions. REIT stocks tend to have a significant amount of dividend income, which can reduce the impact of this volatility. However, the Portfolio is subject to additional risk

because of the concentration of its investments in the real estate sector. This focus on a single sector may result in more risk than that for a more diversified, multi-sector portfolio.

Stocks in the MSCI US Investable Market Real Estate 25/50 Index represent a broadly diversified range of property types. The makeup of the Portfolio, as of December 31, 2021, was as follows.

| Portfolio Allocation by REIT type      | Percentage of Portfolio |
|--|-------------------------|
| Specialized                            | 37.3%                   |
| Residential                            | 15.0                    |
| Industrial                             | 12.6                    |
| Retail                                 | 10.5                    |
| Health Care                            | 7.3                     |
| Office                                 | 6.5                     |
| Real Estate Management and Development | 5.3                     |
| Diversified                            | 3.1                     |
| Hotel & Resort                         | 2.4                     |

## Other Investment Policies and Risks

The Portfolio reserves the right to substitute a different index for the index it currently tracks if the current index is discontinued, if the Portfolio's agreement with the sponsor of its target index is terminated, or for any other reason determined in good faith by the Board. In any such instance, the substitute index would represent the same market segment as the current index.

The Portfolio may invest in foreign securities to the extent necessary to carry out its investment strategy of holding all, or substantially all, of the stocks that make up the index it tracks.



***The Portfolio may invest in derivatives. In general, investments in derivatives may involve risks different from, and possibly greater than, those of investments directly in the underlying securities or assets.***

The Fund may invest, to a limited extent, in derivatives. Generally speaking, a derivative is a financial contract whose value is based on the value of a financial asset (such as a stock, a bond, or a currency), a physical asset (such as gold, oil, or wheat), a market index, or a reference rate. The Portfolio may invest in derivatives only if the expected risks and rewards of the derivatives are consistent with the investment objective, policies, strategies, and risks of the Portfolio as disclosed in this prospectus. In particular, derivatives will be used only when they may help the advisor to accomplish one or more of the following:

- Invest in eligible asset classes with greater efficiency and lower cost than is possible through direct investment.
- Obtain economic exposure to a stock, a basket of stocks, or an index when deemed desirable or necessary.
- Add value when these instruments are attractively priced.

The market for many derivatives is, or suddenly can become, illiquid, which may result in significant, rapid, and unpredictable changes in the prices for derivatives. The Portfolio's use of a derivative subjects it to the risk of nonperformance by the counterparty, potentially resulting in delayed or partial payment or even nonpayment of amounts due under the derivative contract. The Portfolio attempts to mitigate this risk by requiring the posting of collateral by its counterparty.

The Portfolio's derivative investments may include total return swaps or other derivatives.

### Plain Talk About Derivatives

Derivatives can take many forms. Some forms of derivatives—such as exchange-traded futures and options on securities, commodities, or indexes—have been trading on regulated exchanges for decades. These types of derivatives are standardized contracts that can easily be bought and sold and whose market values are determined and published daily. On the other hand, non-exchange-traded derivatives—such as certain swap agreements—tend to be more specialized or complex and may be more difficult to accurately value.

## Cash Management

The Portfolio's daily cash balance may be invested in Vanguard Market Liquidity Fund and/or Vanguard Municipal Cash Management Fund (each, a CMT Fund), which are low-cost money market funds. When investing in a CMT Fund, the Portfolio bears its proportionate share of the expenses of the CMT Fund in which it invests. Vanguard receives no additional revenue from Portfolio assets invested in a CMT Fund.

## Temporary Investment Measures

The Portfolio may temporarily depart from its normal investment policies and strategies when the advisor believes that doing so is in the Portfolio's best interest, so long as the strategy or policy employed is consistent with the Portfolio's investment objective. For instance, the Portfolio may invest beyond its normal limits in derivatives or exchange-traded funds that are consistent with the Portfolio's investment objective when those instruments are more favorably priced or provide needed liquidity, as might be the case when the Portfolio receives large cash flows that it cannot prudently invest immediately.

## Frequent Trading or Market-Timing

**Background.** Some investors try to profit from strategies involving frequent trading of mutual fund shares, such as market-timing. For funds holding foreign securities, investors may try to take advantage of an anticipated difference between the price of the fund's shares and price movements in overseas markets, a practice also known as time-zone arbitrage. Investors also may try to engage in frequent trading of funds holding investments such as small-cap stocks and high-yield bonds. As money is shifted into and out of a fund by an investor engaging in frequent trading, the fund incurs costs for buying and selling securities, resulting in increased brokerage and administrative costs. These costs are borne by *all* fund investors, including the long-term investors who do not generate the costs. In addition, frequent trading may interfere with an advisor's ability to efficiently manage the fund.

**Policies to address frequent trading.** The Vanguard funds (other than money market funds and short-term bond funds, but including Vanguard Short-Term Inflation-Protected Securities Index Fund) do not knowingly accommodate frequent trading. The board of trustees of each Vanguard fund (other than money market funds and short-term bond funds, but including Vanguard Short-Term Inflation-Protected Securities Index Fund) has adopted policies and procedures reasonably designed to detect and discourage frequent trading and, in some cases, to compensate the fund for the costs associated with it. These policies and procedures do not apply to ETF Shares because frequent trading in ETF Shares generally does not disrupt portfolio management or otherwise harm fund

investors. Although there is no assurance that Vanguard will be able to detect or prevent frequent trading or market-timing in all circumstances, the following policies have been adopted to address these issues:

- Each Vanguard fund reserves the right to reject any purchase request—including exchanges from other Vanguard funds—without notice and regardless of size. For example, a purchase request could be rejected because the investor has a history of frequent trading or if Vanguard determines that such purchase may negatively affect a fund's operation or performance.
- Certain Vanguard funds charge investors purchase and/or redemption fees on transactions.

You may purchase or sell Portfolio shares through a contract offered by an insurance company. When insurance companies establish omnibus accounts in the Portfolio for their clients, we cannot monitor the individual clients' trading activity. However, we review trading activity at the omnibus account level, and we look for activity that may indicate potential frequent trading or market-timing. If we detect suspicious trading activity, we will seek the assistance of the insurance company to investigate that trading activity and take appropriate action, including prohibiting additional purchases of Portfolio shares by a client. Insurance companies may apply frequent-trading policies that differ from one another. Please read the insurance company contract and program materials carefully to learn of any rules or fees that may apply.

**See the accompanying prospectus for the annuity or insurance program through which Portfolio shares are offered for further details on transaction policies.**

The Portfolio, in determining its net asset value, will use fair-value pricing when appropriate, as described in the *Share Price* section. Fair-value pricing may reduce or eliminate the profitability of certain frequent-trading strategies.

**Do not invest with Vanguard if you are a market-timer.**

### **Turnover Rate**

A mutual fund's turnover rate is a measure of its trading activity. Generally, an index fund sells securities in response to redemption requests or to changes in the composition of its target index. The Portfolio may sell securities regardless of how long they have been held. The historical turnover rates for the Portfolio can be found in the **Financial Highlights** section of this prospectus. A turnover rate of 100%, for example, would mean that the Portfolio had sold and replaced securities valued at 100% of its net assets within a one-year period. In general, the greater the turnover rate, the greater the impact transaction costs will have on a fund's return. Also, funds with high turnover rates may be more likely to



generate capital gains, including short-term capital gains, that must be distributed to shareholders and will be taxable to shareholders investing through a taxable account.

## The Portfolio and Vanguard

The Portfolio is a member of The Vanguard Group, Inc. (Vanguard), a family of over 200 funds. All of the funds that are members of Vanguard (other than funds of funds) share in the expenses associated with administrative services and business operations, such as personnel, office space, and equipment.

Vanguard Marketing Corporation provides marketing services to the funds. Although fund shareholders do not pay sales commissions or 12b-1 distribution fees, each fund (other than a fund of funds) or each share class of a fund (in the case of a fund with multiple share classes) pays its allocated share of the Vanguard funds' marketing costs.

### Plain Talk About Vanguard's Unique Corporate Structure

Vanguard is owned jointly by the funds it oversees and thus indirectly by the shareholders in those funds. Most other mutual funds are operated by management companies that are owned by third parties—either public or private stockholders—and not by the funds they serve.

## Investment Advisor

The Vanguard Group, Inc., P.O. Box 2600, Valley Forge, PA 19482, which began operations in 1975, provides investment advisory services to the Portfolio through its Equity Index Group pursuant to the Funds' Service Agreement and subject to the supervision and oversight of the trustees and officers of Vanguard Variable Insurance Funds. As of December 31, 2021, Vanguard served as advisor for approximately \$6.9 trillion in assets.

For the fiscal year ended December 31, 2021, the Portfolio's advisory expenses represented an effective annual rate of 0.01% of the Portfolio's average net assets.

Under the terms of an SEC exemption, the board of trustees of Vanguard Variable Insurance Funds may, without prior approval from shareholders, change the terms of an advisory agreement with a third-party investment advisor or hire

a new third-party investment advisor—either as a replacement for an existing advisor or as an additional advisor. Any significant change in the Portfolio’s advisory arrangements will be communicated to shareholders in writing. As the Portfolio’s sponsor and overall manager, Vanguard may provide investment advisory services to the Portfolio at any time. Vanguard may also recommend to the board of trustees that an advisor be hired, terminated, or replaced or that the terms of an existing advisory agreement be revised. Vanguard Variable Insurance Funds has filed an application seeking a similar SEC exemption with respect to investment advisors that are wholly owned subsidiaries of Vanguard. If the exemption is granted, the Portfolio may rely on the new SEC relief.

For a discussion of why the Board approved the Portfolio’s investment advisory arrangement, see the most recent semiannual report to shareholders covering the fiscal period ended June 30.

The managers primarily responsible for the day-to-day management of the Portfolio are:

**Walter Nejman**, Portfolio Manager at Vanguard. He has been with Vanguard since 2005, has worked in investment management since 2008, and has co-managed the Portfolio since 2016. Education: B.A., Arcadia University; M.B.A., Villanova University.

**Gerard C. O’Reilly**, Principal of Vanguard. He has been with Vanguard since 1992, has managed investment portfolios since 1994, and has managed the Portfolio since its inception in 1999 (co-managed since 2016). Education: B.S., Villanova University.

The Portfolio’s *Statement of Additional Information* provides information about each portfolio manager’s compensation, other accounts under management, and ownership of shares of the Portfolio.

## Taxes

The Portfolio normally distributes its net investment income and net realized short-term or long-term capital gains, if any, to its shareholders, which are the insurance company separate accounts that fund your variable annuity or variable life insurance contract. From time to time, the Portfolio may also make distributions that are treated as a return of capital. The tax consequences to you

of your investment in the Portfolio depend on the provisions of the annuity or life insurance contract through which you invest; please refer to the prospectus of such contract for more information.

The Portfolio intends to operate in such a manner that a separate account investing only in Portfolio shares will result in the variable annuity and variable life insurance contracts supported by that account receiving favorable tax treatment. This favorable treatment means that you generally will not be taxed on Portfolio distributions or proceeds on dispositions of Portfolio shares received by the separate account funding your contract. In order to qualify for this favorable treatment, the insurance company separate accounts that invest in the Portfolio must satisfy certain requirements. If a Portfolio funding your contract does not meet such requirements, your contract could lose its favorable tax treatment and income and gain allocable to your contract could be taxable to you. Also, if the IRS were to determine that contract holders have an impermissible level of control over the investments funding their contracts, your contract could lose its favorable tax treatment and income and gain allocable to your contract could be taxable currently to you. Please see the Portfolio's *Statement of Additional Information* for more information.

## Share Price

Share price, also known as *net asset value* (NAV), is calculated as of the close of regular trading on the New York Stock Exchange (NYSE), generally 4 p.m., Eastern time, on each day that the NYSE is open for business (a business day). In the rare event the NYSE experiences unanticipated disruptions and is unavailable at the close of the trading day, NAVs will be calculated as of the close of regular trading on the Nasdaq (or another alternate exchange if the Nasdaq is unavailable, as determined at Vanguard's discretion), generally 4 p.m., Eastern time. The NAV per share is computed by dividing the total assets, minus liabilities, of the Portfolio by the number of Portfolio shares outstanding. On U.S. holidays or other days when the NYSE is closed, the NAV is not calculated, and the Portfolio does not sell or redeem shares. However, on those days the value of the Portfolio's assets may be affected to the extent that the Portfolio holds securities that change in value on those days (such as foreign securities that trade on foreign markets that are open).

Stocks held by a Vanguard portfolio are valued at their *market value* when reliable market quotations are readily available from the principal exchange or market on which they are traded. Such securities are generally valued at their official closing price, the last reported sales price, or if there were no sales that day, the mean

between the closing bid and asking prices. When a portfolio determines that pricing-service information or market quotations either are not readily available or do not accurately reflect the value of a security, the security is priced at its *fair value* (the amount that the owner might reasonably expect to receive upon the current sale of the security).

The values of any foreign securities held by a portfolio are converted into U.S. dollars using an exchange rate obtained from an independent third party as of the close of regular trading on the NYSE. The values of any mutual fund shares, including institutional money market fund shares, held by a portfolio are based on the NAVs of the shares. The values of any ETF shares or closed-end fund shares held by a portfolio are based on the market value of the shares.

A portfolio also will use fair-value pricing if the value of a security it holds has been materially affected by events occurring before the portfolio's pricing time but after the close of the principal exchange or market on which the security is traded. This most commonly occurs with foreign securities, which may trade on foreign exchanges that close many hours before the portfolio's pricing time. Intervening events might be company-specific (e.g., earnings report, merger announcement) or country-specific or regional/global (e.g., natural disaster, economic or political news, act of terrorism, interest rate change). Intervening events include price movements in U.S. markets that exceed a specified threshold or that are otherwise deemed to affect the value of foreign securities.

Fair-value pricing may be used for domestic securities—for example, if (1) trading in a security is halted and does not resume before the portfolio's pricing time or a security does not trade in the course of a day and (2) the portfolio holds enough of the security that its price could affect the portfolio's NAV.

Fair-value prices are determined by Vanguard according to procedures adopted by the board of trustees. When fair-value pricing is employed, the prices of securities used by a portfolio to calculate the NAV may differ from quoted or published prices for the same securities.

The Portfolio's NAV is used to determine the unit value for the annuity or life insurance program through which you invest. For more information on unit values, please refer to the accompanying prospectus of the insurance company that offers your annuity or life insurance program.

# Financial Highlights

Financial highlights information is intended to help you understand a fund's performance for the past five years (or, if shorter, its period of operations). Certain information reflects financial results for a single fund share. Total return represents the rate that an investor would have earned or lost each period on an investment in a fund or share class (assuming reinvestment of all distributions). This information has been obtained from the financial statements audited by PricewaterhouseCoopers LLP, an independent registered public accounting firm, whose report, along with fund financial statements, is included in a fund's most recent annual report to shareholders. You may obtain a free copy of a fund's latest annual or semiannual report, which is available upon request.

Yields and total returns presented for the Portfolio are net of the Portfolio's operating expenses, but they do not take into account charges and expenses attributable to the annuity or life insurance program through which you invest. The expenses of the annuity or life insurance program reduce the returns and yields you ultimately receive, so you should bear those expenses in mind when evaluating the performance of the Portfolio and when comparing the yields and returns of the Portfolio with those of other mutual funds.

## Real Estate Index Portfolio

|  | Year Ended December 31, |                |                |                |                |
|--|-------------------------|----------------|----------------|----------------|----------------|
| For a Share Outstanding Throughout Each Period         | 2021                    | 2020           | 2019           | 2018           | 2017           |
| <b>Net Asset Value, Beginning of Period</b>            | <b>\$12.43</b>          | <b>\$13.74</b> | <b>\$11.57</b> | <b>\$13.14</b> | <b>\$13.48</b> |
| <b>Investment Operations</b>                           |                         |                |                |                |                |
| Net Investment Income <sup>1</sup>                     | .257                    | .259           | .329           | .367           | .375           |
| Net Realized and Unrealized Gain (Loss) on Investments | 4.553                   | (1.054)        | 2.874          | (1.084)        | .220           |
| Total from Investment Operations                       | 4.810                   | (.795)         | 3.203          | (.717)         | .595           |
| <b>Distributions</b>                                   |                         |                |                |                |                |
| Dividends from Net Investment Income                   | (.293)                  | (.316)         | (.368)         | (.383)         | (.336)         |
| Distributions from Realized Capital Gains              | (.387)                  | (.199)         | (.665)         | (.470)         | (.599)         |
| Total Distributions                                    | (.680)                  | (.515)         | (1.033)        | (.853)         | (.935)         |
| <b>Net Asset Value, End of Period</b>                  | <b>\$16.56</b>          | <b>\$12.43</b> | <b>\$13.74</b> | <b>\$11.57</b> | <b>\$13.14</b> |
| <b>Total Return</b>                                    | <b>40.21%</b>           | <b>-4.85%</b>  | <b>28.81%</b>  | <b>-5.35%</b>  | <b>4.78%</b>   |
| <b>Ratios/Supplemental Data</b>                        |                         |                |                |                |                |
| Net Assets, End of Period (Millions)                   | \$1,538                 | \$1,077        | \$1,242        | \$965          | \$1,077        |
| Ratio of Total Expenses to Average Net Assets          | 0.26%                   | 0.26%          | 0.26%          | 0.26%          | 0.27%          |
| Ratio of Net Investment Income to Average Net Assets   | 1.79%                   | 2.19%          | 2.52%          | 3.04%          | 2.87%          |
| Portfolio Turnover Rate                                | 12%                     | 10%            | 7%             | 35%            | 10%            |

<sup>1</sup> Calculated based on average shares outstanding.

## General Information

This Portfolio of Vanguard Variable Insurance Funds offers its shares to insurance companies to fund both annuity and life insurance contracts. Because of differences in tax treatment or other considerations, the best interests of various contract owners participating in the Portfolio might at some time be in conflict. The Board will monitor for any material conflicts and determine what action, if any, should be taken.

If the Board determines that continued offering of shares would be detrimental to the best interests of the Portfolio's shareholders, the Portfolio may suspend the offering of shares for a period of time. If the Board determines that a specific purchase acceptance would be detrimental to the best interests of the Portfolio's shareholders (for example, because of the size of the purchase request or a history of frequent trading by the investor), the Portfolio may reject such a purchase request.

If you wish to redeem money from the Portfolio, please refer to the instructions provided in the accompanying prospectus for the annuity or life insurance program. Shares of the Portfolio may be redeemed on any business day that the NYSE is open for trading. The redemption price of shares will be at the next-determined NAV per share. Redemption proceeds generally will be wired to the administrator within one business day following receipt of the redemption request, but no later than seven business days. Contract owners will receive their redemption checks from the administrator.

Under normal circumstances, the Portfolio typically expects to meet redemptions with positive cash flows. When this is not an option, the Portfolio seeks to maintain its risk exposure by selling a cross section of the Portfolio's holdings to meet redemptions, while also factoring in transaction costs. Additionally, the Portfolio may work with the insurance companies through which contract owners participate in the Portfolio to implement redemptions in a manner that is least disruptive to the portfolio.

Under certain circumstances, including under stressed market conditions, there are additional tools that the Portfolio may use in order to meet redemptions, including advancing the settlement of market trades with counterparties to match investor redemption payments or delaying settlement of an investor's transaction to match trade settlement within regulatory requirements. The Portfolio may also suspend payment of redemption proceeds for up to seven days. Additionally, under these unusual circumstances, the Portfolio may borrow money (subject to certain regulatory conditions and if available under board-approved procedures) through an interfund lending facility; through a bank line-of-credit, including a joint committed credit facility; or through an uncommitted line-of-credit from Vanguard in order to meet redemption requests.

The Portfolio may suspend the redemption right or postpone payment at times when the NYSE is closed or during any emergency circumstances, as determined by the SEC.

The exchange privilege (your ability to redeem shares from one Portfolio to purchase shares of another Portfolio) may be available to you through your contract. Although we make every effort to maintain the exchange privilege, Vanguard reserves the right to revise or terminate this privilege, limit the amount of an exchange, or reject any exchange, at any time, without notice.

If the Board determines that it would be detrimental to the best interests of the Portfolio's remaining shareholders to make payment in cash, the Portfolio may pay redemption proceeds, in whole or in part, by an in-kind distribution of readily marketable securities.

For certain categories of investors, the Portfolio has authorized one or more brokers to accept on its behalf purchase and redemption orders. The brokers are authorized to designate other intermediaries to accept purchase and redemption orders on the Portfolio's behalf. The Portfolio will be deemed to have received a purchase or redemption order when an authorized broker, or a broker's authorized designee, accepts the order in accordance with the Portfolio's instructions. In most cases, for these categories of investors, a contract owner's properly transmitted order will be priced at the Portfolio's next-determined NAV after the order is accepted by the authorized broker or the broker's designee. The contract owner should review the authorized broker's policies relating to trading in the Vanguard funds.

Please consult the Portfolio's *Statement of Additional Information* or our website for a description of the policies and procedures that govern disclosure of the Portfolio's portfolio holdings.

The Portfolio's Bylaws require, unless the Trust otherwise consents in writing, that the U.S. Federal District Courts be the sole and exclusive forum for the resolution of complaints under the Securities Act of 1933. This provision may limit a shareholder's ability to bring a claim in a different forum and may result in increased shareholder costs in pursuing such a claim.

## **Shareholder Rights**

The Portfolio's Agreement and Declaration of Trust, as amended, requires a shareholder bringing a derivative action on behalf of Vanguard Variable Insurance Funds (the Trust) that is subject to a pre-suit demand to collectively hold at least 10% of the outstanding shares of the Trust or at least 10% of the outstanding

shares of the series or class to which the demand relates and to undertake to reimburse the Trust for the expense of any counsel or advisors used when considering the merits of the demand in the event that the board of trustees determines not to bring such action. In each case, these requirements do not apply to claims arising under the federal securities laws to the extent that any such federal securities laws, rules, or regulations do not permit such application.



THIS FUND IS NOT SPONSORED, ENDORSED, SOLD OR PROMOTED BY MSCI INC. ("MSCI"), ANY OF ITS AFFILIATES, ANY OF ITS DIRECT OR INDIRECT INFORMATION PROVIDERS OR ANY OTHER THIRD PARTY INVOLVED IN, OR RELATED TO, COMPILING, COMPUTING OR CREATING ANY MSCI INDEX (COLLECTIVELY, THE "MSCI PARTIES"). THE MSCI INDEXES ARE THE EXCLUSIVE PROPERTY OF MSCI. MSCI AND THE MSCI INDEX NAMES ARE SERVICE MARK(S) OF MSCI OR ITS AFFILIATES AND HAVE BEEN LICENSED FOR USE FOR CERTAIN PURPOSES BY VANGUARD. NONE OF THE MSCI PARTIES MAKES ANY REPRESENTATION OR WARRANTY, EXPRESS OR IMPLIED, TO THE OWNERS OF THIS FUND OR ANY MEMBER OF THE PUBLIC REGARDING THE ADVISABILITY OF INVESTING IN FUNDS GENERALLY OR IN THIS FUND PARTICULARLY OR THE ABILITY OF ANY MSCI INDEX TO TRACK CORRESPONDING STOCK MARKET PERFORMANCE. MSCI OR ITS AFFILIATES ARE THE LICENSORS OF CERTAIN TRADEMARKS, SERVICE MARKS AND TRADE NAMES AND OF THE MSCI INDEXES WHICH ARE DETERMINED, COMPOSED AND CALCULATED BY MSCI WITHOUT REGARD TO THIS FUND OR THE ISSUER OR OWNER OF THIS FUND. NONE OF THE MSCI PARTIES HAS ANY OBLIGATION TO TAKE THE NEEDS OF THE ISSUERS OR OWNERS OF THIS FUND INTO CONSIDERATION IN DETERMINING, COMPOSING OR CALCULATING THE MSCI INDEXES. NONE OF THE MSCI PARTIES IS RESPONSIBLE FOR OR HAS PARTICIPATED IN THE DETERMINATION OF THE TIMING OF, PRICES AT, OR QUANTITIES OF THIS FUND TO BE ISSUED OR IN THE DETERMINATION OR CALCULATION OF THE CONSIDERATION INTO WHICH THIS FUND IS REDEEMABLE. NONE OF THE MSCI PARTIES HAS ANY OBLIGATION OR LIABILITY TO THE OWNERS OF THIS FUND IN CONNECTION WITH THE ADMINISTRATION, MARKETING OR OFFERING OF THIS FUND.

ALTHOUGH MSCI SHALL OBTAIN INFORMATION FOR INCLUSION IN OR FOR USE IN THE CALCULATION OF THE MSCI INDEXES FROM SOURCES WHICH MSCI CONSIDERS RELIABLE, NONE OF THE MSCI PARTIES WARRANTS OR GUARANTEES THE ORIGINALITY, ACCURACY AND/OR THE COMPLETENESS OF ANY MSCI INDEX OR ANY DATA INCLUDED THEREIN. NONE OF THE MSCI PARTIES MAKES ANY WARRANTY, EXPRESS OR IMPLIED, AS TO RESULTS TO BE OBTAINED BY LICENSEE, LICENSEE'S CUSTOMERS OR COUNTERPARTIES, ISSUERS OF THIS FUND, OWNERS OF THIS FUND, OR ANY OTHER PERSON OR ENTITY, FROM THE USE OF ANY MSCI INDEX OR ANY DATA INCLUDED THEREIN IN CONNECTION WITH THE RIGHTS LICENSED HEREUNDER OR FOR ANY OTHER USE. NONE OF THE MSCI PARTIES SHALL HAVE ANY LIABILITY FOR ANY ERRORS, OMISSIONS OR INTERRUPTIONS OF OR IN CONNECTION WITH ANY MSCI INDEX OR ANY DATA INCLUDED THEREIN. FURTHER, NONE OF THE MSCI PARTIES MAKES ANY EXPRESS OR IMPLIED WARRANTIES OF ANY KIND, AND THE MSCI PARTIES HEREBY EXPRESSLY DISCLAIM ALL WARRANTIES OF MERCHANTABILITY OR FITNESS FOR A PARTICULAR PURPOSE, WITH RESPECT TO ANY MSCI INDEX AND ANY DATA INCLUDED THEREIN. WITHOUT LIMITING ANY OF THE FOREGOING, IN NO EVENT SHALL ANY OF THE MSCI PARTIES HAVE ANY LIABILITY FOR ANY DIRECT, INDIRECT, SPECIAL, PUNITIVE, CONSEQUENTIAL OR ANY OTHER DAMAGES (INCLUDING WITHOUT LIMITATION LOST PROFITS) EVEN IF NOTIFIED OF THE POSSIBILITY OF SUCH DAMAGES.

# Glossary of Investment Terms

**Capital Gains Distributions.** Payments to portfolio shareholders of gains realized on securities that a portfolio has sold at a profit, minus any realized losses.

**Common Stock.** A security representing ownership rights in a corporation.

**Distributions.** Payments to portfolio shareholders of dividend income, capital gains, and return of capital generated by the portfolio's investment activities and distribution policies, after expenses.

**Dividend Distributions.** Payments to portfolio shareholders of income from interest or dividends generated by a portfolio's investments.

**Dow Jones U.S. Total Stock Market Float Adjusted Index.** An index that represents the entire U.S. stock market and tracks more than 5,000 stocks, excluding shares of securities not available for public trading.

**Expense Ratio.** A portfolio's total annual operating expenses expressed as a percentage of the portfolio's average net assets. The expense ratio includes management and administrative expenses, but it does not include the transaction costs of buying and selling portfolio securities.

**Inception Date.** The date on which the assets of a portfolio are first invested in accordance with the portfolio's investment objective. For portfolios with a subscription period, the inception date is the day after that period ends. Investment performance is generally measured from the inception date.

**Indexing.** A low-cost investment strategy in which a portfolio attempts to track—rather than outperform—a specified market benchmark, or “index.”

**Joint Committed Credit Facility.** The Portfolio participates, along with other funds managed by Vanguard, in a committed credit facility provided by a syndicate of lenders pursuant to a credit agreement that may be renewed annually; each Vanguard fund is individually liable for its borrowings, if any, under the credit facility. The amount and terms of the committed credit facility are subject to approval by the Portfolio's board of trustees and renegotiation with the lender syndicate on an annual basis.

**Liquidity.** The degree of a security's marketability (i.e., how quickly the security can be sold at a fair price and converted to cash).

**Median Market Capitalization.** An indicator of the size of companies in which a portfolio invests; the midpoint of market capitalization (market price x shares outstanding) of a portfolio's stocks, weighted by the proportion of the portfolio's assets invested in each stock. Stocks representing half of the portfolio's assets have market capitalizations above the median, and the rest are below it.

**Mutual Fund.** An investment company that pools the money of many people and invests it in a variety of securities in an effort to achieve a specific objective over time.

**New York Stock Exchange (NYSE).** A stock exchange based in New York City that is open for regular trading on business days, Monday through Friday, from 9:30 a.m. to 4 p.m., Eastern time.

**Real Estate Investment Trust (REIT).** A company that owns and manages a group of properties, mortgages, or both.

**Return of Capital.** A return of capital occurs when a portfolio's distributions exceed its earnings in a fiscal year. A return of capital is a return of all or part of your original investment or amounts paid in excess of your original investment in a portfolio. In general, a return of capital reduces your cost basis in a portfolio's shares and is not taxable to you until your cost basis has been reduced to zero.

**Securities.** Stocks, bonds, money market instruments, and other investments.

**Total Return.** A percentage change, over a specified time period, in a portfolio's net asset value, assuming the reinvestment of all distributions of dividends and capital gains.

**Tracking Error.** A measure of the difference between the performance of a fund or portfolio and that of its benchmark index.

**Volatility.** The fluctuations in value of a mutual fund or other security. The greater a portfolio's volatility, the wider the fluctuations in its returns.

**Yield.** Income (interest or dividends) earned by an investment, expressed as a percentage of the investment's price.



**Connect with Vanguard®** > [vanguard.com](https://vanguard.com)

### **For More Information**

If you would like more information about Vanguard Variable Insurance Funds Real Estate Index Portfolio, the following documents are available free upon request:

### **Annual/Semiannual Reports to Shareholders**

Additional information about the Portfolio's investments is available in the Portfolio's annual and semiannual reports to shareholders. In the annual report, you will find a discussion of the market conditions and investment strategies that significantly affected the Portfolio's performance during its last fiscal year.

### **Statement of Additional Information (SAI)**

The SAI provides more detailed information about the Portfolio and is incorporated by reference into (and thus legally a part of) this prospectus.

To receive a free copy of the latest annual or semiannual reports or the SAI, or to request additional information about the Portfolio or other Vanguard funds, please visit [vanguard.com](https://vanguard.com) or contact us as follows:

Telephone: 800-522-5555; Text telephone for people with hearing impairment: 800-749-7273

### **Information Provided by the SEC**

Reports and other information about the Portfolio are available in the EDGAR database on the SEC's website at [sec.gov](https://sec.gov), or you can receive copies of this information, for a fee, by electronic request at the following email address: [publicinfo@sec.gov](mailto:publicinfo@sec.gov).

Portfolio's Investment Company Act file number: 811-05962



# Vanguard Variable Insurance Funds Small Company Growth Portfolio

May 2, 2022

Prospectus

This prospectus contains financial data for the Portfolio through the fiscal year ended December 31, 2021.

The Securities and Exchange Commission (SEC) has not approved or disapproved these securities or passed upon the adequacy of this prospectus. Any representation to the contrary is a criminal offense.

# Contents

|                            |    |                              |    |
|----------------------------|----|------------------------------|----|
| Portfolio Summary          | 1  | Financial Highlights         | 17 |
| More on the Portfolio      | 5  | General Information          | 19 |
| The Portfolio and Vanguard | 12 | Glossary of Investment Terms | 22 |
| Investment Advisors        | 12 |                              |    |
| Taxes                      | 14 |                              |    |
| Share Price                | 15 |                              |    |

# Portfolio Summary

## Investment Objective

The Portfolio seeks to provide long-term capital appreciation.

## Fees and Expenses

The following table describes the fees and expenses you may pay if you buy, hold, and sell shares of the Portfolio. The expenses shown in the table and in the example that follows do not reflect additional fees and expenses associated with the annuity or life insurance program through which you invest. If those additional fees and expenses were included, overall expenses would be higher.

### Annual Portfolio Operating Expenses

(Expenses that you pay each year as a percentage of the value of your investment)

|   |       |
|---|-------|
| Management Fees                           | 0.29% |
| 12b-1 Distribution Fee                    | None  |
| Other Expenses                            | 0.01% |
| Total Annual Portfolio Operating Expenses | 0.30% |

### Example

The following example is intended to help you compare the cost of investing in the Portfolio with the cost of investing in other mutual funds. It illustrates the hypothetical expenses that you would incur over various periods if you were to invest \$10,000 in the Portfolio's shares. This example assumes that the Portfolio provides a return of 5% each year and that total annual portfolio operating expenses remain as stated in the preceding table. You would incur these hypothetical expenses whether or not you were to redeem your investment at the end of the given period. Although your actual costs may be higher or lower, based on these assumptions your costs would be:

| 1 Year | 3 Years | 5 Years | 10 Years |
|--------|---------|---------|----------|
| \$31   | \$97    | \$169   | \$381    |

### Portfolio Turnover

The Portfolio pays transaction costs, such as commissions, when it buys and sells securities (or "turns over" its portfolio). A higher portfolio turnover rate may indicate higher transaction costs. These costs, which are not reflected in annual portfolio operating expenses or in the previous expense example, reduce the Portfolio's performance. During the most recent fiscal year, the Portfolio's turnover rate was 57% of the average value of its portfolio.

**Principal Investment Strategies**

The Portfolio, under normal circumstances, invests at least 80% of its assets primarily in common stocks of small companies. These companies tend to be unseasoned but are considered by the Portfolio’s advisors to have superior growth potential. Also, these companies often provide little or no dividend income. The Portfolio uses multiple investment advisors. Each advisor independently selects and maintains a portfolio of common stocks for the Portfolio.

**Principal Risks**

An investment in the Portfolio could lose money over short or long periods of time. You should expect the Portfolio’s share price and total return to fluctuate within a wide range. The Portfolio is subject to the following risks, which could affect the Portfolio’s performance:

- *Stock market risk*, which is the chance that stock prices overall will decline. Stock markets tend to move in cycles, with periods of rising prices and periods of falling prices.
- *Investment style risk*, which is the chance that returns from small-capitalization growth stocks will trail returns from the overall stock market. Historically, small-cap stocks have been more volatile in price than the large-cap stocks that dominate the overall market, and they often perform quite differently. The stock prices of small companies tend to experience greater volatility because, among other things, these companies tend to be more sensitive to changing economic conditions.
- *Manager risk*, which is the chance that poor security selection will cause the Portfolio to underperform relevant benchmarks or other funds with a similar investment objective. In addition, significant investments in the health care and information technology sectors subject the Portfolio to proportionately higher exposure to the risks of these sectors.

**An investment in the Portfolio is not a deposit of a bank and is not insured or guaranteed by the Federal Deposit Insurance Corporation or any other government agency.**

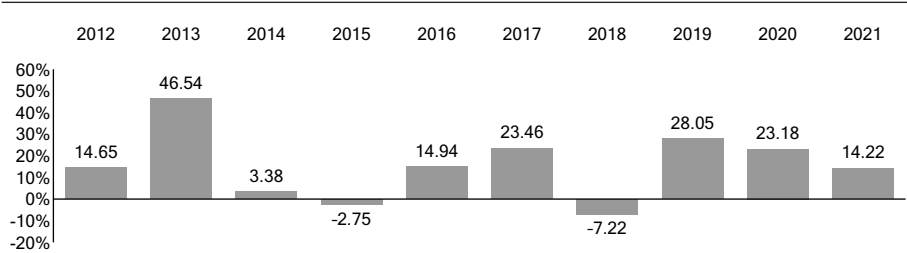
**Annual Total Returns**

The following bar chart and table are intended to help you understand the risks of investing in the Portfolio. The bar chart shows how the performance of the Portfolio has varied from one calendar year to another over the periods shown. The table shows how the average annual total returns of the Portfolio compare with those of relevant market indexes, which have investment characteristics similar to those of the Portfolio. The Portfolio’s returns are net of its expenses but



do not reflect additional fees and expenses that are deducted by the annuity or life insurance program through which you invest. If such fees and expenses were included in the calculation of the Portfolio's returns, the returns would be lower. Keep in mind that the Portfolio's past performance does not indicate how the Portfolio will perform in the future. Updated performance information is available on our website for Financial Advisors at [advisors.vanguard.com](http://advisors.vanguard.com) or by calling Vanguard toll-free at 800-522-5555.

Annual Total Returns — Small Company Growth Portfolio



During the periods shown in the bar chart, the highest and lowest returns for a calendar quarter were:

|         | Total Return | Quarter        |
|---------|--------------|----------------|
| Highest | 32.63%       | June 30, 2020  |
| Lowest  | -30.49%      | March 31, 2020 |

Average Annual Total Returns for Periods Ended December 31, 2021

|  | 1 Year | 5 Years | 10 Years |
|--|--------|---------|----------|
| Small Company Growth Portfolio                         | 14.22% | 15.59%  | 14.89%   |
| Russell 2500 Growth Index                              |        |         |          |
| (reflects no deduction for fees, expenses, or taxes)   | 5.04%  | 17.65%  | 15.75%   |
| Dow Jones U.S. Total Stock Market Float Adjusted Index |        |         |          |
| (reflects no deduction for fees, expenses, or taxes)   | 25.66  | 17.92   | 16.24    |

## **Investment Advisors**

ArrowMark Colorado Holdings, LLC (ArrowMark Partners)

The Vanguard Group, Inc. (Vanguard)

## **Portfolio Managers**

Chad Meade, Partner and Portfolio Manager of ArrowMark Partners. He has co-managed a portion of the Portfolio since 2016.

Brian Schaub, CFA, Partner and Portfolio Manager of ArrowMark Partners. He has co-managed a portion of the Portfolio since 2016.

Cesar Orosco, CFA, Ph.D., Head of Alpha Equity Investments at Vanguard. He has co-managed a portion of the Portfolio since 2021.


## **Tax Information**

The Portfolio normally distributes its net investment income and net realized capital gains, if any, to its shareholders, which are the insurance company separate accounts that sponsor your variable annuity or variable life insurance contract. The tax consequences to you of your investment in the Portfolio depend on the provisions of the annuity or life insurance contract through which you invest. For more information on taxes, please refer to the prospectus of the annuity or life insurance contract through which Portfolio shares are offered.

## **Payments to Financial Intermediaries**

The Portfolio and its investment advisors do not pay financial intermediaries for sales of Portfolio shares.

## More on the Portfolio

This prospectus describes the principal risks you would face as an investor in this Portfolio. It is important to keep in mind one of the main principles of investing: generally, the higher the risk of losing money, the higher the potential reward. The reverse, also, is generally true: the lower the risk, the lower the potential reward. As you consider an investment in any mutual fund, you should take into account your personal tolerance for fluctuations in the securities markets. Look for this  symbol throughout the prospectus. It is used to mark detailed information about the more significant risks that you would confront as a Portfolio investor. To highlight terms and concepts important to mutual fund investors, we have provided Plain Talk<sup>®</sup> explanations along the way. Reading the prospectus will help you decide whether the Portfolio is the right investment for you. We suggest that you keep this prospectus for future reference.

### A Note About Vanguard Variable Insurance Funds

The Small Company Growth Portfolio of Vanguard Variable Insurance Funds is a mutual fund used solely as an investment option for annuity or life insurance contracts offered by insurance companies. This means that you cannot purchase shares of the Portfolio directly, but only through a contract offered by an insurance company.

The Small Company Growth Portfolio is separate from other Vanguard mutual funds, even when the Portfolio and a fund have the same investment objective and advisor. The Portfolio's investment performance will differ from the performance of other Vanguard funds because of differences in the securities held and because of administrative and insurance costs associated with the annuity or life insurance program through which you invest.

#### Plain Talk About Costs of Investing

Costs are an important consideration in choosing a mutual fund. That is because you, as a contract owner, pay a proportionate share of the costs of operating a fund and any transaction costs incurred when the fund buys or sells securities. These costs can erode a substantial portion of the gross income or the capital appreciation a fund achieves. Even seemingly small differences in expenses can, over time, have a dramatic effect on a fund's performance.

The following sections explain the principal investment strategies and policies that the Portfolio uses in pursuit of its investment objective. The board of trustees of Vanguard Variable Insurance Funds (the Board), which oversees the Portfolio's management, may change investment strategies or policies in the

interest of shareholders without a shareholder vote, unless those strategies or policies are designated as fundamental. The Portfolio may change its 80% policy only upon 60 days' notice to shareholders.

## Market Exposure

The Portfolio's investment in small company stocks generally will be within the capitalization range of the companies included in the Russell 2500 Growth Index (\$32 million to \$35 billion, as of December 31, 2021). In the future, the Index's market capitalization range may be higher or lower, and the Portfolio may use a different small-cap index as a benchmark. Such changes may occur at any time and without notice to Portfolio shareholders. The Portfolio's stocks are expected to provide little or no dividend income.



***The Portfolio is subject to stock market risk, which is the chance that stock prices overall will decline. Stock markets tend to move in cycles, with periods of rising prices and periods of falling prices.***

Stocks of publicly traded companies are often classified according to market capitalization, which is the market value of a company's outstanding shares. These classifications typically include small-cap, mid-cap, and large-cap. It is important to understand that there are no "official" definitions of small-, mid-, and large-cap, even among Vanguard fund advisors, and that market capitalization ranges can change over time. The asset-weighted median market capitalization of the Portfolio's stock holdings as of December 31, 2021, was \$5.6 billion.

Stock funds can also be categorized according to whether the stocks they hold are value or growth stocks or a blend of both. The Small Company Growth Portfolio generally fits into the small-cap growth category.



***The Portfolio is subject to investment style risk, which is the chance that returns from small-capitalization growth stocks will trail returns from the overall stock market. Historically, small-cap stocks have been more volatile in price than the large-cap stocks that dominate the overall market, and they often perform quite differently. The stock prices of small companies tend to experience greater volatility because, among other things, these companies tend to be more sensitive to changing economic conditions.***

Small-cap stocks in particular tend to be more volatile in price. This volatility is the result of several factors, which may include (but are not limited to) less certain growth and dividend prospects for smaller companies, fewer financial reserves during adverse market conditions, less access to capital funding, and generally greater sensitivity to changes within the company.

### Plain Talk About Growth Funds and Value Funds

Growth investing and value investing are two styles employed by stock-fund managers. Growth funds generally invest in stocks of companies believed to have above-average potential for growth in revenue, earnings, cash flow, or other similar criteria. These stocks typically have low dividend yields, if any, and above-average prices in relation to measures such as earnings and book value. Value funds typically invest in stocks whose prices are below average in relation to those measures; these stocks often have above-average dividend yields. Value stocks also may remain undervalued by the market for long periods of time. Growth and value stocks have historically produced similar long-term returns, though each category has periods when it outperforms the other.

Market disruptions can adversely affect local and global markets as well as normal market conditions and operations. Any such disruptions could have an adverse impact on the value of the Portfolio's investments and Portfolio performance.

### Security Selection

The Portfolio uses multiple investment advisors. Each advisor independently selects and maintains a portfolio of common stocks for the Portfolio. Each advisor employs active investment management methods, which means that securities are bought and sold according to the advisor's evaluations of companies and their financial prospects, the prices of the securities, and the stock market and the economy in general. Each advisor will sell a security when, in the view of the advisor, it is no longer as attractive as an alternative investment or if the advisor deems it to be in the best interest of the Portfolio. Different advisors may reach different conclusions on the same security. Each advisor uses a different process to select securities for its portion of the Portfolio's assets; however, each is committed to buying stocks of small companies that, in the advisor's opinion, have strong growth potential.

*ArrowMark Partners* uses in-depth, fundamental research to uncover companies that, in its opinion, can control their own economic destiny. The advisor starts by identifying businesses with strong competitive advantages in industries with high barriers to entry. *ArrowMark Partners* then narrows its focus to companies with large potential markets and high-quality business models focused on the future. Finally, the advisor minimizes potential downside risk, resulting in a diversified portfolio of stable growth companies, cyclical share gainers, and to a lesser extent, game-changing growth businesses that it believes will deliver returns beyond those of the benchmark index over time.

*Vanguard* constructs a broadly diversified portfolio of small-cap domestic growth stocks based on its assessment of the relative return potential of the securities. *Vanguard* selects securities of companies that it believes offer an appropriate balance between strong growth prospects and reasonable valuations relative to their industry peers. *Vanguard* manages the portfolio through the use of a quantitative process to evaluate all of the securities in the Portfolio's benchmark, the Russell 2500 Growth Index, while seeking to maintain a risk profile similar to that of the Index. This process was developed and is managed by *Vanguard's* Quantitative Equity Group and is reviewed and enhanced on an ongoing basis. All potential enhancements to the process go through rigorous peer vetting and validation before being implemented.



***The Portfolio is subject to manager risk, which is the chance that poor security selection will cause the Portfolio to underperform relevant benchmarks or other funds with a similar investment objective. In addition, significant investments in the health care and information technology sectors subject the Portfolio to proportionately higher exposure to the risks of these sectors.***

## **Other Investment Policies and Risks**

In addition to investing in common stocks of small companies with growth potential, the Portfolio may make other kinds of investments to achieve its investment objective.

Although the Portfolio typically does not make significant investments in foreign securities, it reserves the right to invest up to 25% of its assets in foreign securities, which may include depositary receipts. Foreign securities may be traded on U.S. or foreign markets. To the extent that it owns foreign securities, the Portfolio is subject to country risk and currency risk. *Country risk* is the chance that world events—such as political upheaval, financial troubles, or natural disasters—will adversely affect the value of securities issued by companies in foreign countries. In addition, the prices of foreign stocks and the

prices of U.S. stocks have, at times, moved in opposite directions. *Currency risk* is the chance that the value of a foreign investment, measured in U.S. dollars, will decrease because of unfavorable changes in currency exchange rates.

The Portfolio may invest, to a limited extent, in derivatives. Generally speaking, a derivative is a financial contract whose value is based on the value of a financial asset (such as a stock, a bond, or a currency), a physical asset (such as gold, oil, or wheat), a market index, or a reference rate. Investments in derivatives may subject the Portfolio to risks different from, and possibly greater than, those of investments directly in the underlying securities or assets. The Portfolio will not use derivatives for speculation or for the purpose of leveraging (magnifying) investment returns.

The Portfolio may enter into foreign currency exchange forward contracts, which are a type of derivative. A foreign currency exchange forward contract is an agreement to buy or sell a currency at a specific price on a specific date, usually 30, 60, or 90 days in the future. In other words, the contract guarantees an exchange rate on a given date. Advisors of portfolios that invest in foreign securities can use these contracts to guard against unfavorable changes in currency exchange rates. These contracts, however, would not prevent the Portfolio's securities from falling in value as a result of risks other than unfavorable currency exchange movements.

The Portfolio may invest a small portion of its assets in equity futures, which are a type of derivative, and/or shares of exchange-traded funds (ETFs), including ETF Shares issued by Vanguard stock funds. These equity futures and ETFs typically provide returns similar to those of common stocks. The Portfolio may purchase futures or ETFs when doing so will reduce the Portfolio's transaction costs or have the potential to add value because the instruments are favorably priced. Vanguard receives no additional revenue from Portfolio assets invested in ETF Shares of other Vanguard funds. Portfolio assets invested in ETF Shares are excluded when allocating to the Portfolio its share of the costs of Vanguard operations.

## **Cash Management**

The Portfolio's daily cash balance may be invested in Vanguard Market Liquidity Fund and/or Vanguard Municipal Cash Management Fund (each, a CMT Fund), which are low-cost money market funds. When investing in a CMT Fund, the Portfolio bears its proportionate share of the expenses of the CMT Fund in which it invests. Vanguard receives no additional revenue from Portfolio assets invested in a CMT Fund.

## Temporary Investment Measures

The Portfolio may temporarily depart from its normal investment policies and strategies when an advisor believes that doing so is in the Portfolio's best interest, so long as the strategy or policy employed is consistent with the Portfolio's investment objective. For instance, the Portfolio may invest beyond its normal limits in derivatives or exchange-traded funds that are consistent with the Portfolio's investment objective when those instruments are more favorably priced or provide needed liquidity, as might be the case if the Portfolio is transitioning assets from one advisor to another or receives large cash flows that it cannot prudently invest immediately.

In addition, the Portfolio may take temporary defensive positions that are inconsistent with its normal investment policies and strategies—for instance, by allocating substantial assets to cash equivalent investments or other less volatile instruments—in response to adverse or unusual market, economic, political, or other conditions. In doing so, the Portfolio may succeed in avoiding losses but may otherwise fail to achieve its investment objective.

## Frequent Trading or Market-Timing

**Background.** Some investors try to profit from strategies involving frequent trading of mutual fund shares, such as market-timing. For funds holding foreign securities, investors may try to take advantage of an anticipated difference between the price of the fund's shares and price movements in overseas markets, a practice also known as time-zone arbitrage. Investors also may try to engage in frequent trading of funds holding investments such as small-cap stocks and high-yield bonds. As money is shifted into and out of a fund by an investor engaging in frequent trading, the fund incurs costs for buying and selling securities, resulting in increased brokerage and administrative costs. These costs are borne by *all* fund investors, including the long-term investors who do not generate the costs. In addition, frequent trading may interfere with an advisor's ability to efficiently manage the fund.

**Policies to address frequent trading.** The Vanguard funds (other than money market funds and short-term bond funds, but including Vanguard Short-Term Inflation-Protected Securities Index Fund) do not knowingly accommodate frequent trading. The board of trustees of each Vanguard fund (other than money market funds and short-term bond funds, but including Vanguard Short-Term Inflation-Protected Securities Index Fund) has adopted policies and procedures reasonably designed to detect and discourage frequent trading and, in some cases, to compensate the fund for the costs associated with it. These policies and procedures do not apply to ETF Shares because frequent trading in ETF Shares generally does not disrupt portfolio management or otherwise harm fund



investors. Although there is no assurance that Vanguard will be able to detect or prevent frequent trading or market-timing in all circumstances, the following policies have been adopted to address these issues:

- Each Vanguard fund reserves the right to reject any purchase request—including exchanges from other Vanguard funds—without notice and regardless of size. For example, a purchase request could be rejected because the investor has a history of frequent trading or if Vanguard determines that such purchase may negatively affect a fund's operation or performance.
- Certain Vanguard funds charge investors purchase and/or redemption fees on transactions.

You may purchase or sell Portfolio shares through a contract offered by an insurance company. When insurance companies establish omnibus accounts in the Portfolio for their clients, we cannot monitor the individual clients' trading activity. However, we review trading activity at the omnibus account level, and we look for activity that may indicate potential frequent trading or market-timing. If we detect suspicious trading activity, we will seek the assistance of the insurance company to investigate that trading activity and take appropriate action, including prohibiting additional purchases of Portfolio shares by a client. Insurance companies may apply frequent-trading policies that differ from one another. Please read the insurance company contract and program materials carefully to learn of any rules or fees that may apply.

**See the accompanying prospectus for the annuity or insurance program through which Portfolio shares are offered for further details on transaction policies.**

The Portfolio, in determining its net asset value, will use fair-value pricing when appropriate, as described in the *Share Price* section. Fair-value pricing may reduce or eliminate the profitability of certain frequent-trading strategies.

**Do not invest with Vanguard if you are a market-timer.**

### **Turnover Rate**

A mutual fund's turnover rate is a measure of its trading activity. The Portfolio may sell securities regardless of how long they have been held. The historical turnover rates for the Portfolio can be found in the **Financial Highlights** section of this prospectus. A turnover rate of 100%, for example, would mean that the Portfolio had sold and replaced securities valued at 100% of its net assets within a one-year period. In general, the greater the turnover rate, the greater the impact transaction costs will have on a fund's return. Also, funds with high

turnover rates may be more likely to generate capital gains, including short-term capital gains, that must be distributed to shareholders and will be taxable to shareholders investing through a taxable account.

## The Portfolio and Vanguard

The Portfolio is a member of The Vanguard Group, Inc. (Vanguard), a family of over 200 funds. All of the funds that are members of Vanguard (other than funds of funds) share in the expenses associated with administrative services and business operations, such as personnel, office space, and equipment.

Vanguard Marketing Corporation provides marketing services to the funds. Although fund shareholders do not pay sales commissions or 12b-1 distribution fees, each fund (other than a fund of funds) or each share class of a fund (in the case of a fund with multiple share classes) pays its allocated share of the Vanguard funds' marketing costs.

### Plain Talk About Vanguard's Unique Corporate Structure

Vanguard is owned jointly by the funds it oversees and thus indirectly by the shareholders in those funds. Most other mutual funds are operated by management companies that are owned by third parties—either public or private stockholders—and not by the funds they serve.

## Investment Advisors

The Portfolio uses a multimanager approach. Each advisor independently manages its assigned portion of the Portfolio's assets subject to the supervision and oversight of Vanguard and the Board. The Board designates the proportion of Portfolio assets to be managed by each advisor and may change these proportions at any time.

- ArrowMark Colorado Holdings, LLC, 100 Fillmore Street, Suite 325, Denver, CO 80206, is an investment advisory firm founded in 2007. As of December 31, 2021, ArrowMark Partners managed approximately \$24.6 billion in assets.
- The Vanguard Group, Inc., P.O. Box 2600, Valley Forge, PA 19482, which began operations in 1975, provides investment advisory services to the Portfolio through its Quantitative Equity Group. As of December 31, 2021, Vanguard served as advisor for approximately \$6.9 trillion in assets.

The Portfolio pays ArrowMark Partners a base fee plus or minus a performance adjustment. The base fee, which is paid quarterly, is a percentage of average daily net assets managed by the advisor during the most recent fiscal quarter. The performance adjustment, also paid quarterly, is based on the cumulative total return of the advisor's portion of the Portfolio relative to that of the Russell 2500 Growth Index over the preceding 60-month period. When the performance adjustment is positive, the Portfolio's expenses increase; when it is negative, expenses decrease.

Vanguard provides investment advisory services to the Portfolio pursuant to the Funds' Service Agreement and subject to the supervision and oversight of the trustees and officers of Vanguard Variable Insurance Funds.

For the fiscal year ended December 31, 2021, the aggregate advisory fees and expenses represented an effective annual rate of 0.14% of the Portfolio's average net assets before a performance-based decrease of 0.02%.

Under the terms of an SEC exemption, the board of trustees of Vanguard Variable Insurance Funds may, without prior approval from shareholders, change the terms of an advisory agreement with a third-party investment advisor or hire a new third-party investment advisor—either as a replacement for an existing advisor or as an additional advisor. Any significant change in the Portfolio's advisory arrangements will be communicated to shareholders in writing. As the Portfolio's sponsor and overall manager, Vanguard may provide investment advisory services to the Portfolio at any time. Vanguard may also recommend to the board of trustees that an advisor be hired, terminated, or replaced or that the terms of an existing advisory agreement be revised. Vanguard Variable Insurance Funds has filed an application seeking a similar SEC exemption with respect to investment advisors that are wholly owned subsidiaries of Vanguard. If the exemption is granted, the Portfolio may rely on the new SEC relief.

For a discussion of why the Board approved the Portfolio's investment advisory arrangements, see the most recent semiannual report to shareholders covering the fiscal period ended June 30.

The managers primarily responsible for the day-to-day management of the Portfolio are:

**Chad Meade**, Partner and Portfolio Manager of ArrowMark Partners. He has worked in investment management since 1998, has managed investment portfolios since 2006, has been with ArrowMark Partners since 2013, and has co-managed a portion of the Portfolio since 2016. Education: B.S., Virginia Tech.

**Brian Schaub**, CFA, Partner and Portfolio Manager of ArrowMark Partners. He has worked in investment management since 2000, has managed investment portfolios since 2006, has been with ArrowMark Partners since 2013, and has co-managed a portion of the Portfolio since 2016. Education: B.A., Williams College.

**Cesar Orosco**, CFA, Ph.D., Head of Alpha Equity Investments at Vanguard. He has been with Vanguard since 2020, has worked in investment management since 2004, has managed investment portfolios since 2004, and has co-managed a portion of the Portfolio since 2021. Education: B.S., Universidad de Lima; Ph.D., University of Pennsylvania.

The Portfolio's *Statement of Additional Information* provides information about each portfolio manager's compensation, other accounts under management, and ownership of shares of the Portfolio.

## Taxes

The Portfolio normally distributes its net investment income and net realized short-term or long-term capital gains, if any, to its shareholders, which are the insurance company separate accounts that fund your variable annuity or variable life insurance contract. From time to time, the Portfolio may also make distributions that are treated as a return of capital. The tax consequences to you of your investment in the Portfolio depend on the provisions of the annuity or life insurance contract through which you invest; please refer to the prospectus of such contract for more information.

The Portfolio intends to operate in such a manner that a separate account investing only in Portfolio shares will result in the variable annuity and variable life insurance contracts supported by that account receiving favorable tax treatment. This favorable treatment means that you generally will not be taxed on Portfolio distributions or proceeds on dispositions of Portfolio shares received by the separate account funding your contract. In order to qualify for this favorable treatment, the insurance company separate accounts that invest in the Portfolio must satisfy certain requirements. If a Portfolio funding your contract does not meet such requirements, your contract could lose its favorable tax treatment and income and gain allocable to your contract could be taxable to you. Also, if the IRS were to determine that contract holders have an impermissible level of control over the investments funding their contracts, your contract could lose its

favorable tax treatment and income and gain allocable to your contract could be taxable currently to you. Please see the Portfolio's *Statement of Additional Information* for more information.

## Share Price

Share price, also known as *net asset value* (NAV), is calculated as of the close of regular trading on the New York Stock Exchange (NYSE), generally 4 p.m., Eastern time, on each day that the NYSE is open for business (a business day). In the rare event the NYSE experiences unanticipated disruptions and is unavailable at the close of the trading day, NAVs will be calculated as of the close of regular trading on the Nasdaq (or another alternate exchange if the Nasdaq is unavailable, as determined at Vanguard's discretion), generally 4 p.m., Eastern time. The NAV per share is computed by dividing the total assets, minus liabilities, of the Portfolio by the number of Portfolio shares outstanding. On U.S. holidays or other days when the NYSE is closed, the NAV is not calculated, and the Portfolio does not sell or redeem shares. However, on those days the value of the Portfolio's assets may be affected to the extent that the Portfolio holds securities that change in value on those days (such as foreign securities that trade on foreign markets that are open).

Stocks held by a Vanguard portfolio are valued at their *market value* when reliable market quotations are readily available from the principal exchange or market on which they are traded. Such securities are generally valued at their official closing price, the last reported sales price, or if there were no sales that day, the mean between the closing bid and asking prices. When a portfolio determines that pricing-service information or market quotations either are not readily available or do not accurately reflect the value of a security, the security is priced at its *fair value* (the amount that the owner might reasonably expect to receive upon the current sale of the security).

The values of any foreign securities held by a portfolio are converted into U.S. dollars using an exchange rate obtained from an independent third party as of the close of regular trading on the NYSE. The values of any mutual fund shares, including institutional money market fund shares, held by a portfolio are based on the NAVs of the shares. The values of any ETF shares or closed-end fund shares held by a portfolio are based on the market value of the shares.

A portfolio also will use fair-value pricing if the value of a security it holds has been materially affected by events occurring before the portfolio's pricing time but after the close of the principal exchange or market on which the security is

traded. This most commonly occurs with foreign securities, which may trade on foreign exchanges that close many hours before the portfolio's pricing time. Intervening events might be company-specific (e.g., earnings report, merger announcement) or country-specific or regional/global (e.g., natural disaster, economic or political news, act of terrorism, interest rate change). Intervening events include price movements in U.S. markets that exceed a specified threshold or that are otherwise deemed to affect the value of foreign securities.

Fair-value pricing may be used for domestic securities—for example, if (1) trading in a security is halted and does not resume before the portfolio's pricing time or a security does not trade in the course of a day and (2) the portfolio holds enough of the security that its price could affect the portfolio's NAV.

Fair-value prices are determined by Vanguard according to procedures adopted by the board of trustees. When fair-value pricing is employed, the prices of securities used by a portfolio to calculate the NAV may differ from quoted or published prices for the same securities.

The Portfolio's NAV is used to determine the unit value for the annuity or life insurance program through which you invest. For more information on unit values, please refer to the accompanying prospectus of the insurance company that offers your annuity or life insurance program.

## Financial Highlights

Financial highlights information is intended to help you understand a fund's performance for the past five years (or, if shorter, its period of operations). Certain information reflects financial results for a single fund share. Total return represents the rate that an investor would have earned or lost each period on an investment in a fund or share class (assuming reinvestment of all distributions). This information has been obtained from the financial statements audited by PricewaterhouseCoopers LLP, an independent registered public accounting firm, whose report, along with fund financial statements, is included in a fund's most recent annual report to shareholders. You may obtain a free copy of a fund's latest annual or semiannual report, which is available upon request.

Yields and total returns presented for the Portfolio are net of the Portfolio's operating expenses, but they do not take into account charges and expenses attributable to the annuity or life insurance program through which you invest. The expenses of the annuity or life insurance program reduce the returns and yields you ultimately receive, so you should bear those expenses in mind when evaluating the performance of the Portfolio and when comparing the yields and returns of the Portfolio with those of other mutual funds.

## Vanguard Small Company Growth Portfolio

| For a Share Outstanding Throughout Each Period             | Year Ended December 31, |                |                |                |                |
|--|-------------------------|----------------|----------------|----------------|----------------|
|  | 2021                    | 2020           | 2019           | 2018           | 2017           |
| <b>Net Asset Value, Beginning of Period</b>                | <b>\$24.49</b>          | <b>\$23.08</b> | <b>\$20.30</b> | <b>\$24.62</b> | <b>\$21.50</b> |
| <b>Investment Operations</b>                               |                         |                |                |                |                |
| Net Investment Income <sup>1</sup>                         | .056                    | .102           | .128           | .123           | .109           |
| Net Realized and Unrealized Gain (Loss) on Investments     | 3.343                   | 3.521          | 5.323          | (1.563)        | 4.652          |
| Total from Investment Operations                           | 3.399                   | 3.623          | 5.451          | (1.440)        | 4.761          |
| <b>Distributions</b>                                       |                         |                |                |                |                |
| Dividends from Net Investment Income                       | (.101)                  | (.143)         | (.118)         | (.103)         | (.111)         |
| Distributions from Realized Capital Gains                  | (1.288)                 | (2.070)        | (2.553)        | (2.777)        | (1.530)        |
| Total Distributions  | (1.389)                 | (2.213)        | (2.671)        | (2.880)        | (1.641)        |
| <b>Net Asset Value, End of Period</b>                      | <b>\$26.50</b>          | <b>\$24.49</b> | <b>\$23.08</b> | <b>\$20.30</b> | <b>\$24.62</b> |
| <b>Total Return</b>  | <b>14.22%</b>           | <b>23.18%</b>  | <b>28.05%</b>  | <b>-7.22%</b>  | <b>23.46%</b>  |
| <b>Ratios/Supplemental Data</b>                            |                         |                |                |                |                |
| Net Assets, End of Period (Millions)                       | \$1,944                 | \$2,130        | \$2,111        | \$1,827        | \$1,750        |
| Ratio of Total Expenses to Average Net Assets <sup>2</sup> | 0.30%                   | 0.30%          | 0.32%          | 0.32%          | 0.34%          |
| Ratio of Net Investment Income to Average Net Assets       | 0.21%                   | 0.52%          | 0.59%          | 0.52%          | 0.48%          |
| Portfolio Turnover Rate                                    | 57% <sup>3</sup>        | 53%            | 58%            | 66%            | 93%            |

1 Calculated based on average shares outstanding.

2 Includes performance-based investment advisory fee increases (decreases) of (0.02%), (0.02%), 0.01%, 0.01%, and 0.00%.

3 Excludes the value of portfolio securities received or delivered as a result of in-kind purchases or redemptions of the portfolio's capital shares.



## General Information

This Portfolio of Vanguard Variable Insurance Funds offers its shares to insurance companies to fund both annuity and life insurance contracts. Because of differences in tax treatment or other considerations, the best interests of various contract owners participating in the Portfolio might at some time be in conflict. The Board will monitor for any material conflicts and determine what action, if any, should be taken.

If the Board determines that continued offering of shares would be detrimental to the best interests of the Portfolio's shareholders, the Portfolio may suspend the offering of shares for a period of time. If the Board determines that a specific purchase acceptance would be detrimental to the best interests of the Portfolio's shareholders (for example, because of the size of the purchase request or a history of frequent trading by the investor), the Portfolio may reject such a purchase request.

If you wish to redeem money from the Portfolio, please refer to the instructions provided in the accompanying prospectus for the annuity or life insurance program. Shares of the Portfolio may be redeemed on any business day that the NYSE is open for trading. The redemption price of shares will be at the next-determined NAV per share. Redemption proceeds generally will be wired to the administrator within one business day following receipt of the redemption request, but no later than seven business days. Contract owners will receive their redemption checks from the administrator.

Under normal circumstances, the Portfolio typically expects to meet redemptions with positive cash flows. When this is not an option, the Portfolio seeks to first meet redemptions from a cash or cash equivalent reserve. Alternatively, Vanguard may instruct the advisors to sell a cross section of the Portfolio's holdings to meet redemptions, while also factoring in transaction costs. Additionally, the Portfolio may work with the insurance companies through which contract owners participate in the Portfolio to implement redemptions in a manner that is least disruptive to the portfolio.

Under certain circumstances, including under stressed market conditions, there are additional tools that the Portfolio may use in order to meet redemptions, including advancing the settlement of market trades with counterparties to match investor redemption payments or delaying settlement of an investor's transaction to match trade settlement within regulatory requirements. The Portfolio may also suspend payment of redemption proceeds for up to seven days. Additionally, under these unusual circumstances, the Portfolio may borrow money (subject to certain regulatory conditions and if available under

board-approved procedures) through an interfund lending facility; through a bank line-of-credit, including a joint committed credit facility; or through an uncommitted line-of-credit from Vanguard in order to meet redemption requests.

The Portfolio may suspend the redemption right or postpone payment at times when the NYSE is closed or during any emergency circumstances, as determined by the SEC.

The exchange privilege (your ability to redeem shares from one Portfolio to purchase shares of another Portfolio) may be available to you through your contract. Although we make every effort to maintain the exchange privilege, Vanguard reserves the right to revise or terminate this privilege, limit the amount of an exchange, or reject any exchange, at any time, without notice.

If the Board determines that it would be detrimental to the best interests of the Portfolio's remaining shareholders to make payment in cash, the Portfolio may pay redemption proceeds, in whole or in part, by an in-kind distribution of readily marketable securities.

For certain categories of investors, the Portfolio has authorized one or more brokers to accept on its behalf purchase and redemption orders. The brokers are authorized to designate other intermediaries to accept purchase and redemption orders on the Portfolio's behalf. The Portfolio will be deemed to have received a purchase or redemption order when an authorized broker, or a broker's authorized designee, accepts the order in accordance with the Portfolio's instructions. In most cases, for these categories of investors, a contract owner's properly transmitted order will be priced at the Portfolio's next-determined NAV after the order is accepted by the authorized broker or the broker's designee. The contract owner should review the authorized broker's policies relating to trading in the Vanguard funds.

Please consult the Portfolio's *Statement of Additional Information* or our website for a description of the policies and procedures that govern disclosure of the Portfolio's portfolio holdings.

The Portfolio's Bylaws require, unless the Trust otherwise consents in writing, that the U.S. Federal District Courts be the sole and exclusive forum for the resolution of complaints under the Securities Act of 1933. This provision may limit a shareholder's ability to bring a claim in a different forum and may result in increased shareholder costs in pursuing such a claim.

## Shareholder Rights

The Portfolio's Agreement and Declaration of Trust, as amended, requires a shareholder bringing a derivative action on behalf of Vanguard Variable Insurance Funds (the Trust) that is subject to a pre-suit demand to collectively hold at least 10% of the outstanding shares of the Trust or at least 10% of the outstanding shares of the series or class to which the demand relates and to undertake to reimburse the Trust for the expense of any counsel or advisors used when considering the merits of the demand in the event that the board of trustees determines not to bring such action. In each case, these requirements do not apply to claims arising under the federal securities laws to the extent that any such federal securities laws, rules, or regulations do not permit such application.

*CFA*® is a registered trademark owned by CFA Institute.

# Glossary of Investment Terms

**Capital Gains Distributions.** Payments to portfolio shareholders of gains realized on securities that a portfolio has sold at a profit, minus any realized losses.

**Cash Equivalent Investments.** Cash deposits, short-term bank deposits, and money market instruments that include U.S. Treasury bills and notes, bank certificates of deposit (CDs), repurchase agreements, commercial paper, and banker's acceptances.

**Common Stock.** A security representing ownership rights in a corporation.

**Dividend Distributions.** Payments to portfolio shareholders of income from interest or dividends generated by a portfolio's investments.

**Dow Jones U.S. Total Stock Market Float Adjusted Index.** An index that represents the entire U.S. stock market and tracks more than 5,000 stocks, excluding shares of securities not available for public trading.

**Expense Ratio.** A portfolio's total annual operating expenses expressed as a percentage of the portfolio's average net assets. The expense ratio includes management and administrative expenses, but it does not include the transaction costs of buying and selling portfolio securities.

**Inception Date.** The date on which the assets of a portfolio are first invested in accordance with the portfolio's investment objective. For portfolios with a subscription period, the inception date is the day after that period ends. Investment performance is generally measured from the inception date.

**Joint Committed Credit Facility.** The Portfolio participates, along with other funds managed by Vanguard, in a committed credit facility provided by a syndicate of lenders pursuant to a credit agreement that may be renewed annually; each Vanguard fund is individually liable for its borrowings, if any, under the credit facility. The amount and terms of the committed credit facility are subject to approval by the Portfolio's board of trustees and renegotiation with the lender syndicate on an annual basis.

**Median Market Capitalization.** An indicator of the size of companies in which a portfolio invests; the midpoint of market capitalization (market price x shares outstanding) of a portfolio's stocks, weighted by the proportion of the portfolio's assets invested in each stock. Stocks representing half of the portfolio's assets have market capitalizations above the median, and the rest are below it.

**Mutual Fund.** An investment company that pools the money of many people and invests it in a variety of securities in an effort to achieve a specific objective over time.

**New York Stock Exchange (NYSE).** A stock exchange based in New York City that is open for regular trading on business days, Monday through Friday, from 9:30 a.m. to 4 p.m., Eastern time.

**Principal.** The face value of a debt instrument or the amount of money put into an investment.

**Quantitative Process.** An assessment of specific measurable factors, such as cost of capital; value of assets; and projections of sales, costs, earnings, and profits. The use of a quantitative process provides a systematic approach to investment decisions and portfolios.

**Return of Capital.** A return of capital occurs when a portfolio's distributions exceed its earnings in a fiscal year. A return of capital is a return of all or part of your original investment or amounts paid in excess of your original investment in a portfolio. In general, a return of capital reduces your cost basis in a portfolio's shares and is not taxable to you until your cost basis has been reduced to zero.

**Russell 2500 Growth Index.** An index that measures the performance of those Russell 2500 companies with higher price/book ratios and higher predicted growth rates.

**Securities.** Stocks, bonds, money market instruments, and other investments.

**Total Return.** A percentage change, over a specified time period, in a portfolio's net asset value, assuming the reinvestment of all distributions of dividends and capital gains.

**Volatility.** The fluctuations in value of a mutual fund or other security. The greater a portfolio's volatility, the wider the fluctuations in its returns.

**Yield.** Income (interest or dividends) earned by an investment, expressed as a percentage of the investment's price.

This page intentionally left blank.

This page intentionally left blank.



**Connect with Vanguard®** > [vanguard.com](https://vanguard.com)

#### **For More Information**

If you would like more information about Vanguard Variable Insurance Funds Small Company Growth Portfolio, the following documents are available free upon request:

#### **Annual/Semiannual Reports to Shareholders**

Additional information about the Portfolio's investments is available in the Portfolio's annual and semiannual reports to shareholders. In the annual report, you will find a discussion of the market conditions and investment strategies that significantly affected the Portfolio's performance during its last fiscal year.

#### **Statement of Additional Information (SAI)**

The SAI provides more detailed information about the Portfolio and is incorporated by reference into (and thus legally a part of) this prospectus.

To receive a free copy of the latest annual or semiannual reports or the SAI, or to request additional information about the Portfolio or other Vanguard funds, please visit [vanguard.com](https://vanguard.com) or contact us as follows:

Telephone: 800-522-5555; Text telephone for people with hearing impairment: 800-749-7273

#### **Information Provided by the SEC**

Reports and other information about the Portfolio are available in the EDGAR database on the SEC's website at [sec.gov](https://sec.gov), or you can receive copies of this information, for a fee, by electronic request at the following email address: [publicinfo@sec.gov](mailto:publicinfo@sec.gov).

Portfolio's Investment Company Act file number: 811-05962





# Vanguard Variable Insurance Funds Money Market Portfolio

May 2, 2022

Prospectus

This prospectus contains financial data for the Portfolio through the fiscal year ended December 31, 2021.

The Securities and Exchange Commission (SEC) has not approved or disapproved these securities or passed upon the adequacy of this prospectus. Any representation to the contrary is a criminal offense.

# Contents

|   |    |                              |    |
|---|----|------------------------------|----|
| Portfolio Summary                       | 1  | Financial Highlights         | 17 |
| Investing in the Money Market Portfolio | 6  | General Information          | 19 |
| More on the Portfolio                   | 7  | Glossary of Investment Terms | 22 |
| The Portfolio and Vanguard              | 13 |                              |    |
| Investment Advisor                      | 13 |                              |    |
| Taxes                                   | 15 |                              |    |
| Share Price                             | 15 |                              |    |

# Portfolio Summary

## Investment Objective

The Portfolio seeks to provide current income while maintaining liquidity and a stable share price of \$1.

## Fees and Expenses

The following table describes the fees and expenses you may pay if you buy, hold, and sell shares of the Portfolio. The expenses shown in the table and in the example that follows do not reflect additional fees and expenses associated with the annuity or life insurance program through which you invest. If those additional fees and expenses were included, overall expenses would be higher.

## Annual Portfolio Operating Expenses

(Expenses that you pay each year as a percentage of the value of your investment)

|  |       |
|--|-------|
| Management Fees  | 0.14% |
| 12b-1 Distribution Fee                                 | None  |
| Other Expenses   | 0.01% |
| Total Annual Portfolio Operating Expenses <sup>1</sup> | 0.15% |

1 Vanguard and the Portfolio's board have voluntarily agreed to temporarily limit certain net operating expenses in excess of the Portfolio's daily yield so as to maintain a zero or positive yield for the Portfolio. Vanguard and the Portfolio's board may terminate the temporary expense limitation at any time. Any liquidity fee (discretionary or default) will remain in effect until the Portfolio's board determines that imposing such liquidity fee is no longer in the best interests of the Portfolio, provided, however, that once the Portfolio has restored its weekly liquid assets to 30% of total assets, any liquidity fee must be suspended effective as of the beginning of the next business day.

## Example

The following example is intended to help you compare the cost of investing in the Portfolio with the cost of investing in other mutual funds. It illustrates the hypothetical expenses that you would incur over various periods if you were to invest \$10,000 in the Portfolio's shares. This example assumes that the Portfolio provides a return of 5% each year and that total annual portfolio operating expenses remain as stated in the preceding table. You would incur these hypothetical expenses whether or not you were to redeem your investment at the end of the given period. Although your actual costs may be higher or lower, based on these assumptions your costs would be:

|        |         |         |          |
|--------|---------|---------|----------|
| 1 Year | 3 Years | 5 Years | 10 Years |
| \$15   | \$48    | \$85    | \$192    |

## Principal Investment Strategies

The Portfolio invests primarily in high-quality, short-term money market instruments. Under normal circumstances, most of the Portfolio's assets are invested in securities issued by the U.S. government and its agencies and instrumentalities. Although these securities are high-quality, some of the securities held by the Portfolio are neither guaranteed by the U.S. Treasury nor supported by the full faith and credit of the U.S. government. To be considered high-quality, a security must be determined by Vanguard to present minimal credit risk based in part on a consideration of maturity, portfolio diversification, portfolio liquidity, and credit quality. The Portfolio invests more than 25% of its assets in securities issued by companies in the financial services industry, which includes, without limitation, securities issued by certain government-sponsored enterprises. The Portfolio maintains a dollar-weighted average maturity of 60 days or less and a dollar-weighted average life of 120 days or less.

Government money market funds are required to invest at least 99.5% of their total assets in cash, U.S. government securities, and/or repurchase agreements that are collateralized solely by U.S. government securities or cash (collectively, government securities). The Portfolio generally invests 100% of its assets in government securities and therefore will satisfy the 99.5% requirement for designation as a government money market fund.

## Principal Risks

The Portfolio is designed for investors with a low tolerance for risk; however, the Portfolio is subject to the following risks, which could affect the Portfolio's performance:

- *Income risk*, which is the chance that the Portfolio's income will decline because of falling interest rates. The Portfolio's income declines when interest rates fall because the Portfolio then must invest new cash flow and cash from maturing instruments in lower-yielding instruments. Because the Portfolio's income is based on short-term interest rates—which can fluctuate significantly over short periods—income risk is expected to be high. A low or negative interest rate environment will adversely affect the Portfolio's return. Low or negative interest rates, depending on their duration and severity, could prevent the Portfolio from, among other things, providing a positive yield and/or maintaining a stable share price of \$1.
- *Manager risk*, which is the chance that poor security selection will cause the Portfolio to underperform relevant benchmarks or other funds with a similar investment objective.
- *Credit risk*, which is the chance that the issuer of a security will fail to pay interest or principal in a timely manner or that negative perceptions of the

issuer’s ability to make such payments will cause the price of that security to decline. Credit risk should be very low for the Portfolio because it invests primarily in securities that are considered to be of high quality.

- *Industry concentration risk*, which is the chance that there will be overall problems affecting a particular industry. Because the Portfolio invests more than 25% of its assets in securities issued by companies in the financial services industry, the Portfolio’s performance depends to a greater extent on the overall condition of that industry and is more susceptible to events affecting that industry.

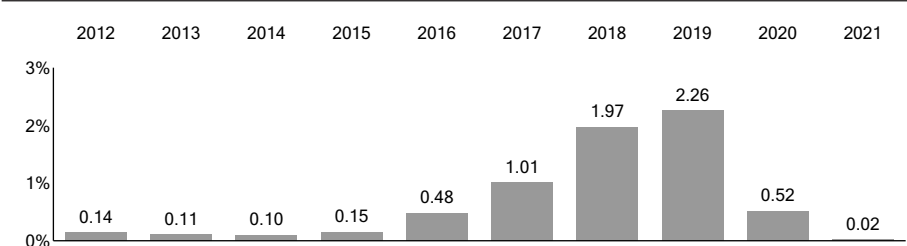
**You could lose money by investing in the Portfolio. Although the Portfolio seeks to preserve the value of your investment at \$1.00 per share, it cannot guarantee it will do so. An investment in the Portfolio is not insured or guaranteed by the Federal Deposit Insurance Corporation or any other government agency. The Portfolio’s sponsor has no legal obligation to provide financial support to the Portfolio, and you should not expect that the sponsor will provide financial support to the Portfolio at any time.**

**Annual Total Returns**

The following bar chart and table are intended to help you understand the risks of investing in the Portfolio. The bar chart shows how the performance of the Portfolio has varied from one calendar year to another over the periods shown. The table shows how the average annual total returns of the Portfolio compare with those of a relevant market index and other comparative benchmarks, which have investment characteristics similar to those of the Portfolio. The Portfolio’s returns are net of its expenses but do not reflect additional fees and expenses that are deducted by the annuity or life insurance program through which you invest. If such fees and expenses were included in the calculation of the Portfolio’s returns, the returns would be lower. Effective January 20, 2021, the Portfolio changed its investment strategy and changed its designation to a “government” money market fund. Performance for the periods prior to January 20, 2021 is based on the prior investment strategy utilized by the Portfolio. Effective January 20, 2021, the Spliced Variable Insurance U.S. Government Money Market Funds Average replaced the Variable Insurance Money Market Funds Average as the Portfolio’s comparative benchmark. The Portfolio believes that the Spliced Variable Insurance U.S. Government Money Market Funds Average is a more relevant benchmark for its investment strategies. The Spliced Variable Insurance U.S. Government Money Market Funds Average reflects the performance of the Variable Insurance Money Market Funds Average through January 19, 2021, and the Variable Insurance U.S. Government Money Market Funds Average thereafter. Returns for the Spliced Variable Insurance U.S. Government Money Market Funds Average and the Variable

Insurance Money Market Funds Average are derived from data provided by Lipper, a Thomson Reuters Company. Keep in mind that the Portfolio’s past performance does not indicate how the Portfolio will perform in the future. Updated performance information is available on our website for Financial Advisors at [advisors.vanguard.com](http://advisors.vanguard.com) or by calling Vanguard toll-free at 800-522-5555.

Annual Total Returns — Money Market Portfolio



During the periods shown in the bar chart, the highest and lowest returns for a calendar quarter were:

|         | Total Return | Quarter        |
|---------|--------------|----------------|
| Highest | 0.62%        | March 31, 2019 |
| Lowest  | 0.00%        | March 31, 2021 |

Average Annual Total Returns for Periods Ended December 31, 2021

|   | 1 Year | 5 Years | 10 Years |
|---|--------|---------|----------|
| Money Market Portfolio  | 0.02%  | 1.15%   | 0.67%    |
| FTSE 3-Month U.S. Treasury Bill Index<br>(reflects no deduction for fees or expenses) | 0.05%  | 1.11%   | 0.59%    |
| Variable Insurance Money Market Funds Average   | 0.00   | 0.77    | 0.39     |
| Spliced Variable Insurance U.S. Government Money<br>Market Funds Average              | 0.01   | 0.78    | 0.39     |

**Investment Advisor**

The Vanguard Group, Inc. (Vanguard)

**Portfolio Manager**

John C. Lanius, Portfolio Manager at Vanguard. He has managed the Portfolio since 2006.

**Tax Information**

The Portfolio normally distributes its net investment income and net realized capital gains, if any, to its shareholders, which are the insurance company separate accounts that sponsor your variable annuity or variable life insurance contract. The tax consequences to you of your investment in the Portfolio depend on the provisions of the annuity or life insurance contract through which you invest. For more information on taxes, please refer to the prospectus of the annuity or life insurance contract through which Portfolio shares are offered.

**Payments to Financial Intermediaries**

The Portfolio and its investment advisor do not pay financial intermediaries for sales of Portfolio shares.

## Investing in the Money Market Portfolio

Under Rule 2a-7, the following are the main categories of money market funds:

- *Retail money market funds*, which may maintain a stable net asset value (NAV) but are subject to liquidity fees and redemption gates.
- *Government money market funds*, which may maintain a stable NAV but are not required to implement liquidity fees and redemption gates.
- *Institutional money market funds*, which are required to have a floating NAV and are subject to liquidity fees and redemption gates.

### Vanguard Variable Insurance Funds Money Market Portfolio

Vanguard has designated Vanguard Variable Insurance Funds Money Market Portfolio as a government money market fund.

Government money market funds are required to invest at least 99.5% of their total assets in cash, U.S. government securities, and/or repurchase agreements that are collateralized solely by U.S. government securities or cash (collectively, government securities). The Portfolio generally invests 100% of its assets in government securities and therefore will satisfy the 99.5% requirement for designation as a government money market fund.


Government money market funds can also maintain a stable \$1.00 NAV through the use of amortized cost accounting and may, but are not required to, implement liquidity fees and redemption gates. The Portfolio will continue to use amortized cost to transact at a stable \$1.00 NAV.

The Portfolio does not currently intend to voluntarily implement liquidity fees or redemption gates.

*The Portfolio is subject to money market fund reform regulatory risk, which is the chance that future money market fund reforms will affect the Portfolio's investment strategy, fees and expenses, portfolio, share liquidity, and return potential.*



## More on the Portfolio

This prospectus describes the principal risks you would face as an investor in this Portfolio. It is important to keep in mind one of the main principles of investing: generally, the higher the risk of losing money, the higher the potential reward. The reverse, also, is generally true: the lower the risk, the lower the potential reward. As you consider an investment in any mutual fund, you should take into account your personal tolerance for fluctuations in the securities markets. Look for this  symbol throughout the prospectus. It is used to mark detailed information about the more significant risks that you would confront as a Portfolio investor. To highlight terms and concepts important to mutual fund investors, we have provided Plain Talk<sup>®</sup> explanations along the way. Reading the prospectus will help you decide whether the Portfolio is the right investment for you. We suggest that you keep this prospectus for future reference.

### A Note About Vanguard Variable Insurance Funds

The Money Market Portfolio of Vanguard Variable Insurance Funds is a mutual fund used solely as an investment option for annuity or life insurance contracts offered by insurance companies. This means that you cannot purchase shares of the Portfolio directly, but only through a contract offered by an insurance company.

The Money Market Portfolio is separate from other Vanguard mutual funds, even when the Portfolio and a fund have the same investment objective and advisor. The Portfolio's investment performance will differ from the performance of other Vanguard funds because of differences in the securities held and because of administrative and insurance costs associated with the annuity or life insurance program through which you invest.

#### Plain Talk About Costs of Investing

Costs are an important consideration in choosing a mutual fund. That is because you, as a contract owner, pay a proportionate share of the costs of operating a fund and any transaction costs incurred when the fund buys or sells securities. These costs can erode a substantial portion of the gross income or the capital appreciation a fund achieves. Even seemingly small differences in expenses can, over time, have a dramatic effect on a fund's performance.

The following sections explain the principal investment strategies and policies that the Portfolio uses in pursuit of its investment objective. The board of trustees of Vanguard Variable Insurance Funds (the Board), which oversees the Portfolio's management, may change investment strategies or policies in the

interest of shareholders without a shareholder vote, unless those strategies or policies are designated as fundamental. The Portfolio generally invests 100% of its assets in government securities and therefore will satisfy the 99.5% requirement for designation as a government money market fund.

## Market Exposure

The Portfolio's principal strategy is to invest in very high-quality money market instruments. Also known as cash equivalent investments, these instruments are considered short term (i.e., they usually mature in 397 days or less). The Portfolio maintains a dollar-weighted average maturity of 60 days or less and a dollar-weighted average life of 120 days or less. The Portfolio invests more than 25% of its assets in money market instruments issued by companies in the financial services industry, which includes, without limitation, securities issued by certain government-sponsored enterprises.

### Plain Talk About Money Market Instruments

The term "money market instruments" refers to a variety of short-term, liquid investments, usually with maturities of 397 days or less. Some common types are *U.S. Treasury bills and notes*, which are securities issued by the U.S. government; *agency securities*, which are securities issued or guaranteed by a U.S. executive agency or government-sponsored enterprise; *commercial paper*, which is a promissory note issued by a large company or a financial firm; *banker's acceptances*, which are credit instruments guaranteed by banks; and *negotiable certificates of deposit*, which are promissory notes issued by banks in large denominations. Money market investments can pay fixed, variable, or floating rates of interest.



***The Portfolio is subject to income risk, which is the chance that the Portfolio's income will decline because of falling interest rates. The Portfolio's income declines when interest rates fall because the Portfolio then must invest new cash flow and cash from maturing instruments in lower-yielding instruments. Because the Portfolio's income is based on short-term interest rates—which can fluctuate significantly over short periods—income risk is expected to be high.***

A low or negative interest rate environment could magnify the risks associated with changes in interest rates and adversely affect the Portfolio's return. Low or negative interest rates, depending on their duration and severity, can prevent the Portfolio from providing a positive yield to its shareholders, paying expenses out of current income, and/or achieving its investment objective, including maintaining a stable share price of \$1. A wide variety of market factors can

cause interest rates to rise or fall, including central bank monetary policy, inflationary or deflationary pressures, and changes in general market and economic conditions.

Market disruptions can adversely affect local and global markets as well as normal market conditions and operations. Any such disruptions could have an adverse impact on the value of the Portfolio's investments and Portfolio performance.

## Security Selection

Vanguard, advisor to the Portfolio, selects high-quality money market instruments.



***The Portfolio is subject to manager risk, which is the chance that poor security selection will cause the Portfolio to underperform relevant benchmarks or other funds with a similar investment objective.***

The Portfolio invests primarily in securities issued by U.S. governmental agencies and instrumentalities whose interest and principal payments are backed by the full faith and credit of the U.S. government, such as those issued by the U.S. Treasury and the Government National Mortgage Association (GNMA). The Portfolio also may invest in securities issued by U.S. governmental agencies and instrumentalities whose interest and principal payments are neither guaranteed by the U.S. Treasury nor backed by the full faith and credit of the U.S. government. These agencies and instrumentalities include, among others, the Federal Home Loan Banks, the Federal National Mortgage Association, and the Federal Home Loan Mortgage Corporation.



***The Portfolio is subject to industry concentration risk, which is the chance that there will be overall problems affecting a particular industry. Because the Portfolio invests more than 25% of its assets in securities issued by companies in the financial services industry, the Portfolio's performance depends to a greater extent on the overall condition of that industry and is more susceptible to events affecting that industry.***

More than 25% of the Portfolio's assets are invested in instruments issued by companies in the financial services industry. The Portfolio considers the financial services industry to include issuers principally engaged in providing financial services to consumers and industry, such as securities issued by government-sponsored enterprises, including the Federal National Mortgage Association, the Federal Home Loan Mortgage Corporation, the Federal Home Loan Banks, and the Federal Farm Credit Banks Funding Corporation; U.S. and foreign banks; insurance companies; real estate-related companies (i.e., companies having at least 50% of their assets, revenues, or net income related

to, or derived from, the real estate industry); securities firms; and leasing companies, among others. Because of this concentration, changes in economic, regulatory, and political conditions that affect financial services issuers could have a significant effect on the Portfolio. These conditions include changes in interest rates and defaults in payments by borrowers.

The market values of U.S. government and agency securities and U.S. Treasury securities are subject to fluctuation and the expectation that the U.S. Treasury will be able to honor its obligations.

### Plain Talk About U.S. Government-Sponsored Enterprises

A variety of U.S. government-sponsored enterprises (GSEs), such as the Federal Home Loan Mortgage Corporation (FHLMC), the Federal National Mortgage Association (FNMA), and the Federal Home Loan Banks (FHLBs), issue debt and mortgage-backed securities. Although GSEs may be chartered or sponsored by acts of Congress, they are not funded by congressional appropriations. In September of 2008, the U.S. Treasury placed FNMA and FHLMC under conservatorship and appointed the Federal Housing Finance Agency (FHFA) to manage their daily operations. In addition, the U.S. Treasury entered into purchase agreements with FNMA and FHLMC to provide them with capital in exchange for senior preferred stock. Generally, a GSE's securities are neither issued nor guaranteed by the U.S. Treasury and are not backed by the full faith and credit of the U.S. government. In most cases, these securities are supported only by the credit of the GSE, standing alone. In some cases, a GSE's securities may be supported by the ability of the GSE to borrow from the U.S. Treasury or may be supported by the U.S. government in some other way. Securities issued by the Government National Mortgage Association (GNMA), however, are backed by the full faith and credit of the U.S. government.



***The Portfolio is subject to credit risk, which is the chance that the issuer of a security will fail to pay interest or principal in a timely manner or that negative perceptions of the issuer's ability to make such payments will cause the price of that security to decline. Credit risk should be very low for the Portfolio because it invests primarily in securities that are considered to be of high quality.***

Because some of the securities included in the Portfolio are not backed by the full faith and credit of the U.S. government, the potential credit risk and yield for the Portfolio is higher than if it held only securities backed by the full faith and credit of the U.S. government.

Under certain circumstances, the exposure to a single issuer could cause the Portfolio to fail to maintain a share price of \$1.

Although the Portfolio invests in high-quality money market instruments, the Portfolio is not insured or guaranteed by the Federal Deposit Insurance Corporation or any other agency of the U.S. government.



***The Portfolio reserves the right to invest in repurchase agreements, which are subject to specific risks.***

### Plain Talk About Repurchase Agreements

Repurchase agreements are contracts in which a bank, securities dealer, or other counterparty that meets minimum credit requirements sells government securities and agrees to repurchase the securities on a specific date (normally the next business day) at a specific price.

Repurchase agreements carry several risks. For instance, if the seller is unable to repurchase the securities as promised, the Portfolio may experience a loss when trying to sell the securities to another buyer. Also, if the seller becomes insolvent, a bankruptcy court may determine that the securities do not belong to the Portfolio and order that the securities be used to pay off the seller's debts. The Portfolio's advisor believes that these risks can be controlled through careful security and counterparty selection and monitoring.



***The Portfolio reserves the right to invest, to a limited extent, in adjustable-rate securities, which are a type of derivative.***

An adjustable-rate security's interest rate, as the name implies, is not set; instead, it fluctuates periodically. Generally, the security's yield is based on a U.S. dollar-based interest rate benchmark such as the federal funds rate, the 90-day U.S. Treasury bill rate, or another reference rate. Adjustable-rate securities reset their yields on a periodic basis (e.g., daily, weekly, or quarterly) or upon a change in the benchmark interest rate. These yields are closely correlated to changes in money market interest rates.

The Portfolio will not use derivatives for speculation or for the purpose of leveraging (magnifying) investment returns.

## Plain Talk About Derivatives

A derivative is a financial contract whose value is based on the value of a financial asset (such as a stock, a bond, or a currency), a money market benchmark (such as U.S. Treasury bill rates or the federal funds effective rate), a physical asset (such as gold, oil, or wheat), a market index, or a reference rate.

In addition, the Portfolio may invest up to 5% of its net assets in illiquid securities. These are securities that the Portfolio may not be able to sell or dispose of in the ordinary course of business within seven calendar days at approximately the value ascribed to it by the Portfolio.

## Plain Talk About Weighted Average Maturity and Weighted Average Life

A money market fund will maintain a dollar-weighted average maturity (WAM) of 60 days or less and a dollar-weighted average life (WAL) of 120 days or less. For purposes of calculating a fund's WAM, the maturity of certain longer-term adjustable-rate securities held in the portfolio will generally be the period remaining until the next interest rate adjustment. When calculating its WAL, the maturity for these adjustable-rate securities will generally be the final maturity date—the date on which principal is expected to be returned in full. Maintaining a WAL of 120 days or less limits a fund's ability to invest in longer-term adjustable-rate securities, which are generally more sensitive to changes in interest rates, particularly in volatile markets.

## Cash Management

The Portfolio's daily cash balance may be invested in Vanguard Market Liquidity Fund and/or Vanguard Municipal Cash Management Fund (each, a CMT Fund), which are low-cost money market funds. When investing in a CMT Fund, the Portfolio bears its proportionate share of the expenses of the CMT Fund in which it invests. Vanguard receives no additional revenue from Portfolio assets invested in a CMT Fund.

## Frequent Trading or Market-Timing

Vanguard anticipates that investors will purchase and sell shares of money market funds frequently because these funds are designed to offer investors a liquid investment. For this reason, the Board has determined that it is not

necessary to adopt policies and procedures designed to detect and deter frequent trading and market-timing in the money market fund shares. For information on frequent-trading limits of other Vanguard funds, please see the appropriate fund's prospectus.

**See the accompanying prospectus for the annuity or insurance program through which Portfolio shares are offered for further details on transaction policies.**

## **The Portfolio and Vanguard**

The Portfolio is a member of The Vanguard Group, Inc. (Vanguard), a family of over 200 funds. All of the funds that are members of Vanguard (other than funds of funds) share in the expenses associated with administrative services and business operations, such as personnel, office space, and equipment.

Vanguard Marketing Corporation provides marketing services to the funds. Although fund shareholders do not pay sales commissions or 12b-1 distribution fees, each fund (other than a fund of funds) or each share class of a fund (in the case of a fund with multiple share classes) pays its allocated share of the Vanguard funds' marketing costs.

Vanguard and the Board have voluntarily agreed to temporarily limit certain net operating expenses in excess of the Money Market Portfolio's daily yield so as to maintain a zero or positive yield for the Portfolio. Vanguard and the Board may terminate the temporary expense limitation at any time.

### **Plain Talk About Vanguard's Unique Corporate Structure**

Vanguard is owned jointly by the funds it oversees and thus indirectly by the shareholders in those funds. Most other mutual funds are operated by management companies that are owned by third parties—either public or private stockholders—and not by the funds they serve.

## **Investment Advisor**

The Vanguard Group, Inc., P.O. Box 2600, Valley Forge, PA 19482, which began operations in 1975, provides investment advisory services to the Portfolio through its Fixed Income Group pursuant to the Funds' Service Agreement and

subject to the supervision and oversight of the trustees and officers of Vanguard Variable Insurance Funds. As of December 31, 2021, Vanguard served as advisor for approximately \$6.9 trillion in assets.

For the fiscal year ended December 31, 2021, the Portfolio's advisory expenses represented an effective annual rate of less than 0.01% of the Portfolio's average net assets.

Under the terms of an SEC exemption, the board of trustees of Vanguard Variable Insurance Funds may, without prior approval from shareholders, change the terms of an advisory agreement with a third-party investment advisor or hire a new third-party investment advisor—either as a replacement for an existing advisor or as an additional advisor. Any significant change in the Portfolio's advisory arrangements will be communicated to shareholders in writing. As the Portfolio's sponsor and overall manager, Vanguard may provide investment advisory services to the Portfolio at any time. Vanguard may also recommend to the board of trustees that an advisor be hired, terminated, or replaced or that the terms of an existing advisory agreement be revised. Vanguard Variable Insurance Funds has filed an application seeking a similar SEC exemption with respect to investment advisors that are wholly owned subsidiaries of Vanguard. If the exemption is granted, the Portfolio may rely on the new SEC relief.

For a discussion of why the Board approved the Portfolio's investment advisory arrangement, see the most recent semiannual report to shareholders covering the fiscal period ended June 30.

The manager primarily responsible for the day-to-day management of the Portfolio is:

**John C. Lanius**, Portfolio Manager at Vanguard. He has been with Vanguard since 1996, has worked in investment management since 1997, has managed investment portfolios since 2004, and has managed the Money Market Portfolio since 2006. Education: B.A., Middlebury College.

The Portfolio's *Statement of Additional Information* provides information about the portfolio manager's compensation, other accounts under management, and ownership of shares of the Portfolio.



## Taxes

The Portfolio normally distributes its net investment income and net realized short-term or long-term capital gains, if any, to its shareholders, which are the insurance company separate accounts that fund your variable annuity or variable life insurance contract. The tax consequences to you of your investment in the Portfolio depend on the provisions of the annuity or life insurance contract through which you invest; please refer to the prospectus of such contract for more information.

The Portfolio intends to operate in such a manner that a separate account investing only in Portfolio shares will result in the variable annuity and variable life insurance contracts supported by that account receiving favorable tax treatment. This favorable treatment means that you generally will not be taxed on Portfolio distributions or proceeds on dispositions of Portfolio shares received by the separate account funding your contract. In order to qualify for this favorable treatment, the insurance company separate accounts that invest in the Portfolio must satisfy certain requirements. If a Portfolio funding your contract does not meet such requirements, your contract could lose its favorable tax treatment and income and gain allocable to your contract could be taxable to you. Also, if the IRS were to determine that contract holders have an impermissible level of control over the investments funding their contracts, your contract could lose its favorable tax treatment and income and gain allocable to your contract could be taxable currently to you. Please see the Portfolio's *Statement of Additional Information* for more information.

## Share Price

Share price, also known as *net asset value* (NAV), is calculated as of the close of regular trading on the New York Stock Exchange (NYSE), generally 4 p.m., Eastern time, on each day that the NYSE is open for business (a business day). In the rare event the NYSE experiences unanticipated disruptions and is unavailable at the close of the trading day, NAVs will be calculated as of the close of regular trading on the Nasdaq (or another alternate exchange if the Nasdaq is unavailable, as determined at Vanguard's discretion), generally 4 p.m., Eastern time. The NAV per share is computed by dividing the total assets, minus liabilities, of the Portfolio by the number of Portfolio shares outstanding. On U.S. holidays or other days when the NYSE is closed, the NAV is not calculated, and the Portfolio does not sell or redeem shares. However, on those days the value

of the Portfolio's assets may be affected to the extent that the Portfolio holds securities that change in value on those days (such as foreign securities that trade on foreign markets that are open).

The instruments held by the Money Market Portfolio are generally valued on the basis of amortized cost. The values of any foreign securities held by a portfolio are converted into U.S. dollars using an exchange rate obtained from an independent third party as of the close of regular trading on the NYSE. The values of any mutual fund shares, including institutional money market fund shares, held by a portfolio are based on the NAVs of the shares. The values of any ETF shares or closed-end fund shares held by a portfolio are based on the market value of the shares.

Although the Vanguard retail and government money market funds seek to maintain a stable NAV of \$1 per share, a stable share price is not guaranteed. A low or negative interest rate environment could impact a fund's ability to provide a positive yield to its shareholders, pay expenses out of current income, and/or achieve its investment objective, including maintaining a stable NAV of \$1 per share.

The Portfolio's NAV is used to determine the unit value for the annuity or life insurance program through which you invest. For more information on unit values, please refer to the accompanying prospectus of the insurance company that offers your annuity or life insurance program.

## Financial Highlights

Financial highlights information is intended to help you understand a fund's performance for the past five years (or, if shorter, its period of operations). Certain information reflects financial results for a single fund share. Total return represents the rate that an investor would have earned or lost each period on an investment in a fund or share class (assuming reinvestment of all distributions). This information has been obtained from the financial statements audited by PricewaterhouseCoopers LLP, an independent registered public accounting firm, whose report, along with fund financial statements, is included in a fund's most recent annual report to shareholders. You may obtain a free copy of a fund's latest annual or semiannual report, which is available upon request.

Yields and total returns presented for the Portfolio are net of the Portfolio's operating expenses, but they do not take into account charges and expenses attributable to the annuity or life insurance program through which you invest. The expenses of the annuity or life insurance program reduce the returns and yields you ultimately receive, so you should bear those expenses in mind when evaluating the performance of the Portfolio and when comparing the yields and returns of the Portfolio with those of other mutual funds.

## Vanguard Money Market Portfolio

| For a Share Outstanding Throughout Each Period         | Year Ended December 31, |               |               |               |               |
|--|-------------------------|---------------|---------------|---------------|---------------|
|  | 2021                    | 2020          | 2019          | 2018          | 2017          |
| <b>Net Asset Value, Beginning of Period</b>            | <b>\$1.00</b>           | <b>\$1.00</b> | <b>\$1.00</b> | <b>\$1.00</b> | <b>\$1.00</b> |
| <b>Investment Operations</b>                           |                         |               |               |               |               |
| Net Investment Income <sup>1</sup>                     | .0001                   | .005          | .022          | .020          | .010          |
| Net Realized and Unrealized Gain (Loss) on Investments | —                       | —             | —             | —             | —             |
| Total from Investment Operations                       | .0001                   | .005          | .022          | .020          | .010          |
| <b>Distributions</b>                                   |                         |               |               |               |               |
| Dividends from Net Investment Income                   | (.0001)                 | (.005)        | (.022)        | (.020)        | (.010)        |
| Distributions from Realized Capital Gains              | —                       | —             | —             | —             | —             |
| Total Distributions                                    | (.0001)                 | (.005)        | (.022)        | (.020)        | (.010)        |
| <b>Net Asset Value, End of Period</b>                  | <b>\$1.00</b>           | <b>\$1.00</b> | <b>\$1.00</b> | <b>\$1.00</b> | <b>\$1.00</b> |
| <b>Total Return</b>                                    | <b>0.02%</b>            | <b>0.52%</b>  | <b>2.26%</b>  | <b>1.97%</b>  | <b>1.01%</b>  |
| <b>Ratios/Supplemental Data</b>                        |                         |               |               |               |               |
| Net Assets, End of Period (Millions)                   | \$1,106                 | \$1,301       | \$1,243       | \$1,218       | \$961         |
| Ratio of Expenses to Average Net Assets <sup>2</sup>   | 0.07%                   | 0.15%         | 0.15%         | 0.15%         | 0.16%         |
| Ratio of Net Investment Income to Average Net Assets   | 0.01%                   | 0.49%         | 2.23%         | 1.97%         | 1.00%         |

1 Calculated based on average shares outstanding.

2 Vanguard and the board of trustees have agreed to temporarily limit certain net operating expenses in excess of the portfolio's daily yield in order to maintain a zero or positive yield for the portfolio. Vanguard and the board of trustees may terminate the temporary expense limitation at any time. The portfolio is not obligated to repay this amount to Vanguard. The ratio of total expenses to average net assets before an expense reduction was 0.15% for 2021 and 0.15% for 2020. For the years ended December 31, 2019, 2018 and 2017, there were no expense reductions.

## General Information

This Portfolio of Vanguard Variable Insurance Funds offers its shares to insurance companies to fund both annuity and life insurance contracts. Because of differences in tax treatment or other considerations, the best interests of various contract owners participating in the Portfolio might at some time be in conflict. The Board will monitor for any material conflicts and determine what action, if any, should be taken.

If the Board determines that continued offering of shares would be detrimental to the best interests of the Portfolio's shareholders, the Portfolio may suspend the offering of shares for a period of time. If the Board determines that a specific purchase acceptance would be detrimental to the best interests of the Portfolio's shareholders (for example, because of the size of the purchase request or a history of frequent trading by the investor), the Portfolio may reject such a purchase request.

If you wish to redeem money from the Portfolio, please refer to the instructions provided in the accompanying prospectus for the annuity or life insurance program. Shares of the Portfolio may be redeemed on any business day that the NYSE is open for trading. The redemption price of shares will be at the next-determined NAV per share. Redemption proceeds generally will be wired to the administrator within one business day following receipt of the redemption request, but no later than seven business days. Contract owners will receive their redemption checks from the administrator.

Under normal circumstances, the Portfolio typically expects to meet redemptions with positive cash flows. When this is not an option, the Portfolio seeks to maintain its risk exposure by selling a cross section of the Portfolio's holdings to meet redemptions, while also factoring in transaction costs. Additionally, the Portfolio may work with the insurance companies through which contract owners participate in the Portfolio to implement redemptions in a manner that is least disruptive to the portfolio.

Under certain circumstances, including under stressed market conditions, there are additional tools that the Portfolio may use in order to meet redemptions, including advancing the settlement of market trades with counterparties to match investor redemption payments or delaying settlement of an investor's transaction to match trade settlement within regulatory requirements. The Portfolio may also suspend payment of redemption proceeds for up to seven days. Additionally, under these unusual circumstances, the Portfolio may borrow money (subject to certain regulatory conditions and if available under board-approved procedures) through an interfund lending facility; through a bank line-of-credit, including a joint committed credit facility; or through an uncommitted line-of-credit from Vanguard in order to meet redemption requests.

The Portfolio may suspend the redemption right or postpone payment at times when the NYSE is closed or during any emergency circumstances, as determined by the SEC. In connection with a determination by the Board, in accordance with Rule 22e-3 under the Investment Company Act of 1940, a money market fund may suspend redemptions and postpone payment of redemption proceeds in order to facilitate an orderly liquidation of the fund.

The exchange privilege (your ability to redeem shares from one Portfolio to purchase shares of another Portfolio) may be available to you through your contract. Although we make every effort to maintain the exchange privilege, Vanguard reserves the right to revise or terminate this privilege, limit the amount of an exchange, or reject any exchange, at any time, without notice.

If the Board determines that it would be detrimental to the best interests of the Portfolio's remaining shareholders to make payment in cash, the Portfolio may pay redemption proceeds, in whole or in part, by an in-kind distribution of readily marketable securities.

For certain categories of investors, the Portfolio has authorized one or more brokers to accept on its behalf purchase and redemption orders. The brokers are authorized to designate other intermediaries to accept purchase and redemption orders on the Portfolio's behalf. The Portfolio will be deemed to have received a purchase or redemption order when an authorized broker, or a broker's authorized designee, accepts the order in accordance with the Portfolio's instructions. In most cases, for these categories of investors, a contract owner's properly transmitted order will be priced at the Portfolio's next-determined NAV after the order is accepted by the authorized broker or the broker's designee. The contract owner should review the authorized broker's policies relating to trading in the Vanguard funds.

Please consult the Portfolio's *Statement of Additional Information* or our website for a description of the policies and procedures that govern disclosure of the Portfolio's portfolio holdings.

The Portfolio's Bylaws require, unless the Trust otherwise consents in writing, that the U.S. Federal District Courts be the sole and exclusive forum for the resolution of complaints under the Securities Act of 1933. This provision may limit a shareholder's ability to bring a claim in a different forum and may result in increased shareholder costs in pursuing such a claim.

## **Shareholder Rights**

The Portfolio's Agreement and Declaration of Trust, as amended, requires a shareholder bringing a derivative action on behalf of Vanguard Variable Insurance Funds (the Trust) that is subject to a pre-suit demand to collectively hold at least 10% of the outstanding shares of the Trust or at least 10% of the outstanding shares of the series or class to which the demand relates and to undertake to reimburse the Trust for the expense of any counsel or advisors used when considering the merits of the demand in the event that the board of trustees determines not to bring such action. In each case, these requirements do not apply to claims arising under the federal securities laws to the extent that any such federal securities laws, rules, or regulations do not permit such application.

# Glossary of Investment Terms

**Cash Equivalent Investments.** Cash deposits, short-term bank deposits, and money market instruments that include U.S. Treasury bills and notes, bank certificates of deposit (CDs), repurchase agreements, commercial paper, and banker's acceptances.

**Dividend Distributions.** Payments to portfolio shareholders of income from interest or dividends generated by a portfolio's investments.

**Expense Ratio.** A portfolio's total annual operating expenses expressed as a percentage of the portfolio's average net assets. The expense ratio includes management and administrative expenses, but it does not include the transaction costs of buying and selling portfolio securities.

**FTSE 3-Month U.S. Treasury Bill Index.** An index that measures the performance of short-term U.S. government debt securities and accrues income on a monthly basis.

**Inception Date.** The date on which the assets of a portfolio are first invested in accordance with the portfolio's investment objective. For portfolios with a subscription period, the inception date is the day after that period ends. Investment performance is generally measured from the inception date.

**Joint Committed Credit Facility.** The Portfolio participates, along with other funds managed by Vanguard, in a committed credit facility provided by a syndicate of lenders pursuant to a credit agreement that may be renewed annually; each Vanguard fund is individually liable for its borrowings, if any, under the credit facility. The amount and terms of the committed credit facility are subject to approval by the Portfolio's board of trustees and renegotiation with the lender syndicate on an annual basis.

**Money Market Instruments.** Short-term, liquid investments (usually with a maturity of 397 days or less) that include U.S. Treasury bills and notes, agency securities, bank certificates of deposit (CDs), repurchase agreements, commercial paper, and banker's acceptances.

**Mutual Fund.** An investment company that pools the money of many people and invests it in a variety of securities in an effort to achieve a specific objective over time.

**New York Stock Exchange (NYSE).** A stock exchange based in New York City that is open for regular trading on business days, Monday through Friday, from 9:30 a.m. to 4 p.m., Eastern time.



**Principal.** The face value of a debt instrument or the amount of money put into an investment.

**Securities.** Stocks, bonds, money market instruments, and other investments.

**Stable Net Asset Value (NAV).** A share price that maintains a consistent value (e.g., \$1.00 or \$100.00) using special pricing and valuation conventions.

**Total Return.** A percentage change, over a specified time period, in a portfolio's net asset value, assuming the reinvestment of all distributions of dividends and capital gains.

**Variable Insurance Money Market Funds Average.** The average performance of open-end investment companies classified as variable annuity funds by Lipper that invest in high-quality financial instruments rated in the top two grades with dollar-weighted average maturities of less than 90 days. These funds intend to keep constant net asset value.

**Volatility.** The fluctuations in value of a mutual fund or other security. The greater a portfolio's volatility, the wider the fluctuations in its returns.

**Yield.** Income (interest or dividends) earned by an investment, expressed as a percentage of the investment's price.

This page intentionally left blank.

This page intentionally left blank.



**Connect with Vanguard®** > [vanguard.com](https://vanguard.com)

**For More Information**

If you would like more information about Vanguard Variable Insurance Funds Money Market Portfolio, the following documents are available free upon request:

**Annual/Semiannual Reports to Shareholders**

Additional information about the Portfolio's investments is available in the Portfolio's annual and semiannual reports to shareholders.

**Statement of Additional Information (SAI)**

The SAI provides more detailed information about the Portfolio and is incorporated by reference into (and thus legally a part of) this prospectus.

To receive a free copy of the latest annual or semiannual reports or the SAI, or to request additional information about the Portfolio or other Vanguard funds, please visit [vanguard.com](https://vanguard.com) or contact us as follows:

Telephone: 800-522-5555; Text telephone for people with hearing impairment: 800-749-7273

**Information Provided by the SEC**

Reports and other information about the Portfolio are available in the EDGAR database on the SEC's website at [sec.gov](https://sec.gov), or you can receive copies of this information, for a fee, by electronic request at the following email address: [publicinfo@sec.gov](mailto:publicinfo@sec.gov).

Portfolio's Investment Company Act file number:  
811-05962



**1800 North Point Drive  
Stevens Point, WI 54481**

**800-473-6879  
[sentry.com](http://sentry.com)**

**Issued by: Sentry Life Insurance Company  
Distributed by: Sentry Equity Services, Inc.**