



Self-Directed Life

A flexible life
insurance policy

Portfolio Prospectuses
May 1, 2023

TABLE OF CONTENTS

Independent Auditor’s Report and Financial Statements	3
T. Rowe Price Limited-Term Bond Portfolio Prospectus	20
T. Rowe Price Moderate Allocation Portfolio Prospectus	47
T. Rowe Price Equity Income Portfolio Prospectus	74
T. Rowe Price International Stock Portfolio Prospectus	98
Janus Henderson Balanced Portfolio Prospectus	121
Janus Henderson Enterprise Portfolio Prospectus	165
Janus Henderson Forty Portfolio Prospectus	201
Janus Henderson Global Research Portfolio Prospectus	237
Janus Henderson Research Portfolio Prospectus	273
Vanguard Money Market Portfolio Prospectus	309



KPMG LLP
Suite 1050
833 East Michigan Street
Milwaukee, WI 53202-5337

Report of Independent Registered Public Accounting Firm

To the the Board of Directors of Sentry Life Insurance company and the Contract Owners of Sentry Variable Life Account I:

Opinion on the Financial Statements

We have audited the accompanying statement of assets and liabilities of the sub-accounts listed in the Appendix, that comprise the Sentry Variable Life Account I (the Separate Account), as of the date listed in the Appendix, the related statement of operations for the year or period listed in the Appendix, the statements of changes in net assets for each of the years or periods indicated in the Appendix, and the related notes (collectively, the financial statements) and the financial highlights in Note 7 for each of the years or periods indicated in Note 7. In our opinion, the financial statements and financial highlights present fairly, in all material respects, the financial position of each sub-account as of the date listed in the Appendix, the results of their operations for the year or period listed in the Appendix, the changes in their net assets for each of the years or periods listed in the Appendix, and the financial highlights for each of the years or periods indicated in Note 7, in conformity with U.S. generally accepted accounting principles.

Basis for Opinion

These financial statements and financial highlights are the responsibility of the Separate Account's management. Our responsibility is to express an opinion on these financial statements and financial highlights based on our audits. We are a public accounting firm registered with the Public Company Accounting Oversight Board (United States) (PCAOB) and are required to be independent with respect to the Separate Account in accordance with the U.S. federal securities laws and the applicable rules and regulations of the Securities and Exchange Commission and the PCAOB.

We conducted our audits in accordance with the standards of the PCAOB. Those standards require that we plan and perform the audit to obtain reasonable assurance about whether the financial statements and financial highlights are free of material misstatement, whether due to error or fraud. Our audits included performing procedures to assess the risks of material misstatement of the financial statements and financial highlights, whether due to error or fraud, and performing procedures that respond to those risks. Such procedures included examining, on a test basis, evidence regarding the amounts and disclosures in the financial statements and financial highlights. Such procedures also included confirmation of securities owned as of December 31, 2022, by correspondence with the transfer agent of the underlying mutual funds. Our audits also included evaluating the accounting principles used and significant estimates made by management, as well as evaluating the overall presentation of the financial statements and financial highlights. We believe that our audits provide a reasonable basis for our opinion.

/s/ KPMG LLP

We have served as the Separate Account's auditor since 2007.

Milwaukee, Wisconsin
February 24, 2023

Appendix

Statement of assets and liabilities as of December 31, 2022, the related statement of operations for the year then ended, and the statements of changes in net assets for each of the years in the two-year period then ended.

Janus Henderson Series - Institutional Shares - Research Portfolio

Janus Henderson Series - Institutional Shares - Enterprise Portfolio

Janus Henderson Series - Institutional Shares - Forty Portfolio

Janus Henderson Series - Institutional Shares - Global Research Portfolio

Janus Henderson Series - Institutional Shares - Balanced Portfolio

T. Rowe Price Fixed Income Series, Inc. - Limited Term Bond Portfolio

T. Rowe Price Equity Series, Inc. - Equity Income Portfolio

T. Rowe Price Equity Series, Inc. – Moderate Allocation Portfolio⁽¹⁾

T. Rowe Price International Series, Inc. - International Stock Portfolio

Statement of assets and liabilities as of December 31, 2022, the related statement of operations and changes in net assets for the period from February 2, 2022 (inception) to December 31, 2022.

Vanguard Variable Insurance Fund - Money Market Portfolio

Statement of operations for the period from January 1, 2022 to April 28, 2022 (liquidation) and the statements of changes in net assets for the period from January 1, 2022 to April 28, 2022 (liquidation) and the year ended December 31, 2021.

T. Rowe Price Fixed Income Series, Inc. - Government Money Portfolio

⁽¹⁾ See the statement of assets and liabilities for the former name of the sub-account

Sentry Variable Life Account I
Audited Financial Statements and Schedules

December 31, 2022

PRIVILEGED AND CONFIDENTIAL

This report contains confidential business information. Any release or reproduction is **NOT** to be done to individuals outside of Sentry personnel or approved external parties.

SENTRY LIFE INSURANCE COMPANY

Sentry Variable Life Account I STATEMENT OF ASSETS AND LIABILITIES

December 31, 2022

Assets:

Investments at fair value:

Janus Henderson Series - Institutional Shares:

Research Portfolio, 2,506 shares (cost \$ 93,968)	\$	79,149
Enterprise Portfolio, 65,009 shares (cost \$ 4,545,541)		4,523,314
Forty Portfolio, 4,824 shares (cost \$ 199,658)		163,490
Global Research Portfolio, 302 shares (cost \$ 15,809)		15,094
Balanced Portfolio, 6,714 shares (cost \$ 230,921)		268,915

T. Rowe Price Fixed Income Series, Inc.:

Limited Term Bond Portfolio, 31,905 shares (cost \$ 153,943)		146,443
--	--	---------

T. Rowe Price Equity Series, Inc.:

Equity Income Portfolio, 10,271 shares (cost \$ 286,569)		277,409
* Moderate Allocation Portfolio, 50,101 shares (cost \$ 1,018,445)		892,305

T. Rowe Price International Series, Inc.:

International Stock Portfolio, 909 shares (cost \$ 13,232)		11,847
--	--	--------

Vanguard Variable Insurance Fund:

Money Market Portfolio, 53,252 shares (cost \$ 53,252)		53,252
--	--	--------

Accrued Dividends

Money Market Portfolio		12
------------------------	--	----

Total Assets		6,431,230
Total Liabilities		-
Net Assets	\$	<u><u>6,431,230</u></u>

See accompanying notes to financial statements

* Formerly T. Rowe Personal Strategy Balanced Portfolio

SENTRY LIFE INSURANCE COMPANY

Sentry Variable Life Account I STATEMENT OF OPERATIONS

For the Year Ended December 31, 2022

	Janus Henderson Research	Janus Henderson Enterprise	Janus Henderson Forty
Investment Income:			
Dividends	\$ 143	\$ 9,495	\$ 359
Expenses:			
Mortality and expense risk charges	931	50,063	2,003
Net investment income (loss)	(788)	(40,568)	(1,644)
Realized gains (losses) on investments:			
Realized net investment gain (loss)	4	160,817	7,051
Capital gain distributions received	15,935	768,021	29,055
Realized gain (loss) on investments and capital gain distributions, net	15,939	928,838	36,106
Unrealized appreciation (depreciation), net	(50,411)	(1,852,839)	(124,180)
Net increase (decrease) in net assets from operations	\$ (35,260)	\$ (964,569)	\$ (89,718)

For the Year Ended December 31, 2022

	Janus Henderson Global Research	Janus Henderson Balanced
Investment Income:		
Dividends	\$ 171	\$ 3,557
Expenses:		
Mortality and expense risk charges	171	2,992
Net investment income (loss)	-	565
Realized gains (losses) on investments:		
Realized net investment gain (loss)	435	5,024
Capital gain distributions received	1,821	9,032
Realized gain (loss) on investments and capital gain distributions, net	2,256	14,056
Unrealized appreciation (depreciation), net	(6,249)	(71,449)
Net increase (decrease) in net assets from operations	\$ (3,993)	\$ (56,828)

See accompanying notes to financial statements

SENTRY LIFE INSURANCE COMPANY

Sentry Variable Life Account I STATEMENT OF OPERATIONS

For the Year Ended December 31, 2022

	T. Rowe Price Government Money **	T. Rowe Price Equity Income	T. Rowe Price Limited Term Bond
Investment Income:			
Dividends	\$ 10	\$ 5,277	\$ 2,847
Expenses:			
Mortality and expense risk charges	175	2,907	1,517
Net investment income (loss)	<u>(165)</u>	<u>2,370</u>	<u>1,330</u>
Realized gains (losses) on investments:			
Realized net investment gain (loss)	-	272	(258)
Capital gain distributions received	-	14,355	232
Realized gain (loss) on investments and capital gain distributions, net	-	14,627	(26)
Unrealized appreciation (depreciation), net	<u>-</u>	<u>(29,294)</u>	<u>(9,550)</u>
Net increase (decrease) in net assets from operations	<u>\$ (165)</u>	<u>\$ (12,297)</u>	<u>\$ (8,246)</u>

For the Year Ended December 31, 2022

	T. Rowe Price Moderate Allocation *	T. Rowe Price International Stock
Investment Income:		
Dividends	\$ 15,093	\$ 96
Expenses:		
Mortality and expense risk charges	10,165	116
Net investment income (loss)	<u>4,928</u>	<u>(20)</u>
Realized gains (losses) on investments:		
Realized net investment gain (loss)	(2,084)	(255)
Capital gain distributions received	18,391	290
Realized gain (loss) on investments and capital gain distributions, net	16,307	35
Unrealized appreciation (depreciation), net	<u>(240,785)</u>	<u>(1,504)</u>
Net increase (decrease) in net assets from operations	<u>\$ (219,550)</u>	<u>\$ (1,489)</u>

See accompanying notes to financial statements

* Formerly T. Rowe Personal Strategy Balanced Portfolio

** T. Rowe Price Government Money's shares were terminated on April 28, 2022 (liquidation). The Statement of Operations is from January 1, 2022 through April 28, 2022 (liquidation).

SENTRY LIFE INSURANCE COMPANY
Sentry Variable Life Account I
STATEMENT OF OPERATIONS

For the Year Ended December 31, 2022

Vanguard
Money Market *

Investment Income:	
Dividends	\$ 775
Expenses:	
Mortality and expense risk charges	<u>363</u>
Net investment income (loss)	<u>412</u>
Realized gains (losses) on investments:	
Realized net investment gain (loss)	-
Capital gain distributions received	<u>-</u>
Realized gain (loss) on investments and capital gain distributions, net	-
Unrealized appreciation (depreciation), net	<u>-</u>
Net increase (decrease) in net assets from operations	<u><u>\$ 412</u></u>

See accompanying notes to financial statements

* Vanguard Money Market's shares became available for investment on February 2, 2022 (inception). The Statement of Operations is from February 2, 2022 (inception) through December 31, 2022.

SENTRY LIFE INSURANCE COMPANY

Sentry Variable Life Account I

STATEMENTS OF CHANGES IN NET ASSETS

For the Years Ended December 31

	Janus Henderson Research		Janus Henderson Enterprise		Janus Henderson Forty	
	2022	2021	2022	2021	2022	2021
Increase (decrease) in net assets from operations:						
Net investment income (loss)	\$ (788)	\$ (1,247)	\$ (40,568)	\$ (41,499)	\$ (1,644)	\$ (3,125)
Realized gains (losses) on investments	15,939	83,070	928,838	825,065	36,106	153,004
Unrealized appreciation (depreciation), net	(50,411)	(57,829)	(1,852,839)	31,078	(124,180)	(87,331)
Net increase (decrease) in net assets from operations	(35,260)	23,994	(964,569)	814,644	(89,718)	62,548
Contract transactions:						
Purchase payments	2,427	2,600	143,429	134,048	1,961	2,615
Transfers between subaccounts, net	-	-	(46,013)	-	(18,549)	-
Withdrawals and surrenders	-	(202,542)	(156,344)	(491,970)	-	(285,511)
Monthly deductions	(3,305)	(3,266)	(206,600)	(215,153)	(9,670)	(9,119)
Policy loans	52	231	(52,208)	1,749	45	(745)
Net increase (decrease) in net assets derived from contract transactions	(826)	(202,977)	(317,736)	(571,326)	(26,213)	(292,760)
Total increase (decrease) in net assets	(36,086)	(178,983)	(1,282,305)	243,318	(115,931)	(230,212)
Net assets at beginning of year	115,235	294,218	5,805,619	5,562,301	279,421	509,633
Net assets at end of year	\$ 79,149	\$ 115,235	\$ 4,523,314	\$ 5,805,619	\$ 163,490	\$ 279,421

For the Years Ended December 31

	Janus Henderson Global Research		Janus Henderson Balanced	
	2022	2021	2022	2021
Increase (decrease) in net assets from operations:				
Net investment income (loss)	\$ -	\$ (131)	\$ 565	\$ (466)
Realized gains (losses) on investments	2,256	5,034	14,056	11,594
Unrealized appreciation (depreciation), net	(6,249)	(1,515)	(71,449)	34,426
Net increase (decrease) in net assets from operations	(3,993)	3,388	(56,828)	45,554
Contract transactions:				
Purchase payments	738	874	7,556	7,781
Transfers between subaccounts, net	-	-	6,913	(1)
Withdrawals and surrenders	-	(7,952)	-	(8,190)
Monthly deductions	(1,523)	(1,430)	(14,707)	(12,997)
Policy loans	71	209	-	-
Net increase (decrease) in net assets derived from contract transactions	(714)	(8,299)	(238)	(13,407)
Total increase (decrease) in net assets	(4,707)	(4,911)	(57,066)	32,147
Net assets at beginning of year	19,801	24,712	325,981	293,834
Net assets at end of year	\$ 15,094	\$ 19,801	\$ 268,915	\$ 325,981

See accompanying notes to financial statements

SENTRY LIFE INSURANCE COMPANY

Sentry Variable Life Account I

STATEMENTS OF CHANGES IN NET ASSETS

For the Years Ended December 31

	T. Rowe Price Government Money **		T. Rowe Price Equity Income		T. Rowe Price Limited Term Bond	
	2022	2021	2022	2021	2022	2021
Increase (decrease) in net assets from operations:						
Net investment income (loss)	\$ (165)	\$ (546)	\$ 2,370	\$ 1,357	\$ 1,330	\$ 360
Realized gains (losses) on investments	-	-	14,627	20,403	(26)	931
Unrealized appreciation (depreciation), net	-	-	(29,294)	32,255	(9,550)	(2,464)
Net increase (decrease) in net assets from operations	(165)	(546)	(12,297)	54,015	(8,246)	(1,173)
Contract transactions:						
Purchase payments	886	3,101	3,371	3,571	7,242	6,386
Transfers between subaccounts, net	(51,387)	-	16,831	-	26,335	-
Withdrawals and surrenders	-	-	-	-	-	-
Monthly deductions	(1,366)	(3,873)	(6,259)	(5,415)	(5,872)	(5,084)
Policy loans	-	(17)	293	(489)	-	-
Net increase (decrease) in net assets derived from contract transactions	(51,867)	(789)	14,236	(2,333)	27,705	1,302
Total increase (decrease) in net assets	(52,032)	(1,335)	1,939	51,682	19,459	129
Net assets at beginning of year	52,032	53,367	275,470	223,788	126,984	126,855
Net assets at end of year	\$ 0	\$ 52,032	\$ 277,409	\$ 275,470	\$ 146,443	\$ 126,984

For the Years Ended December 31

	T. Rowe Price Moderate Allocation *		T. Rowe Price International Stock	
	2022	2021	2022	2021
Increase (decrease) in net assets from operations:				
Net investment income (loss)	\$ 4,928	\$ (1,048)	\$ (20)	\$ (62)
Realized gains (losses) on investments	16,307	144,500	35	1,234
Unrealized appreciation (depreciation), net	(240,785)	(38,587)	(1,504)	(983)
Net increase (decrease) in net assets from operations	(219,550)	104,865	(1,489)	189
Contract transactions:				
Purchase payments	37,173	35,237	341	384
Transfers between subaccounts, net	6,913	1	5,479	-
Withdrawals and surrenders	160	(193,033)	-	(3,223)
Monthly deductions	(84,852)	(80,532)	(667)	(638)
Policy loans	239	4,246	237	397
Net increase (decrease) in net assets derived from contract transactions	(40,367)	(234,081)	5,390	(3,080)
Total increase (decrease) in net assets	(259,917)	(129,216)	3,901	(2,891)
Net assets at beginning of year	1,152,222	1,281,438	7,946	10,837
Net assets at end of year	\$ 892,305	\$ 1,152,222	\$ 11,847	\$ 7,946

See accompanying notes to financial statements

* Formerly T. Rowe Personal Strategy Balanced Portfolio

** T. Rowe Price Government Money's shares were terminated on April 28, 2022 (liquidation). The Statement of Changes in Net Assets is from January 1, 2022 through April 28, 2022 (liquidation).

SENTRY LIFE INSURANCE COMPANY
Sentry Variable Life Account I
STATEMENTS OF CHANGES IN NET ASSETS

	For the Years Ended December 31	
	Vanguard Money Market *	
	2022	2021
Increase (decrease) in net assets from operations:		
Net investment income (loss)	\$ 412	\$ -
Realized gains (losses) on investments	-	-
Unrealized appreciation (depreciation), net	-	-
Net increase (decrease) in net assets from operations	412	-
Contract transactions:		
Purchase payments	2,449	-
Transfers between subaccounts, net	53,479	-
Withdrawals and surrenders	-	-
Monthly deductions	(3,055)	-
Policy loans	(20)	-
Net increase (decrease) in net assets derived from contract transactions	52,853	-
Total increase (decrease) in net assets	53,265	-
Net assets at beginning of year	0	0
Net assets at end of year	\$ 53,265	\$ -

See accompanying notes to financial statements

* Vanguard Money Market's shares became available for investment on February 2, 2022 (inception). The Statement of Changes in Net Assets is from February 2, 2022 (inception) through December 31, 2022.

SENTRY LIFE INSURANCE COMPANY

Sentry Variable Life Account I NOTES TO FINANCIAL STATEMENTS

December 31, 2022 and 2021

1. **Organization**

The Sentry Variable Life Account I (the Variable Life Account) is a segregated investment account of Sentry Life Insurance Company (the Company), which is a stock company 100% owned by Sentry Insurance Company (SIC), formerly Sentry Insurance a Mutual Company (SIAMCO), and is registered with the Securities and Exchange Commission (SEC) as a unit investment trust pursuant to the provisions of the Investment Company Act of 1940. The Variable Life Account is an accounting entity wherein all segregated account transactions are reflected.

Effective January 1, 2021 (the effective date), SIAMCO reorganized its corporate structure (the reorganization). On the effective date and as part of the reorganization, SIAMCO converted to SIC, a stock insurer. SIC is 100% owned by Sentry Holdings, Inc., an intermediate holding company, which is 100% owned by Sentry Mutual Holding Company. The reorganization did not have a material impact on the Company or the Variable Life Account's financial statements.

The Variable Life Account was established by the Company on February 12, 1985 in support of the variable life insurance contracts, and commenced operations on January 13, 1987. The Company discontinued new sales of the variable life insurance contracts on October 13, 2003. Management of the Company has determined that there is no justification for substantial doubt regarding the Variable Life Account's ability to continue as a going concern.

The assets of each subaccount of the Variable Life Account are invested in shares of corresponding portfolios of Janus Henderson Series - Institutional Shares, T. Rowe Price Fixed Income Series, Inc., T. Rowe Price Equity Series, Inc., and T. Rowe Price International Series, Inc., and Vanguard Variable Insurance Fund (collectively, the Funds) at each portfolio's net asset value (NAV) in accordance with the selection made by policy owners.

The Funds are diversified open-end investment management companies registered under the Investment Company Act of 1940. A copy of the Funds' annual reports is included in the Variable Life Account's Annual Report.

The Variable Life Account meets the definition of an investment company under Financial Accounting Standards Board (FASB) Accounting Standards Codification (ASC) Topic 946 and is following the accounting and reporting guidance under that Topic.

During 2022, a new fund offering was provided to policyholders, Vanguard Money Market Portfolio. Since this subaccount has an inception date in 2022, the financial statements are as of December 31, 2022 and for the period from inception date of February 2, 2022 to December 31, 2022.

Further, during the year a fund offering was terminated, T. Rowe Price Government Money Portfolio. Since this subaccount was liquidated during 2022, the financial statements are for the period of January 1, 2022 to the liquidation date of April 28, 2022.

2. **Significant Accounting Policies**

The preparation of financial statements in conformity with U.S. generally accepted accounting principles may require management to make estimates and assumptions that affect the reported amounts of assets and liabilities and disclosure of contingent assets and liabilities, if any, at the date of the financial statements and the reported amounts of revenues and expenses during the reporting period. Actual results could differ from those estimates.

Valuation of Investments

Investments in shares of each of the Funds are valued on the closing net asset value per share at December 31, 2022. The Funds value their investment securities at fair value.

Policy Loans

Variable life insurance contract owners (policyholders) may obtain loans from the Company. The maximum loan amount is 90% of the policyholders' contract cash value minus any applicable surrender charge.

Securities Transactions and Investment Income

Transactions in shares of the Funds are recorded on the trade date if received by 3:00 p.m. central standard time (the date the order to buy and sell is executed). Dividend income is recorded on the ex-dividend date. The cost of Fund shares sold and the corresponding investment gains and losses are determined on the basis of specific identification.

SENTRY LIFE INSURANCE COMPANY

Sentry Variable Life Account I NOTES TO FINANCIAL STATEMENTS

December 31, 2022 and 2021

2. Significant Accounting Policies (continued)

Federal Income Taxes

The Company is taxed as a life insurance company under the provisions of the Internal Revenue Code. The operations of the Variable Life Account are part of the total operations of the Company and are not taxed as a separate entity.

Under Federal income tax law, net investment income and net realized investment gains of the Variable Life Account which are applied to increase net assets are not taxed.

Subsequent Events

In connection with the preparation of the financial statements, the Company evaluated subsequent events after the financial statement date of December 31, 2022 through February 24, 2023, the date the financial statements were issued. No significant subsequent events were identified.

3. Purchases and Sales of Securities

in 2022, purchases and proceeds on sales of the Funds' shares were as follows:

	<u>Purchases</u>	<u>Proceeds on Sales</u>
Janus Henderson Research Portfolio	\$ 18,651	\$ 4,330
Janus Henderson Enterprise Portfolio	958,681	548,963
Janus Henderson Forty Portfolio	31,569	30,371
Janus Henderson Global Research Portfolio	2,923	1,816
Janus Henderson Balanced Portfolio	27,059	17,700
** T. Rowe Price Government Money Portfolio	896	52,928
T. Rowe Price Limited Term Bond Portfolio	36,657	7,390
T. Rowe Price Equity Income Portfolio	40,193	9,233
* T. Rowe Price Moderate Allocation Portfolio	79,803	96,850
T. Rowe Price International Stock Portfolio	6,555	894
** Vanguard Money Market Portfolio	56,691	3,439
Total	<u>\$ 1,259,678</u>	<u>\$ 773,914</u>

In 2021, purchases and proceeds on sales of the Funds' shares were as follows:

	<u>Purchases</u>	<u>Proceeds on Sales</u>
Janus Henderson Research Portfolio	\$ 8,351	\$ 207,258
Janus Henderson Enterprise Portfolio	628,050	769,252
Janus Henderson Forty Portfolio	34,297	298,827
Janus Henderson Global Research Portfolio	2,175	9,726
Janus Henderson Balanced Portfolio	12,923	24,418
T. Rowe Price Government Money Portfolio	3,106	4,440
T. Rowe Price Limited Term Bond Portfolio	8,849	6,414
T. Rowe Price Equity Income Portfolio	27,130	8,983
* T. Rowe Price Moderate Allocation Portfolio	159,709	288,222
T. Rowe Price International Stock Portfolio	1,473	4,080
Total	<u>\$ 886,063</u>	<u>\$ 1,621,620</u>

* Formerly T. Rowe Personal Strategy Balanced Portfolio

** The purchases and proceeds on sales activity for T. Rowe Price Government Money Portfolio was for the period from January 1, 2022 through April 28, 2022 (liquidation) and the activity for Vanguard Money Market Portfolio was for the period February 2, 2022 (inception) through December 31, 2022.

SENTRY LIFE INSURANCE COMPANY

Sentry Variable Life Account I

NOTES TO FINANCIAL STATEMENTS

December 31, 2022 and 2021

4. Expenses and Related Party Transactions

A mortality and expense risk premium and a death benefit guarantee risk charge are deducted by the Company from the Variable Life Account on a daily basis which is equal, on an annual basis, to 1.05% (0.90% mortality and expense risk and 0.15% death benefit guarantee risk charge) of the daily net asset value of the Variable Life Account. These charges compensate the Company for assuming these risks under the variable life contract.

At the beginning of each policy month, the Company makes a deduction, per contract holder, from the cash value of the policy by canceling accumulation units. This deduction consists of the cost of insurance for the policy and any additional benefits provided by rider, if any, for the policy month and a \$5 monthly administrative fee. The administrative fee reimburses the Company for the administration expenses relating to the issuance and maintenance of the contract and is included along with the cost of the insurance policy in monthly deductions on the Statement of Changes in Net Assets.

The Company deducts a front-end sales expense charge of 5.0% from each premium payment. A surrender charge may be deducted in the event of a surrender to reimburse the Company for expenses incurred in connection with issuing a policy. The full surrender charge, which is reported through withdrawals and surrenders on the Statements of Changes in Net Assets, will be reduced during the first 9 contract years until it reaches zero in the 10th contract year.

The Company deducts from each premium payment the amount of premium taxes levied by any state or government entity. Premiums taxes up to 3.5% are imposed by certain states.

Sentry Equity Services, Inc., a related party, acts as the underwriter for the contract.

5. Fair Value Measurement

Fair value is defined as the price that would be received to sell an asset or paid to transfer a liability in an orderly transaction between market participants at the measurement date.

The Variable Life Account categorized its financial instruments into a three level hierarchy based on the priority of the inputs to the valuation technique. The fair value hierarchy gives the highest priority to quoted prices in active markets for identical assets or liabilities (Level 1) and the lowest priority to unobservable inputs (Level 3). If the inputs used to measure fair value fall within different levels of the hierarchy, the category level is based on the lowest priority level input that is significant to the fair value measurement of the instrument in its entirety.

The Company categorizes financial assets recorded at fair value as follows:

Level 1 - Unadjusted quoted prices accessible in active markets for identical assets at the measurement date. The assets utilizing Level 1 valuations represent investments in publicly-traded registered mutual funds with quoted market prices.

Level 2 - Unadjusted quoted prices for similar assets in active markets or inputs (other than quoted prices) that are observable or that are derived principally from or corroborated by observable market data through correlation or other means. The assets utilizing Level 2 valuations represent investments in privately-traded registered mutual funds only offered through insurance products. These funds have no unfunded commitments or restrictions and the Variable Life Account always has the ability to redeem its interest in the funds with the investee at NAV daily.

Level 3 - Prices or valuation techniques that require inputs that are both unobservable and significant to the overall fair value measurement.

The following table summarizes assets measured at fair value on a recurring basis as of December 31, 2022:

	<u>Level 1</u>	<u>Level 2</u>	<u>Level 3</u>	<u>Total</u>
Variable Life Account Investments	-	\$ 6,431,218	-	\$ 6,431,218

The Variable Life Account only invests in funds with fair value measurements in Level 2 and did not have any assets or liabilities reported at fair value on a nonrecurring basis.

SENTRY LIFE INSURANCE COMPANY

Sentry Variable Life Account I NOTES TO FINANCIAL STATEMENTS

December 31, 2022 and 2021

6. Changes in Units Outstanding

The changes in units outstanding for the year ended December 31, 2022 were as follows:

	<u>Units Issued</u>	<u>Units Redeemed</u>	<u>Net Increase (Decrease)</u>
Janus Henderson Research Portfolio	113	151	(38)
Janus Henderson Enterprise Portfolio	1,456	3,919	(2,463)
Janus Henderson Forty Portfolio	56	645	(589)
Janus Henderson Global Research Portfolio	62	110	(48)
Janus Henderson Balanced Portfolio	397	419	(22)
** T. Rowe Price Government Money Portfolio	49	2,897	(2,848)
T. Rowe Price Limited Term Bond Portfolio	1,176	211	965
T. Rowe Price Equity Income Portfolio	508	158	350
* T. Rowe Price Moderate Allocation Portfolio	491	930	(439)
T. Rowe Price International Stock Portfolio	412	53	359
** Vanguard Money Market Portfolio	5,592	307	5,285

The changes in units outstanding for the year ended December 31, 2021 were as follows:

	<u>Units Issued</u>	<u>Units Redeemed</u>	<u>Net Increase (Decrease)</u>
Janus Henderson Research Portfolio	108	8,056	(7,948)
Janus Henderson Enterprise Portfolio	987	5,174	(4,187)
Janus Henderson Forty Portfolio	61	6,570	(6,509)
Janus Henderson Global Research Portfolio	70	572	(502)
Janus Henderson Balanced Portfolio	209	574	(365)
T. Rowe Price Government Money Portfolio	170	212	(42)
T. Rowe Price Limited Term Bond Portfolio	219	174	45
T. Rowe Price Equity Income Portfolio	99	161	(62)
* T. Rowe Price Moderate Allocation Portfolio	388	2,601	(2,213)
T. Rowe Price International Stock Portfolio	49	216	(167)

* Formerly T. Rowe Personal Strategy Balanced Portfolio

** The units issued and units redeemed activity for T. Rowe Price Government Money Portfolio was for the period from January 1, 2022 through April 28, 2022 (liquidation) and the activity for Vanguard Money Market Portfolio was for the period February 2, 2022 (inception) through December 31, 2022.

SENTRY LIFE INSURANCE COMPANY

Sentry Variable Life Account I

NOTES TO FINANCIAL STATEMENTS

December 31, 2022 and 2021

7. Financial Highlights

A summary of unit values, units outstanding and certain financial performance information for each subaccount for variable life contracts and the expense ratios, excluding expenses of the underlying funds, for the year ended December 31, 2022 is as follows:

	<u>Units</u>	<u>Net Assets</u>		<u>Expenses as a % of Average Net Assets #</u>	<u>Income as a % of Average Net Assets</u>	<u>Total Return ****</u>
		<u>Unit Value</u>	<u>(000's)</u>			
Janus Henderson Research Portfolio	3,857	\$ 20.52	\$ 79	1.05 %	0.16 %	(30.63) %
Janus Henderson Enterprise Portfolio	36,435	124.15	4,523	1.05	0.20	(16.82)
Janus Henderson Forty Portfolio	4,755	34.38	163	1.05	0.19	(34.25)
Janus Henderson Global Research Portfolio	1,045	14.44	15	1.05	1.06	(20.26)
Janus Henderson Balanced Portfolio	8,032	33.48	269	1.05	1.25	(17.28)
** T. Rowe Price Government Money Portfolio	-	18.21	-	1.05	0.02	(0.32)
T. Rowe Price Limited Term Bond Portfolio	5,339	27.43	146	1.05	1.96	(5.51)
T. Rowe Price Equity Income Portfolio	6,960	39.86	277	1.05	1.90	(4.35)
* T. Rowe Price Moderate Allocation Portfolio	10,039	88.88	892	1.05	1.57	(19.17)
T. Rowe Price International Stock Portfolio	813	14.58	12	1.05	0.86	(16.70)
*** Vanguard Money Market Portfolio	5,285	10.08	53	1.05	1.67	0.79

A summary of unit values, units outstanding and certain financial performance information for each subaccount for variable life contracts and the expense ratios, excluding expenses of the underlying funds, for the year ended December 31, 2021 is as follows:

	<u>Units</u>	<u>Net Assets</u>		<u>Expenses as a % of Average Net Assets #</u>	<u>Income as a % of Average Net Assets</u>	<u>Total Return</u>
		<u>Unit Value</u>	<u>(000's)</u>			
Janus Henderson Research Portfolio	3,895	\$ 29.58	\$ 115	1.05 %	0.08 %	19.08 %
Janus Henderson Enterprise Portfolio	38,898	149.25	5,806	1.05	0.32	15.61
Janus Henderson Forty Portfolio	5,344	52.29	279	1.05	-	21.62
Janus Henderson Global Research Portfolio	1,093	18.11	20	1.05	0.46	16.85
Janus Henderson Balanced Portfolio	8,054	40.47	326	1.05	0.90	15.97
T. Rowe Price Government Money Portfolio	2,848	18.27	52	1.05	0.01	(1.04)
T. Rowe Price Limited Term Bond Portfolio	4,374	29.03	127	1.05	1.33	(0.92)
T. Rowe Price Equity Income Portfolio	6,609	41.68	275	1.05	1.58	24.24
* T. Rowe Price Moderate Allocation Portfolio	10,478	109.97	1,152	1.05	0.97	8.91
T. Rowe Price International Stock Portfolio	454	17.50	8	1.05	0.47	0.25

Excluding the effect of the expenses of the underlying fund portfolios and monthly deductions charged directly to policyholder accounts.

* Formerly T. Rowe Personal Strategy Balanced Portfolio

** T. Rowe Government Money's funds were terminated on April 28, 2022.

*** Vanguard Money Market's funds became available for investment on February 2, 2022.

**** Total return is not annualized if the underlying fund was initially added and funded or terminated during the period presented.

SENTRY LIFE INSURANCE COMPANY

Sentry Variable Life Account I

NOTES TO FINANCIAL STATEMENTS

December 31, 2022 and 2021

7. Financial Highlights (continued)

A summary of unit values, units outstanding and certain financial performance information for each subaccount for variable life contracts and the expense ratios, excluding expenses of the underlying funds, for the year ended December 31, 2020 is as follows:

	<u>Units</u>	<u>Net Assets</u>		<u>Expenses as a % of Average Net Assets #</u>	<u>Income as a % of Average Net Assets</u>	<u>Total Return</u>
		<u>Unit</u>				
		<u>Value</u>	<u>(000's)</u>			
Janus Henderson Research Portfolio	11,843	\$ 24.84	\$ 294	1.05 %	0.41 %	31.57 %
Janus Henderson Enterprise Portfolio	43,085	129.10	5,562	1.05	0.07	18.22
Janus Henderson Forty Portfolio	11,853	43.00	510	1.05	0.27	37.95
Janus Henderson Global Research Portfolio	1,595	15.50	25	1.05	0.73	18.80
Janus Henderson Balanced Portfolio	8,419	34.90	294	1.05	1.74	13.12
T. Rowe Price Government Money Portfolio	2,890	18.46	53	1.05	0.26	(0.80)
T. Rowe Price Limited Term Bond Portfolio	4,329	29.30	127	1.05	1.96	3.62
T. Rowe Price Equity Income Portfolio	6,671	33.55	224	1.05	2.38	0.11
* T. Rowe Price Moderate Allocation Portfolio	12,691	100.97	1,281	1.05	1.38	13.34
T. Rowe Price International Stock Portfolio	621	17.46	11	1.05	0.59	13.25

A summary of unit values, units outstanding and certain financial performance information for each subaccount for variable life contracts and the expense ratios, excluding expenses of the underlying funds, for the year ended December 31, 2019 is as follows:

	<u>Units</u>	<u>Net Assets</u>		<u>Expenses as a % of Average Net Assets #</u>	<u>Income as a % of Average Net Assets</u>	<u>Total Return</u>
		<u>Unit</u>				
		<u>Value</u>	<u>(000's)</u>			
Janus Henderson Research Portfolio	12,169	\$ 18.88	\$ 230	1.05 %	0.45 %	34.12 %
Janus Henderson Enterprise Portfolio	47,715	109.20	5,211	1.05	0.20	34.09
Janus Henderson Forty Portfolio	12,204	31.17	380	1.05	0.15	35.75
Janus Henderson Global Research Portfolio	2,164	13.04	28	1.05	1.00	27.71
Janus Henderson Balanced Portfolio	10,639	30.85	328	1.05	1.91	21.32
T. Rowe Price Government Money Portfolio	3,314	18.61	62	1.05	1.70	0.66
T. Rowe Price Limited Term Bond Portfolio	4,273	28.28	121	1.05	2.39	3.26
T. Rowe Price Equity Income Portfolio	8,087	33.51	271	1.05	2.32	25.09
* T. Rowe Price Moderate Allocation Portfolio	15,517	89.08	1,382	1.05	1.95	18.56
T. Rowe Price International Stock Portfolio	647	15.41	10	1.05	2.46	26.45

Excluding the effect of the expenses of the underlying fund portfolios and monthly deductions charged directly to policyholder accounts.

* Formerly T. Rowe Personal Strategy Balanced Portfolio

SENTRY LIFE INSURANCE COMPANY

Sentry Variable Life Account I

NOTES TO FINANCIAL STATEMENTS

December 31, 2022 and 2021

7. Financial Highlights (continued)

A summary of unit values, units outstanding and certain financial performance information for each subaccount for variable life contracts and the expense ratios, excluding expenses of the underlying funds, for the year ended December 31, 2018 is as follows:


	<u>Units</u>	<u>Net Assets</u>		<u>Expenses</u> as a % of <u>Average</u> <u>Net</u> <u>Assets #</u>	<u>Income</u> as a % of <u>Average</u> <u>Net</u> <u>Assets</u>	<u>Total</u> <u>Return</u>
		<u>Value</u>	<u>(000's)</u>			
Janus Henderson Research Portfolio	12,738	\$ 14.08	\$ 179	1.05 %	0.55 %	(3.60) %
Janus Henderson Enterprise Portfolio	49,075	81.44	3,997	1.05	0.24	(1.46)
Janus Henderson Forty Portfolio	12,503	22.96	287	1.05	-	0.91
Janus Henderson Global Research Portfolio	2,172	10.21	22	1.05	1.14	(7.85)
Janus Henderson Balanced Portfolio	10,914	25.43	278	1.05	2.15	(0.37)
T. Rowe Price Government Money Portfolio	3,347	18.49	62	1.05	1.32	0.26
T. Rowe Price Limited Term Bond Portfolio	4,228	27.38	116	1.05	2.02	0.12
T. Rowe Price Equity Income Portfolio	8,146	26.79	218	1.05	2.03	(10.45)
T. Rowe Price Personal Strategy Balanced Portfolio	16,088	75.14	1,209	1.05	1.74	(6.07)
T. Rowe Price International Stock Portfolio	653	12.19	8	1.05	0.83	(15.11)

Excluding the effect of the expenses of the underlying fund portfolios and monthly deductions charged directly to policyholder accounts.

8. Diversification Requirements

Under the provisions of Section 817(h) of the Internal Revenue Code of 1986 (the Code), as amended, a variable contract, other than a contract issued in connection with certain types of employee benefit plans, will not be treated as a variable contract for federal tax purposes for any period for which the investments of the segregated asset account on which the contract is based are not adequately diversified. Each subaccount is required to satisfy the requirements of Section 817(h). The Code provides that the "adequately diversified" requirement may be met if the underlying investments satisfy either the statutory safe harbor test or diversification requirements set forth in regulations issued by the Secretary of the Treasury.

The Secretary of the Treasury has issued regulations under Section 817(h) of the Code. The Variable Life Account intends that each of the subaccounts shall comply with the diversification requirements and, in the event of any failure to comply, will take immediate action to assure compliance.



PROSPECTUS

May 1, 2023

QAAGWX QAAGUX	T. ROWE PRICE Limited-Term Bond Portfolio Limited-Term Bond Portfolio Limited-Term Bond Portfolio—II Class
<p>The fund is only available as an investment option for variable annuity and variable life insurance contracts.</p> <p>The Securities and Exchange Commission (SEC) has not approved or disapproved these securities or passed upon the adequacy of this prospectus. Any representation to the contrary is a criminal offense.</p>	

Table of Contents

1	SUMMARY	
	Limited-Term Bond Portfolio	3
2	MORE ABOUT THE FUND	
	Management of the Fund	7
	More Information About the Fund's Investment Objective(s), Strategies, and Risks	8
	Portfolio Turnover	16
	Financial Highlights	16
	Disclosure of Fund Portfolio Information	19
3	T. ROWE PRICE ACCOUNT INFORMATION	
	Investing in T. Rowe Price Variable Insurance Portfolios	20
	Distribution and Shareholder Servicing Fees	20
	Pricing of Shares and Transactions	20
	General Policies Relating to Transactions	22
	Information on Distributions and Taxes	24
	Rights Reserved by the Funds	25

Investment Objective(s)

The fund seeks a high level of income consistent with moderate fluctuations in principal value.

Fees and Expenses

This table describes the fees and expenses that you may pay if you buy, hold, and sell shares of the fund. **There may be additional expenses that apply, as described in your insurance contract prospectus, which are not reflected in the table or example below.**

Fees and Expenses of the Fund

	Portfolio	Portfolio—II Class
Annual fund operating expenses (expenses that you pay each year as a percentage of the value of your investment)		
Management fees	0.70 % ^a	0.70 % ^a
Distribution and service (12b-1) fees	—	0.25
Other expenses	—	—
Total annual fund operating expenses	0.70	0.95
Fee waiver/expense reimbursement	(0.20) ^a	(0.20) ^a
Total annual fund operating expenses after fee waiver/expense reimbursement	0.50 ^a	0.75 ^a

^a T. Rowe Price Associates, Inc., has contractually agreed (at least through April 30, 2024) to waive a portion of the fund's management fees in order to limit the fund's management fees to 0.50% of the fund's average daily net assets. Thereafter, this agreement will automatically renew for one-year terms unless terminated or modified by the fund's Board of Directors. Any fees waived under this agreement are not subject to reimbursement to T. Rowe Price Associates, Inc., by the fund.

Example This example is intended to help you compare the cost of investing in the fund with the cost of investing in other mutual funds. The example assumes that you invest \$10,000 in the fund for the time periods indicated and then redeem all of your shares at the end of those periods, that your investment has a 5% return each year, and that the fund's operating expenses remain the same. The example also assumes that any current expense limitation arrangement remains in place for the period noted in the previous table; therefore, the figures have been adjusted to reflect fee waivers or expense reimbursements only in the periods for which the expense limitation arrangement is expected to continue. Although your actual costs may be higher or lower, based on these assumptions your costs would be:

	1 Year	3 Years	5 Years	10 Years
Portfolio	\$ 51	\$ 204	\$ 370	\$ 852
Portfolio—II Class	77	283	506	1,148

Portfolio Turnover The fund pays transaction costs, such as commissions, when it buys and sells securities (or “turns over” its portfolio). A higher portfolio turnover rate may indicate higher transaction costs and may result in higher taxes when the fund's shares are held in a taxable account. These costs, which are not reflected in annual fund operating expenses or in the example, affect the fund's performance. During the most recent fiscal year, the fund's portfolio turnover rate was 86.3% of the average value of its portfolio.

Investments, Risks, and Performance

Principal Investment Strategies

Normally, the fund invests at least 80% of its net assets (including any borrowings for investment purposes) in bonds and 65% of its total assets in short- and intermediate-term bonds. There are no maturity limitations on individual securities purchased, but the fund's average effective maturity will not exceed five years.

At least 90% of the fund's assets will consist of investment-grade securities that, at the time of purchase, are rated in one of the four highest rating categories assigned by established credit rating agencies from at least one major credit rating agency or, if unrated, deemed by T. Rowe Price to be of comparable quality. The fund's holdings may include corporate and government bonds, asset- and

mortgage-backed securities, and foreign securities. While most assets will typically be invested in bonds, the fund also uses interest rate futures as an efficient means of managing the fund's exposure to interest rate changes and to adjust the portfolio's duration.

Investment decisions generally reflect the portfolio manager's outlook for interest rates and the economy, as well as the prices, yields, and credit quality of various securities in which the fund may invest. For example, if interest rates are expected to fall, the fund may purchase longer-term securities (to the extent consistent with the fund's investment program) in an attempt to seek higher yields and/or capital appreciation. Conversely, if interest rates are expected to rise, the fund may seek securities with shorter maturities.

Principal Risks

As with any fund, there is no guarantee that the fund will achieve its objective(s). The fund's share price fluctuates, which means you could lose money by investing in the fund. The principal risks of investing in this fund, which may be even greater in bad or uncertain market conditions, are summarized as follows:

Fixed income markets Economic and other market developments can adversely affect the fixed income securities markets. At times, participants in these markets may develop concerns about the ability of certain issuers of debt instruments to make timely principal and interest payments, or they may develop concerns about the ability of financial institutions that make markets in certain debt instruments to facilitate an orderly market. Those concerns could cause increased volatility and reduced liquidity in particular securities or in the overall fixed income markets and the related derivatives markets. A lack of liquidity or other adverse credit market conditions may hamper the fund's ability to sell the debt instruments in which it invests or to find and purchase suitable debt instruments.

Market conditions The value of the fund's investments may decrease, sometimes rapidly or unexpectedly, due to factors affecting an issuer held by the fund, particular industries, or the overall securities markets. A variety of factors can increase the volatility of the fund's holdings and markets generally, including political or regulatory developments, recessions, inflation, rapid interest rate changes, war, military conflict, or acts of terrorism, natural disasters, and outbreaks of infectious illnesses or other widespread public health issues such as the coronavirus pandemic and related governmental and public responses (including sanctions). Certain events may cause instability across global markets, including reduced liquidity and disruptions in trading markets, while some events may affect certain geographic regions, countries, sectors, and industries more significantly than others. Government intervention in markets may impact interest rates, market volatility, and security pricing. These adverse developments may cause broad declines in market value due to short-term market movements or for significantly longer periods during more prolonged market downturns.

Interest rates The prices of, and the income generated by, debt instruments held by the fund may be affected by changes in interest rates. A rise in interest rates typically causes the price of a fixed rate debt instrument to fall and its yield to rise. Conversely, a decline in interest rates typically causes the price of a fixed rate debt instrument to rise and the yield to fall. The prices and yields of inflation-linked bonds are directly impacted by the rate of inflation as well as changes in interest rates. Generally, funds with longer weighted average maturities and durations carry greater interest rate risk. Changes in monetary policy made by central banks and/or governments, such as the discontinuation and replacement of benchmark rates, are likely to affect the interest rates or yields of the securities in which the fund invests.

Credit quality An issuer of a debt instrument could suffer an adverse change in financial condition that results in a payment default (failure to make scheduled interest or principal payments), rating downgrade, or inability to meet a financial obligation. Securities that are rated below investment grade carry greater risk of default and should be considered speculative.

Derivatives The use of interest rate futures exposes the fund to additional volatility in comparison to investing directly in bonds and other debt instruments. These instruments can experience reduced liquidity and become difficult to value and may involve leverage so that small changes produce disproportionate losses for the fund. The fund's use of interest rate futures involves the risk that anticipated interest rate movements or evaluations of yield curves will not be accurately predicted, which could harm the fund's performance.

Foreign investing Investments in the securities of non-U.S. issuers may be adversely affected by local, political, social, and economic conditions overseas; greater volatility; reduced liquidity; or decreases in foreign currency values relative to the U.S. dollar. The risks of investing outside the U.S. are heightened for any investments in emerging markets, which are susceptible to greater volatility than investments in developed markets.

Liquidity The fund may not be able to meet requests to redeem shares issued by the fund without significant dilution of the remaining shareholders' interests in the fund. In addition, the fund may not be able to sell a holding in a timely manner at a desired price. Reduced liquidity in the bond markets can result from a number of events, such as limited trading activity, reductions in bond

inventory, and rapid or unexpected changes in interest rates. Markets with lower overall liquidity could lead to greater price volatility and limit the fund's ability to sell a holding at a suitable price.

Prepayments and extensions The fund is subject to prepayment risks because the principal on mortgage-backed securities, asset-backed securities, or any debt instrument with an embedded call option may be prepaid at any time, which could reduce the security's yield and market value. The rate of prepayments tends to increase as interest rates fall, which could cause the average maturity of the portfolio to shorten. Extension risk may result from a rise in interest rates, which tends to make mortgage-backed securities, asset-backed securities, and other callable debt instruments more volatile.

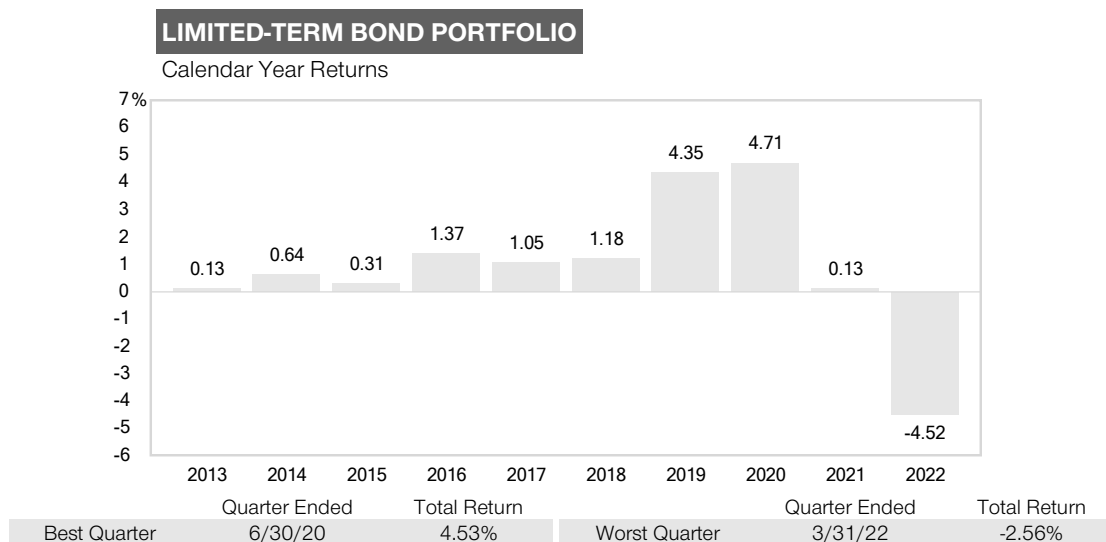
Active management The fund's overall investment program and holdings selected by the fund's investment adviser may underperform the broad markets, relevant indices, or other funds with similar objectives and investment strategies.

Cybersecurity breaches The fund could be harmed by intentional cyberattacks and other cybersecurity breaches, including unauthorized access to the fund's assets, customer data and confidential shareholder information, or other proprietary information. In addition, a cybersecurity breach could cause one of the fund's service providers or financial intermediaries to suffer unauthorized data access, data corruption, or loss of operational functionality.

Performance

The following performance information provides some indication of the risks of investing in the fund. The fund's performance information represents only past performance and is not necessarily an indication of future results.

The following bar chart illustrates how much returns can differ from year to year by showing calendar year returns and the best and worst calendar quarter returns during those years for the fund's Portfolio Class. Returns for other share classes vary since they have different expenses.



The following table shows the average annual total returns for each class of the fund that has been in operation for at least one full calendar year, and also compares the returns with the returns of a relevant broad-based market index, as well as with the returns of one or more comparative indexes that have investment characteristics similar to those of the fund, if applicable.

Average Annual Total Returns

	Periods ended December 31, 2022			Inception date
	1 Year	5 Years	10 Years	
Portfolio	-4.52 %	1.11 %	0.91 %	05/13/1994
Portfolio—II Class	-4.78	0.86	0.66	03/31/2005
Bloomberg 1-3 Year U.S. Government/Credit Bond Index (reflects no deduction for fees, expenses, or taxes)	-3.69	0.92	0.88	
Lipper Variable Annuity Underlying Short Investment Grade Debt Fund Average	-5.77	0.84	1.04	

Updated performance information is available through troweprice.com.

Management

Investment Adviser T. Rowe Price Associates, Inc. (T. Rowe Price or Price Associates)

Investment Subadviser T. Rowe Price International Ltd (Price International)

Investment Subadviser T. Rowe Price Hong Kong Limited (Price Hong Kong)

Portfolio Manager	Title	Managed Fund Since	Joined Investment Adviser
Michael F. Reinartz	Chair of Investment Advisory Committee	2015	1996

Purchase and Sale of Fund Shares

The fund is not sold directly to the general public but is instead offered as an underlying investment option for variable annuity or variable life insurance contracts. Although the fund does not require a minimum amount for initial or subsequent purchases from insurance companies, your insurance company may impose investment minimums for your purchases of the fund.

You may purchase, redeem, or exchange shares of the fund on any day the New York Stock Exchange is open for business. You must purchase, redeem, and exchange shares through your insurance company.

Tax Information

The fund distributes any dividends and capital gains to its shareholders, which are the insurance company separate accounts that sponsor your variable annuity or variable life insurance contract. Variable product owners seeking to understand the tax consequences of their investment, including redemptions of fund shares and the impact of dividend and capital gains distributions by the fund, should consult with the insurance company that issued their variable product or refer to their variable annuity or variable life insurance contract prospectus.

Payments to Insurance Companies, Broker-Dealers, and Other Financial Intermediaries

The fund is generally available only through variable annuity or variable life insurance contracts. The fund and/or its related companies may make payments to a sponsoring insurance company or other financial intermediary for the sale of fund shares and related services. These payments may create a conflict of interest by influencing the insurance company or other financial intermediary to recommend the fund over another investment option or by influencing an insurance company to include the fund as an underlying investment option in a variable contract. The prospectus (or other offering document) for your variable contract may contain additional information about these payments. Ask your insurance company or financial intermediary, or visit your insurance company's or financial intermediary's website, for more information.

MANAGEMENT OF THE FUND

Investment Adviser(s)

T. Rowe Price is the fund's investment adviser and oversees the selection of the fund's investments and management of the fund's portfolio pursuant to an investment management agreement between the investment adviser and the fund. T. Rowe Price is the investment adviser for all funds sponsored and managed by T. Rowe Price (T. Rowe Price Funds); is an SEC-registered investment adviser that provides investment management services to individual and institutional investors and sponsors; and serves as adviser and subadviser to registered investment companies, institutional separate accounts, and common trust funds. The address for T. Rowe Price is 100 East Pratt Street, Baltimore, Maryland 21202. As of December 31, 2022, T. Rowe Price and its affiliates (Firm) had approximately \$1.27 trillion in assets under management and provided investment management services for more than 6.0 million individual and institutional investor accounts.

T. Rowe Price has entered into a subadvisory agreement with Price International under which Price International is authorized to trade securities and make discretionary investment decisions on behalf of the fund. Price International is registered as an investment adviser with the SEC, and is authorized or licensed by the United Kingdom Financial Conduct Authority and other global regulators. Price International sponsors and serves as adviser to foreign collective investment schemes and provides investment management services to registered investment companies and other institutional investors. Price International is headquartered in London and has several branch offices around the world. Price International is a direct subsidiary of T. Rowe Price and its address is 60 Queen Victoria Street, London EC4N 4TZ, United Kingdom.

T. Rowe Price has entered into a subadvisory agreement with Price Hong Kong under which Price Hong Kong is authorized to trade securities and make discretionary investment decisions on behalf of the fund. Price Hong Kong is licensed with the Securities and Futures Commission of Hong Kong and is registered as an investment adviser with the SEC. Price Hong Kong serves as a subadviser to investment companies and provides investment management services for other clients who seek to primarily invest in the Asia-Pacific securities markets. Price Hong Kong is a subsidiary of T. Rowe Price and T. Rowe Price International, and its address is 6/F Chater House, 8 Connaught Road, Central, Hong Kong.

Portfolio Management

T. Rowe Price has established an Investment Advisory Committee with respect to the fund. The committee chair is ultimately responsible for the day-to-day management of the fund's portfolio and works with the committee in developing and executing the fund's investment program. The members of the committee are as follows: Michael F. Reinartz, chair, Shiu Tak (Sheldon) Chan, Jason T. Collins, Levent Demirekler, Charles B. Hill, Steven M. Kohlenstein, Cheryl A. Mickel, Alexander S. Obaza, Michael K. Sewell, and Chen Shao. The following information provides the year that the chair first joined the Firm and the chair's specific business experience during the past five years (although the chair may have had portfolio management responsibilities for a longer period). Mr. Reinartz has been chair of the committee since 2015. He joined the Firm in 1996, and his investment experience dates from 2000. He has served as a portfolio manager with the Firm throughout the past five years. The Statement of Additional Information (SAI) provides additional information about the portfolio manager's compensation, other accounts managed by the portfolio manager, and the portfolio manager's ownership of the fund's shares.

The Management Fee

The fund pays the investment adviser an annual all-inclusive management fee of 0.70% based on the fund's average daily net assets. The management fee is calculated and accrued daily, and it includes investment management services and ordinary, recurring operating expenses but does not cover interest; expenses related to borrowings, taxes, brokerage, and other transaction costs; or nonrecurring, extraordinary expenses.

A discussion about the factors considered by the fund's Board of Directors (Board) and its conclusions in approving the fund's investment management agreement (and any subadvisory agreement, if applicable) appear in the fund's semiannual shareholder report for the period ended June 30.

Variable Annuity Contracts and Variable Life Insurance Charges

Variable annuity and variable life insurance fees and charges imposed on contract holders and participants by the insurance companies are in addition to those described previously and are described in the variable annuity contract and variable life insurance prospectuses.

Variable Annuity Contracts and Variable Life Insurance Conflicts

The fund may serve as an investment medium for both variable annuity contracts and variable life insurance policies. Shares of the fund may be offered to separate accounts established by any number of insurance companies. The fund currently does not foresee any disadvantages to variable annuity contract owners due to the fact that the fund may serve as an investment medium for both variable annuity contracts and variable life insurance policies; however, due to differences in tax treatment or other considerations, it is theoretically possible that the interests of owners of variable annuity contracts and variable life insurance policies for which the fund serves as an investment medium might at some time be in conflict. The fund's Board is required to monitor events to identify any material conflicts between variable annuity contract owners and variable life policy owners, and will determine what action, if any, should be taken in the event of such a conflict. If such a conflict were to occur, an insurance company participating in the fund might be required to redeem the investment of one or more of its separate accounts from the fund. This might force the fund to sell securities at disadvantageous prices.

MORE INFORMATION ABOUT THE FUND'S INVESTMENT OBJECTIVE(S), STRATEGIES, AND RISKS

Investment Objective(s)

The fund seeks a high level of income consistent with moderate fluctuations in principal value.

Principal Investment Strategies

Normally, the fund invests at least 80% of its net assets (including any borrowings for investment purposes) in bonds and 65% of its total assets in short- and intermediate-term bonds. Shareholders will receive at least 60 days' prior notice of a change to the fund's 80% investment policy. There are no maturity limitations on individual securities purchased, but the fund's average effective maturity will not exceed five years.

At least 90% of the fund's assets will consist of investment-grade securities that, at the time of purchase, are rated in one of the four highest rating categories assigned by established credit rating agencies from at least one major credit rating agency or, if unrated, deemed by T. Rowe Price to be of comparable quality. The fund's holdings may include corporate and government bonds, asset- and mortgage-backed securities, and foreign securities. While most assets will typically be invested in bonds, the fund also uses interest rate futures as an efficient means of managing the fund's exposure to interest rate changes and to adjust the portfolio's duration.

Investment decisions generally reflect the portfolio manager's outlook for interest rates and the economy, as well as the prices, yields, and credit quality of various securities in which the fund may invest. For example, if interest rates are expected to fall, the fund may purchase longer-term securities (to the extent consistent with the fund's investment program) in an attempt to seek higher yields and/or capital appreciation. Conversely, if interest rates are expected to rise, the fund may seek securities with shorter maturities.

The Firm integrates environmental, social, and governance (ESG) factors into its investment research process for certain investments. While ESG matters vary widely, we generally consider ESG factors such as climate change, resource depletion, labor standards, diversity, human rights issues, and governance structure and practices. For certain types of investments, including, but not limited to, cash, currency positions, and particular types of derivatives, an ESG analysis may not be relevant or possible due to a lack of data. Where ESG considerations are integrated into the investment research process, we focus on the ESG factors we consider most likely to have a material impact on the performance of the holdings in the fund's portfolio. We may conclude that other attributes of an investment outweigh ESG considerations when making investment decisions for the fund.

The fund may sell assets for a variety of reasons, including in response to a change in the original investment considerations or to limit losses, adjust the characteristics of the overall portfolio, or redeploy assets into different opportunities.

The fund invests in the following types of securities or assets:

Bonds

A bond is an interest-bearing security. The issuer has a contractual obligation to pay interest at a stated rate on specific dates and to repay principal (the bond's face value) on a specified date. An issuer may have the right to redeem or "call" a bond before maturity,

and the investor may have to invest the proceeds at lower market rates. Bonds can be issued by U.S. and foreign governments, states, and municipalities, as well as a wide variety of companies.

A bond's annual interest income, set by its coupon rate, is usually fixed for the life of the bond. Its yield (income as a percent of current price) will fluctuate to reflect changes in interest rate levels. A bond's price usually rises when interest rates fall and vice versa, so its yield generally stays consistent with current market conditions.

Conventional fixed rate bonds offer a coupon rate for a fixed maturity with no adjustment for inflation. Real rate of return bonds also offer a fixed coupon but include ongoing inflation adjustments for the life of the bond.

Certain bonds have floating or variable interest rates that are adjusted periodically based on a particular index. These interest rate adjustments tend to minimize fluctuations in the bonds' principal values. The maturity of certain floating rate securities may be shortened under certain specified conditions.

Bonds, including asset- and mortgage-backed securities, may be secured (backed by specific collateral) or may be unsecured (backed only by the issuer's general creditworthiness).

Mortgage-Backed Securities

The fund may invest in a variety of mortgage-backed securities. Mortgage lenders pool individual home mortgages with similar characteristics to back a certificate or bond, which is sold to investors such as the fund. Interest and principal payments generated by the underlying mortgages are passed through to the investors. The "big three" issuers are the Government National Mortgage Association, the Federal National Mortgage Association, and the Federal Home Loan Mortgage Corporation. Government National Mortgage Association certificates are backed by the full faith and credit of the U.S. government, while others, such as the Federal National Mortgage Association and Federal Home Loan Mortgage Corporation certificates, are only supported by the ability to borrow from the U.S. Treasury or by the credit of the agency. (The Federal National Mortgage Association and the Federal Home Loan Mortgage Corporation operate under conservatorship of the Federal Housing Finance Agency, an independent federal agency.) Private mortgage bankers and other institutions also issue mortgage-backed securities.

Mortgage-backed securities are subject to scheduled and unscheduled principal payments as homeowners pay down or prepay their mortgages. As these payments are received, they must be reinvested when interest rates may be higher or lower than on the original mortgage security. Therefore, these securities are not an effective means of locking in long-term interest rates. In addition, when interest rates fall, the rate of mortgage prepayments, including refinancings, tends to increase. Refinanced mortgages are paid off at face value or "par," causing a loss for any investor who may have purchased the security at a price above par. In such an environment, this risk limits the potential price appreciation of these securities and can negatively affect the fund's net asset value. When interest rates rise, the prices of mortgage-backed securities can be expected to decline. In addition, when interest rates rise and prepayments slow, the effective duration of mortgage-backed securities extends, resulting in increased price volatility.

Additional mortgage-backed securities in which the fund may invest include:

Collateralized Mortgage Obligations Collateralized mortgage obligations are debt instruments that are fully collateralized by a portfolio of mortgages or mortgage-backed securities including Government National Mortgage Association, Federal National Mortgage Association, Federal Home Loan Mortgage Corporation, and non-agency-backed mortgages. All interest and principal payments from the underlying mortgages are passed through to the collateralized mortgage obligations in such a way as to create different classes with varying risk characteristics, payment structures, and maturity dates. Collateralized mortgage obligation classes may pay fixed or variable rates of interest, and certain classes have priority over others with respect to the receipt of prepayments and allocation of defaults.

Stripped Mortgage Securities Stripped mortgage securities are created by separating the interest and principal payments generated by a pool of mortgage-backed securities or a collateralized mortgage obligation to create additional classes of securities. Generally, one class receives interest-only payments and another receives principal-only payments. Unlike other mortgage-backed securities and principal-only strips, the value of interest-only strips tends to move in the same direction as interest rates. The fund can use interest-only strips as a hedge against falling prepayment rates (when interest rates are rising) and/or in an unfavorable market environment. Principal-only strips can be used as a hedge against rising prepayment rates (when interest rates are falling) and/or in a favorable market environment. Interest-only strips and principal-only strips are acutely sensitive to interest rate changes and to the rate of principal prepayments.

A rapid or unexpected increase in prepayments can severely depress the price of interest-only strips, while a rapid or unexpected decrease in prepayments could have the same effect on principal-only strips. Of course, under the opposite conditions these securities

may appreciate in value. These securities can be very volatile in price and may have lower overall liquidity than most other mortgage-backed securities. Certain non-stripped collateralized mortgage obligation classes may also exhibit these qualities, especially those that pay variable rates of interest that adjust inversely with, and more rapidly than, short-term interest rates. In addition, if interest rates rise rapidly and prepayment rates slow more than expected, certain collateralized mortgage obligation classes, in addition to losing value, can exhibit characteristics of long-term securities and become more volatile. There is no guarantee that the fund's investments in collateralized mortgage obligations, interest-only strips, or principal-only strips will be successful, and the fund's total return could be adversely affected as a result.

Commercial Mortgage-Backed Securities Commercial mortgage-backed securities are securities created from a pool of commercial mortgage loans, such as loans for hotels, shopping centers, office buildings, and apartment buildings. Interest and principal payments from the loans are passed on to the investor according to a schedule of payments. Credit quality depends primarily on the quality of the loans themselves and on the structure of the particular deal. Generally, deals are structured with senior and subordinate classes. The degree of subordination is determined by the rating agencies that rate the individual classes of the structure. Commercial mortgages are generally structured with prepayment penalties, which greatly reduce prepayment risk to the investor. However, the value of these securities may change because of actual or perceived changes in the creditworthiness of the individual borrowers, their tenants, the servicing agents, or the general state of commercial real estate. There is no limit on fund investments in these securities.

Asset-Backed Securities

An underlying pool of assets, such as credit card or automobile trade receivables or corporate loans or bonds, backs these bonds and provides the interest and principal payments to investors. On occasion, the pool of assets may also include a swap obligation, which is used to change the cash flows on the underlying assets. As an example, a swap may be used to allow floating rate assets to back a fixed rate obligation. Credit quality depends primarily on the quality of the underlying assets, the level of any credit support provided by the structure or a line of credit, and the credit quality of the swap counterparty, if any. The underlying assets (i.e., loans) are sometimes subject to prepayments, which can shorten the security's effective maturity and may lower its return. The value of these securities also may change because of actual or perceived changes in the creditworthiness of the individual borrowers, the originator, the servicing agent, the financial institution providing the credit support, or the swap counterparty. There is no limit on the fund's investments in asset-backed securities.

High Yield or "Junk" Bonds

The price and yield of below investment-grade (high yield or "junk") bonds, including below investment-grade emerging market bonds, can be expected to fluctuate more than the price and yield of higher-quality bonds. Because these bonds are rated below BBB (or an equivalent rating) or are in default, they are regarded as predominantly speculative with respect to the issuer's continuing ability to meet principal and interest payments. Successful investment in lower-medium and low-quality bonds involves greater investment risk and is highly dependent on T. Rowe Price's credit analysis. A real or perceived economic downturn or higher interest rates could cause a decline in high yield bond prices by lessening the ability of issuers to make principal and interest payments. These bonds are often thinly traded and can be more difficult to sell and value accurately than higher-quality bonds. Because objective pricing data may be less available, judgment may play a greater role in the valuation process.

Inflation-Linked Securities

Inflation-linked securities are instruments whose interest and principal payments are adjusted for inflation, which represents a sustained increase in the prices of goods and services that can erode the purchasing power of money. Treasury inflation protected securities are inflation-linked securities issued by the U.S. government. Inflation-linked bonds are also issued by corporations, U.S. government agencies, and foreign governments. The inflation adjustment, which is applied periodically to the principal of the bond, follows a designated inflation index, such as the Consumer Price Index. A fixed coupon rate is applied to the inflation-adjusted principal so that as inflation rises, both the principal value and the interest payments increase. This can provide investors with a hedge against inflation, as it helps preserve the purchasing power of your investment. Because of this inflation-adjustment feature, inflation protected bonds typically have lower yields than conventional fixed rate bonds. In the case of Treasury inflation protected securities, repayment of the original bond principal upon maturity (as adjusted for inflation) is guaranteed by the U.S. Treasury. For securities that do not provide a similar guarantee, the adjusted principal value of the security to be repaid at maturity is subject to credit risk.

Inflation-linked bonds normally will decline in price when real interest rates rise. (A real interest rate is calculated by subtracting the inflation rate from a nominal interest rate. For example, if a 10-year Treasury note is yielding 5% and inflation expectations for the next 10 years are 2%, the real interest rate is 3%.) If inflation is negative, the principal and income of an inflation-linked bond could decline and result in losses for the fund.

Bank Loans

The fund may make investments in bank loans through the purchase or execution of a privately negotiated loan or note representing the equivalent of a loan, as well as through loan assignments and participations. Large loans to corporations or governments, including governments of less developed countries, may be shared or syndicated among several lenders, usually banks. The fund could participate in such syndicates or could buy part of a loan, becoming a direct lender. These loans may often be obligations of companies or governments in financial distress or in default. These investments involve special types of risk, including those of being a lender, reduced liquidity, increased credit risk, and volatility.

Bank loans may be acquired directly through an agent acting on behalf of the lenders participating in the loan, as an assignment from another lender who holds a direct interest in the loan, or as a participation interest in another lender's portion of the loan. An assignment typically results in the purchaser succeeding to all rights and obligations under the loan agreement between the assigning lender and the borrower. However, assignments may be arranged through private negotiations, and the rights and obligations acquired by the purchaser of an assignment may differ from, and be more limited than, those held by the assigning lender.

A participation interest is a fractional interest in a loan, issued by a lender or other financial institution. To the extent the fund invests in loans through participation interests, it will be more difficult for it to enforce its rights against the borrower because it will have established a direct contractual relationship with the seller of the participation interest but not with the borrower. When the fund invests in a loan by participation, it must rely on another party not only for the enforcement of its rights against the borrower, but also for the receipt and processing of payments due under the loan. Investing in a participation interest limits the fund's ability to file a claim directly as a creditor in the event of the borrower's bankruptcy.

Foreign Securities

The fund may invest in foreign securities. Foreign securities could include non-U.S. dollar-denominated securities traded outside the U.S. and U.S. dollar-denominated securities of foreign issuers traded in the U.S. Investing in foreign securities involves special risks that can increase the potential for losses. These include exposure to potentially adverse local, political, social, and economic developments such as war, political instability, hyperinflation, currency devaluations, and overdependence on particular industries; government interference in markets such as nationalization and exchange controls, expropriation of assets, or imposition of punitive taxes; the imposition of international trade and capital barriers and other protectionist or retaliatory measures; potentially lower liquidity and higher volatility; possible problems arising from accounting, disclosure, settlement, and regulatory practices and legal rights that differ from U.S. standards; and the potential for fluctuations in foreign exchange rates to decrease the investment's value (favorable changes can increase its value). In addition, information with respect to foreign borrowers may differ from that available for U.S. borrowers because foreign companies are not generally subject to accounting, auditing, and financial reporting standards, practices, and requirements comparable to those applicable to U.S. borrowers.

Derivatives

A derivative is a financial instrument whose value is derived from an underlying security, such as a stock or bond, or from a market benchmark, such as an interest rate index. Many types of investments representing a wide range of risks and potential rewards may be considered derivatives, including conventional instruments such as futures and options, as well as other potentially more complex investments such as swaps and structured notes. The use of derivatives can involve leverage. Leverage has the effect of magnifying returns, positively or negatively. The effect on returns will depend on the extent to which an investment is leveraged. For example, an investment of \$1, leveraged at 2 to 1, would have the effect of an investment of \$2. Leverage ratios can be higher or lower with a corresponding effect on returns. The fund may use derivatives in a variety of situations, including for the purposes of accomplishing any or all of the following: to hedge against a decline in principal value, to increase yield, to gain exposure to eligible asset classes or securities with greater efficiency and at a lower cost than is possible through a direct investment, or to adjust portfolio duration or credit risk exposures.

Derivatives that may be used include the following instruments, as well as others that combine the risk characteristics and features of these instruments:

Futures and Options Futures are often used to establish exposures or manage or hedge risk because they enable the investor to buy or sell an asset in the future at an agreed-upon price. Options may be used to generate additional income, to enhance returns, or as a defensive technique to protect against anticipated declines in the value of an asset. Call options give the investor the right to purchase (when the investor purchases the option), or the obligation to sell (when the investor "writes" or sells the option), an asset at a predetermined price in the future. Put options give the purchaser of the option the right to sell, or the seller (or "writer") of the option the obligation to buy, an asset at a predetermined price in the future. Futures and options contracts may be bought or sold for any number of reasons, including to manage exposure to changes in interest rates, bond prices, foreign currencies, and credit quality; as an

efficient means of increasing or decreasing the fund's exposure to certain markets; in an effort to enhance income; to improve risk-adjusted returns; to protect the value of portfolio securities; and to serve as a cash management tool. Call or put options may be purchased or sold on securities, futures, financial indexes, and foreign currencies. The fund may choose to continue a futures contract by "rolling over" an expiring futures contract into an identical contract with a later maturity date. This could increase the fund's transaction costs and portfolio turnover rate.

Futures and options contracts may not always be successful investments or hedges; their prices can be highly volatile; using them could lower the fund's total return; the potential loss from the use of futures can exceed the fund's initial investment in such contracts; and the losses from certain options written by the fund could be unlimited.

Swaps The fund may invest in interest rate, index, total return, credit default, and other types of swap agreements, as well as options on swaps, commonly referred to as "swaptions," and interest rate swap futures, which are instruments that provide a way to obtain swap exposure and the benefits of futures in one contract. Interest rate, index, and total return swaps are two-party contracts under which the fund and a counterparty, such as a broker or dealer, agree to exchange the returns (or differentials in rates of return) earned or realized on particular predetermined investments or indexes. Credit default swaps are agreements where one party (the protection buyer) will make periodic payments to another party (the protection seller) in exchange for protection against specified credit events, such as defaults and bankruptcies related to an issuer or underlying credit instrument. Swap futures are futures contracts on interest rate swaps that enable purchasers to settle in cash at a future date at the price determined by a specific benchmark rate at the end of a fixed period. Swaps, swaptions, and swap futures can be used for a variety of purposes, including to manage the fund's overall exposure to changes in interest or foreign currency exchange rates and credit quality; as an efficient means of adjusting the fund's exposure to certain markets; in an effort to enhance income or total return or protect the value of portfolio securities; to serve as a cash management tool; and to adjust portfolio duration or credit risk exposure.

There are risks in the use of swaps and related instruments. Swaps could result in losses if interest or foreign currency exchange rates or credit quality changes are not correctly anticipated by the fund. Total return swaps could result in losses if the reference index, security, or investments do not perform as anticipated. Credit default swaps can increase the fund's exposure to credit risk and could result in losses if evaluation of the creditworthiness of the counterparty, or of the company or government on which the credit default swap is based, is incorrect. The use of swaps, swaptions, and swap futures may not always be successful. Using them could lower the fund's total return, their prices can be highly volatile, and the potential loss from the use of swaps can exceed the fund's initial investment in such instruments. Also, the other party to a swap agreement could default on its obligations or refuse to cash out the fund's investment at a reasonable price, which could turn an expected gain into a loss. Although there should be minimal counterparty risk associated with investments in interest rate swap futures, the fund could experience delays and/or losses due to the bankruptcy of a swap dealer through which the fund engaged in the transaction.

Currency Derivatives A fund that invests in foreign securities may attempt to hedge its exposure to potentially unfavorable currency changes. The primary means of doing this is through the use of forward currency exchange contracts, which are contracts between two counterparties to exchange one currency for another on a future date at a specified exchange rate. The fund may also use these instruments to create a synthetic bond, which is issued in one currency with the currency component transformed into another currency. However, futures, swaps, and options on foreign currencies may also be used. In certain circumstances, the fund may use currency derivatives to substitute a different currency for the currency in which the investment is denominated, a strategy known as proxy hedging. If the fund were to engage in any of these foreign currency transactions, it could serve to protect its foreign securities from adverse currency movements relative to the U.S. dollar, although the fund may also use currency derivatives in an effort to gain exposure to a currency expected to appreciate in value versus other currencies. As a result, the fund could be invested in a currency without holding any securities denominated in that currency. Such transactions involve, among other risks, the risk that anticipated currency movements will not occur, which could reduce the fund's total return. There are certain markets, including many emerging markets, where it is not possible to engage in effective foreign currency hedging.

When-Issued Securities and Forwards

The fund may purchase securities on a when-issued or delayed delivery basis or may purchase or sell securities on a forward commitment basis. The price of these securities is fixed at the time of the commitment to buy, but delivery and payment take place after the customary settlement period for that type of security (often a month or more later). During the interim period, the price and yield of the securities can fluctuate, and typically no interest accrues to the purchaser. At the time of delivery, the market value of the securities may be more or less than the purchase or sale price. To the extent the fund remains fully or almost fully invested (in securities with a remaining maturity of more than one year) at the same time it purchases these securities, there will be greater fluctuations in the fund's net asset value than if the fund did not purchase them.

Principal Risks

The principal risks associated with the fund's principal investment strategies, which may be even greater in bad or uncertain market conditions, include the following:

Fixed income markets The market price of investments owned by the fund may go up or down, sometimes rapidly or unpredictably. The fund's investments may decline in value due to factors affecting the overall fixed income markets or particular industries or sectors. The value of a holding may decline due to developments related to a particular issuer, but also due to general fixed income market conditions, including real or perceived adverse economic developments, such as changes in interest rates, credit quality, inflation, or currency rates, or generally adverse investor sentiment. The value of a holding may also decline due to factors that negatively affect a particular industry, such as labor shortages, increased production costs, or competitive conditions. The fund may experience heavy redemptions that could cause it to liquidate its assets at inopportune times or at a loss or depressed value.

Market conditions The value of investments held by the fund may decline, sometimes rapidly or unpredictably, due to factors affecting certain issuers, particular industries or sectors, or the overall markets. Rapid or unexpected changes in market conditions could cause the fund to liquidate its holdings at inopportune times or at a loss or depressed value. The value of a particular holding may decrease due to developments related to that issuer, but also due to general market conditions, including real or perceived economic developments, such as changes in interest rates, credit quality, inflation, or currency rates, or generally adverse investor sentiment. The value of a holding may also decline due to factors that negatively affect a particular industry or sector, such as labor shortages, increased production costs, or competitive conditions. In addition, local, regional, or global events such as war, military conflict, acts of terrorism, political and social unrest, regulatory changes, recessions, shifts in monetary or trade policies, natural or environmental disasters, and the spread of infectious diseases or other public health issues could have a significant negative impact on securities markets and the fund's investments. Any of these events may lead to unexpected suspensions or closures of securities exchanges; travel restrictions or quarantines; business disruptions and closures; inability to obtain raw materials, supplies, and component parts; reduced or disrupted operations for the fund's service providers or issuers in which the fund invests; and an extended adverse impact on global market conditions. Government intervention (including sanctions) in markets may impact interest rates, market volatility, and security pricing. The occurrence of any of these events could adversely affect the economies (including through changes in business activity and increased unemployment) and financial markets of specific countries or worldwide.

Interest rates The prices of bonds and other fixed income securities typically increase as interest rates fall, and prices typically decrease as interest rates rise (bond prices and interest rates usually move in opposite directions). Prices fall because the bonds and notes in the fund's portfolio become less attractive to other investors when securities with higher yields become available. The prices and yields of inflation-linked bonds are directly impacted by the rate of inflation as well as changes in interest rates. Generally, funds with longer weighted average maturities (i.e., an average of the maturities of the underlying debt instruments, "weighted" by the percentage of the fund's assets it represents) and durations (i.e., the measure of the price sensitivity of a fund to changes in interest rates) carry greater interest rate risk. As a result, in a rising interest rate environment, the net asset value of a fund with a longer weighted average maturity or duration typically decreases at a faster rate than the net asset value of a fund with a shorter weighted average maturity or duration. In addition, recent and potential future changes in monetary policy made by central banks and/or governments are likely to affect the interest rates or yields of the securities in which the fund invests. The discontinuation and replacement of a benchmark rate such as the London Interbank Offered Rate (LIBOR)(an indicative measure of the average interest rate at which major global banks could borrow from one another) may have a significant impact on the financial markets and may adversely impact the fund's performance. Given the current elevated inflation environment, risks associated with rising rates are currently heightened. As a result, rapid changes in interest rates may increase the fund's overall exposure to interest rate risk.

Credit quality An issuer of a debt instrument held by the fund could default (fail to make scheduled interest or principal payments), potentially reducing the fund's income and share price. Credit risk is increased when portfolio holdings are downgraded or the perceived financial condition of an issuer deteriorates. Holdings with an investment-grade rating (AAA through BBB, or an equivalent rating) should have a relatively low risk of encountering financial problems and a relatively high probability of future payments. However, holdings rated BBB (or an equivalent rating) are more susceptible to adverse economic conditions than other investment-grade holdings and may have speculative characteristics. Holdings rated below investment grade should be regarded as speculative because their issuers may be more susceptible to financial setbacks and recession than more creditworthy issuers (commonly referred to as "junk").

Derivatives The use of interest rate futures exposes the fund to additional volatility in comparison to investing directly in bonds and other debt instruments. These instruments can experience reduced liquidity and become difficult to value and may involve leverage so that small changes produce disproportionate losses for the fund. The fund's use of interest rate futures involves the risk that anticipated changes in interest rates, prepayment rates, and/or yield curves will not be accurately predicted or move in a direction that

is not favorable to the fund, which could negatively impact the fund's performance or impair the fund's efforts to adjust its duration as intended. The U.S. Government and foreign governments have adopted (and may adopt further) regulations governing derivatives markets, including mandatory clearing of certain derivatives, margin and reporting requirements and risk exposure limitations. Regulation of derivatives may make derivatives more costly, limit their availability or utility to the Fund, or otherwise adversely affect their performance or disrupt markets.

Foreign investing The fund's investments outside the U.S. are subject to special risks, whether the securities (including depositary receipts and other instruments that represent interests in a non-U.S. issuer) are denominated in U.S. dollars or foreign currencies. These risks include potentially adverse local, political, social, and economic conditions overseas; greater volatility; lower liquidity; and the possibility that settlement practices and regulatory and accounting standards will differ from those of U.S. issuers. Foreign currencies could decline against the U.S. dollar, lowering the value of securities denominated in those currencies and possibly the fund's share price. These risks are heightened for any investments in emerging markets, which are more susceptible to governmental interference, less efficient trading markets, and the imposition of local taxes or restrictions on gaining access to sales proceeds for foreign investors.

Liquidity The fund may not be able to meet requests to redeem shares issued by the fund without significant dilution of the remaining shareholders' interests in the fund. In addition, the fund may not be able to sell a holding in a timely manner at a desired price. Sectors of the bond market can experience sudden downturns in trading activity. During periods of reduced market liquidity, the spread between the price at which a security can be bought and the price at which it can be sold can widen, and the fund may not be able to sell a holding readily at a price that reflects what the fund believes it should be worth. Securities with lower overall liquidity can also become more difficult to value. Liquidity risk may be the result of, among other things, the reduced number and capacity of traditional broker-dealers to make a market in fixed income securities or the lack of an active market. The potential for liquidity risk may be magnified by a rising interest rate environment or other circumstances where selling activity from fixed income investors may be higher than normal, potentially causing increased supply in the market.

Prepayments and extensions A fund investing in mortgage-backed securities, asset-backed securities, and other debt instruments that have embedded call options can be negatively impacted when interest rates fall because borrowers tend to refinance and prepay principal. Receiving increasing prepayments in a falling interest rate environment causes the average maturity of the portfolio to shorten, reducing its potential for price gains. It also requires the fund to reinvest proceeds at lower interest rates, which reduces the fund's total return and yield, and could result in a loss if bond prices fall below the level that the fund paid for them. A rise in interest rates or lack of refinancing opportunities can cause the fund's average maturity to lengthen unexpectedly due to a drop in expected prepayments of mortgage-backed securities, asset-backed securities, and callable debt instruments. This would increase the fund's sensitivity to rising rates and its potential for price declines.

Active management The investment adviser's judgments about the attractiveness, value, or potential appreciation of the fund's investments may prove to be incorrect. The fund could underperform other funds with a similar benchmark or similar investment program if the fund's investment selections or overall strategies fail to produce the intended results. Regulatory, tax, or other developments may affect the investment strategies available to a portfolio manager, which could adversely affect the ability to implement the fund's overall investment program and achieve the fund's investment objective(s).

Cybersecurity breaches The fund may be subject to operational and information security risks resulting from breaches in cybersecurity. Cybersecurity breaches may involve deliberate attacks and unauthorized access to the digital information systems (for example, through "hacking" or malicious software coding) used by the fund, its investment adviser and subadviser(s) (as applicable), or its third-party service providers but may also result from outside attacks such as denial-of-service attacks, which are efforts to make network services unavailable to intended users. These breaches may, among other things, result in financial losses to the fund and its shareholders, cause the fund to lose proprietary information, disrupt business operations, or result in the unauthorized release of confidential information. Further, cybersecurity breaches involving the fund's third-party service providers, financial intermediaries, trading counterparties, or issuers in which the fund invests could subject the fund to many of the same risks associated with direct breaches.

Additional Investment Management Practices

The SAI contains more detailed information about the fund and its investments, operations, and expenses. The fund's investments may be subject to further restrictions and risks described in the SAI.

Investments in Other Investment Companies

The fund may invest in other investment companies, including mutual funds, exchange-traded funds, and closed-end funds, subject to any applicable limitations under the Investment Company Act of 1940.

The fund may purchase the securities of another investment company to temporarily gain exposure to a portion of the market while awaiting the purchase of securities or as an efficient means of gaining exposure to a particular asset class. The fund might also purchase shares of another investment company, including shares of other T. Rowe Price Funds, to gain exposure to the securities in the investment company's portfolio at times when the fund may not be able to buy those securities directly, or as a means of gaining efficient and cost-effective exposure to certain asset classes. Any investment in another investment company would be consistent with the fund's objective(s) and investment program.

The risks of owning another investment company are generally similar to the risks of investing directly in the securities in which that investment company invests. However, an investment company may not achieve its investment objective or execute its investment strategy effectively, which may adversely affect the fund's performance. In addition, because closed-end funds and exchange-traded funds trade on a secondary market, their shares may trade at a premium or discount to the actual net asset value of their portfolio securities, and their shares may have greater volatility if an active trading market does not exist.

As a shareholder of another investment company, the fund must pay its pro-rata share of that investment company's fees and expenses. If the fund invests in another T. Rowe Price Fund, the management fee paid by the fund will be reduced to ensure that the fund does not incur duplicate management fees as a result of its investment.

Illiquid Investments

Some of the fund's holdings may be considered illiquid because they are subject to legal or contractual restrictions on resale or because they cannot reasonably be expected to be sold or disposed of in current market conditions in seven calendar days or less without the sale or disposition significantly changing the market value of the investment. The determination of liquidity involves a variety of factors. Illiquid investments may include private placements that are sold directly to a small number of investors, usually institutions. Unlike public offerings, such securities are not registered with the SEC. Although certain of these securities may be readily sold (for example, pursuant to Rule 144A under the Securities Act of 1933) and therefore deemed liquid, others may have resale restrictions and be considered illiquid. The sale of illiquid investments may involve substantial delays and additional costs, and the fund may only be able to sell such investments at prices substantially lower than what it believes they are worth. In addition, the fund's investments in illiquid investments may reduce the returns of the fund because it may be unable to sell such investments at an advantageous time, which could prevent the fund from taking advantage of other investment opportunities.

Temporary Defensive Position

The fund may assume a temporary defensive position to respond to adverse market, economic, political, or other conditions, such as to provide flexibility in meeting redemptions, pay expenses, or manage cash flows. The temporary defensive position may be inconsistent with the fund's principal investment objective(s) and/or strategies, which may impact the fund's returns or its ability to achieve its investment objective(s). For temporary defensive purposes, the fund may invest without limit in cash or other liquid instruments.

Reserve Position

A certain portion of the fund's assets may be held in reserves. The fund's reserve positions will typically consist of: (1) shares of a T. Rowe Price internal money market fund or short-term bond fund (which do not charge any management fees and are not available for public purchase); (2) short-term, high-quality U.S. and non-U.S. dollar-denominated money market securities, including repurchase agreements; and (3) U.S. dollar or non-U.S. dollar currencies. If the fund has significant holdings in reserves, it could compromise its ability to achieve its objective(s). Non-U.S. dollar reserves are subject to currency risk.

Borrowing Money and Transferring Assets

The fund may borrow from banks, other persons, and other T. Rowe Price Funds for temporary or emergency purposes, to facilitate redemption requests, or for other purposes consistent with the fund's policies as set forth in this prospectus and the SAI. Such borrowings may be collateralized with the fund's assets, subject to certain restrictions.

Borrowings may not exceed 33⅓% of the fund's total assets. This limitation includes any borrowings for temporary or emergency purposes, applies at the time of the transaction, and continues to the extent required by the Investment Company Act of 1940.

Meeting Redemption Requests

We expect that the fund will hold cash or cash equivalents to meet redemption requests. The fund may also use the proceeds from the sale of portfolio securities to meet redemption requests if consistent with the management of the fund. These redemption methods will be used regularly and may also be used in deteriorating or stressed market conditions. The fund reserves the right to pay redemption proceeds with securities from the fund's portfolio rather than in cash (redemptions in-kind), as described under "Large Redemptions." Redemptions in-kind are typically used to meet redemption requests that represent a large percentage of the fund's net assets in order to minimize the effect of large redemptions on the fund and its remaining shareholders. In general, any redemptions in-kind will represent a pro-rata distribution of the fund's securities, subject to certain limited exceptions. Redemptions in-kind may be used regularly in circumstances as described above (generally if the shareholder is able to accept securities in-kind) and may also be used in stressed market conditions.

The fund, along with other T. Rowe Price Funds, is a party to an interfund lending exemptive order received from the SEC that permits the T. Rowe Price Funds to borrow money from and/or lend money to other T. Rowe Price Funds to help the funds meet short-term redemptions and liquidity needs.

During periods of deteriorating or stressed market conditions, when an increased portion of the fund's portfolio may be composed of holdings with reduced liquidity or lengthy settlement periods, or during extraordinary or emergency circumstances, the fund may be more likely to pay redemption proceeds with cash obtained through interfund lending or short-term borrowing arrangements (if available) or by redeeming a large redemption request in-kind.

Lending of Portfolio Securities

The fund may lend its portfolio securities to broker-dealers, other institutions, or other persons to earn additional income. Risks include the potential insolvency of the broker-dealer or other borrower that could result in delays in recovering securities and capital losses. Additionally, losses could result from the reinvestment of collateral received on loaned securities in investments that decline in value, default, or do not perform as well as expected. Cash collateral from securities lending is invested in a T. Rowe Price short-term bond or money market fund.

PORTFOLIO TURNOVER

Turnover is an indication of frequency of trading. Each time the fund purchases or sells a security, it incurs a cost. This cost is reflected in the fund's net asset value but not in its operating expenses. The higher the turnover rate, the higher the transaction costs and the greater the impact on the fund's total return. Higher turnover can also increase the possibility of taxable capital gain distributions. The fund's portfolio turnover rates are shown in the Financial Highlights tables.

FINANCIAL HIGHLIGHTS

The Financial Highlights tables, which provide information about each class' financial history, are based on a single share outstanding throughout the periods shown. The tables are part of the fund's financial statements, which are included in its annual report and are incorporated by reference into the SAI (available upon request). The financial statements in the annual report were audited by the fund's independent registered public accounting firm, PricewaterhouseCoopers LLP.

FINANCIAL HIGHLIGHTS

For a share outstanding throughout each period

Limited-Term Bond Portfolio Class

	Year Ended				
	12/31/22	12/31/21	12/31/20	12/31/19	12/31/18
NET ASSET VALUE					
Beginning of period	\$4.91	\$5.00	\$4.87	\$4.78	\$4.82
Investment activities					
Net investment income ⁽¹⁾⁽²⁾	0.09	0.07	0.10	0.11	0.09
Net realized and unrealized gain/loss	(0.31)	(0.06)	0.13	0.10	(0.03)
Total from investment activities	(0.22)	0.01	0.23	0.21	0.06
Distributions					
Net investment income	(0.09)	(0.07)	(0.10)	(0.12)	(0.10)
Net realized gain	(0.01)	(0.03)	-	-	-
Total distributions	(0.10)	(0.10)	(0.10)	(0.12)	(0.10)
NET ASSET VALUE					
End of period	\$4.59	\$4.91	\$5.00	\$4.87	\$4.78
Ratios/Supplemental Data					
Total return⁽³⁾	(4.52)%	0.13%	4.71%	4.35%	1.18%
Ratios to average net assets: ⁽²⁾					
Gross expenses before waivers/payments by Price Associates ⁽⁴⁾	0.70%	0.70%	0.70%	0.70%	0.60%
Net expenses after waivers/payments by Price Associates	0.50%	0.50%	0.50%	0.50%	0.60%
Net investment income	1.93%	1.31%	2.04%	2.37%	1.93%
Portfolio turnover rate	86.3%	64.3%	70.4%	61.1%	52.6%
Net assets, end of period (in thousands)	\$161,043	\$171,166	\$139,173	\$455,521	\$434,175

(1) Per share amounts calculated using average shares outstanding method.

(2) Includes the impact of expense-related arrangements with Price Associates.

(3) Total return reflects the rate that an investor would have earned on an investment in the fund during each period, assuming reinvestment of all distributions, and payment of no redemption or account fees, if applicable.

(4) Prior to 12/31/19, the gross expense ratios presented are net of a management fee waiver in effect during the period, as applicable.

FINANCIAL HIGHLIGHTS

For a share outstanding throughout each period

Limited-Term Bond Portfolio-II Class

	Year Ended				
	12/31/22	12/31/21	12/31/20	12/31/19	12/31/18
NET ASSET VALUE					
Beginning of period	\$4.89	\$4.98	\$4.85	\$4.76	\$4.80
Investment activities					
Net investment income ⁽¹⁾⁽²⁾	0.08	0.05	0.08	0.10	0.08
Net realized and unrealized gain/loss	(0.31)	(0.06)	0.13	0.09	(0.04)
Total from investment activities	(0.23)	(0.01)	0.21	0.19	0.04
Distributions					
Net investment income	(0.08)	(0.05)	(0.08)	(0.10)	(0.08)
Net realized gain	(0.01)	(0.03)	-	-	-
Total distributions	(0.09)	(0.08)	(0.08)	(0.10)	(0.08)
NET ASSET VALUE					
End of period	\$4.57	\$4.89	\$4.98	\$4.85	\$4.76
Ratios/Supplemental Data					
Total return⁽³⁾	(4.78)%	(0.13)%	4.46%	4.10%	0.93%
Ratios to average net assets: ⁽²⁾					
Gross expenses before waivers/payments by Price Associates ⁽⁴⁾	0.95%	0.95%	0.95%	0.95%	0.84%
Net expenses after waivers/payments by Price Associates	0.75%	0.75%	0.75%	0.75%	0.84%
Net investment income	1.69%	1.06%	1.68%	2.11%	1.72%
Portfolio turnover rate	86.3%	64.3%	70.4%	61.1%	52.6%
Net assets, end of period (in thousands)	\$17,217	\$18,786	\$15,503	\$16,613	\$15,247

(1) Per share amounts calculated using average shares outstanding method.

(2) Includes the impact of expense-related arrangements with Price Associates.

(3) Total return reflects the rate that an investor would have earned on an investment in the fund during each period, assuming reinvestment of all distributions, and payment of no redemption or account fees, if applicable.

(4) Prior to 12/31/19, the gross expense ratios presented are net of a management fee waiver in effect during the period, as applicable.

DISCLOSURE OF FUND PORTFOLIO INFORMATION

Most T. Rowe Price Funds disclose their calendar quarter-end portfolio holdings on troweprice.com 15 calendar days after each quarter. At the discretion of the investment adviser, these holdings reports may exclude the issuer name and other information relating to a holding in order to protect the fund's interests and to prevent harm to the fund or its shareholders. In addition, most T. Rowe Price Funds disclose their 10 largest holdings, along with the percentage of the relevant fund's total assets that each of the 10 holdings represents, on troweprice.com on the seventh business day after each month-end. These holdings are listed in numerical order based on such percentages of the fund's assets. A description of T. Rowe Price's policies and procedures with respect to the disclosure of portfolio information is available in the SAI.

The following policies and procedures generally apply to the T. Rowe Price Variable Insurance Portfolios, which are T. Rowe Price mutual funds specifically designed to be made available through variable annuity or variable life insurance contracts. For instructions on how to purchase and redeem shares of the funds, you should refer to your insurance contract prospectus.

INVESTING IN T. ROWE PRICE VARIABLE INSURANCE PORTFOLIOS

Shares of the Variable Insurance Portfolios are designed to be offered to insurance company separate accounts established for the purpose of funding variable annuity and variable life insurance contracts. The variable annuity and variable life insurance contracts holders or participants are not the shareholders of the funds. Rather, the separate account of the insurance company is the shareholder. The variable annuity and variable life insurance contracts are described in separate prospectuses issued by the insurance companies. The funds assume no responsibility for any insurance company prospectuses or variable annuity or variable life insurance contracts.

Some of the Variable Insurance Portfolios are available only in a single share class, while some of the Variable Insurance Portfolios are also available in a II Class. Shares of the funds are sold and redeemed without the imposition of any sales charges, commissions, or redemption fees, although shares of the II Class are subject to a 12b-1 fee at a rate of up to 0.25% of the class' average daily net assets. In addition, certain other charges may apply to variable annuity or variable life insurance contracts. Those charges are disclosed in the insurance contract prospectus.

Your ability to exchange from these funds into any other T. Rowe Price Fund that serves as an investment option under your insurance contract is governed by the terms of that contract and the insurance contract prospectus, as well as the funds' Excessive and Short-Term Trading Policy described later in this section.

DISTRIBUTION AND SHAREHOLDER SERVICING FEES

Each II Class has adopted a 12b-1 plan to pay certain expenses associated with the distribution of II Class shares out of II Class assets. Under such 12b-1 plan, the II Class may make payments at a rate of up to 0.25% of the class' average daily net assets to various insurance companies, their agents, and contract distributors for distribution and servicing of fund shares. These payments may be more or less than the costs incurred by the insurance companies, their agents, and contract distributors for distribution and servicing of fund shares. Because the fees are paid from the II Class net assets on an ongoing basis, they will increase the cost of your investment and, over time, could result in your paying more than with other types of sales charges. The Portfolio Class of shares have not adopted a 12b-1 plan, and does not pay any distribution fees to third parties.

In addition, from time to time, T. Rowe Price may make payments from its own resources to eligible insurance companies for recordkeeping and administrative services they provide to a fund for contract holders. These payments may range from 0.15% to 0.25% of the average annual total assets invested by the separate accounts of the insurance company in the fund. All payments described specifically by this paragraph are paid by T. Rowe Price and are not paid directly from the Variable Insurance Portfolios' assets.

PRICING OF SHARES AND TRANSACTIONS

How and When Shares are Priced

The trade date for your transaction request generally depends on the day and time that your insurance company or T. Rowe Price receives your request and will normally be executed using the next share price calculated after your order is received in correct form by your insurance company or T. Rowe Price or its agent. The share price, also called the net asset value, for each share class of a fund is calculated at the close of trading on the New York Stock Exchange (NYSE), which is normally 4 p.m. ET, on each day that the NYSE is open for business. Net asset values are not calculated for the funds on days when the NYSE is scheduled to be closed for trading (for example, weekends and certain U.S. national holidays). If the NYSE is unexpectedly closed due to weather or other extenuating

circumstances on a day it would typically be open for business, or if the NYSE has an unscheduled early closing on a day it has opened for business, the funds reserve the right to treat such day as a business day and accept purchase and redemption orders and calculate their share price as of the normally scheduled close of regular trading on the NYSE for that day.

To calculate the net asset value, the fund's assets are valued and totaled; liabilities are subtracted; and each class' proportionate share of the balance, called net assets, is divided by the number of shares outstanding of that class. Market values are used to price portfolio holdings for which market quotations are readily available. Market values generally reflect the prices at which securities actually trade or represent prices that have been adjusted based on evaluations and information provided by the fund's pricing services. Investments in other mutual funds are valued at the closing net asset value per share of the mutual fund on the day of valuation. Investment for which market quotations are not readily available or deemed unreliable are valued at fair value as determined in good faith by T. Rowe Price, as the valuation designee, designated by the Board, by taking into account various, adopted factors and methodologies for determining the fair value. This value may differ from the value the fund receives upon sale of the securities.

Amortized cost is used to price securities held by money market funds and certain short-term debt securities held by other funds. The Government Money Portfolio, which seeks to maintain a stable net asset value of \$1.00, uses the amortized cost method of valuation to calculate its net asset value. Amortized cost allows money market funds to value a holding at the fund's acquisition cost with adjustments for any premiums or discounts and then round the net asset value per share to the nearest whole cent. The amortized cost method of valuation enables money market funds to maintain a \$1.00 net asset value, but it may also result in periods during which the stated value of a security held by the funds differs from the market-based price the funds would receive if they sold that holding. The current market-based net asset value per share for each business day in the preceding six months is available for the Government Money Portfolio through troweprice.com. These market-based net asset values are for informational purposes only and are not used to price transactions.

T. Rowe Price uses various pricing services to obtain closing market prices, as well as information used to adjust those prices and to value most fixed income securities. T. Rowe Price cannot predict how often it will use closing prices or how often it will adjust those prices. T. Rowe Price routinely evaluates its fair value processes.

Non-U.S. equity securities are valued on the basis of their most recent closing market prices at 4 p.m. ET, except under the following circumstances. Most foreign markets close before 4 p.m. ET. For example, the most recent closing prices for securities traded in certain Asian markets may be as much as 15 hours old at 4 p.m. ET. If T. Rowe Price determines that developments between the close of a foreign market and the close of the NYSE will, in its judgment, affect the value of some or all of the fund's securities, T. Rowe Price will adjust the previous closing prices to reflect what it believes to be the fair value of the securities as of 4 p.m. ET. In deciding whether to make these adjustments, T. Rowe Price reviews a variety of factors, including developments in foreign markets, the performance of U.S. securities markets, and the performance of instruments trading in U.S. markets that represent foreign securities and baskets of foreign securities.

T. Rowe Price may also fair value certain securities or a group of securities in other situations—for example, when a particular foreign market is closed but the fund is open. For a fund that has investments in securities that are primarily listed on foreign exchanges that trade on weekends or other days when the fund does not price its shares, the fund's net asset value may change on days when shareholders will not be able to purchase or redeem the fund's shares. If an event occurs that affects the value of a security after the close of the market, such as a default of a commercial paper issuer or a significant move in short-term interest rates, T. Rowe Price may make a price adjustment depending on the nature and significance of the event. T. Rowe Price also evaluate a variety of factors when assigning fair values to private placements and other restricted securities. Other mutual funds may adjust the prices of their securities by different amounts or assign different fair values than the fair value that the fund assigns to the same security.

How the Trade Date is Determined

The insurance companies purchase shares of the fund for their separate accounts, using premiums allocated by the contract holders or participants. Shares are purchased at the net asset value next determined after the insurance company receives the premium payment in correct form. Initial and subsequent payments allocated to the fund are subject to the limits stated in the insurance contract prospectus issued by the insurance company.

The insurance companies redeem shares of the fund to make benefit or surrender payments under the terms of their contracts. Redemptions are processed on any day on which the NYSE is open and are priced at the fund's net asset value next determined after the insurance company receives a surrender request in acceptable form.

The funds have authorized certain insurance companies, financial intermediaries, or their designees to accept orders to buy or sell fund shares on their behalf. Generally, when insurance companies receive an order in correct form, the order is considered as being

placed with the fund and shares will be bought or sold at the net asset value next calculated after the order is received by the insurance company. The insurance company or financial intermediary must transmit the order to T. Rowe Price or its agent and pay for such shares in accordance with the agreement with T. Rowe Price, or the order may be canceled and the insurance company or financial intermediary could be held liable for the losses. If the fund does not have such an agreement in place with your insurance company or financial intermediary, T. Rowe Price or its agent must receive the request in correct form from your insurance company or financial intermediary by the close of the NYSE in order for your transaction to be priced at that business day's net asset value.

Note: The time at which transactions and shares are priced and the time until which orders are accepted may be changed in case of an emergency or if the NYSE closes at a time other than 4 p.m. ET. The funds reserve the right to not treat an unscheduled intraday disruption or closure in NYSE trading as a closure of the NYSE and still accept transactions and calculate their net asset value as of 4 p.m. ET.

GENERAL POLICIES RELATING TO TRANSACTIONS

Purchasing Shares

All initial and subsequent investments by insurance companies or financial intermediaries are typically made by bank wire or electronic payment. There is no assurance that the share price for the purchase will be the same day the wire or electronic payment was initiated. The Variable Insurance Portfolios do not require a particular minimum amount for initial or subsequent purchases. However, you should check with your insurance company to determine if a minimum applies to your investment. Purchases by financial intermediaries are typically initiated through the National Securities Clearing Corporation or by calling Client Account Management. The fund may permit financial intermediaries to submit purchase orders for shares through various other methods as well, if approved by Client Account Management.

When authorized by the fund, certain financial institutions purchasing fund shares on behalf of customers through T. Rowe Price Client Account Management may place a purchase order unaccompanied by payment. Payment for these shares must be received by the time designated by the fund (not to exceed the period established for settlement under applicable regulations). If payment is not received by this time, the order may be canceled. The financial institution is responsible for any costs or losses incurred by the fund or T. Rowe Price if payment is delayed or not received.

U.S. Dollars All purchases must be paid for in U.S. dollars.

Nonpayment Purchases may be canceled for any orders that are not paid in full. The purchaser may be responsible for any losses or expenses incurred by the fund or its transfer agent, and the fund can redeem shares as reimbursement. The funds and their agents have the right to reject or cancel any purchase due to nonpayment.

Redeeming Shares

Unless otherwise indicated, redemption proceeds will be sent via bank wire to the insurance company's or financial intermediary's designated bank. Redemptions are typically initiated through the National Securities Clearing Corporation or by calling Client Account Management. The fund may permit financial intermediaries to submit redemption orders for shares through various other methods as well, if approved by Client Account Management. Normally, the fund transmits proceeds to insurance companies and financial intermediaries for redemption orders received in correct form on either the next business day or second business day after receipt of the order, depending on the arrangement with the insurance company or financial intermediary. However, you should check with your insurance company about procedures for receiving your redemption proceeds under your insurance contract.

Please note that certain purchase and redemption requests initiated through the National Securities Clearing Corporation may be rejected, and in such instances, the transaction must be placed by contacting Client Account Management.

Large Redemptions Large redemptions can adversely affect a portfolio manager's ability to implement a fund's investment strategy by causing the premature sale of securities that would otherwise be held longer. Therefore, the fund reserves the right (without prior notice) to redeem in-kind. In general, any redemptions in-kind will represent a pro-rata distribution of a fund's securities, subject to certain limited exceptions. The redeeming shareholder or account will be responsible for disposing of the securities, and the shareholder or account will be subject to the risks that the value of the securities could decline prior to their sale, the securities could be difficult to sell, and brokerage fees could be incurred. If a shareholder or account owner continues to hold the securities, he or she may be subject to any ownership restrictions imposed by the issuers. For example, real estate investment trusts often impose ownership restrictions on their equity securities.

Delays in Sending Redemption Proceeds The Variable Insurance Portfolios typically expect that redemption requests will be paid out to redeeming shareholders by the business day following the receipt of a redemption request that is in correct form. Proceeds sent by wire are typically credited to the insurance company's or financial intermediary's designated bank the next business day after the redemption. However, under certain circumstances, and when deemed to be in a fund's best interests, proceeds may not be sent for up to seven calendar days after receipt of a valid redemption order (for example, during periods of deteriorating or stressed market conditions or during extraordinary or emergency circumstances). In addition, under certain limited circumstances, the Board of Directors of a money market fund may elect to permanently suspend redemptions in order to facilitate an orderly liquidation of the money market fund (subject to any additional liquidation requirements).

Excessive and Short-Term Trading Policy

Excessive transactions and short-term trading can be harmful to fund shareholders in various ways, such as disrupting a fund's portfolio management strategies, increasing a fund's trading and other costs, and negatively affecting its performance. Short-term traders in funds that invest in foreign securities may seek to take advantage of developments overseas that could lead to an anticipated difference between the price of the funds' shares and price movements in foreign markets. While there is no assurance that T. Rowe Price can prevent all excessive and short-term trading, the Boards of the T. Rowe Price Funds have adopted the following trading limits that are designed to deter such activity and protect the funds' shareholders. The funds may revise their trading limits and procedures at any time as the Boards deem necessary or appropriate to better detect short-term trading that may adversely affect the funds, to comply with applicable regulatory requirements, or to impose additional or alternative restrictions. The Excessive and Short-Term Trading Policy for the T. Rowe Price Funds applies to contract holders notwithstanding any provisions in your insurance contract.

Subject to certain exceptions, each T. Rowe Price Fund restricts a shareholder's purchases (including through exchanges) into a fund account for a period of 30 calendar days after the shareholder has redeemed or exchanged out of that same fund account (30-Day Purchase Block). The calendar day after the date of redemption is considered Day 1 for purposes of computing the period before another purchase may be made.

General Exceptions As of the date of this prospectus, the following types of transactions generally are not subject to the 30-Day Purchase Block (certain of these exceptions are not applicable to Variable Insurance Portfolios):

- Shares purchased or redeemed in money market funds and ultra short-term bond funds;
- Shares purchased or redeemed through a systematic purchase or withdrawal plan;
- Checkwriting redemptions from bond funds and money market funds;
- Shares purchased through the reinvestment of dividends or capital gain distributions;
- Shares redeemed automatically by a fund to pay fund fees or shareholder account fees;
- Transfers and changes of account registration within the same fund;
- Shares purchased by asset transfer or direct rollover;
- Shares purchased or redeemed through IRA conversions and recharacterizations;
- Shares redeemed to return an excess contribution from a retirement account;
- Transactions in Section 529 college savings plans;
- Certain transactions in defined benefit and nonqualified plans, subject to prior approval by T. Rowe Price;
- Shares converted from one share class to another share class in the same fund;
- Shares of T. Rowe Price Funds that are purchased by another T. Rowe Price Fund, including shares purchased by T. Rowe Price fund-of-funds products, and shares purchased by discretionary accounts managed by T. Rowe Price or one of its affiliates (please note that shareholders of the investing T. Rowe Price Fund are still subject to the policy);
- Transactions initiated by the trustee or adviser to a donor-advised charitable gift fund as approved by T. Rowe Price; and
- Transactions having a value of \$5,000 or less (insurance companies and financial intermediaries may apply the Excessive and Short-Term Trading Policy to transactions of any amount).

Transactions in certain rebalancing, asset allocation, wrap, and other advisory programs, as well as non-T. Rowe Price fund-of-funds products, may also be exempt from the 30-Day Purchase Block, subject to prior written approval by T. Rowe Price.

In addition to restricting transactions in accordance with the 30-Day Purchase Block, T. Rowe Price may, in its discretion, reject (or instruct a financial intermediary or insurance company to reject) any purchase or exchange into a fund from a person (which includes individuals and entities) whose trading activity could disrupt the management of the fund or dilute the value of the fund's shares, including trading by persons acting collectively (for example, following the advice of a newsletter). Such persons may be barred, without prior notice, from further purchases of T. Rowe Price Funds for a period longer than 30 calendar days, or permanently.

Omnibus Accounts Financial intermediaries and insurance companies may maintain their underlying accounts directly with the fund, although they often establish an omnibus account (one account with the fund that represents multiple underlying shareholder accounts or underlying contract holder accounts) in the fund on behalf of their customers. When insurance companies establish omnibus accounts in the T. Rowe Price Funds, T. Rowe Price is not able to monitor the trading activity by underlying contract holders. However, T. Rowe Price monitors aggregate trading activity at the insurance company (omnibus account) level in an attempt to identify activity that indicates potential excessive or short-term trading. If it detects suspicious trading activity, T. Rowe Price will contact the insurance company and may request personal identifying information and transaction histories for some or all of the underlying contract holders. If T. Rowe Price believes that excessive or short-term trading has occurred and there is no exception for such trades under the funds' Excessive and Short-Term Trading Policy previously described, it will instruct the insurance company to impose restrictions to discourage such practices and take appropriate action with respect to the underlying contract holder, including restricting purchases for 30 calendar days or longer. There is no assurance that T. Rowe Price will be able to properly enforce its Excessive and Short-Term Trading Policy for omnibus accounts. Because T. Rowe Price generally relies on financial intermediaries and insurance companies to provide information and impose restrictions for omnibus accounts, its ability to monitor and deter excessive trading will be dependent upon the financial intermediaries' and insurance companies' timely performance of their responsibilities.

T. Rowe Price may allow a financial intermediary or insurance company to maintain restrictions on trading in the T. Rowe Price Funds that differ from the 30-Day Purchase Block. An alternative excessive and short-term trading policy would be acceptable to T. Rowe Price if it believes that the policy would provide sufficient protection to the T. Rowe Price Funds and their shareholders that is consistent with the Excessive and Short-Term Trading Policy adopted by the funds' Boards.

The terms of your insurance contract may further restrict your ability to trade between investment options available under your contract. You should carefully review your insurance contract or consult with your insurance company directly to determine the trading policy, as well as any rules or conditions on transactions that will apply to your trades in the T. Rowe Price Funds and any other investment options available under your contract.

There is no guarantee that T. Rowe Price will be able to identify or prevent all excessive or short-term trades or trading practices.

Responsibility for Unauthorized Transactions

T. Rowe Price and its agents use procedures reasonably designed to confirm that telephone, electronic, and other instructions are genuine. These procedures include recording telephone calls, requiring personalized security codes or certain identifying information for inquiries and requests, and requiring Medallion signature guarantees for certain transactions and account changes. If T. Rowe Price and its agents follow these procedures, they are not responsible for any losses that may occur due to unauthorized instructions. In addition, you should verify the accuracy of transactions immediately after you receive confirmation of them and notify T. Rowe Price of any inaccuracies.

Fund Operations and Shareholder Services

T. Rowe Price and The Bank of New York Mellon, subject to the oversight of T. Rowe Price, each provide certain accounting services to the T. Rowe Price Funds. T. Rowe Price Services, Inc., acts as the transfer agent and dividend disbursing agent and provides shareholder and administrative services to the funds. These companies receive compensation from the funds for their services. These fees are included in a fund's financial statements.

INFORMATION ON DISTRIBUTIONS AND TAXES

Each fund intends to qualify to be treated each year as a regulated investment company under Subchapter M of the Internal Revenue Code of 1986, as amended (Code). In order to qualify, a fund must satisfy certain income, diversification, and distribution requirements. A regulated investment company is not subject to U.S. federal income tax at the portfolio level on income and gains from investments that are distributed to shareholders. However, if a fund were to fail to qualify as a regulated investment company, and were ineligible to or otherwise did not cure such failure, the result would be fund-level taxation and, consequently, a reduction in income available for distribution to the fund's shareholders.

For a discussion of the tax status of your variable annuity contract, please refer to the insurance contract prospectus. Any tax forms applicable to your investment will be provided to you by your insurance company.

To the extent possible, all net investment income and realized capital gains are distributed to shareholders, which are the various

insurance companies that have established separate accounts in connection with their issuance of variable annuity and variable life insurance contracts.

Dividends and Other Distributions

The following table provides details on dividend payments:

Fund	Dividend Payment Schedule	
	Dividends	
Limited-Term Bond	<ul style="list-style-type: none"> • Shares normally begin to earn any dividends on the business day after payment is received by T. Rowe Price. • Dividends, if any, are declared daily and paid on the first business day of each month. 	
Equity Income, Equity Index 500, and Moderate Allocation	<ul style="list-style-type: none"> • Dividends, if any, are declared and paid quarterly, in March, June, September, and December. • Must be a shareholder on the dividend record date. 	
All other funds	<ul style="list-style-type: none"> • Dividends, if any, are declared and paid annually, generally in December. • Must be a shareholder on the dividend record date. 	
All funds	<ul style="list-style-type: none"> • If necessary, a fund may make additional distributions on short notice to minimize any fund level tax liabilities. 	

Shares of the Limited-Term Bond Portfolio will normally earn dividends through the date of redemption. The funds do not pay dividends in fractional cents. Any dividend amount earned for a particular day on all shares held that is one-half of one cent or greater (for example, \$0.016) will be rounded up to the next whole cent (\$0.02), and any amount that is less than one-half of one cent (for example, \$0.014) will be rounded down to the nearest whole cent (\$0.01). Please note that if the dividend payable on all shares held is less than one-half of one cent for a particular day, no dividend will be earned for that day.

All fund distributions made to a separate account will be reinvested automatically in additional fund shares, unless a shareholder (separate account) elects to receive distributions in cash. Under current law, dividends and distributions made by the fund to separate accounts are generally not taxable to the separate accounts, the insurance company, or the contract holder, provided that the separate account meets the diversification requirements of Code Section 817(h) and other tax-related requirements are satisfied. Each of the Variable Insurance Funds intends to diversify its investments in the manner required under Code Section 817(h).

Capital Gain Payments

A capital gain or loss is the difference between the purchase and sale price of a security. If a fund has net capital gains for the year (after subtracting any capital losses), they are usually declared and paid in December to shareholders of record on a specified date that month. If a second distribution is necessary, it is generally paid the following year. A fund may have to make additional capital gain distributions, if necessary, to comply with the applicable tax law.

RIGHTS RESERVED BY THE FUNDS

T. Rowe Price Funds and their agents, in their sole discretion, reserve the following rights: (1) to waive or lower investment minimums; (2) to accept initial purchases by telephone; (3) to refuse any purchase or exchange order; (4) to cancel or rescind any purchase or exchange order placed through a financial intermediary no later than the business day after the order is received by the financial intermediary (including, but not limited to, orders deemed to result in excessive trading, market timing, or 5% ownership); (5) to cease offering fund shares at any time to all or certain groups of investors; (6) to freeze any account and suspend account services when notice has been received of a dispute regarding the ownership of the account, or a legal claim against an account, upon initial notification to T. Rowe Price of a shareholder's death until T. Rowe Price receives required documentation in correct form, or if there is reason to believe a fraudulent transaction may occur; (7) to otherwise modify the conditions of purchase and modify or terminate any services at any time; (8) to waive any wire fees charged to a group of shareholders; (9) to act on instructions reasonably believed to be genuine; (10) to involuntarily redeem an account at the net asset value calculated the day the account is redeemed when permitted by law, including in cases of threatening or abusive conduct, suspected fraudulent or illegal activity, or if the fund or its

agent is unable, through its procedures, to verify the identity of the person(s) or entity opening an account; and (11) for the money market funds, to suspend redemptions to facilitate an orderly liquidation.


In an effort to protect T. Rowe Price Funds from the possible adverse effects of a substantial redemption in a large account, as a matter of general policy, no contract holder or participant or group of contract holders or participants controlled by the same person or group of persons will knowingly be permitted to purchase in excess of 5% of the outstanding shares of the fund, except upon approval by the fund's management.

A Statement of Additional Information for the T. Rowe Price family of funds, which includes additional information about the funds, has been filed with the SEC and is incorporated by reference into this prospectus. Further information about fund investments, including a review of market conditions and the manager's recent investment strategies and their impact on performance during the past fiscal year, is available in the annual and semiannual shareholder reports. To obtain free copies of any of these documents, or for shareholder inquiries, contact your insurance company. Certain documents and updated performance information are available through troweprice.com.

Fund reports and other fund information are available on the EDGAR Database on the SEC's internet site at sec.gov. Copies of this information may be obtained, after paying a duplicating fee, by electronic request at publicinfo@sec.gov.

T.RowePrice®

1940 Act File No. 811-07153
E303-040 5/1/23



PROSPECTUS

May 1, 2023

QAAGRX

T. ROWE PRICE

Moderate Allocation Portfolio

The fund is only available as an investment option for variable annuity and variable life insurance contracts.

The Securities and Exchange Commission (SEC) has not approved or disapproved these securities or passed upon the adequacy of this prospectus. Any representation to the contrary is a criminal offense.

Table of Contents

1	SUMMARY	
	Moderate Allocation Portfolio	1
2	MORE ABOUT THE FUND	
	Management of the Fund	6
	More Information About the Fund's Investment Objective(s), Strategies, and Risks	7
	Portfolio Turnover	15
	Financial Highlights	15
	Disclosure of Fund Portfolio Information	17
3	T. ROWE PRICE ACCOUNT INFORMATION	
	Investing in T. Rowe Price Variable Insurance Portfolios	18
	Distribution and Shareholder Servicing Fees	18
	Pricing of Shares and Transactions	18
	General Policies Relating to Transactions	20
	Information on Distributions and Taxes	22
	Rights Reserved by the Funds	23

Investment Objective(s)

The fund seeks the highest total return over time consistent with an emphasis on both capital appreciation and income.

Fees and Expenses

This table describes the fees and expenses that you may pay if you buy, hold, and sell shares of the fund. **There may be additional expenses that apply, as described in your insurance contract prospectus, which are not reflected in the table or example below.**

Fees and Expenses of the Fund

	Annual fund operating expenses (expenses that you pay each year as a percentage of the value of your investment)
Management fees	0.90 % ^a
Other expenses	—
Acquired fund fees and expenses	0.15
Total annual fund operating expenses	1.05 ^b
Fee waiver/expense reimbursement	(0.20) ^{a,c}
Total annual fund operating expenses after fee waiver/expense reimbursement	0.85 ^{a,b}

^a T. Rowe Price Associates, Inc., has contractually agreed (at least through April 30, 2024) to waive a portion of the fund’s management fees in order to limit the fund’s management fees to 0.85% of the fund’s average daily net assets. Thereafter, this agreement will automatically renew for one-year terms unless terminated or modified by the fund’s Board of Directors. Any fees waived under this agreement are not subject to reimbursement to T. Rowe Price Associates, Inc., by the fund.

^b The figures shown in the fee table do not match the “Ratios to average net assets” shown in the Financial Highlights table, as those figures do not include acquired fund fees and expenses and exclude expenses permanently waived as a result of investments in other T. Rowe Price Funds.

^c T. Rowe Price Associates, Inc., permanently waives a portion of the fund’s management fee in order to ensure that the fund’s management fee does not duplicate the fund’s management fees of each underlying fund.

Example This example is intended to help you compare the cost of investing in the fund with the cost of investing in other mutual funds. The example assumes that you invest \$10,000 in the fund for the time periods indicated and then redeem all of your shares at the end of those periods, that your investment has a 5% return each year, and that the fund’s operating expenses remain the same. The example also assumes that any current expense limitation arrangement remains in place for the period noted in the previous table; therefore, the figures have been adjusted to reflect fee waivers or expense reimbursements only in the periods for which the expense limitation arrangement is expected to continue. Although your actual costs may be higher or lower, based on these assumptions your costs would be:

	1 Year		3 Years		5 Years		10 Years
\$	87	\$	282	\$	494	\$	1,103

Portfolio Turnover The fund pays transaction costs, such as commissions, when it buys and sells securities (or “turns over” its portfolio). A higher portfolio turnover rate may indicate higher transaction costs and may result in higher taxes when the fund’s shares are held in a taxable account. These costs, which are not reflected in annual fund operating expenses or in the example, affect the fund’s performance. During the most recent fiscal year, the fund’s portfolio turnover rate was 98.9% of the average value of its portfolio.

Investments, Risks, and Performance

Principal Investment Strategies

The fund pursues its objective(s) by investing in a diversified portfolio typically consisting of approximately 60% of its net assets in stocks and 40% of its net assets in bonds, money market securities and cash reserves. Domestic stocks are generally selected from the overall U.S. market. International stocks are selected primarily from large companies in developed markets but may also include investments in emerging markets. Bonds, which may be issued by U.S. or foreign issuers and issued with fixed or floating interest rates, are primarily investment grade (i.e., assigned one of the four highest credit ratings by established rating agencies) and are chosen across the entire government, corporate, and mortgage-backed securities markets. Maturities generally reflect the adviser’s outlook for

interest rates. The fund may invest up to 40% of its net assets in foreign securities, including international stocks and non-U.S. dollar denominated bonds.

The adviser may decide to overweight or underweight a particular asset class based on its outlook for the economy and financial markets. Under normal conditions, the fund's allocation to the broad asset classes will be within the following ranges, each as a percentage of the fund's net assets: stocks (50-70%) and bonds, money markets, and cash reserves (30-50%). When deciding upon allocations within these prescribed limits, the adviser may favor stocks when strong economic growth is expected and may favor fixed income securities if the economy is expected to slow sufficiently to hurt corporate profit growth. The adviser may adjust the fund's portfolio and overall risk profile by making tactical decisions to overweight or underweight particular asset classes or sectors based on its outlook for the global economy and securities markets. When selecting particular stocks, the adviser examines relative values and prospects among growth- and value-oriented stocks, domestic and international stocks, small- to large-cap stocks, and stocks of companies involved in activities related to commodities and other real assets. This process draws heavily upon the adviser's proprietary stock research expertise. While the fund maintains a diversified portfolio, its portfolio manager may, at any particular time, shift stock selection toward markets or market sectors that appear to offer attractive value and appreciation potential.

A similar security selection process applies to bonds. When deciding whether to adjust duration, credit risk exposure, or allocations among the various sectors (for example, high yield or "junk" bonds, mortgage- and asset-backed securities, foreign bonds, and emerging markets bonds), the adviser weighs such factors as the outlook for inflation and the economy, corporate earnings, expected interest rate movements and currency valuations, and the yield advantage that lower-rated bonds may offer over investment-grade bonds.

Principal Risks

As with any fund, there is no guarantee that the fund will achieve its objective(s). The fund's share price fluctuates, which means you could lose money by investing in the fund. The fund has partial exposure to a variety of risks in proportion to the amount it invests in stocks, bonds, and money market securities. The principal risks of investing in this fund, which may be even greater in bad or uncertain market conditions, are summarized as follows:

Stock investing Stocks generally fluctuate in value more than bonds and may decline significantly over short time periods. There is a chance that stock prices overall will decline because stock markets tend to move in cycles, with periods of rising and falling prices. The value of stocks held by the fund may decline due to general weakness or volatility in the stock markets in which the fund invests or because of factors that affect a particular company or industry.

Fixed income markets Economic and other market developments can adversely affect the fixed income securities markets. At times, participants in these markets may develop concerns about the ability of certain issuers of debt instruments to make timely principal and interest payments, or they may develop concerns about the ability of financial institutions that make markets in certain debt instruments to facilitate an orderly market. Those concerns could cause increased volatility and reduced liquidity in particular securities or in the overall fixed income markets and the related derivatives markets. A lack of liquidity or other adverse credit market conditions may hamper the fund's ability to sell the debt instruments in which it invests or to find and purchase suitable debt instruments.

Market conditions The value of the fund's investments may decrease, sometimes rapidly or unexpectedly, due to factors affecting an issuer held by the fund, particular industries, or the overall securities markets. A variety of factors can increase the volatility of the fund's holdings and markets generally, including political or regulatory developments, recessions, inflation, rapid interest rate changes, war, military conflict, or acts of terrorism, natural disasters, and outbreaks of infectious illnesses or other widespread public health issues such as the coronavirus pandemic and related governmental and public responses (including sanctions). Certain events may cause instability across global markets, including reduced liquidity and disruptions in trading markets, while some events may affect certain geographic regions, countries, sectors, and industries more significantly than others. Government intervention in markets may impact interest rates, market volatility, and security pricing. These adverse developments may cause broad declines in market value due to short-term market movements or for significantly longer periods during more prolonged market downturns.

Interest rates The prices of, and the income generated by, debt instruments held by the fund may be affected by changes in interest rates. A rise in interest rates typically causes the price of a fixed rate debt instrument to fall and its yield to rise. Conversely, a decline in interest rates typically causes the price of a fixed rate debt instrument to rise and the yield to fall. The prices and yields of inflation-linked bonds are directly impacted by the rate of inflation as well as changes in interest rates. Generally, funds with longer weighted average maturities and durations carry greater interest rate risk. Changes in monetary policy made by central banks and/or governments, such as the discontinuation and replacement of benchmark rates, are likely to affect the interest rates or yields of the securities in which the fund invests.

Prepayments and extensions The fund is subject to prepayment risks because the principal on mortgage-backed securities, asset-backed securities, or any debt instrument with an embedded call option may be prepaid at any time, which could reduce the security's yield and market value. The rate of prepayments tends to increase as interest rates fall, which could cause the average maturity of the portfolio to shorten. Extension risk may result from a rise in interest rates, which tends to make mortgage-backed securities, asset-backed securities, and other callable debt instruments more volatile.

Credit quality An issuer of a debt instrument could suffer an adverse change in financial condition that results in a payment default (failure to make scheduled interest or principal payments), rating downgrade, or inability to meet a financial obligation. Securities that are rated below investment grade carry greater risk of default and should be considered speculative.

International investing Investing in the securities of non-U.S. issuers involves special risks not typically associated with investing in U.S. issuers. Non-U.S. securities tend to be more volatile and have lower overall liquidity than investments in U.S. securities and may lose value because of adverse local, political, social, or economic developments overseas, or due to changes in the exchange rates between foreign currencies and the U.S. dollar. In addition, investments outside the U.S. are subject to settlement practices and regulatory and financial reporting standards that differ from those of the U.S. The risks of investing outside the U.S. are heightened for any investments in emerging markets, which are susceptible to greater volatility than investments in developed markets.

Emerging markets Investments in emerging market countries are subject to greater risk and overall volatility than investments in the U.S. and other developed markets. Emerging market countries tend to have economic structures that are less diverse and mature, less developed legal and regulatory regimes, and political systems that are less stable, than those of developed countries. In addition to the risks associated with investing outside the U.S., emerging markets are more susceptible to governmental interference, political and economic uncertainty, local taxes and restrictions on the fund's investments, less efficient trading markets with lower overall liquidity, and more volatile currency exchange rates.

Liquidity The fund may not be able to meet requests to redeem shares issued by the fund without significant dilution of the remaining shareholders' interests in the fund. In addition, the fund may not be able to sell a holding in a timely manner at a desired price. Reduced liquidity in the bond markets can result from a number of events, such as limited trading activity, reductions in bond inventory, and rapid or unexpected changes in interest rates. Markets with lower overall liquidity could lead to greater price volatility and limit the fund's ability to sell a holding at a suitable price.

Active management The fund's overall investment program and holdings selected by the fund's investment adviser may underperform the broad markets, relevant indices, or other funds with similar objectives and investment strategies.

Cybersecurity breaches The fund could be harmed by intentional cyberattacks and other cybersecurity breaches, including unauthorized access to the fund's assets, customer data and confidential shareholder information, or other proprietary information. In addition, a cybersecurity breach could cause one of the fund's service providers or financial intermediaries to suffer unauthorized data access, data corruption, or loss of operational functionality.

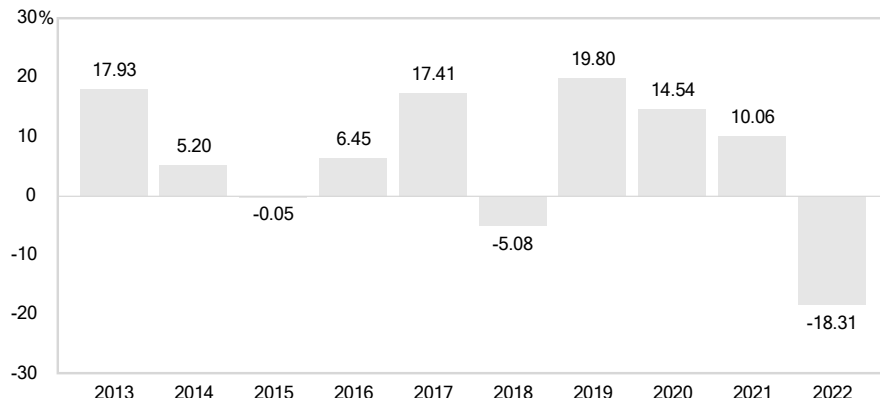
Performance

The following performance information provides some indication of the risks of investing in the fund. The fund's performance information represents only past performance and is not necessarily an indication of future results.

The following bar chart illustrates how much returns can differ from year to year by showing calendar year returns and the best and worst calendar quarter returns during those years for the fund.

MODERATE ALLOCATION PORTFOLIO

Calendar Year Returns



Best Quarter	Quarter Ended	Total Return	Worst Quarter	Quarter Ended	Total Return
	6/30/20	15.64%		3/31/20	-15.50%

The following table shows the average annual total returns for the fund, and also compares the returns with the returns of a relevant broad-based market index, as well as with the returns of one or more comparative indexes that have investment characteristics similar to those of the fund, if applicable.

Average Annual Total Returns

	Periods ended December 31, 2022			Inception date
	1 Year	5 Years	10 Years	
Moderate Allocation Portfolio	-18.31 %	3.21 %	6.14 %	12/30/1994
Morningstar Moderate Target Risk Index (reflects no deduction for fees, expenses, or taxes)	-14.77	3.73	5.82	
Russell 3000® Index (reflects no deduction for fees, expenses, or taxes)	-19.21	8.79	12.13	

Updated performance information is available through troweprice.com.

Management

Investment Adviser T. Rowe Price Associates, Inc. (T. Rowe Price or Price Associates)

Investment Subadviser T. Rowe Price Investment Management, Inc. (Price Investment Management)

Investment Subadviser T. Rowe Price International Ltd (Price International)

Investment Subadviser T. Rowe Price Hong Kong Limited (Price Hong Kong)

Portfolio Manager	Title	Managed Fund Since	Joined Investment Adviser
Charles M. Shriver	Cochair of Investment Advisory Committee	2011	1991
Toby M. Thompson	Cochair of Investment Advisory Committee	2020	1993*

* Mr. Thompson originally joined T. Rowe Price in 1993 and returned in 2010.

Purchase and Sale of Fund Shares

The fund is not sold directly to the general public but is instead offered as an underlying investment option for variable annuity or variable life insurance contracts. Although the fund does not require a minimum amount for initial or subsequent purchases from insurance companies, your insurance company may impose investment minimums for your purchases of the fund.

You may purchase, redeem, or exchange shares of the fund on any day the New York Stock Exchange is open for business. You must purchase, redeem, and exchange shares through your insurance company.

Tax Information

The fund distributes any dividends and capital gains to its shareholders, which are the insurance company separate accounts that sponsor your variable annuity or variable life insurance contract. Variable product owners seeking to understand the tax consequences of their investment, including redemptions of fund shares and the impact of dividend and capital gains distributions by the fund, should consult with the insurance company that issued their variable product or refer to their variable annuity or variable life insurance contract prospectus.

Payments to Insurance Companies, Broker-Dealers, and Other Financial Intermediaries

The fund is generally available only through variable annuity or variable life insurance contracts. The fund and/or its related companies may make payments to a sponsoring insurance company or other financial intermediary for the sale of fund shares and related services. These payments may create a conflict of interest by influencing the insurance company or other financial intermediary to recommend the fund over another investment option or by influencing an insurance company to include the fund as an underlying investment option in a variable contract. The prospectus (or other offering document) for your variable contract may contain additional information about these payments. Ask your insurance company or financial intermediary, or visit your insurance company's or financial intermediary's website, for more information.

MANAGEMENT OF THE FUND

Investment Adviser(s)

T. Rowe Price is the fund's investment adviser and oversees the selection of the fund's investments and management of the fund's portfolio pursuant to an investment management agreement between the investment adviser and the fund. T. Rowe Price is the investment adviser for all funds sponsored and managed by T. Rowe Price (T. Rowe Price Funds); is an SEC-registered investment adviser that provides investment management services to individual and institutional investors and sponsors; and serves as adviser and subadviser to registered investment companies, institutional separate accounts, and common trust funds. The address for T. Rowe Price is 100 East Pratt Street, Baltimore, Maryland 21202. As of December 31, 2022, T. Rowe Price and its affiliates (Firm) had approximately \$1.27 trillion in assets under management and provided investment management services for more than 6.0 million individual and institutional investor accounts.

T. Rowe Price entered into a subadvisory agreement with Price Investment Management under which Price Investment Management is authorized to trade securities and make discretionary investment and voting decisions with respect to all or a portion of the fund's portfolio. Price Investment Management is an SEC-registered investment adviser that provides investment management services to individual and institutional investors and sponsors; and serves as adviser and subadviser to registered investment companies, institutional separate accounts, and common trust funds. Price Investment Management is a subsidiary of T. Rowe Price and its address is 100 East Pratt Street, Baltimore, Maryland 21202.

T. Rowe Price has entered into a subadvisory agreement with Price International under which Price International is authorized to trade securities and make discretionary investment decisions on behalf of the fund. Price International is registered as an investment adviser with the SEC, and is authorized or licensed by the United Kingdom Financial Conduct Authority and other global regulators. Price International sponsors and serves as adviser to foreign collective investment schemes and provides investment management services to registered investment companies and other institutional investors. Price International is headquartered in London and has several branch offices around the world. Price International is a direct subsidiary of T. Rowe Price and its address is 60 Queen Victoria Street, London EC4N 4TZ, United Kingdom.

T. Rowe Price has entered into a subadvisory agreement with Price Hong Kong under which Price Hong Kong is authorized to trade securities and make discretionary investment decisions on behalf of the fund. Price Hong Kong is licensed with the Securities and Futures Commission of Hong Kong and is registered as an investment adviser with the SEC. Price Hong Kong serves as a subadviser to investment companies and provides investment management services for other clients who seek to primarily invest in the Asia-Pacific securities markets. Price Hong Kong is a subsidiary of T. Rowe Price and T. Rowe Price International, and its address is 6/F Chater House, 8 Connaught Road, Central, Hong Kong.

Portfolio Management

T. Rowe Price has established an Investment Advisory Committee with respect to the fund. The committee cochairs are ultimately responsible for the day-to-day management of the fund's portfolio and work with the committee in developing and executing the fund's investment program. The members of the committee are as follows: Charles M. Shriver and Toby M. Thompson, cochairs, Stephen L. Bartolini, Richard de los Reyes, David J. Eiswert, Arif Husain, Wyatt A. Lee, Paul M. Massaro, Raymond A. Mills, Christina Dove Noonan, Sebastien Page, Robert A. Panariello, Amelia Seman, Guido F. Stubenrauch, Justin Thomson, and Justin P. White. The following information provides the year that the cochairs first joined the Firm and the cochairs' specific business experience during the past five years (although the cochairs may have had portfolio management responsibilities for a longer period). Mr. Shriver has been chair of the committee since 2011. He joined the Firm in 1991, and his investment experience dates from 1999. He has served as a portfolio manager with the Firm throughout the past five years. Mr. Thompson has been cochair of the committee since 2020. He originally joined the Firm in 1993, and returned in 2010. His investment experience dates from 1993. For the past five years, he has served as a portfolio manager within the Firm's multi-asset division. The Statement of Additional Information (SAI) provides additional information about the portfolio managers' compensation, other accounts managed by the portfolio managers, and the portfolio managers' ownership of the fund's shares.

The Management Fee

The fund pays the investment adviser an annual all-inclusive management fee of 0.90% based on the fund's average daily net assets. The management fee is calculated and accrued daily, and it includes investment management services and ordinary, recurring operating expenses but does not cover interest; expenses related to borrowings, taxes, brokerage, and other transaction costs; or nonrecurring, extraordinary expenses.

A discussion about the factors considered by the fund's Board of Directors (Board) and its conclusions in approving the fund's investment management agreement (and any subadvisory agreement, if applicable) appear in the fund's semiannual shareholder report for the period ended June 30.

Variable Annuity Contracts and Variable Life Insurance Charges

Variable annuity and variable life insurance fees and charges imposed on contract holders and participants by the insurance companies are in addition to those described previously and are described in the variable annuity contract and variable life insurance prospectuses.

Variable Annuity Contracts and Variable Life Insurance Conflicts

The fund may serve as an investment medium for both variable annuity contracts and variable life insurance policies. Shares of the fund may be offered to separate accounts established by any number of insurance companies. The fund currently does not foresee any disadvantages to variable annuity contract owners due to the fact that the fund may serve as an investment medium for both variable annuity contracts and variable life insurance policies; however, due to differences in tax treatment or other considerations, it is theoretically possible that the interests of owners of variable annuity contracts and variable life insurance policies for which the fund serves as an investment medium might at some time be in conflict. The fund's Board is required to monitor events to identify any material conflicts between variable annuity contract owners and variable life policy owners, and will determine what action, if any, should be taken in the event of such a conflict. If such a conflict were to occur, an insurance company participating in the fund might be required to redeem the investment of one or more of its separate accounts from the fund. This might force the fund to sell securities at disadvantageous prices.

MORE INFORMATION ABOUT THE FUND'S INVESTMENT OBJECTIVE(S), STRATEGIES, AND RISKS

Investment Objective(s)

The fund seeks the highest total return over time consistent with an emphasis on both capital appreciation and income.

Principal Investment Strategies

The fund pursues its objective(s) by investing in a diversified portfolio typically consisting of approximately 60% of its net assets in stocks and 40% of its net assets in bonds, money market securities and cash reserves. Domestic stocks are generally selected from the overall U.S. market. International stocks are selected primarily from large companies in developed markets but may also include investments in emerging markets. Bonds, which may be issued by U.S. or foreign issuers and issued with fixed or floating interest rates, are primarily investment grade (i.e., assigned one of the four highest credit ratings by established rating agencies) and are chosen across the entire government, corporate, and mortgage-backed securities markets. Maturities generally reflect the adviser's outlook for interest rates. The fund may invest up to 40% of its net assets in foreign securities, including international stocks and non-U.S. dollar denominated bonds.

The adviser may decide to overweight or underweight a particular asset class based on its outlook for the economy and financial markets. Under normal conditions, the fund's allocation to the broad asset classes will be within the following ranges, each as a percentage of the fund's net assets: stocks (50-70%) and bonds, money markets, and cash reserves (30-50%). When deciding upon allocations within these prescribed limits, the adviser may favor stocks when strong economic growth is expected and may favor fixed income securities if the economy is expected to slow sufficiently to hurt corporate profit growth. The adviser may adjust the fund's portfolio and overall risk profile by making tactical decisions to overweight or underweight particular asset classes or sectors based on its outlook for the global economy and securities markets. When selecting particular stocks, the adviser examines relative values and prospects among growth- and value-oriented stocks, domestic and international stocks, small- to large-cap stocks, and stocks of companies involved in activities related to commodities and other real assets. This process draws heavily upon the adviser's proprietary stock research expertise. While the fund maintains a diversified portfolio, its portfolio manager may, at any particular time, shift stock selection toward markets or market sectors that appear to offer attractive value and appreciation potential.

A similar security selection process applies to bonds. When deciding whether to adjust duration, credit risk exposure, or allocations among the various sectors (for example, high yield or “junk” bonds, mortgage- and asset-backed securities, foreign bonds, and emerging markets bonds), the adviser weighs such factors as the outlook for inflation and the economy, corporate earnings, expected interest rate movements and currency valuations, and the yield advantage that lower-rated bonds may offer over investment-grade bonds.

Stocks of many well-established corporations offer the potential for appreciation and rising dividends. While smaller companies usually reinvest earnings in their own growth and therefore pay little or no dividends, they may offer the possibility of even greater appreciation if their businesses prosper. Historically, stocks have provided higher returns over time than bonds or money market securities and offer a way to invest for long-term growth of capital. Also, stocks have provided greater long-term protection against the erosion of purchasing power caused by inflation than bonds. The fund offers a way to try to balance the potential capital appreciation of common stocks with the income and relative stability of bonds over the long term. While there is no guarantee, spreading investments across several types of assets could reduce the fund’s overall volatility, since prices of stocks and bonds may respond differently to changes in economic conditions and interest rate levels. A rise in bond prices, for example, could help offset a fall in stock prices. Money market securities should have a stabilizing influence. In addition, the income provided by bonds and money market securities can contribute positively to total return by cushioning the impact of any price declines and enhancing price increases.

The potential advantages are extra diversification and enhanced returns. Since international stock and bond markets may move independently from U.S. securities markets, they could reduce the fund’s price fluctuations while offering a way to participate in markets that may generate attractive returns. However, if U.S. and international markets move in the same direction, the positive or negative effect on the fund’s share price could be magnified.

In pursuing its investment objective(s), the fund has the discretion to deviate from its normal investment criteria. These situations might arise when the adviser believes a security could increase in value for a variety of reasons, including an extraordinary corporate event, a new product introduction or innovation, a favorable competitive development, or a change in management.

The fund may sell assets for a variety of reasons, including in response to a change in the original investment considerations or to limit losses, adjust the characteristics of the overall portfolio, or redeploy assets into different opportunities.

The fund invests in the following types of securities or assets:

Common and Preferred Stocks

Stocks represent shares of ownership in a company. Generally, preferred stocks have a specified dividend rate and rank after bonds and before common stocks in their claim on income for dividend payments and on assets should the company be liquidated. After other claims are satisfied, common stockholders participate in company profits on a pro-rata basis and profits may be paid out in dividends or reinvested in the company to help it grow. Increases and decreases in earnings are usually reflected in a company’s stock price, so common stocks generally have the greatest appreciation and depreciation potential of all corporate securities. Unlike common stock, preferred stock does not ordinarily carry voting rights. While most preferred stocks pay a dividend, the fund may decide to purchase preferred stock where the issuer has suspended, or is in danger of suspending, payment of its dividend.

Foreign Securities

Investments in foreign securities could include non-U.S. dollar-denominated securities traded outside the U.S. and U.S. dollar-denominated securities of foreign issuers traded in the U.S. The fund may purchase American Depositary Receipts and Global Depositary Receipts, which are certificates evidencing ownership of shares of a foreign issuer. American Depositary Receipts and Global Depositary Receipts trade on established markets and are alternatives to directly purchasing the underlying foreign securities in their local markets and currencies. Such investments are subject to many of the same risks associated with investing directly in foreign securities. For purposes of the fund’s investment policies, investments in depositary receipts are deemed to be investments in the underlying securities. For example, a depositary receipt representing ownership of common stock will be treated as common stock.

Bonds

A bond is an interest-bearing security. The issuer has a contractual obligation to pay interest at a stated rate on specific dates and to repay principal (the bond’s face value) on a specified date. An issuer may have the right to redeem or “call” a bond before maturity, and the investor may have to invest the proceeds at lower market rates. Bonds can be issued by U.S. and foreign governments, states, and municipalities, as well as a wide variety of companies.

A bond's annual interest income, set by its coupon rate, is usually fixed for the life of the bond. Its yield (income as a percent of current price) will fluctuate to reflect changes in interest rate levels. A bond's price usually rises when interest rates fall and vice versa, so its yield generally stays consistent with current market conditions.

Conventional fixed rate bonds offer a coupon rate for a fixed maturity with no adjustment for inflation. Real rate of return bonds also offer a fixed coupon but include ongoing inflation adjustments for the life of the bond.

Certain bonds have floating or variable interest rates that are adjusted periodically based on a particular index. These interest rate adjustments tend to minimize fluctuations in the bonds' principal values. The maturity of certain floating rate securities may be shortened under certain specified conditions.

Bonds, including asset- and mortgage-backed securities, may be secured (backed by specific collateral) or may be unsecured (backed only by the issuer's general creditworthiness).

Mortgage-Backed Securities

The fund may invest in a variety of mortgage-backed securities. Mortgage lenders pool individual home mortgages with similar characteristics to back a certificate or bond, which is sold to investors such as the fund. Interest and principal payments generated by the underlying mortgages are passed through to the investors. The "big three" issuers are the Government National Mortgage Association, the Federal National Mortgage Association, and the Federal Home Loan Mortgage Corporation. Government National Mortgage Association certificates are backed by the full faith and credit of the U.S. government, while others, such as the Federal National Mortgage Association and Federal Home Loan Mortgage Corporation certificates, are only supported by the ability to borrow from the U.S. Treasury or by the credit of the agency. (The Federal National Mortgage Association and the Federal Home Loan Mortgage Corporation operate under conservatorship of the Federal Housing Finance Agency, an independent federal agency.) Private mortgage bankers and other institutions also issue mortgage-backed securities.

Mortgage-backed securities are subject to scheduled and unscheduled principal payments as homeowners pay down or prepay their mortgages. As these payments are received, they must be reinvested when interest rates may be higher or lower than on the original mortgage security. Therefore, these securities are not an effective means of locking in long-term interest rates. In addition, when interest rates fall, the rate of mortgage prepayments, including refinancings, tends to increase. Refinanced mortgages are paid off at face value or "par," causing a loss for any investor who may have purchased the security at a price above par. In such an environment, this risk limits the potential price appreciation of these securities and can negatively affect the fund's net asset value. When interest rates rise, the prices of mortgage-backed securities can be expected to decline. In addition, when interest rates rise and prepayments slow, the effective duration of mortgage-backed securities extends, resulting in increased price volatility. There is no limit on the portion of the fund's fixed income investments in these securities.

Additional mortgage-backed securities in which the fund may invest include:

Collateralized Mortgage Obligations Collateralized mortgage obligations are debt instruments that are fully collateralized by a portfolio of mortgages or mortgage-backed securities including Government National Mortgage Association, Federal National Mortgage Association, Federal Home Loan Mortgage Corporation, and non-agency-backed mortgages. All interest and principal payments from the underlying mortgages are passed through to the collateralized mortgage obligations in such a way as to create different classes with varying risk characteristics, payment structures, and maturity dates. Collateralized mortgage obligation classes may pay fixed or variable rates of interest, and certain classes have priority over others with respect to the receipt of prepayments and allocation of defaults.

Stripped Mortgage Securities Stripped mortgage securities are created by separating the interest and principal payments generated by a pool of mortgage-backed securities or a collateralized mortgage obligation to create additional classes of securities. Generally, one class receives interest-only payments and another receives principal-only payments. Unlike other mortgage-backed securities and principal-only strips, the value of interest-only strips tends to move in the same direction as interest rates. The fund can use interest-only strips as a hedge against falling prepayment rates (when interest rates are rising) and/or in an unfavorable market environment. Principal-only strips can be used as a hedge against rising prepayment rates (when interest rates are falling) and/or in a favorable market environment. Interest-only strips and principal-only strips are acutely sensitive to interest rate changes and to the rate of principal prepayments.

A rapid or unexpected increase in prepayments can severely depress the price of interest-only strips, while a rapid or unexpected decrease in prepayments could have the same effect on principal-only strips. Of course, under the opposite conditions these securities may appreciate in value. These securities can be very volatile in price and may have lower overall liquidity than most other mortgage-backed securities. Certain non-stripped collateralized mortgage obligation classes may also exhibit these qualities, especially those that

pay variable rates of interest that adjust inversely with, and more rapidly than, short-term interest rates. In addition, if interest rates rise rapidly and prepayment rates slow more than expected, certain collateralized mortgage obligation classes, in addition to losing value, can exhibit characteristics of long-term securities and become more volatile. There is no guarantee that the fund's investments in collateralized mortgage obligations, interest-only strips, or principal-only strips will be successful, and the fund's total return could be adversely affected as a result.

Commercial Mortgage-Backed Securities Commercial mortgage-backed securities are securities created from a pool of commercial mortgage loans, such as loans for hotels, shopping centers, office buildings, and apartment buildings. Interest and principal payments from the loans are passed on to the investor according to a schedule of payments. Credit quality depends primarily on the quality of the loans themselves and on the structure of the particular deal. Generally, deals are structured with senior and subordinate classes. The degree of subordination is determined by the rating agencies that rate the individual classes of the structure. Commercial mortgages are generally structured with prepayment penalties, which greatly reduce prepayment risk to the investor. However, the value of these securities may change because of actual or perceived changes in the creditworthiness of the individual borrowers, their tenants, the servicing agents, or the general state of commercial real estate. There is no limit on the portion of the fund's fixed income investments in these securities.

Asset-Backed Securities

An underlying pool of assets, such as credit card or automobile trade receivables or corporate loans or bonds, backs these bonds and provides the interest and principal payments to investors. On occasion, the pool of assets may also include a swap obligation, which is used to change the cash flows on the underlying assets. As an example, a swap may be used to allow floating rate assets to back a fixed rate obligation. Credit quality depends primarily on the quality of the underlying assets, the level of any credit support provided by the structure or a line of credit, and the credit quality of the swap counterparty, if any. The underlying assets (i.e., loans) are sometimes subject to prepayments, which can shorten the security's effective maturity and may lower its return. The value of these securities also may change because of actual or perceived changes in the creditworthiness of the individual borrowers, the originator, the servicing agent, the financial institution providing the credit support, or the swap counterparty. There is no limit on the portion of the fund's fixed income investments that may be invested in asset-backed securities.

Inflation-Linked Securities

Inflation-linked securities are instruments whose interest and principal payments are adjusted for inflation, which represents a sustained increase in the prices of goods and services that can erode the purchasing power of money. Treasury inflation protected securities are inflation-linked securities issued by the U.S. government. Inflation-linked bonds are also issued by corporations, U.S. government agencies, and foreign governments. The inflation adjustment, which is applied periodically to the principal of the bond, follows a designated inflation index, such as the Consumer Price Index. A fixed coupon rate is applied to the inflation-adjusted principal so that as inflation rises, both the principal value and the interest payments increase. This can provide investors with a hedge against inflation, as it helps preserve the purchasing power of your investment. Because of this inflation-adjustment feature, inflation protected bonds typically have lower yields than conventional fixed rate bonds. In the case of Treasury inflation protected securities, repayment of the original bond principal upon maturity (as adjusted for inflation) is guaranteed by the U.S. Treasury. For securities that do not provide a similar guarantee, the adjusted principal value of the security to be repaid at maturity is subject to credit risk.

Inflation-linked bonds normally will decline in price when real interest rates rise. (A real interest rate is calculated by subtracting the inflation rate from a nominal interest rate. For example, if a 10-year Treasury note is yielding 5% and inflation expectations for the next 10 years are 2%, the real interest rate is 3%.) If inflation is negative, the principal and income of an inflation-linked bond could decline and result in losses for the fund.

High Yield or "Junk" Bonds

The price and yield of below investment-grade (high yield or "junk") bonds, including below investment-grade emerging market bonds, can be expected to fluctuate more than the price and yield of higher-quality bonds. Because these bonds are rated below BBB (or an equivalent rating) or are in default, they are regarded as predominantly speculative with respect to the issuer's continuing ability to meet principal and interest payments. Successful investment in lower-medium and low-quality bonds involves greater investment risk and is highly dependent on T. Rowe Price's credit analysis. A real or perceived economic downturn or higher interest rates could cause a decline in high yield bond prices by lessening the ability of issuers to make principal and interest payments. These bonds are often thinly traded and can be more difficult to sell and value accurately than higher-quality bonds. Because objective pricing data may be less available, judgment may play a greater role in the valuation process. In addition, the entire high yield bond market can experience sudden and sharp price swings due to a variety of factors, including changes in economic forecasts, stock market activity, large or sustained sales by major investors, a high-profile default, or just a change in the market's psychology. This type of volatility is usually associated more with stocks than bonds, but "junk" bond investors should be prepared for it.

Principal Risks

The principal risks associated with the fund's principal investment strategies, which may be even greater in bad or uncertain market conditions, include the following:

Stock investing The fund's share price can fall because of weakness in the overall stock markets, a particular industry, or specific holdings. Stock markets as a whole can be volatile and decline for many reasons, such as adverse local, political, regulatory, or economic developments; changes in investor psychology; or heavy selling at the same time by major institutional investors in the market. The prospects for an industry or company may deteriorate because of a variety of factors, including disappointing earnings or changes in the competitive environment. In addition, the adviser's assessment of companies whose stocks are held by the fund may prove incorrect, resulting in losses or poor performance, even in rising markets. In the event an issuer is liquidated or declares bankruptcy, the claims of owners of the issuer's bonds and preferred stock take precedence over the claims of those who own common stock.

Fixed income markets The market price of investments owned by the fund may go up or down, sometimes rapidly or unpredictably. The fund's investments may decline in value due to factors affecting the overall fixed income markets or particular industries or sectors. The value of a holding may decline due to developments related to a particular issuer, but also due to general fixed income market conditions, including real or perceived adverse economic developments, such as changes in interest rates, credit quality, inflation, or currency rates, or generally adverse investor sentiment. The value of a holding may also decline due to factors that negatively affect a particular industry, such as labor shortages, increased production costs, or competitive conditions. The fund may experience heavy redemptions that could cause it to liquidate its assets at inopportune times or at a loss or depressed value.

Market conditions The value of investments held by the fund may decline, sometimes rapidly or unpredictably, due to factors affecting certain issuers, particular industries or sectors, or the overall markets. Rapid or unexpected changes in market conditions could cause the fund to liquidate its holdings at inopportune times or at a loss or depressed value. The value of a particular holding may decrease due to developments related to that issuer, but also due to general market conditions, including real or perceived economic developments, such as changes in interest rates, credit quality, inflation, or currency rates, or generally adverse investor sentiment. The value of a holding may also decline due to factors that negatively affect a particular industry or sector, such as labor shortages, increased production costs, or competitive conditions. In addition, local, regional, or global events such as war, military conflict, acts of terrorism, political and social unrest, regulatory changes, recessions, shifts in monetary or trade policies, natural or environmental disasters, and the spread of infectious diseases or other public health issues could have a significant negative impact on securities markets and the fund's investments. Any of these events may lead to unexpected suspensions or closures of securities exchanges; travel restrictions or quarantines; business disruptions and closures; inability to obtain raw materials, supplies, and component parts; reduced or disrupted operations for the fund's service providers or issuers in which the fund invests; and an extended adverse impact on global market conditions. Government intervention (including sanctions) in markets may impact interest rates, market volatility, and security pricing. The occurrence of any of these events could adversely affect the economies (including through changes in business activity and increased unemployment) and financial markets of specific countries or worldwide.

Interest rates The prices of bonds and other fixed income securities typically increase as interest rates fall, and prices typically decrease as interest rates rise (bond prices and interest rates usually move in opposite directions). Prices fall because the bonds and notes in the fund's portfolio become less attractive to other investors when securities with higher yields become available. The prices and yields of inflation-linked bonds are directly impacted by the rate of inflation as well as changes in interest rates. Generally, funds with longer weighted average maturities (i.e., an average of the maturities of the underlying debt instruments, "weighted" by the percentage of the fund's assets it represents) and durations (i.e., the measure of the price sensitivity of a fund to changes in interest rates) carry greater interest rate risk. As a result, in a rising interest rate environment, the net asset value of a fund with a longer weighted average maturity or duration typically decreases at a faster rate than the net asset value of a fund with a shorter weighted average maturity or duration. In addition, recent and potential future changes in monetary policy made by central banks and/or governments are likely to affect the interest rates or yields of the securities in which the fund invests. The discontinuation and replacement of a benchmark rate such as the London Interbank Offered Rate (LIBOR)(an indicative measure of the average interest rate at which major global banks could borrow from one another) may have a significant impact on the financial markets and may adversely impact the fund's performance. Given the current elevated inflation environment, risks associated with rising rates are currently heightened. As a result, rapid changes in interest rates may increase the fund's overall exposure to interest rate risk.

Prepayments and extensions A fund investing in mortgage-backed securities, asset-backed securities, and other debt instruments that have embedded call options can be negatively impacted when interest rates fall because borrowers tend to refinance and prepay principal. Receiving increasing prepayments in a falling interest rate environment causes the average maturity of the portfolio to shorten, reducing its potential for price gains. It also requires the fund to reinvest proceeds at lower interest rates, which reduces the

fund's total return and yield, and could result in a loss if bond prices fall below the level that the fund paid for them. A rise in interest rates or lack of refinancing opportunities can cause the fund's average maturity to lengthen unexpectedly due to a drop in expected prepayments of mortgage-backed securities, asset-backed securities, and callable debt instruments. This would increase the fund's sensitivity to rising rates and its potential for price declines.

Credit quality An issuer of a debt instrument held by the fund could default (fail to make scheduled interest or principal payments), potentially reducing the fund's income and share price. Credit risk is increased when portfolio holdings are downgraded or the perceived financial condition of an issuer deteriorates. Holdings with an investment-grade rating (AAA through BBB, or an equivalent rating) should have a relatively low risk of encountering financial problems and a relatively high probability of future payments. However, holdings rated BBB (or an equivalent rating) are more susceptible to adverse economic conditions than other investment-grade holdings and may have speculative characteristics. Holdings rated below investment grade should be regarded as speculative because their issuers may be more susceptible to financial setbacks and recession than more creditworthy issuers (commonly referred to as "junk").

International investing Investments outside the U.S. may lose value because of declining foreign currencies or adverse political or economic events overseas, among other things. Securities of non-U.S. issuers (including depositary receipts and other instruments that represent interests in a non-U.S. issuer) tend to be more volatile than U.S. securities and are subject to trading markets with lower overall liquidity, governmental interference, and regulatory and accounting standards and settlement practices that differ from the U.S. The fund could experience losses based solely on the weakness of foreign currencies in which the fund's holdings are denominated versus the U.S. dollar, and changes in the exchange rates between such currencies and the U.S. dollar. Risks can result from differing regulatory environments, less stringent investor protections, less availability of public information about issuers, uncertain tax laws, and higher transaction costs compared with U.S. markets. Investments outside the U.S. could be subject to governmental actions such as capital or currency controls, nationalization of a company or industry, expropriation of assets, or imposition of high taxes.

A trading market may close for national holidays or without warning for extended time periods, preventing the fund from buying or selling securities in that market. Trading securities in which the fund invests may take place in various foreign markets on certain days when the fund is not open for business and does not calculate its net asset value. For example, the fund may invest in securities that trade in various foreign markets that are open on weekends. As the securities trade, their value may substantially change. As a result, the fund's net asset value may be significantly affected on days when shareholders cannot make transactions. In addition, market volatility may significantly limit the liquidity of securities of certain issuers in a particular country or geographic region, or of all companies in the country or region. The fund may be unable to liquidate its positions in such securities at any time, or at a favorable price, in order to meet the fund's obligations.

Emerging markets Investments in emerging markets are subject to the risk of abrupt and severe price declines. The economic and political structures of emerging market countries, in most cases, do not compare favorably with the U.S. or other developed countries in terms of wealth and stability, and their financial markets often lack liquidity. These economies are less developed, can be overly reliant on particular industries, and are more vulnerable to the ebb and flow of international trade, trade barriers, and other protectionist or retaliatory measures. Governments in many emerging market countries participate to a significant degree in their economies and securities markets. As a result, foreign investments may be restricted and subject to greater government control, including repatriation of sales proceeds. Emerging market securities exchanges are more likely to experience problems with the clearing and settling of trades, as well as the custody of holdings by local banks, agents, and depositories. In addition, the accounting standards in emerging market countries may be unreliable and could present an inaccurate picture of a company's finances. Some countries have histories of instability and upheaval that could cause their governments to act in a detrimental or hostile manner toward private enterprise or foreign investment. Investments in countries or regions that have recently begun moving away from central planning and state-owned industries toward free markets should be regarded as speculative.

While some countries have made progress in economic growth, liberalization, fiscal discipline, and political and social stability, there is no assurance these trends will continue. Significant risks, such as war and terrorism, currently affect some emerging market countries. The fund's performance will likely be hurt by exposure to nations in the midst of hyperinflation, currency devaluation, trade disagreements, sudden political upheaval, or interventionist government policies. The volatility of emerging markets may be heightened by the actions (such as significant buying or selling) of a few major investors. For example, substantial increases or decreases in cash flows of funds investing in these markets could significantly affect local securities prices and, therefore, could cause fund share prices to decline.

Liquidity The fund may not be able to meet requests to redeem shares issued by the fund without significant dilution of the remaining shareholders' interests in the fund. In addition, the fund may not be able to sell a holding in a timely manner at a desired price. Sectors of the bond market can experience sudden downturns in trading activity. During periods of reduced market liquidity, the spread between the price at which a security can be bought and the price at which it can be sold can widen, and the fund may not be able to sell a holding readily at a price that reflects what the fund believes it should be worth. Securities with lower overall liquidity can also become more difficult to value. Liquidity risk may be the result of, among other things, the reduced number and capacity of traditional broker-dealers to make a market in fixed income securities or the lack of an active market. The potential for liquidity risk may be magnified by a rising interest rate environment or other circumstances where selling activity from fixed income investors may be higher than normal, potentially causing increased supply in the market.

Active management The investment adviser's judgments about the attractiveness, value, or potential appreciation of the fund's investments may prove to be incorrect. The fund could underperform other funds with a similar benchmark or similar investment program if the fund's investment selections or overall strategies fail to produce the intended results. Regulatory, tax, or other developments may affect the investment strategies available to a portfolio manager, which could adversely affect the ability to implement the fund's overall investment program and achieve the fund's investment objective(s).

Cybersecurity breaches The fund may be subject to operational and information security risks resulting from breaches in cybersecurity. Cybersecurity breaches may involve deliberate attacks and unauthorized access to the digital information systems (for example, through "hacking" or malicious software coding) used by the fund, its investment adviser and subadviser(s) (as applicable), or its third-party service providers but may also result from outside attacks such as denial-of-service attacks, which are efforts to make network services unavailable to intended users. These breaches may, among other things, result in financial losses to the fund and its shareholders, cause the fund to lose proprietary information, disrupt business operations, or result in the unauthorized release of confidential information. Further, cybersecurity breaches involving the fund's third-party service providers, financial intermediaries, trading counterparties, or issuers in which the fund invests could subject the fund to many of the same risks associated with direct breaches.

Additional Investment Management Practices

The SAI contains more detailed information about the fund and its investments, operations, and expenses. The fund's investments may be subject to further restrictions and risks described in the SAI.

Investments in Other Investment Companies

The fund may invest in other investment companies, including mutual funds, exchange-traded funds, and closed-end funds, subject to any applicable limitations under the Investment Company Act of 1940.

The fund may purchase the securities of another investment company to temporarily gain exposure to a portion of the market while awaiting the purchase of securities or as an efficient means of gaining exposure to a particular asset class. The fund might also purchase shares of another investment company, including shares of other T. Rowe Price Funds, to gain exposure to the securities in the investment company's portfolio at times when the fund may not be able to buy those securities directly, or as a means of gaining efficient and cost-effective exposure to certain asset classes. Any investment in another investment company would be consistent with the fund's objective(s) and investment program.

The risks of owning another investment company are generally similar to the risks of investing directly in the securities in which that investment company invests. However, an investment company may not achieve its investment objective or execute its investment strategy effectively, which may adversely affect the fund's performance. In addition, because closed-end funds and exchange-traded funds trade on a secondary market, their shares may trade at a premium or discount to the actual net asset value of their portfolio securities, and their shares may have greater volatility if an active trading market does not exist.

As a shareholder of another investment company, the fund must pay its pro-rata share of that investment company's fees and expenses. If the fund invests in another T. Rowe Price Fund, the management fee paid by the fund will be reduced to ensure that the fund does not incur duplicate management fees as a result of its investment.

Investments in other investment companies could allow the fund to obtain the benefits of a more diversified portfolio than might otherwise be available through direct investments in a particular asset class and will subject the fund to the risks associated with the particular asset class or asset classes in which an underlying fund invests.

Illiquid Investments

Some of the fund's holdings may be considered illiquid because they are subject to legal or contractual restrictions on resale or because they cannot reasonably be expected to be sold or disposed of in current market conditions in seven calendar days or less without the sale or disposition significantly changing the market value of the investment. The determination of liquidity involves a variety of factors. Illiquid investments may include private placements that are sold directly to a small number of investors, usually institutions. Unlike public offerings, such securities are not registered with the SEC. Although certain of these securities may be readily sold (for example, pursuant to Rule 144A under the Securities Act of 1933) and therefore deemed liquid, others may have resale restrictions and be considered illiquid. The sale of illiquid investments may involve substantial delays and additional costs, and the fund may only be able to sell such investments at prices substantially lower than what it believes they are worth. In addition, the fund's investments in illiquid investments may reduce the returns of the fund because it may be unable to sell such investments at an advantageous time, which could prevent the fund from taking advantage of other investment opportunities.

Temporary Defensive Position

The fund may assume a temporary defensive position to respond to adverse market, economic, political, or other conditions, such as to provide flexibility in meeting redemptions, pay expenses, or manage cash flows. The temporary defensive position may be inconsistent with the fund's principal investment objective(s) and/or strategies, which may impact the fund's returns or its ability to achieve its investment objective(s). For temporary defensive purposes, the fund may invest without limit in cash or other liquid instruments.

Reserve Position

A certain portion of the fund's assets may be held in reserves. The fund's reserve positions will typically consist of: (1) shares of a T. Rowe Price internal money market fund or short-term bond fund (which do not charge any management fees and are not available for public purchase); (2) short-term, high-quality U.S. and non-U.S. dollar-denominated money market securities, including repurchase agreements; and (3) U.S. dollar or non-U.S. dollar currencies. If the fund has significant holdings in reserves, it could compromise its ability to achieve its objective(s). Non-U.S. dollar reserves are subject to currency risk.

Borrowing Money and Transferring Assets

The fund may borrow from banks, other persons, and other T. Rowe Price Funds for temporary or emergency purposes, to facilitate redemption requests, or for other purposes consistent with the fund's policies as set forth in this prospectus and the SAI. Such borrowings may be collateralized with the fund's assets, subject to certain restrictions.

Borrowings may not exceed 33⅓% of the fund's total assets. This limitation includes any borrowings for temporary or emergency purposes, applies at the time of the transaction, and continues to the extent required by the Investment Company Act of 1940.

Meeting Redemption Requests

We expect that the fund will hold cash or cash equivalents to meet redemption requests. The fund may also use the proceeds from the sale of portfolio securities to meet redemption requests if consistent with the management of the fund. These redemption methods will be used regularly and may also be used in deteriorating or stressed market conditions. The fund reserves the right to pay redemption proceeds with securities from the fund's portfolio rather than in cash (redemptions in-kind), as described under "Large Redemptions." Redemptions in-kind are typically used to meet redemption requests that represent a large percentage of the fund's net assets in order to minimize the effect of large redemptions on the fund and its remaining shareholders. In general, any redemptions in-kind will represent a pro-rata distribution of the fund's securities, subject to certain limited exceptions. Redemptions in-kind may be used regularly in circumstances as described above (generally if the shareholder is able to accept securities in-kind) and may also be used in stressed market conditions.

The fund, along with other T. Rowe Price Funds, is a party to an interfund lending exemptive order received from the SEC that permits the T. Rowe Price Funds to borrow money from and/or lend money to other T. Rowe Price Funds to help the funds meet short-term redemptions and liquidity needs.

During periods of deteriorating or stressed market conditions, when an increased portion of the fund's portfolio may be composed of holdings with reduced liquidity or lengthy settlement periods, or during extraordinary or emergency circumstances, the fund may be more likely to pay redemption proceeds with cash obtained through interfund lending or short-term borrowing arrangements (if available) or by redeeming a large redemption request in-kind.

Lending of Portfolio Securities

The fund may lend its portfolio securities to broker-dealers, other institutions, or other persons to earn additional income. Risks include the potential insolvency of the broker-dealer or other borrower that could result in delays in recovering securities and capital

losses. Additionally, losses could result from the reinvestment of collateral received on loaned securities in investments that decline in value, default, or do not perform as well as expected. Cash collateral from securities lending is invested in a T. Rowe Price short-term bond or money market fund.

PORTFOLIO TURNOVER

Turnover is an indication of frequency of trading. Each time the fund purchases or sells a security, it incurs a cost. This cost is reflected in the fund's net asset value but not in its operating expenses. The higher the turnover rate, the higher the transaction costs and the greater the impact on the fund's total return. Higher turnover can also increase the possibility of taxable capital gain distributions. The fund's portfolio turnover rates are shown in the Financial Highlights table.

FINANCIAL HIGHLIGHTS

The Financial Highlights table, which provides information about the fund's financial history, is based on a single share outstanding throughout the periods shown. The table is part of the fund's financial statements, which are included in its annual report and are incorporated by reference into the SAI (available upon request). The financial statements in the annual report were audited by the fund's independent registered public accounting firm, PricewaterhouseCoopers LLP.

FINANCIAL HIGHLIGHTS

For a share outstanding throughout each period

	Year Ended				
	12/31/22	12/31/21	12/31/20	12/31/19	12/31/18
NET ASSET VALUE					
Beginning of period	\$22.63	\$22.92	\$20.96	\$18.31	\$21.09
Investment activities					
Net investment income ⁽¹⁾⁽²⁾	0.31	0.24	0.28	0.38	0.39
Net realized and unrealized gain/loss	(4.45)	2.02	2.72	3.22	(1.44)
Total from investment activities	(4.14)	2.26	3.00	3.60	(1.05)
Distributions					
Net investment income	(0.30)	(0.24)	(0.29)	(0.40)	(0.38)
Net realized gain	(0.38)	(2.31)	(0.75)	(0.55)	(1.35)
Total distributions	(0.68)	(2.55)	(1.04)	(0.95)	(1.73)
NET ASSET VALUE					
End of period	\$17.81	\$22.63	\$22.92	\$20.96	\$18.31
Ratios/Supplemental Data					
Total return⁽²⁾⁽³⁾	(18.31)%	10.06%	14.54%	19.80%	(5.08)%
Ratios to average net assets: ⁽²⁾					
Gross expenses before waivers/payments by Price Associates ⁽⁴⁾	0.90%	0.90%	0.90%	0.90%	0.88%
Net expenses after waivers/payments by Price Associates	0.70%	0.71%	0.72%	0.72%	0.76%
Net investment income	1.60%	1.00%	1.32%	1.88%	1.84%
Portfolio turnover rate	98.9%	82.3%	65.5%	91.2%	77.0%
Net assets, end of period (in thousands)	\$161,984	\$209,296	\$200,870	\$184,645	\$166,744

⁽¹⁾ Per share amounts calculated using average shares outstanding method.

⁽²⁾ Includes the impact of expense-related arrangements with Price Associates.

⁽³⁾ Total return reflects the rate that an investor would have earned on an investment in the fund during each period, assuming reinvestment of all distributions, and payment of no redemption or account fees, if applicable.

⁽⁴⁾ Prior to 12/31/19, the gross expense ratios presented are net of a management fee waiver in effect during the period, as applicable.

DISCLOSURE OF FUND PORTFOLIO INFORMATION

Most T. Rowe Price Funds disclose their calendar quarter-end portfolio holdings on troweprice.com 15 calendar days after each quarter. At the discretion of the investment adviser, these holdings reports may exclude the issuer name and other information relating to a holding in order to protect the fund's interests and to prevent harm to the fund or its shareholders. In addition, most T. Rowe Price Funds disclose their 10 largest holdings, along with the percentage of the relevant fund's total assets that each of the 10 holdings represents, on troweprice.com on the seventh business day after each month-end. These holdings are listed in numerical order based on such percentages of the fund's assets. A description of T. Rowe Price's policies and procedures with respect to the disclosure of portfolio information is available in the SAI.

The following policies and procedures generally apply to the T. Rowe Price Variable Insurance Portfolios, which are T. Rowe Price mutual funds specifically designed to be made available through variable annuity or variable life insurance contracts. For instructions on how to purchase and redeem shares of the funds, you should refer to your insurance contract prospectus.

INVESTING IN T. ROWE PRICE VARIABLE INSURANCE PORTFOLIOS

Shares of the Variable Insurance Portfolios are designed to be offered to insurance company separate accounts established for the purpose of funding variable annuity and variable life insurance contracts. The variable annuity and variable life insurance contracts holders or participants are not the shareholders of the funds. Rather, the separate account of the insurance company is the shareholder. The variable annuity and variable life insurance contracts are described in separate prospectuses issued by the insurance companies. The funds assume no responsibility for any insurance company prospectuses or variable annuity or variable life insurance contracts.

Some of the Variable Insurance Portfolios are available only in a single share class, while some of the Variable Insurance Portfolios are also available in a II Class. Shares of the funds are sold and redeemed without the imposition of any sales charges, commissions, or redemption fees, although shares of the II Class are subject to a 12b-1 fee at a rate of up to 0.25% of the class' average daily net assets. In addition, certain other charges may apply to variable annuity or variable life insurance contracts. Those charges are disclosed in the insurance contract prospectus.

Your ability to exchange from these funds into any other T. Rowe Price Fund that serves as an investment option under your insurance contract is governed by the terms of that contract and the insurance contract prospectus, as well as the funds' Excessive and Short-Term Trading Policy described later in this section.

DISTRIBUTION AND SHAREHOLDER SERVICING FEES

Each II Class has adopted a 12b-1 plan to pay certain expenses associated with the distribution of II Class shares out of II Class assets. Under such 12b-1 plan, the II Class may make payments at a rate of up to 0.25% of the class' average daily net assets to various insurance companies, their agents, and contract distributors for distribution and servicing of fund shares. These payments may be more or less than the costs incurred by the insurance companies, their agents, and contract distributors for distribution and servicing of fund shares. Because the fees are paid from the II Class net assets on an ongoing basis, they will increase the cost of your investment and, over time, could result in your paying more than with other types of sales charges. The Portfolio Class of shares have not adopted a 12b-1 plan, and does not pay any distribution fees to third parties.

In addition, from time to time, T. Rowe Price may make payments from its own resources to eligible insurance companies for recordkeeping and administrative services they provide to a fund for contract holders. These payments may range from 0.15% to 0.25% of the average annual total assets invested by the separate accounts of the insurance company in the fund. All payments described specifically by this paragraph are paid by T. Rowe Price and are not paid directly from the Variable Insurance Portfolios' assets.

PRICING OF SHARES AND TRANSACTIONS

How and When Shares are Priced

The trade date for your transaction request generally depends on the day and time that your insurance company or T. Rowe Price receives your request and will normally be executed using the next share price calculated after your order is received in correct form by your insurance company or T. Rowe Price or its agent. The share price, also called the net asset value, for each share class of a fund is calculated at the close of trading on the New York Stock Exchange (NYSE), which is normally 4 p.m. ET, on each day that the NYSE is open for business. Net asset values are not calculated for the funds on days when the NYSE is scheduled to be closed for trading (for example, weekends and certain U.S. national holidays). If the NYSE is unexpectedly closed due to weather or other extenuating

circumstances on a day it would typically be open for business, or if the NYSE has an unscheduled early closing on a day it has opened for business, the funds reserve the right to treat such day as a business day and accept purchase and redemption orders and calculate their share price as of the normally scheduled close of regular trading on the NYSE for that day.

To calculate the net asset value, the fund's assets are valued and totaled; liabilities are subtracted; and each class' proportionate share of the balance, called net assets, is divided by the number of shares outstanding of that class. Market values are used to price portfolio holdings for which market quotations are readily available. Market values generally reflect the prices at which securities actually trade or represent prices that have been adjusted based on evaluations and information provided by the fund's pricing services. Investments in other mutual funds are valued at the closing net asset value per share of the mutual fund on the day of valuation. Investment for which market quotations are not readily available or deemed unreliable are valued at fair value as determined in good faith by T. Rowe Price, as the valuation designee, designated by the Board, by taking into account various, adopted factors and methodologies for determining the fair value. This value may differ from the value the fund receives upon sale of the securities.

Amortized cost is used to price securities held by money market funds and certain short-term debt securities held by other funds. The Government Money Portfolio, which seeks to maintain a stable net asset value of \$1.00, uses the amortized cost method of valuation to calculate its net asset value. Amortized cost allows money market funds to value a holding at the fund's acquisition cost with adjustments for any premiums or discounts and then round the net asset value per share to the nearest whole cent. The amortized cost method of valuation enables money market funds to maintain a \$1.00 net asset value, but it may also result in periods during which the stated value of a security held by the funds differs from the market-based price the funds would receive if they sold that holding. The current market-based net asset value per share for each business day in the preceding six months is available for the Government Money Portfolio through troweprice.com. These market-based net asset values are for informational purposes only and are not used to price transactions.

T. Rowe Price uses various pricing services to obtain closing market prices, as well as information used to adjust those prices and to value most fixed income securities. T. Rowe Price cannot predict how often it will use closing prices or how often it will adjust those prices. T. Rowe Price routinely evaluates its fair value processes.

Non-U.S. equity securities are valued on the basis of their most recent closing market prices at 4 p.m. ET, except under the following circumstances. Most foreign markets close before 4 p.m. ET. For example, the most recent closing prices for securities traded in certain Asian markets may be as much as 15 hours old at 4 p.m. ET. If T. Rowe Price determines that developments between the close of a foreign market and the close of the NYSE will, in its judgment, affect the value of some or all of the fund's securities, T. Rowe Price will adjust the previous closing prices to reflect what it believes to be the fair value of the securities as of 4 p.m. ET. In deciding whether to make these adjustments, T. Rowe Price reviews a variety of factors, including developments in foreign markets, the performance of U.S. securities markets, and the performance of instruments trading in U.S. markets that represent foreign securities and baskets of foreign securities.

T. Rowe Price may also fair value certain securities or a group of securities in other situations—for example, when a particular foreign market is closed but the fund is open. For a fund that has investments in securities that are primarily listed on foreign exchanges that trade on weekends or other days when the fund does not price its shares, the fund's net asset value may change on days when shareholders will not be able to purchase or redeem the fund's shares. If an event occurs that affects the value of a security after the close of the market, such as a default of a commercial paper issuer or a significant move in short-term interest rates, T. Rowe Price may make a price adjustment depending on the nature and significance of the event. T. Rowe Price also evaluate a variety of factors when assigning fair values to private placements and other restricted securities. Other mutual funds may adjust the prices of their securities by different amounts or assign different fair values than the fair value that the fund assigns to the same security.

How the Trade Date is Determined

The insurance companies purchase shares of the fund for their separate accounts, using premiums allocated by the contract holders or participants. Shares are purchased at the net asset value next determined after the insurance company receives the premium payment in correct form. Initial and subsequent payments allocated to the fund are subject to the limits stated in the insurance contract prospectus issued by the insurance company.

The insurance companies redeem shares of the fund to make benefit or surrender payments under the terms of their contracts. Redemptions are processed on any day on which the NYSE is open and are priced at the fund's net asset value next determined after the insurance company receives a surrender request in acceptable form.

The funds have authorized certain insurance companies, financial intermediaries, or their designees to accept orders to buy or sell fund shares on their behalf. Generally, when insurance companies receive an order in correct form, the order is considered as being

placed with the fund and shares will be bought or sold at the net asset value next calculated after the order is received by the insurance company. The insurance company or financial intermediary must transmit the order to T. Rowe Price or its agent and pay for such shares in accordance with the agreement with T. Rowe Price, or the order may be canceled and the insurance company or financial intermediary could be held liable for the losses. If the fund does not have such an agreement in place with your insurance company or financial intermediary, T. Rowe Price or its agent must receive the request in correct form from your insurance company or financial intermediary by the close of the NYSE in order for your transaction to be priced at that business day's net asset value.

Note: The time at which transactions and shares are priced and the time until which orders are accepted may be changed in case of an emergency or if the NYSE closes at a time other than 4 p.m. ET. The funds reserve the right to not treat an unscheduled intraday disruption or closure in NYSE trading as a closure of the NYSE and still accept transactions and calculate their net asset value as of 4 p.m. ET.

GENERAL POLICIES RELATING TO TRANSACTIONS

Purchasing Shares

All initial and subsequent investments by insurance companies or financial intermediaries are typically made by bank wire or electronic payment. There is no assurance that the share price for the purchase will be the same day the wire or electronic payment was initiated. The Variable Insurance Portfolios do not require a particular minimum amount for initial or subsequent purchases. However, you should check with your insurance company to determine if a minimum applies to your investment. Purchases by financial intermediaries are typically initiated through the National Securities Clearing Corporation or by calling Client Account Management. The fund may permit financial intermediaries to submit purchase orders for shares through various other methods as well, if approved by Client Account Management.

When authorized by the fund, certain financial institutions purchasing fund shares on behalf of customers through T. Rowe Price Client Account Management may place a purchase order unaccompanied by payment. Payment for these shares must be received by the time designated by the fund (not to exceed the period established for settlement under applicable regulations). If payment is not received by this time, the order may be canceled. The financial institution is responsible for any costs or losses incurred by the fund or T. Rowe Price if payment is delayed or not received.

U.S. Dollars All purchases must be paid for in U.S. dollars.

Nonpayment Purchases may be canceled for any orders that are not paid in full. The purchaser may be responsible for any losses or expenses incurred by the fund or its transfer agent, and the fund can redeem shares as reimbursement. The funds and their agents have the right to reject or cancel any purchase due to nonpayment.

Redeeming Shares

Unless otherwise indicated, redemption proceeds will be sent via bank wire to the insurance company's or financial intermediary's designated bank. Redemptions are typically initiated through the National Securities Clearing Corporation or by calling Client Account Management. The fund may permit financial intermediaries to submit redemption orders for shares through various other methods as well, if approved by Client Account Management. Normally, the fund transmits proceeds to insurance companies and financial intermediaries for redemption orders received in correct form on either the next business day or second business day after receipt of the order, depending on the arrangement with the insurance company or financial intermediary. However, you should check with your insurance company about procedures for receiving your redemption proceeds under your insurance contract.

Please note that certain purchase and redemption requests initiated through the National Securities Clearing Corporation may be rejected, and in such instances, the transaction must be placed by contacting Client Account Management.

Large Redemptions Large redemptions can adversely affect a portfolio manager's ability to implement a fund's investment strategy by causing the premature sale of securities that would otherwise be held longer. Therefore, the fund reserves the right (without prior notice) to redeem in-kind. In general, any redemptions in-kind will represent a pro-rata distribution of a fund's securities, subject to certain limited exceptions. The redeeming shareholder or account will be responsible for disposing of the securities, and the shareholder or account will be subject to the risks that the value of the securities could decline prior to their sale, the securities could be difficult to sell, and brokerage fees could be incurred. If a shareholder or account owner continues to hold the securities, he or she may be subject to any ownership restrictions imposed by the issuers. For example, real estate investment trusts often impose ownership restrictions on their equity securities.

Delays in Sending Redemption Proceeds The Variable Insurance Portfolios typically expect that redemption requests will be paid out to redeeming shareholders by the business day following the receipt of a redemption request that is in correct form. Proceeds sent by wire are typically credited to the insurance company's or financial intermediary's designated bank the next business day after the redemption. However, under certain circumstances, and when deemed to be in a fund's best interests, proceeds may not be sent for up to seven calendar days after receipt of a valid redemption order (for example, during periods of deteriorating or stressed market conditions or during extraordinary or emergency circumstances). In addition, under certain limited circumstances, the Board of Directors of a money market fund may elect to permanently suspend redemptions in order to facilitate an orderly liquidation of the money market fund (subject to any additional liquidation requirements).

Excessive and Short-Term Trading Policy

Excessive transactions and short-term trading can be harmful to fund shareholders in various ways, such as disrupting a fund's portfolio management strategies, increasing a fund's trading and other costs, and negatively affecting its performance. Short-term traders in funds that invest in foreign securities may seek to take advantage of developments overseas that could lead to an anticipated difference between the price of the funds' shares and price movements in foreign markets. While there is no assurance that T. Rowe Price can prevent all excessive and short-term trading, the Boards of the T. Rowe Price Funds have adopted the following trading limits that are designed to deter such activity and protect the funds' shareholders. The funds may revise their trading limits and procedures at any time as the Boards deem necessary or appropriate to better detect short-term trading that may adversely affect the funds, to comply with applicable regulatory requirements, or to impose additional or alternative restrictions. The Excessive and Short-Term Trading Policy for the T. Rowe Price Funds applies to contract holders notwithstanding any provisions in your insurance contract.

Subject to certain exceptions, each T. Rowe Price Fund restricts a shareholder's purchases (including through exchanges) into a fund account for a period of 30 calendar days after the shareholder has redeemed or exchanged out of that same fund account (30-Day Purchase Block). The calendar day after the date of redemption is considered Day 1 for purposes of computing the period before another purchase may be made.

General Exceptions As of the date of this prospectus, the following types of transactions generally are not subject to the 30-Day Purchase Block (certain of these exceptions are not applicable to Variable Insurance Portfolios):

- Shares purchased or redeemed in money market funds and ultra short-term bond funds;
- Shares purchased or redeemed through a systematic purchase or withdrawal plan;
- Checkwriting redemptions from bond funds and money market funds;
- Shares purchased through the reinvestment of dividends or capital gain distributions;
- Shares redeemed automatically by a fund to pay fund fees or shareholder account fees;
- Transfers and changes of account registration within the same fund;
- Shares purchased by asset transfer or direct rollover;
- Shares purchased or redeemed through IRA conversions and recharacterizations;
- Shares redeemed to return an excess contribution from a retirement account;
- Transactions in Section 529 college savings plans;
- Certain transactions in defined benefit and nonqualified plans, subject to prior approval by T. Rowe Price;
- Shares converted from one share class to another share class in the same fund;
- Shares of T. Rowe Price Funds that are purchased by another T. Rowe Price Fund, including shares purchased by T. Rowe Price fund-of-funds products, and shares purchased by discretionary accounts managed by T. Rowe Price or one of its affiliates (please note that shareholders of the investing T. Rowe Price Fund are still subject to the policy);
- Transactions initiated by the trustee or adviser to a donor-advised charitable gift fund as approved by T. Rowe Price; and
- Transactions having a value of \$5,000 or less (insurance companies and financial intermediaries may apply the Excessive and Short-Term Trading Policy to transactions of any amount).

Transactions in certain rebalancing, asset allocation, wrap, and other advisory programs, as well as non-T. Rowe Price fund-of-funds products, may also be exempt from the 30-Day Purchase Block, subject to prior written approval by T. Rowe Price.

In addition to restricting transactions in accordance with the 30-Day Purchase Block, T. Rowe Price may, in its discretion, reject (or instruct a financial intermediary or insurance company to reject) any purchase or exchange into a fund from a person (which includes individuals and entities) whose trading activity could disrupt the management of the fund or dilute the value of the fund's shares, including trading by persons acting collectively (for example, following the advice of a newsletter). Such persons may be barred, without prior notice, from further purchases of T. Rowe Price Funds for a period longer than 30 calendar days, or permanently.

Omnibus Accounts Financial intermediaries and insurance companies may maintain their underlying accounts directly with the fund, although they often establish an omnibus account (one account with the fund that represents multiple underlying shareholder accounts or underlying contract holder accounts) in the fund on behalf of their customers. When insurance companies establish omnibus accounts in the T. Rowe Price Funds, T. Rowe Price is not able to monitor the trading activity by underlying contract holders. However, T. Rowe Price monitors aggregate trading activity at the insurance company (omnibus account) level in an attempt to identify activity that indicates potential excessive or short-term trading. If it detects suspicious trading activity, T. Rowe Price will contact the insurance company and may request personal identifying information and transaction histories for some or all of the underlying contract holders. If T. Rowe Price believes that excessive or short-term trading has occurred and there is no exception for such trades under the funds' Excessive and Short-Term Trading Policy previously described, it will instruct the insurance company to impose restrictions to discourage such practices and take appropriate action with respect to the underlying contract holder, including restricting purchases for 30 calendar days or longer. There is no assurance that T. Rowe Price will be able to properly enforce its Excessive and Short-Term Trading Policy for omnibus accounts. Because T. Rowe Price generally relies on financial intermediaries and insurance companies to provide information and impose restrictions for omnibus accounts, its ability to monitor and deter excessive trading will be dependent upon the financial intermediaries' and insurance companies' timely performance of their responsibilities.

T. Rowe Price may allow a financial intermediary or insurance company to maintain restrictions on trading in the T. Rowe Price Funds that differ from the 30-Day Purchase Block. An alternative excessive and short-term trading policy would be acceptable to T. Rowe Price if it believes that the policy would provide sufficient protection to the T. Rowe Price Funds and their shareholders that is consistent with the Excessive and Short-Term Trading Policy adopted by the funds' Boards.

The terms of your insurance contract may further restrict your ability to trade between investment options available under your contract. You should carefully review your insurance contract or consult with your insurance company directly to determine the trading policy, as well as any rules or conditions on transactions that will apply to your trades in the T. Rowe Price Funds and any other investment options available under your contract.

There is no guarantee that T. Rowe Price will be able to identify or prevent all excessive or short-term trades or trading practices.

Responsibility for Unauthorized Transactions

T. Rowe Price and its agents use procedures reasonably designed to confirm that telephone, electronic, and other instructions are genuine. These procedures include recording telephone calls, requiring personalized security codes or certain identifying information for inquiries and requests, and requiring Medallion signature guarantees for certain transactions and account changes. If T. Rowe Price and its agents follow these procedures, they are not responsible for any losses that may occur due to unauthorized instructions. In addition, you should verify the accuracy of transactions immediately after you receive confirmation of them and notify T. Rowe Price of any inaccuracies.

Fund Operations and Shareholder Services

T. Rowe Price and The Bank of New York Mellon, subject to the oversight of T. Rowe Price, each provide certain accounting services to the T. Rowe Price Funds. T. Rowe Price Services, Inc., acts as the transfer agent and dividend disbursing agent and provides shareholder and administrative services to the funds. These companies receive compensation from the funds for their services. These fees are included in a fund's financial statements.

INFORMATION ON DISTRIBUTIONS AND TAXES

Each fund intends to qualify to be treated each year as a regulated investment company under Subchapter M of the Internal Revenue Code of 1986, as amended (Code). In order to qualify, a fund must satisfy certain income, diversification, and distribution requirements. A regulated investment company is not subject to U.S. federal income tax at the portfolio level on income and gains from investments that are distributed to shareholders. However, if a fund were to fail to qualify as a regulated investment company, and were ineligible to or otherwise did not cure such failure, the result would be fund-level taxation and, consequently, a reduction in income available for distribution to the fund's shareholders.

For a discussion of the tax status of your variable annuity contract, please refer to the insurance contract prospectus. Any tax forms applicable to your investment will be provided to you by your insurance company.

To the extent possible, all net investment income and realized capital gains are distributed to shareholders, which are the various

insurance companies that have established separate accounts in connection with their issuance of variable annuity and variable life insurance contracts.

Dividends and Other Distributions

The following table provides details on dividend payments:

Fund	Dividend Payment Schedule	
	Dividends	
Limited-Term Bond	<ul style="list-style-type: none"> • Shares normally begin to earn any dividends on the business day after payment is received by T. Rowe Price. • Dividends, if any, are declared daily and paid on the first business day of each month. 	
Equity Income, Equity Index 500, and Moderate Allocation	<ul style="list-style-type: none"> • Dividends, if any, are declared and paid quarterly, in March, June, September, and December. • Must be a shareholder on the dividend record date. 	
All other funds	<ul style="list-style-type: none"> • Dividends, if any, are declared and paid annually, generally in December. • Must be a shareholder on the dividend record date. 	
All funds	<ul style="list-style-type: none"> • If necessary, a fund may make additional distributions on short notice to minimize any fund level tax liabilities. 	

Shares of the Limited-Term Bond Portfolio will normally earn dividends through the date of redemption. The funds do not pay dividends in fractional cents. Any dividend amount earned for a particular day on all shares held that is one-half of one cent or greater (for example, \$0.016) will be rounded up to the next whole cent (\$0.02), and any amount that is less than one-half of one cent (for example, \$0.014) will be rounded down to the nearest whole cent (\$0.01). Please note that if the dividend payable on all shares held is less than one-half of one cent for a particular day, no dividend will be earned for that day.

All fund distributions made to a separate account will be reinvested automatically in additional fund shares, unless a shareholder (separate account) elects to receive distributions in cash. Under current law, dividends and distributions made by the fund to separate accounts are generally not taxable to the separate accounts, the insurance company, or the contract holder, provided that the separate account meets the diversification requirements of Code Section 817(h) and other tax-related requirements are satisfied. Each of the Variable Insurance Funds intends to diversify its investments in the manner required under Code Section 817(h).

Capital Gain Payments

A capital gain or loss is the difference between the purchase and sale price of a security. If a fund has net capital gains for the year (after subtracting any capital losses), they are usually declared and paid in December to shareholders of record on a specified date that month. If a second distribution is necessary, it is generally paid the following year. A fund may have to make additional capital gain distributions, if necessary, to comply with the applicable tax law.

RIGHTS RESERVED BY THE FUNDS

T. Rowe Price Funds and their agents, in their sole discretion, reserve the following rights: (1) to waive or lower investment minimums; (2) to accept initial purchases by telephone; (3) to refuse any purchase or exchange order; (4) to cancel or rescind any purchase or exchange order placed through a financial intermediary no later than the business day after the order is received by the financial intermediary (including, but not limited to, orders deemed to result in excessive trading, market timing, or 5% ownership); (5) to cease offering fund shares at any time to all or certain groups of investors; (6) to freeze any account and suspend account services when notice has been received of a dispute regarding the ownership of the account, or a legal claim against an account, upon initial notification to T. Rowe Price of a shareholder's death until T. Rowe Price receives required documentation in correct form, or if there is reason to believe a fraudulent transaction may occur; (7) to otherwise modify the conditions of purchase and modify or terminate any services at any time; (8) to waive any wire fees charged to a group of shareholders; (9) to act on instructions reasonably believed to be genuine; (10) to involuntarily redeem an account at the net asset value calculated the day the account is redeemed when permitted by law, including in cases of threatening or abusive conduct, suspected fraudulent or illegal activity, or if the fund or its

agent is unable, through its procedures, to verify the identity of the person(s) or entity opening an account; and (11) for the money market funds, to suspend redemptions to facilitate an orderly liquidation.


In an effort to protect T. Rowe Price Funds from the possible adverse effects of a substantial redemption in a large account, as a matter of general policy, no contract holder or participant or group of contract holders or participants controlled by the same person or group of persons will knowingly be permitted to purchase in excess of 5% of the outstanding shares of the fund, except upon approval by the fund's management.

A Statement of Additional Information for the T. Rowe Price family of funds, which includes additional information about the funds, has been filed with the SEC and is incorporated by reference into this prospectus. Further information about fund investments, including a review of market conditions and the manager's recent investment strategies and their impact on performance during the past fiscal year, is available in the annual and semiannual shareholder reports. To obtain free copies of any of these documents, or for shareholder inquiries, contact your insurance company. Certain documents and updated performance information are available through troweprice.com.

Fund reports and other fund information are available on the EDGAR Database on the SEC's internet site at sec.gov. Copies of this information may be obtained, after paying a duplicating fee, by electronic request at publicinfo@sec.gov.

T.RowePrice®

1940 Act File No. 811-07143
E304-040 5/1/23



PROSPECTUS

May 1, 2023

QAAHCX QAAHAX	T. ROWE PRICE Equity Income Portfolio Equity Income Portfolio Equity Income Portfolio—II Class
<p>The fund is only available as an investment option for variable annuity and variable life insurance contracts.</p> <p>The Securities and Exchange Commission (SEC) has not approved or disapproved these securities or passed upon the adequacy of this prospectus. Any representation to the contrary is a criminal offense.</p>	

Table of Contents

1	SUMMARY	
	Equity Income Portfolio	1
2	MORE ABOUT THE FUND	
	Management of the Fund	5
	More Information About the Fund's Investment Objective(s), Strategies, and Risks	6
	Portfolio Turnover	11
	Financial Highlights	11
	Disclosure of Fund Portfolio Information	14
3	T. ROWE PRICE ACCOUNT INFORMATION	
	Investing in T. Rowe Price Variable Insurance Portfolios	15
	Distribution and Shareholder Servicing Fees	15
	Pricing of Shares and Transactions	15
	General Policies Relating to Transactions	17
	Information on Distributions and Taxes	19
	Rights Reserved by the Funds	20

Investment Objective(s)

The fund seeks a high level of dividend income and long-term capital growth primarily through investments in stocks.

Fees and Expenses

This table describes the fees and expenses that you may pay if you buy, hold, and sell shares of the fund. **There may be additional expenses that apply, as described in your insurance contract prospectus, which are not reflected in the table or the example below.**

Fees and Expenses of the Fund

	Portfolio	Portfolio—II Class
Annual fund operating expenses (expenses that you pay each year as a percentage of the value of your investment)		
Management fees	0.85 % ^a	0.85 % ^a
Distribution and service (12b-1) fees	—	0.25
Other expenses	—	—
Total annual fund operating expenses	0.85	1.10
Fee waiver/expense reimbursement	(0.11) ^a	(0.11) ^a
Total annual fund operating expenses after fee waiver/expense reimbursement	0.74 ^a	0.99 ^a

^a T. Rowe Price Associates, Inc., has contractually agreed (at least through April 30, 2024) to waive a portion of the fund's management fees in order to limit the fund's management fees to 0.74% of the fund's average daily net assets. Thereafter, this agreement will automatically renew for one-year terms unless terminated or modified by the fund's Board of Directors. Any fees waived under this agreement are not subject to reimbursement to T. Rowe Price Associates, Inc., by the fund.

Example This example is intended to help you compare the cost of investing in the fund with the cost of investing in other mutual funds. The example assumes that you invest \$10,000 in the fund for the time periods indicated and then redeem all of your shares at the end of those periods, that your investment has a 5% return each year, and that the fund's operating expenses remain the same. The example also assumes that any current expense limitation arrangement remains in place for the period noted in the previous table; therefore, the figures have been adjusted to reflect fee waivers or expense reimbursements only in the periods for which the expense limitation arrangement is expected to continue. Although your actual costs may be higher or lower, based on these assumptions your costs would be:

	1 Year	3 Years	5 Years	10 Years
Portfolio	\$ 76	\$ 260	\$ 461	\$ 1,039
Portfolio—II Class	101	339	596	1,332

Portfolio Turnover The fund pays transaction costs, such as commissions, when it buys and sells securities (or “turns over” its portfolio). A higher portfolio turnover rate may indicate higher transaction costs and may result in higher taxes when the fund's shares are held in a taxable account. These costs, which are not reflected in annual fund operating expenses or in the example, affect the fund's performance. During the most recent fiscal year, the fund's portfolio turnover rate was 18.3% of the average value of its portfolio.

Investments, Risks, and Performance

Principal Investment Strategies

The fund will normally invest at least 80% of its net assets (including any borrowings for investment purposes) in common stocks, with an emphasis on large-cap stocks that have a strong track record of paying dividends or that are believed to be undervalued.

The fund typically employs a “value” approach in selecting investments. The fund's in-house research team seeks companies that appear to be undervalued by various measures and may be temporarily out of favor but have good prospects for capital appreciation and dividend growth.

In selecting investments, the adviser generally looks for companies in the aggregate with one or more of the following:

- an established operating history;

- above-average dividend yield relative to the broader equity market;
- low price/earnings ratio relative to the broader equity market;
- a sound balance sheet and other positive financial characteristics; or
- low stock price relative to a company's underlying value as measured by assets, cash flow, or business franchises.

The adviser generally seeks investments in large-cap companies and the fund's yield, which reflects the level of dividends paid by the fund, is expected to normally exceed the yield of the Russell 1000[®] Value Index.

At times, the fund may have a significant portion of its assets invested in the same economic sector, such as the financial sector.

While most assets will typically be invested in U.S. common stocks, the fund may invest in foreign stocks in keeping with its objective(s).

Principal Risks

As with any fund, there is no guarantee that the fund will achieve its objective(s). The fund's share price fluctuates, which means you could lose money by investing in the fund. The principal risks of investing in this fund, which may be even greater in bad or uncertain market conditions, are summarized as follows:

Dividend-paying stocks The fund's emphasis on dividend-paying stocks could cause the fund to underperform similar funds that invest without consideration of a company's track record of paying dividends. Stocks of companies with a history of paying dividends may not participate in a broad market advance to the same degree as most other stocks, and a sharp rise in interest rates or economic downturn could cause a company to unexpectedly reduce or eliminate its dividend.

Stock investing Stocks generally fluctuate in value more than bonds and may decline significantly over short time periods. There is a chance that stock prices overall will decline because stock markets tend to move in cycles, with periods of rising and falling prices. The value of stocks held by the fund may decline due to general weakness or volatility in the stock markets in which the fund invests or because of factors that affect a particular company or industry.

Value investing Different investment styles tend to shift in and out of favor depending on market conditions and investor sentiment. The fund's value approach to investing could cause it to underperform other stock funds that employ a different investment style. The intrinsic value of a stock with value characteristics may not be fully recognized by the market for a long time (or at all) or a stock judged to be undervalued may actually be appropriately priced at a low level.

Market conditions The value of the fund's investments may decrease, sometimes rapidly or unexpectedly, due to factors affecting an issuer held by the fund, particular industries, or the overall securities markets. A variety of factors can increase the volatility of the fund's holdings and markets generally, including political or regulatory developments, recessions, inflation, rapid interest rate changes, war, military conflict, or acts of terrorism, natural disasters, and outbreaks of infectious illnesses or other widespread public health issues such as the coronavirus pandemic and related governmental and public responses (including sanctions). Certain events may cause instability across global markets, including reduced liquidity and disruptions in trading markets, while some events may affect certain geographic regions, countries, sectors, and industries more significantly than others. Government intervention in markets may impact interest rates, market volatility, and security pricing. These adverse developments may cause broad declines in market value due to short-term market movements or for significantly longer periods during more prolonged market downturns.

Large-cap stocks Securities issued by large-cap companies tend to be less volatile than securities issued by small- and mid-cap companies. However, large-cap companies may not be able to attain the high growth rates of successful small- and mid-cap companies, especially during strong economic periods, and may be unable to respond as quickly to competitive challenges.

Sector exposure At times, the fund may have a significant portion of its assets invested in securities of issuers conducting business in a broadly related group of industries within the same economic sector. Issuers in the same economic sector may be similarly affected by economic or market events, making the fund more vulnerable to unfavorable developments in that economic sector than funds that invest more broadly.

Banks and financial services companies Because the fund may invest significantly in banks and other financial services companies, the fund is more susceptible to adverse developments affecting such companies and may perform poorly during a downturn that impacts the financial sector. Banks and other financial services companies can be adversely affected by, among other things, regulatory changes, interest rate movements, the availability of capital and cost to borrow, and the rate of debt defaults.

Foreign investing Investments in the securities of non-U.S. issuers may be adversely affected by local, political, social, and economic conditions overseas; greater volatility; reduced liquidity; or decreases in foreign currency values relative to the U.S. dollar. The risks of

investing outside the U.S. are heightened for any investments in emerging markets, which are susceptible to greater volatility than investments in developed markets.

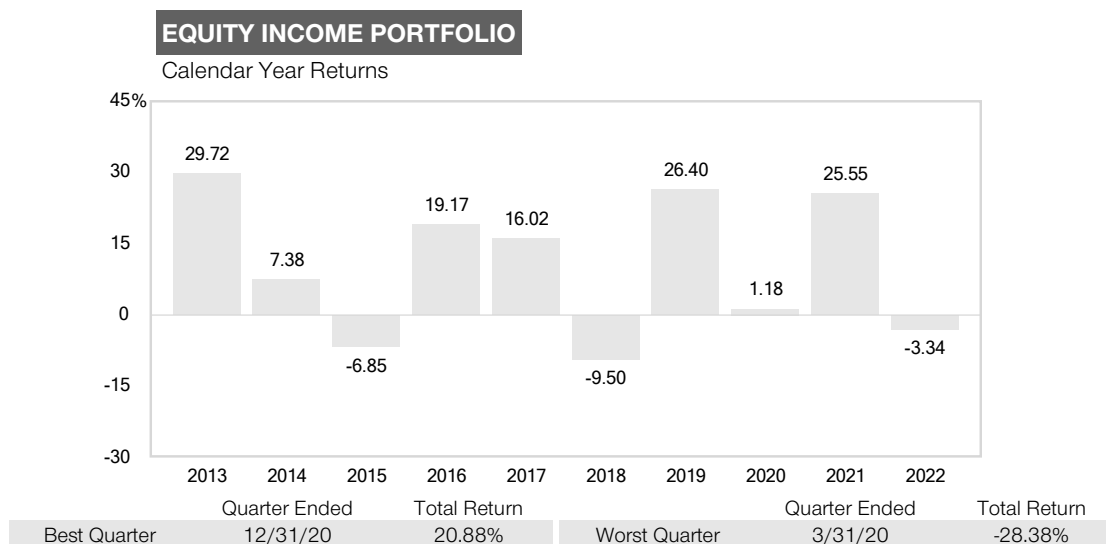
Active management The fund's overall investment program and holdings selected by the fund's investment adviser may underperform the broad markets, relevant indices, or other funds with similar objectives and investment strategies.

Cybersecurity breaches The fund could be harmed by intentional cyberattacks and other cybersecurity breaches, including unauthorized access to the fund's assets, customer data and confidential shareholder information, or other proprietary information. In addition, a cybersecurity breach could cause one of the fund's service providers or financial intermediaries to suffer unauthorized data access, data corruption, or loss of operational functionality.

Performance

The following performance information provides some indication of the risks of investing in the fund. The fund's performance information represents only past performance and is not necessarily an indication of future results.

The following bar chart illustrates how much returns can differ from year to year by showing calendar year returns and the best and worst calendar quarter returns during those years for the fund's Portfolio Class. Returns for other share classes vary since they have different expenses.



The following table shows the average annual total returns for each class of the fund that has been in operation for at least one full calendar year, and also compares the returns with the returns of a relevant broad-based market index, as well as with the returns of one or more comparative indexes that have investment characteristics similar to those of the fund, if applicable.

Average Annual Total Returns

	Periods ended December 31, 2022			Inception date
	1 Year	5 Years	10 Years	
Portfolio	-3.34 %	7.03 %	9.68 %	03/31/1994
Portfolio—II Class	-3.59	6.77	9.41	04/30/2002
Russell 1000® Value Index (reflects no deduction for fees, expenses, or taxes)	-7.54	6.67	10.29	
Lipper Variable Annuity Underlying Equity Income Funds Average	-4.73	6.93	9.86	

Updated performance information is available through [troweprice.com](https://www.troweprice.com).

Management

Investment Adviser T. Rowe Price Associates, Inc. (T. Rowe Price or Price Associates)

Portfolio Manager	Title	Managed Fund Since	Joined Investment Adviser
John D. Linehan	Chair of Investment Advisory Committee	2015	1998

Purchase and Sale of Fund Shares

The fund is not sold directly to the general public but is instead offered as an underlying investment option for variable annuity or variable life insurance contracts. Although the fund does not require a minimum amount for initial or subsequent purchases from insurance companies, your insurance company may impose investment minimums for your purchases of the fund.

You may purchase, redeem, or exchange shares of the fund on any day the New York Stock Exchange is open for business. You must purchase, redeem, and exchange shares through your insurance company.

Tax Information

The fund distributes any dividends and capital gains to its shareholders, which are the insurance company separate accounts that sponsor your variable annuity or variable life insurance contract. Variable product owners seeking to understand the tax consequences of their investment, including redemptions of fund shares and the impact of dividend and capital gains distributions by the fund, should consult with the insurance company that issued their variable product or refer to their variable annuity or variable life insurance contract prospectus.

Payments to Insurance Companies, Broker-Dealers, and Other Financial Intermediaries

The fund is generally available only through variable annuity or variable life insurance contracts. The fund and/or its related companies may make payments to a sponsoring insurance company or other financial intermediary for the sale of fund shares and related services. These payments may create a conflict of interest by influencing the insurance company or other financial intermediary to recommend the fund over another investment option or by influencing an insurance company to include the fund as an underlying investment option in a variable contract. The prospectus (or other offering document) for your variable contract may contain additional information about these payments. Ask your insurance company or financial intermediary, or visit your insurance company's or financial intermediary's website, for more information.

MANAGEMENT OF THE FUND

Investment Adviser(s)

T. Rowe Price is the fund's investment adviser and oversees the selection of the fund's investments and management of the fund's portfolio pursuant to an investment management agreement between the investment adviser and the fund. T. Rowe Price is the investment adviser for all funds sponsored and managed by T. Rowe Price (T. Rowe Price Funds); is an SEC-registered investment adviser that provides investment management services to individual and institutional investors and sponsors; and serves as adviser and subadviser to registered investment companies, institutional separate accounts, and common trust funds. The address for T. Rowe Price is 100 East Pratt Street, Baltimore, Maryland 21202. As of December 31, 2022, T. Rowe Price and its affiliates (Firm) had approximately \$1.27 trillion in assets under management and provided investment management services for more than 6.0 million individual and institutional investor accounts.

Portfolio Management

T. Rowe Price has established an Investment Advisory Committee with respect to the fund. The committee chair is ultimately responsible for the day-to-day management of the fund's portfolio and works with the committee in developing and executing the fund's investment program. The members of the committee are as follows: John D. Linehan, chair, Jason Adams, Ziad Bakri, David Corris, Ryan S. Hedrick, Kate Hobbs, Jonathan R. Hussey, Shinwoo Kim, Gregory Locraft, Heather K. McPherson, Andy Peters, Melanie A. Abate Rizzo, Daniel Shear, Matthew J. Snowling, Preeta Ragavan Srinivasan, and Steven Strycula. The following information provides the year that the chair first joined the Firm and the chair's specific business experience during the past five years (although the chair may have had portfolio management responsibilities for a longer period). Mr. Linehan has been chair of the committee since 2015. He joined the Firm in 1998, and his investment experience dates from 1989. He has served as a portfolio manager with the Firm throughout the past five years. The Statement of Additional Information (SAI) provides additional information about the portfolio manager's compensation, other accounts managed by the portfolio manager, and the portfolio manager's ownership of the fund's shares.

The Management Fee

The fund pays the investment adviser an annual all-inclusive management fee of 0.85% based on the fund's average daily net assets. The management fee is calculated and accrued daily, and it includes investment management services and ordinary, recurring operating expenses but does not cover interest; expenses related to borrowings, taxes, brokerage, and other transaction costs; or nonrecurring, extraordinary expenses.

A discussion about the factors considered by the fund's Board of Directors (Board) and its conclusions in approving the fund's investment management agreement (and any subadvisory agreement, if applicable) appear in the fund's semiannual shareholder report for the period ended June 30.

Variable Annuity Contracts and Variable Life Insurance Charges

Variable annuity and variable life insurance fees and charges imposed on contract holders and participants by the insurance companies are in addition to those described previously and are described in the variable annuity contract and variable life insurance prospectuses.

Variable Annuity Contracts and Variable Life Insurance Conflicts

The fund may serve as an investment medium for both variable annuity contracts and variable life insurance policies. Shares of the fund may be offered to separate accounts established by any number of insurance companies. The fund currently does not foresee any disadvantages to variable annuity contract owners due to the fact that the fund may serve as an investment medium for both variable annuity contracts and variable life insurance policies; however, due to differences in tax treatment or other considerations, it is theoretically possible that the interests of owners of variable annuity contracts and variable life insurance policies for which the fund serves as an investment medium might at some time be in conflict. The fund's Board is required to monitor events to identify any material conflicts between variable annuity contract owners and variable life policy owners, and will determine what action, if any, should be taken in the event of such a conflict. If such a conflict were to occur, an insurance company participating in the fund might be required to redeem the investment of one or more of its separate accounts from the fund. This might force the fund to sell securities at disadvantageous prices.

MORE INFORMATION ABOUT THE FUND'S INVESTMENT OBJECTIVE(S), STRATEGIES, AND RISKS

Investment Objective(s)

The fund seeks a high level of dividend income and long-term capital growth primarily through investments in stocks.

Principal Investment Strategies

The fund will normally invest at least 80% of its net assets (including any borrowings for investment purposes) in common stocks, with an emphasis on large-cap stocks that have a strong track record of paying dividends or that are believed to be undervalued. Shareholders will receive at least 60 days' prior notice of a change to the fund's 80% investment policy.

Dividends are normally a more stable and predictable component of total return than capital appreciation. While the price of a company's stock can go up or down in response to earnings or to fluctuations in the general market, stocks paying a high level of dividend income tend to be less volatile than those with below-average dividends and may hold up better in falling markets.

The adviser believes that income can be a significant contributor to total return over time and expects the fund's yield to be above that of the Russell 1000[®] Value Index. The fund will tend to take a "value" approach and invest in stocks and other securities that appear to be temporarily undervalued by various measures, such as price/earnings ratios.

Some of the principal measures used to identify such stocks are:

Price/earnings ratio Dividing a stock's price by its earnings per share generates a price/earnings or P/E ratio. A stock with a P/E ratio that is significantly below that of its peers, the market as a whole, or its own historical norm may represent an attractive opportunity.

Price/book value ratio Dividing a stock's price by its book value per share indicates how a stock is priced relative to the accounting (i.e., book) value of the company's assets. A ratio below the market, that of its competitors, or its own historical norm could indicate a stock that is undervalued.

Dividend yield A stock's dividend yield is found by dividing its annual dividend by its share price. A yield significantly above a stock's own historical norm or that of its peers may suggest an investment opportunity. A stock selling at \$10 with an annual dividend of \$0.50 has a 5% yield.

Price/cash flow Dividing a stock's price by the company's cash flow per share, rather than by its earnings or book value, provides a more useful measure of value in some cases. A ratio below that of the market or a company's peers suggests the market may be incorrectly valuing the company's cash flow for reasons that could be temporary.

Undervalued assets This analysis compares a company's stock price with its underlying asset values, its projected value in the private (as opposed to public) market, or its expected value if the company or parts of it were sold or liquidated.

Restructuring opportunities Many well-established companies experience business challenges that can lead to a temporary decline in their financial performance. These challenges can include a poorly integrated acquisition, difficulties in product manufacturing or distribution, a downturn in a major end market, or an increase in industry capacity that negatively affects pricing. The shares of such companies frequently trade at depressed valuations. These companies can become successful investments if their management is sufficiently skilled and motivated to properly restructure the organization, their financial flexibility is adequate, the underlying value of the business has not been impaired, or their business environment improves or remains healthy.

Numerous situations exist in which a company's intrinsic value may not be reflected in its stock price. For example, a company may own a substantial amount of real estate that is valued on its financial statements well below market levels. If those properties were to be sold, or if their hidden value became recognized, the company's stock price could rise. In another example, a company's management could spin off an unprofitable division into a separate company, potentially increasing the value of the parent. Or, in the reverse, a parent company could spin off a profitable division that has not drawn the attention it deserves, potentially resulting in higher valuations for both entities. Sometimes new management can revitalize companies that have grown too large or lost their focus, eventually leading to improved profitability. Management could increase shareholder value by using excess cash flow to pay down debt, buy back outstanding shares of common stock, or raise the dividend.

The fund's emphasis on stocks of established companies paying high dividends and its potential investments in fixed-income securities may limit its potential for appreciation in a broad market advance. Such securities may be hurt when interest rates rise sharply. Also, a company may reduce or eliminate its dividend.

The adviser generally seeks investments in large-cap companies and the fund's yield, which reflects the level of dividends paid by the fund, is expected to normally exceed the yield of the Russell 1000[®] Value Index.

At times, the fund may have a significant portion of its assets invested in the same economic sector, such as the financial sector.

While most assets will typically be invested in U.S. common stocks, the fund may invest in foreign stocks in keeping with its objective(s).

The Firm integrates environmental, social, and governance (ESG) factors into its investment research process for certain investments. While ESG matters vary widely, we generally consider ESG factors such as climate change, resource depletion, labor standards, diversity, human rights issues, and governance structure and practices. For certain types of investments, including, but not limited to, cash, currency positions, and particular types of derivatives, an ESG analysis may not be relevant or possible due to a lack of data. Where ESG considerations are integrated into the investment research process, we focus on the ESG factors we consider most likely to have a material impact on the performance of the holdings in the fund's portfolio. We may conclude that other attributes of an investment outweigh ESG considerations when making investment decisions for the fund.

In pursuing its investment objective(s), the fund has the discretion to deviate from its normal investment criteria. These situations might arise when the adviser believes a security could increase in value for a variety of reasons, including an extraordinary corporate event, a new product introduction or innovation, a favorable competitive development, or a change in management.

The fund may sell assets for a variety of reasons, including in response to a change in the original investment considerations or to limit losses, adjust the characteristics of the overall portfolio, or redeploy assets into different opportunities.

The fund invests in the following types of securities or assets:

Common and Preferred Stocks

Stocks represent shares of ownership in a company. Generally, preferred stocks have a specified dividend rate and rank after bonds and before common stocks in their claim on income for dividend payments and on assets should the company be liquidated. After other claims are satisfied, common stockholders participate in company profits on a pro-rata basis and profits may be paid out in dividends or reinvested in the company to help it grow. Increases and decreases in earnings are usually reflected in a company's stock price, so common stocks generally have the greatest appreciation and depreciation potential of all corporate securities. Unlike common stock, preferred stock does not ordinarily carry voting rights. While most preferred stocks pay a dividend, the fund may decide to purchase preferred stock where the issuer has suspended, or is in danger of suspending, payment of its dividend.

Foreign Securities

Investments in foreign securities could include non-U.S. dollar-denominated securities traded outside the U.S. and U.S. dollar-denominated securities of foreign issuers traded in the U.S. The fund may purchase American Depositary Receipts and Global Depositary Receipts, which are certificates evidencing ownership of shares of a foreign issuer. American Depositary Receipts and Global Depositary Receipts trade on established markets and are alternatives to directly purchasing the underlying foreign securities in their local markets and currencies. Such investments are subject to many of the same risks associated with investing directly in foreign securities. For purposes of the fund's investment policies, investments in depositary receipts are deemed to be investments in the underlying securities. For example, a depositary receipt representing ownership of common stock will be treated as common stock.

Principal Risks

The principal risks associated with the fund's principal investment strategies, which may be even greater in bad or uncertain market conditions, include the following:

Dividend-paying stocks The fund's emphasis on dividend-paying stocks could cause the fund to underperform similar funds that invest without consideration of a company's track record of paying dividends. There is no guarantee that the issuers of the stocks held by the fund will declare dividends in the future or that, if dividends are declared, they will remain at their current levels or increase over time. For example, a sharp rise in interest rates or economic downturn could cause a company to unexpectedly reduce or eliminate its dividend. In addition, stocks of companies with a history of paying dividends may not benefit from a broad market advance to the same degree as the overall stock market.

Stock investing The fund's share price can fall because of weakness in the overall stock markets, a particular industry, or specific holdings. Stock markets as a whole can be volatile and decline for many reasons, such as adverse local, political, regulatory, or economic developments; changes in investor psychology; or heavy selling at the same time by major institutional investors in the market. The prospects for an industry or company may deteriorate because of a variety of factors, including disappointing earnings or

changes in the competitive environment. In addition, the adviser's assessment of companies whose stocks are held by the fund may prove incorrect, resulting in losses or poor performance, even in rising markets. In the event an issuer is liquidated or declares bankruptcy, the claims of owners of the issuer's bonds and preferred stock take precedence over the claims of those who own common stock.

Value investing Finding undervalued stocks requires considerable research to identify the particular company, analyze its financial condition and prospects, and assess the likelihood that the stock's underlying value will be recognized by the market and reflected in its price. A value approach to investing carries the risk that the market will not recognize a security's intrinsic value for a long time or that a stock judged to be undervalued may actually be appropriately priced.

Market conditions The value of investments held by the fund may decline, sometimes rapidly or unpredictably, due to factors affecting certain issuers, particular industries or sectors, or the overall markets. Rapid or unexpected changes in market conditions could cause the fund to liquidate its holdings at inopportune times or at a loss or depressed value. The value of a particular holding may decrease due to developments related to that issuer, but also due to general market conditions, including real or perceived economic developments, such as changes in interest rates, credit quality, inflation, or currency rates, or generally adverse investor sentiment. The value of a holding may also decline due to factors that negatively affect a particular industry or sector, such as labor shortages, increased production costs, or competitive conditions. In addition, local, regional, or global events such as war, military conflict, acts of terrorism, political and social unrest, regulatory changes, recessions, shifts in monetary or trade policies, natural or environmental disasters, and the spread of infectious diseases or other public health issues could have a significant negative impact on securities markets and the fund's investments. Any of these events may lead to unexpected suspensions or closures of securities exchanges; travel restrictions or quarantines; business disruptions and closures; inability to obtain raw materials, supplies, and component parts; reduced or disrupted operations for the fund's service providers or issuers in which the fund invests; and an extended adverse impact on global market conditions. Government intervention (including sanctions) in markets may impact interest rates, market volatility, and security pricing. The occurrence of any of these events could adversely affect the economies (including through changes in business activity and increased unemployment) and financial markets of specific countries or worldwide.

Large-cap stocks Although stocks issued by large-cap companies tend to have less overall volatility than stocks issued by small- and mid-cap companies, large-cap companies may not be able to attain the high growth rates of successful small- and mid-cap companies, especially during strong economic periods. In addition, large-cap companies may be less capable of responding quickly to competitive challenges and industry changes, and may suffer sharper price declines as a result of earnings disappointments.

Sector exposure At times, the fund may have a significant portion of its assets invested in securities of issuers conducting business in a related group of industries within the same economic sector. Issuers within the same economic sector may be similarly affected by specific market events impacting that sector. As a result, the fund is more susceptible to adverse developments affecting an economic sector in which the fund has significant investments and may perform poorly during a downturn in one or more of the industries within that economic sector.

Banks and financial services companies To the extent the fund has significant investments in financial services companies, it is more susceptible to adverse developments affecting such companies and may perform poorly during a downturn in the banking industry and financial services sector. Banks can be adversely affected by, among other things, regulatory changes, interest rate movements, the availability of capital and the cost to borrow, and the rate of debt defaults. Banks and other financial services institutions are often subject to extensive governmental regulation and intervention, and the potential for additional regulation could reduce profit margins and adversely affect the scope of their activities, increase the amount of capital they must maintain, and limit the amounts and types of loans and other financial commitments they can make. In addition, companies in the financial sector may also be adversely affected by decreases in the availability of money or asset valuations, credit rating downgrades, increased competition, and adverse conditions in other related markets.

The oversight of, and regulations applicable to, banks in emerging markets may be ineffective when compared with the regulatory frameworks for banks in developed markets. Banks in emerging markets may have significantly less access to capital than banks in more developed markets, leading them to be more likely to fail under adverse economic conditions. In addition, the impact of future regulation on any individual bank, or on the financial services sector as a whole, can be very difficult to predict.

Foreign investing The fund's investments outside the U.S. are subject to special risks, whether the securities (including depositary receipts and other instruments that represent interests in a non-U.S. issuer) are denominated in U.S. dollars or foreign currencies. These risks include potentially adverse local, political, social, and economic conditions overseas; greater volatility; lower liquidity; and the possibility that settlement practices and regulatory and accounting standards will differ from those of U.S. issuers. Foreign currencies could decline against the U.S. dollar, lowering the value of securities denominated in those currencies and possibly the

fund's share price. These risks are heightened for any investments in emerging markets, which are more susceptible to governmental interference, less efficient trading markets, and the imposition of local taxes or restrictions on gaining access to sales proceeds for foreign investors.

Active management The investment adviser's judgments about the attractiveness, value, or potential appreciation of the fund's investments may prove to be incorrect. The fund could underperform other funds with a similar benchmark or similar investment program if the fund's investment selections or overall strategies fail to produce the intended results. Regulatory, tax, or other developments may affect the investment strategies available to a portfolio manager, which could adversely affect the ability to implement the fund's overall investment program and achieve the fund's investment objective(s).

Cybersecurity breaches The fund may be subject to operational and information security risks resulting from breaches in cybersecurity. Cybersecurity breaches may involve deliberate attacks and unauthorized access to the digital information systems (for example, through "hacking" or malicious software coding) used by the fund, its investment adviser and subadviser(s) (as applicable), or its third-party service providers but may also result from outside attacks such as denial-of-service attacks, which are efforts to make network services unavailable to intended users. These breaches may, among other things, result in financial losses to the fund and its shareholders, cause the fund to lose proprietary information, disrupt business operations, or result in the unauthorized release of confidential information. Further, cybersecurity breaches involving the fund's third-party service providers, financial intermediaries, trading counterparties, or issuers in which the fund invests could subject the fund to many of the same risks associated with direct breaches.

Additional Investment Management Practices

The SAI contains more detailed information about the fund and its investments, operations, and expenses. The fund's investments may be subject to further restrictions and risks described in the SAI.

Investments in Other Investment Companies

The fund may invest in other investment companies, including mutual funds, exchange-traded funds, and closed-end funds, subject to any applicable limitations under the Investment Company Act of 1940.

The fund may purchase the securities of another investment company to temporarily gain exposure to a portion of the market while awaiting the purchase of securities or as an efficient means of gaining exposure to a particular asset class. The fund might also purchase shares of another investment company, including shares of other T. Rowe Price Funds, to gain exposure to the securities in the investment company's portfolio at times when the fund may not be able to buy those securities directly, or as a means of gaining efficient and cost-effective exposure to certain asset classes. Any investment in another investment company would be consistent with the fund's objective(s) and investment program.

The risks of owning another investment company are generally similar to the risks of investing directly in the securities in which that investment company invests. However, an investment company may not achieve its investment objective or execute its investment strategy effectively, which may adversely affect the fund's performance. In addition, because closed-end funds and exchange-traded funds trade on a secondary market, their shares may trade at a premium or discount to the actual net asset value of their portfolio securities, and their shares may have greater volatility if an active trading market does not exist.

As a shareholder of another investment company, the fund must pay its pro-rata share of that investment company's fees and expenses. If the fund invests in another T. Rowe Price Fund, the management fee paid by the fund will be reduced to ensure that the fund does not incur duplicate management fees as a result of its investment.

Investments in other investment companies could allow the fund to obtain the benefits of a more diversified portfolio than might otherwise be available through direct investments in a particular asset class and will subject the fund to the risks associated with the particular asset class or asset classes in which an underlying fund invests.

Illiquid Investments

Some of the fund's holdings may be considered illiquid because they are subject to legal or contractual restrictions on resale or because they cannot reasonably be expected to be sold or disposed of in current market conditions in seven calendar days or less without the sale or disposition significantly changing the market value of the investment. The determination of liquidity involves a variety of factors. Illiquid investments may include private placements that are sold directly to a small number of investors, usually institutions. Unlike public offerings, such securities are not registered with the SEC. Although certain of these securities may be readily sold (for example, pursuant to Rule 144A under the Securities Act of 1933) and therefore deemed liquid, others may have resale restrictions and be considered illiquid. The sale of illiquid investments may involve substantial delays and additional costs, and the fund may only be

able to sell such investments at prices substantially lower than what it believes they are worth. In addition, the fund's investments in illiquid investments may reduce the returns of the fund because it may be unable to sell such investments at an advantageous time, which could prevent the fund from taking advantage of other investment opportunities.

Temporary Defensive Position

The fund may assume a temporary defensive position to respond to adverse market, economic, political, or other conditions, such as to provide flexibility in meeting redemptions, pay expenses, or manage cash flows. The temporary defensive position may be inconsistent with the fund's principal investment objective(s) and/or strategies, which may impact the fund's returns or its ability to achieve its investment objective(s). For temporary defensive purposes, the fund may invest without limit in cash or other liquid instruments.

Reserve Position

A certain portion of the fund's assets may be held in reserves. The fund's reserve positions will typically consist of: (1) shares of a T. Rowe Price internal money market fund or short-term bond fund (which do not charge any management fees and are not available for public purchase); (2) short-term, high-quality U.S. and non-U.S. dollar-denominated money market securities, including repurchase agreements; and (3) U.S. dollar or non-U.S. dollar currencies. If the fund has significant holdings in reserves, it could compromise its ability to achieve its objective(s). Non-U.S. dollar reserves are subject to currency risk.

Borrowing Money and Transferring Assets

The fund may borrow from banks, other persons, and other T. Rowe Price Funds for temporary or emergency purposes, to facilitate redemption requests, or for other purposes consistent with the fund's policies as set forth in this prospectus and the SAI. Such borrowings may be collateralized with the fund's assets, subject to certain restrictions.

Borrowings may not exceed 33⅓% of the fund's total assets. This limitation includes any borrowings for temporary or emergency purposes, applies at the time of the transaction, and continues to the extent required by the Investment Company Act of 1940.

Meeting Redemption Requests

We expect that the fund will hold cash or cash equivalents to meet redemption requests. The fund may also use the proceeds from the sale of portfolio securities to meet redemption requests if consistent with the management of the fund. These redemption methods will be used regularly and may also be used in deteriorating or stressed market conditions. The fund reserves the right to pay redemption proceeds with securities from the fund's portfolio rather than in cash (redemptions in-kind), as described under "Large Redemptions." Redemptions in-kind are typically used to meet redemption requests that represent a large percentage of the fund's net assets in order to minimize the effect of large redemptions on the fund and its remaining shareholders. In general, any redemptions in-kind will represent a pro-rata distribution of the fund's securities, subject to certain limited exceptions. Redemptions in-kind may be used regularly in circumstances as described above (generally if the shareholder is able to accept securities in-kind) and may also be used in stressed market conditions.

The fund, along with other T. Rowe Price Funds, is a party to an interfund lending exemptive order received from the SEC that permits the T. Rowe Price Funds to borrow money from and/or lend money to other T. Rowe Price Funds to help the funds meet short-term redemptions and liquidity needs.

During periods of deteriorating or stressed market conditions, when an increased portion of the fund's portfolio may be composed of holdings with reduced liquidity or lengthy settlement periods, or during extraordinary or emergency circumstances, the fund may be more likely to pay redemption proceeds with cash obtained through interfund lending or short-term borrowing arrangements (if available) or by redeeming a large redemption request in-kind.

Lending of Portfolio Securities

The fund may lend its portfolio securities to broker-dealers, other institutions, or other persons to earn additional income. Risks include the potential insolvency of the broker-dealer or other borrower that could result in delays in recovering securities and capital losses. Additionally, losses could result from the reinvestment of collateral received on loaned securities in investments that decline in value, default, or do not perform as well as expected. Cash collateral from securities lending is invested in a T. Rowe Price short-term bond or money market fund.

PORTFOLIO TURNOVER

Turnover is an indication of frequency of trading. Each time the fund purchases or sells a security, it incurs a cost. This cost is reflected in the fund's net asset value but not in its operating expenses. The higher the turnover rate, the higher the transaction costs and the greater the impact on the fund's total return. Higher turnover can also increase the possibility of taxable capital gain distributions. The fund's portfolio turnover rates are shown in the Financial Highlights tables.

FINANCIAL HIGHLIGHTS

The Financial Highlights tables, which provide information about each class' financial history, are based on a single share outstanding throughout the periods shown. The tables are part of the fund's financial statements, which are included in its annual report and are incorporated by reference into the SAI (available upon request). The financial statements in the annual report were audited by the fund's independent registered public accounting firm, PricewaterhouseCoopers LLP.

FINANCIAL HIGHLIGHTS

For a share outstanding throughout each period

Equity Income Portfolio Class

	Year Ended				
	12/31/22	12/31/21	12/31/20	12/31/19	12/31/18
NET ASSET VALUE					
Beginning of period	\$30.07	\$26.21	\$27.13	\$23.36	\$29.27
Investment activities					
Net investment income ⁽¹⁾⁽²⁾	0.57	0.48	0.54	0.61	0.58
Net realized and unrealized gain/loss	(1.60)	6.12	(0.34)	5.49	(3.28)
Total from investment activities	(1.03)	6.60	0.20	6.10	(2.70)
Distributions					
Net investment income	(0.55)	(0.48)	(0.55)	(0.62)	(0.59)
Net realized gain	(1.48)	(2.26)	(0.57)	(1.71)	(2.62)
Total distributions	(2.03)	(2.74)	(1.12)	(2.33)	(3.21)
NET ASSET VALUE					
End of period	\$27.01	\$30.07	\$26.21	\$27.13	\$23.36
Ratios/Supplemental Data					
Total return⁽²⁾⁽³⁾	(3.34)%	25.55%	1.18%	26.40%	(9.50)%
Ratios to average net assets: ⁽²⁾					
Gross expenses before waivers/payments by Price Associates ⁽⁴⁾	0.85%	0.85%	0.85%	0.85%	0.80%
Net expenses after waivers/payments by Price Associates	0.74%	0.74%	0.74%	0.74%	0.80%
Net investment income	1.96%	1.60%	2.30%	2.31%	2.01%
Portfolio turnover rate	18.3%	19.8%	27.7%	19.5%	16.5%
Net assets, end of period (in millions)	\$434	\$491	\$430	\$477	\$428

⁽¹⁾ Per share amounts calculated using average shares outstanding method.⁽²⁾ Includes the impact of expense-related arrangements with Price Associates.⁽³⁾ Total return reflects the rate that an investor would have earned on an investment in the fund during each period, assuming reinvestment of all distributions, and payment of no redemption or account fees, if applicable.⁽⁴⁾ Prior to 12/31/19, the gross expense ratios presented are net of a management fee waiver in effect during the period, as applicable.

FINANCIAL HIGHLIGHTS

For a share outstanding throughout each period

Equity Income Portfolio - II Class

	Year Ended	12/31/21	12/31/20	12/31/19	12/31/18
NET ASSET VALUE					
Beginning of period	\$29.91	\$26.10	\$27.01	\$23.27	\$29.16
Investment activities					
Net investment income ⁽¹⁾⁽²⁾	0.50	0.41	0.48	0.55	0.51
Net realized and unrealized gain/loss	(1.60)	6.08	(0.33)	5.45	(3.26)
Total from investment activities	(1.10)	6.49	0.15	6.00	(2.75)
Distributions					
Net investment income	(0.48)	(0.42)	(0.49)	(0.55)	(0.52)
Net realized gain	(1.48)	(2.26)	(0.57)	(1.71)	(2.62)
Total distributions	(1.96)	(2.68)	(1.06)	(2.26)	(3.14)
NET ASSET VALUE					
End of period	\$26.85	\$29.91	\$26.10	\$27.01	\$23.27
Ratios/Supplemental Data					
Total return ⁽²⁾⁽³⁾	(3.59)%	25.22%	0.96%	26.04%	(9.69)%
Ratios to average net assets: ⁽²⁾					
Gross expenses before waivers/payments by Price Associates ⁽⁴⁾					
	1.10%	1.10%	1.10%	1.10%	1.05%
Net expenses after waivers/payments by Price Associates					
	0.99%	0.99%	0.99%	0.99%	1.05%
Net investment income	1.73%	1.36%	2.05%	2.07%	1.77%
Portfolio turnover rate	18.3%	19.8%	27.7%	19.5%	16.5%
Net assets, end of period (in thousands)	\$283,936	\$295,512	\$236,856	\$238,540	\$183,383

⁽¹⁾ Per share amounts calculated using average shares outstanding method.⁽²⁾ Includes the impact of expense-related arrangements with Price Associates.⁽³⁾ Total return reflects the rate that an investor would have earned on an investment in the fund during each period, assuming reinvestment of all distributions, and payment of no redemption or account fees, if applicable.⁽⁴⁾ Prior to 12/31/19, the gross expense ratios presented are net of a management fee waiver in effect during the period, as applicable.

DISCLOSURE OF FUND PORTFOLIO INFORMATION

Most T. Rowe Price Funds disclose their calendar quarter-end portfolio holdings on troweprice.com 15 calendar days after each quarter. At the discretion of the investment adviser, these holdings reports may exclude the issuer name and other information relating to a holding in order to protect the fund's interests and to prevent harm to the fund or its shareholders. In addition, most T. Rowe Price Funds disclose their 10 largest holdings, along with the percentage of the relevant fund's total assets that each of the 10 holdings represents, on troweprice.com on the seventh business day after each month-end. These holdings are listed in numerical order based on such percentages of the fund's assets. A description of T. Rowe Price's policies and procedures with respect to the disclosure of portfolio information is available in the SAI.

The following policies and procedures generally apply to the T. Rowe Price Variable Insurance Portfolios, which are T. Rowe Price mutual funds specifically designed to be made available through variable annuity or variable life insurance contracts. For instructions on how to purchase and redeem shares of the funds, you should refer to your insurance contract prospectus.

INVESTING IN T. ROWE PRICE VARIABLE INSURANCE PORTFOLIOS

Shares of the Variable Insurance Portfolios are designed to be offered to insurance company separate accounts established for the purpose of funding variable annuity and variable life insurance contracts. The variable annuity and variable life insurance contracts holders or participants are not the shareholders of the funds. Rather, the separate account of the insurance company is the shareholder. The variable annuity and variable life insurance contracts are described in separate prospectuses issued by the insurance companies. The funds assume no responsibility for any insurance company prospectuses or variable annuity or variable life insurance contracts.

Some of the Variable Insurance Portfolios are available only in a single share class, while some of the Variable Insurance Portfolios are also available in a II Class. Shares of the funds are sold and redeemed without the imposition of any sales charges, commissions, or redemption fees, although shares of the II Class are subject to a 12b-1 fee at a rate of up to 0.25% of the class' average daily net assets. In addition, certain other charges may apply to variable annuity or variable life insurance contracts. Those charges are disclosed in the insurance contract prospectus.

Your ability to exchange from these funds into any other T. Rowe Price Fund that serves as an investment option under your insurance contract is governed by the terms of that contract and the insurance contract prospectus, as well as the funds' Excessive and Short-Term Trading Policy described later in this section.

DISTRIBUTION AND SHAREHOLDER SERVICING FEES

Each II Class has adopted a 12b-1 plan to pay certain expenses associated with the distribution of II Class shares out of II Class assets. Under such 12b-1 plan, the II Class may make payments at a rate of up to 0.25% of the class' average daily net assets to various insurance companies, their agents, and contract distributors for distribution and servicing of fund shares. These payments may be more or less than the costs incurred by the insurance companies, their agents, and contract distributors for distribution and servicing of fund shares. Because the fees are paid from the II Class net assets on an ongoing basis, they will increase the cost of your investment and, over time, could result in your paying more than with other types of sales charges. The Portfolio Class of shares have not adopted a 12b-1 plan, and does not pay any distribution fees to third parties.

In addition, from time to time, T. Rowe Price may make payments from its own resources to eligible insurance companies for recordkeeping and administrative services they provide to a fund for contract holders. These payments may range from 0.15% to 0.25% of the average annual total assets invested by the separate accounts of the insurance company in the fund. All payments described specifically by this paragraph are paid by T. Rowe Price and are not paid directly from the Variable Insurance Portfolios' assets.

PRICING OF SHARES AND TRANSACTIONS

How and When Shares are Priced

The trade date for your transaction request generally depends on the day and time that your insurance company or T. Rowe Price receives your request and will normally be executed using the next share price calculated after your order is received in correct form by your insurance company or T. Rowe Price or its agent. The share price, also called the net asset value, for each share class of a fund is calculated at the close of trading on the New York Stock Exchange (NYSE), which is normally 4 p.m. ET, on each day that the NYSE is open for business. Net asset values are not calculated for the funds on days when the NYSE is scheduled to be closed for trading (for example, weekends and certain U.S. national holidays). If the NYSE is unexpectedly closed due to weather or other extenuating

circumstances on a day it would typically be open for business, or if the NYSE has an unscheduled early closing on a day it has opened for business, the funds reserve the right to treat such day as a business day and accept purchase and redemption orders and calculate their share price as of the normally scheduled close of regular trading on the NYSE for that day.

To calculate the net asset value, the fund's assets are valued and totaled; liabilities are subtracted; and each class' proportionate share of the balance, called net assets, is divided by the number of shares outstanding of that class. Market values are used to price portfolio holdings for which market quotations are readily available. Market values generally reflect the prices at which securities actually trade or represent prices that have been adjusted based on evaluations and information provided by the fund's pricing services. Investments in other mutual funds are valued at the closing net asset value per share of the mutual fund on the day of valuation. Investment for which market quotations are not readily available or deemed unreliable are valued at fair value as determined in good faith by T. Rowe Price, as the valuation designee, designated by the Board, by taking into account various, adopted factors and methodologies for determining the fair value. This value may differ from the value the fund receives upon sale of the securities.

Amortized cost is used to price securities held by money market funds and certain short-term debt securities held by other funds. The Government Money Portfolio, which seeks to maintain a stable net asset value of \$1.00, uses the amortized cost method of valuation to calculate its net asset value. Amortized cost allows money market funds to value a holding at the fund's acquisition cost with adjustments for any premiums or discounts and then round the net asset value per share to the nearest whole cent. The amortized cost method of valuation enables money market funds to maintain a \$1.00 net asset value, but it may also result in periods during which the stated value of a security held by the funds differs from the market-based price the funds would receive if they sold that holding. The current market-based net asset value per share for each business day in the preceding six months is available for the Government Money Portfolio through troweprice.com. These market-based net asset values are for informational purposes only and are not used to price transactions.

T. Rowe Price uses various pricing services to obtain closing market prices, as well as information used to adjust those prices and to value most fixed income securities. T. Rowe Price cannot predict how often it will use closing prices or how often it will adjust those prices. T. Rowe Price routinely evaluates its fair value processes.

Non-U.S. equity securities are valued on the basis of their most recent closing market prices at 4 p.m. ET, except under the following circumstances. Most foreign markets close before 4 p.m. ET. For example, the most recent closing prices for securities traded in certain Asian markets may be as much as 15 hours old at 4 p.m. ET. If T. Rowe Price determines that developments between the close of a foreign market and the close of the NYSE will, in its judgment, affect the value of some or all of the fund's securities, T. Rowe Price will adjust the previous closing prices to reflect what it believes to be the fair value of the securities as of 4 p.m. ET. In deciding whether to make these adjustments, T. Rowe Price reviews a variety of factors, including developments in foreign markets, the performance of U.S. securities markets, and the performance of instruments trading in U.S. markets that represent foreign securities and baskets of foreign securities.

T. Rowe Price may also fair value certain securities or a group of securities in other situations—for example, when a particular foreign market is closed but the fund is open. For a fund that has investments in securities that are primarily listed on foreign exchanges that trade on weekends or other days when the fund does not price its shares, the fund's net asset value may change on days when shareholders will not be able to purchase or redeem the fund's shares. If an event occurs that affects the value of a security after the close of the market, such as a default of a commercial paper issuer or a significant move in short-term interest rates, T. Rowe Price may make a price adjustment depending on the nature and significance of the event. T. Rowe Price also evaluate a variety of factors when assigning fair values to private placements and other restricted securities. Other mutual funds may adjust the prices of their securities by different amounts or assign different fair values than the fair value that the fund assigns to the same security.

How the Trade Date is Determined

The insurance companies purchase shares of the fund for their separate accounts, using premiums allocated by the contract holders or participants. Shares are purchased at the net asset value next determined after the insurance company receives the premium payment in correct form. Initial and subsequent payments allocated to the fund are subject to the limits stated in the insurance contract prospectus issued by the insurance company.

The insurance companies redeem shares of the fund to make benefit or surrender payments under the terms of their contracts. Redemptions are processed on any day on which the NYSE is open and are priced at the fund's net asset value next determined after the insurance company receives a surrender request in acceptable form.

The funds have authorized certain insurance companies, financial intermediaries, or their designees to accept orders to buy or sell fund shares on their behalf. Generally, when insurance companies receive an order in correct form, the order is considered as being

placed with the fund and shares will be bought or sold at the net asset value next calculated after the order is received by the insurance company. The insurance company or financial intermediary must transmit the order to T. Rowe Price or its agent and pay for such shares in accordance with the agreement with T. Rowe Price, or the order may be canceled and the insurance company or financial intermediary could be held liable for the losses. If the fund does not have such an agreement in place with your insurance company or financial intermediary, T. Rowe Price or its agent must receive the request in correct form from your insurance company or financial intermediary by the close of the NYSE in order for your transaction to be priced at that business day's net asset value.

Note: The time at which transactions and shares are priced and the time until which orders are accepted may be changed in case of an emergency or if the NYSE closes at a time other than 4 p.m. ET. The funds reserve the right to not treat an unscheduled intraday disruption or closure in NYSE trading as a closure of the NYSE and still accept transactions and calculate their net asset value as of 4 p.m. ET.

GENERAL POLICIES RELATING TO TRANSACTIONS

Purchasing Shares

All initial and subsequent investments by insurance companies or financial intermediaries are typically made by bank wire or electronic payment. There is no assurance that the share price for the purchase will be the same day the wire or electronic payment was initiated. The Variable Insurance Portfolios do not require a particular minimum amount for initial or subsequent purchases. However, you should check with your insurance company to determine if a minimum applies to your investment. Purchases by financial intermediaries are typically initiated through the National Securities Clearing Corporation or by calling Client Account Management. The fund may permit financial intermediaries to submit purchase orders for shares through various other methods as well, if approved by Client Account Management.

When authorized by the fund, certain financial institutions purchasing fund shares on behalf of customers through T. Rowe Price Client Account Management may place a purchase order unaccompanied by payment. Payment for these shares must be received by the time designated by the fund (not to exceed the period established for settlement under applicable regulations). If payment is not received by this time, the order may be canceled. The financial institution is responsible for any costs or losses incurred by the fund or T. Rowe Price if payment is delayed or not received.

U.S. Dollars All purchases must be paid for in U.S. dollars.

Nonpayment Purchases may be canceled for any orders that are not paid in full. The purchaser may be responsible for any losses or expenses incurred by the fund or its transfer agent, and the fund can redeem shares as reimbursement. The funds and their agents have the right to reject or cancel any purchase due to nonpayment.

Redeeming Shares

Unless otherwise indicated, redemption proceeds will be sent via bank wire to the insurance company's or financial intermediary's designated bank. Redemptions are typically initiated through the National Securities Clearing Corporation or by calling Client Account Management. The fund may permit financial intermediaries to submit redemption orders for shares through various other methods as well, if approved by Client Account Management. Normally, the fund transmits proceeds to insurance companies and financial intermediaries for redemption orders received in correct form on either the next business day or second business day after receipt of the order, depending on the arrangement with the insurance company or financial intermediary. However, you should check with your insurance company about procedures for receiving your redemption proceeds under your insurance contract.

Please note that certain purchase and redemption requests initiated through the National Securities Clearing Corporation may be rejected, and in such instances, the transaction must be placed by contacting Client Account Management.

Large Redemptions Large redemptions can adversely affect a portfolio manager's ability to implement a fund's investment strategy by causing the premature sale of securities that would otherwise be held longer. Therefore, the fund reserves the right (without prior notice) to redeem in-kind. In general, any redemptions in-kind will represent a pro-rata distribution of a fund's securities, subject to certain limited exceptions. The redeeming shareholder or account will be responsible for disposing of the securities, and the shareholder or account will be subject to the risks that the value of the securities could decline prior to their sale, the securities could be difficult to sell, and brokerage fees could be incurred. If a shareholder or account owner continues to hold the securities, he or she may be subject to any ownership restrictions imposed by the issuers. For example, real estate investment trusts often impose ownership restrictions on their equity securities.

Delays in Sending Redemption Proceeds The Variable Insurance Portfolios typically expect that redemption requests will be paid out to redeeming shareholders by the business day following the receipt of a redemption request that is in correct form. Proceeds sent by wire are typically credited to the insurance company's or financial intermediary's designated bank the next business day after the redemption. However, under certain circumstances, and when deemed to be in a fund's best interests, proceeds may not be sent for up to seven calendar days after receipt of a valid redemption order (for example, during periods of deteriorating or stressed market conditions or during extraordinary or emergency circumstances). In addition, under certain limited circumstances, the Board of Directors of a money market fund may elect to permanently suspend redemptions in order to facilitate an orderly liquidation of the money market fund (subject to any additional liquidation requirements).

Excessive and Short-Term Trading Policy

Excessive transactions and short-term trading can be harmful to fund shareholders in various ways, such as disrupting a fund's portfolio management strategies, increasing a fund's trading and other costs, and negatively affecting its performance. Short-term traders in funds that invest in foreign securities may seek to take advantage of developments overseas that could lead to an anticipated difference between the price of the funds' shares and price movements in foreign markets. While there is no assurance that T. Rowe Price can prevent all excessive and short-term trading, the Boards of the T. Rowe Price Funds have adopted the following trading limits that are designed to deter such activity and protect the funds' shareholders. The funds may revise their trading limits and procedures at any time as the Boards deem necessary or appropriate to better detect short-term trading that may adversely affect the funds, to comply with applicable regulatory requirements, or to impose additional or alternative restrictions. The Excessive and Short-Term Trading Policy for the T. Rowe Price Funds applies to contract holders notwithstanding any provisions in your insurance contract.

Subject to certain exceptions, each T. Rowe Price Fund restricts a shareholder's purchases (including through exchanges) into a fund account for a period of 30 calendar days after the shareholder has redeemed or exchanged out of that same fund account (30-Day Purchase Block). The calendar day after the date of redemption is considered Day 1 for purposes of computing the period before another purchase may be made.

General Exceptions As of the date of this prospectus, the following types of transactions generally are not subject to the 30-Day Purchase Block (certain of these exceptions are not applicable to Variable Insurance Portfolios):

- Shares purchased or redeemed in money market funds and ultra short-term bond funds;
- Shares purchased or redeemed through a systematic purchase or withdrawal plan;
- Checkwriting redemptions from bond funds and money market funds;
- Shares purchased through the reinvestment of dividends or capital gain distributions;
- Shares redeemed automatically by a fund to pay fund fees or shareholder account fees;
- Transfers and changes of account registration within the same fund;
- Shares purchased by asset transfer or direct rollover;
- Shares purchased or redeemed through IRA conversions and recharacterizations;
- Shares redeemed to return an excess contribution from a retirement account;
- Transactions in Section 529 college savings plans;
- Certain transactions in defined benefit and nonqualified plans, subject to prior approval by T. Rowe Price;
- Shares converted from one share class to another share class in the same fund;
- Shares of T. Rowe Price Funds that are purchased by another T. Rowe Price Fund, including shares purchased by T. Rowe Price fund-of-funds products, and shares purchased by discretionary accounts managed by T. Rowe Price or one of its affiliates (please note that shareholders of the investing T. Rowe Price Fund are still subject to the policy);
- Transactions initiated by the trustee or adviser to a donor-advised charitable gift fund as approved by T. Rowe Price; and
- Transactions having a value of \$5,000 or less (insurance companies and financial intermediaries may apply the Excessive and Short-Term Trading Policy to transactions of any amount).

Transactions in certain rebalancing, asset allocation, wrap, and other advisory programs, as well as non-T. Rowe Price fund-of-funds products, may also be exempt from the 30-Day Purchase Block, subject to prior written approval by T. Rowe Price.

In addition to restricting transactions in accordance with the 30-Day Purchase Block, T. Rowe Price may, in its discretion, reject (or instruct a financial intermediary or insurance company to reject) any purchase or exchange into a fund from a person (which includes individuals and entities) whose trading activity could disrupt the management of the fund or dilute the value of the fund's shares, including trading by persons acting collectively (for example, following the advice of a newsletter). Such persons may be barred, without prior notice, from further purchases of T. Rowe Price Funds for a period longer than 30 calendar days, or permanently.

Omnibus Accounts Financial intermediaries and insurance companies may maintain their underlying accounts directly with the fund, although they often establish an omnibus account (one account with the fund that represents multiple underlying shareholder accounts or underlying contract holder accounts) in the fund on behalf of their customers. When insurance companies establish omnibus accounts in the T. Rowe Price Funds, T. Rowe Price is not able to monitor the trading activity by underlying contract holders. However, T. Rowe Price monitors aggregate trading activity at the insurance company (omnibus account) level in an attempt to identify activity that indicates potential excessive or short-term trading. If it detects suspicious trading activity, T. Rowe Price will contact the insurance company and may request personal identifying information and transaction histories for some or all of the underlying contract holders. If T. Rowe Price believes that excessive or short-term trading has occurred and there is no exception for such trades under the funds' Excessive and Short-Term Trading Policy previously described, it will instruct the insurance company to impose restrictions to discourage such practices and take appropriate action with respect to the underlying contract holder, including restricting purchases for 30 calendar days or longer. There is no assurance that T. Rowe Price will be able to properly enforce its Excessive and Short-Term Trading Policy for omnibus accounts. Because T. Rowe Price generally relies on financial intermediaries and insurance companies to provide information and impose restrictions for omnibus accounts, its ability to monitor and deter excessive trading will be dependent upon the financial intermediaries' and insurance companies' timely performance of their responsibilities.

T. Rowe Price may allow a financial intermediary or insurance company to maintain restrictions on trading in the T. Rowe Price Funds that differ from the 30-Day Purchase Block. An alternative excessive and short-term trading policy would be acceptable to T. Rowe Price if it believes that the policy would provide sufficient protection to the T. Rowe Price Funds and their shareholders that is consistent with the Excessive and Short-Term Trading Policy adopted by the funds' Boards.

The terms of your insurance contract may further restrict your ability to trade between investment options available under your contract. You should carefully review your insurance contract or consult with your insurance company directly to determine the trading policy, as well as any rules or conditions on transactions that will apply to your trades in the T. Rowe Price Funds and any other investment options available under your contract.

There is no guarantee that T. Rowe Price will be able to identify or prevent all excessive or short-term trades or trading practices.

Responsibility for Unauthorized Transactions

T. Rowe Price and its agents use procedures reasonably designed to confirm that telephone, electronic, and other instructions are genuine. These procedures include recording telephone calls, requiring personalized security codes or certain identifying information for inquiries and requests, and requiring Medallion signature guarantees for certain transactions and account changes. If T. Rowe Price and its agents follow these procedures, they are not responsible for any losses that may occur due to unauthorized instructions. In addition, you should verify the accuracy of transactions immediately after you receive confirmation of them and notify T. Rowe Price of any inaccuracies.

Fund Operations and Shareholder Services

T. Rowe Price and The Bank of New York Mellon, subject to the oversight of T. Rowe Price, each provide certain accounting services to the T. Rowe Price Funds. T. Rowe Price Services, Inc., acts as the transfer agent and dividend disbursing agent and provides shareholder and administrative services to the funds. These companies receive compensation from the funds for their services. These fees are included in a fund's financial statements.

INFORMATION ON DISTRIBUTIONS AND TAXES

Each fund intends to qualify to be treated each year as a regulated investment company under Subchapter M of the Internal Revenue Code of 1986, as amended (Code). In order to qualify, a fund must satisfy certain income, diversification, and distribution requirements. A regulated investment company is not subject to U.S. federal income tax at the portfolio level on income and gains from investments that are distributed to shareholders. However, if a fund were to fail to qualify as a regulated investment company, and were ineligible to or otherwise did not cure such failure, the result would be fund-level taxation and, consequently, a reduction in income available for distribution to the fund's shareholders.

For a discussion of the tax status of your variable annuity contract, please refer to the insurance contract prospectus. Any tax forms applicable to your investment will be provided to you by your insurance company.

To the extent possible, all net investment income and realized capital gains are distributed to shareholders, which are the various

insurance companies that have established separate accounts in connection with their issuance of variable annuity and variable life insurance contracts.

Dividends and Other Distributions

The following table provides details on dividend payments:

Fund	Dividend Payment Schedule	
	Dividends	
Limited-Term Bond	<ul style="list-style-type: none"> • Shares normally begin to earn any dividends on the business day after payment is received by T. Rowe Price. • Dividends, if any, are declared daily and paid on the first business day of each month. 	
Equity Income, Equity Index 500, and Moderate Allocation	<ul style="list-style-type: none"> • Dividends, if any, are declared and paid quarterly, in March, June, September, and December. • Must be a shareholder on the dividend record date. 	
All other funds	<ul style="list-style-type: none"> • Dividends, if any, are declared and paid annually, generally in December. • Must be a shareholder on the dividend record date. 	
All funds	<ul style="list-style-type: none"> • If necessary, a fund may make additional distributions on short notice to minimize any fund level tax liabilities. 	

Shares of the Limited-Term Bond Portfolio will normally earn dividends through the date of redemption. The funds do not pay dividends in fractional cents. Any dividend amount earned for a particular day on all shares held that is one-half of one cent or greater (for example, \$0.016) will be rounded up to the next whole cent (\$0.02), and any amount that is less than one-half of one cent (for example, \$0.014) will be rounded down to the nearest whole cent (\$0.01). Please note that if the dividend payable on all shares held is less than one-half of one cent for a particular day, no dividend will be earned for that day.

All fund distributions made to a separate account will be reinvested automatically in additional fund shares, unless a shareholder (separate account) elects to receive distributions in cash. Under current law, dividends and distributions made by the fund to separate accounts are generally not taxable to the separate accounts, the insurance company, or the contract holder, provided that the separate account meets the diversification requirements of Code Section 817(h) and other tax-related requirements are satisfied. Each of the Variable Insurance Funds intends to diversify its investments in the manner required under Code Section 817(h).

Capital Gain Payments

A capital gain or loss is the difference between the purchase and sale price of a security. If a fund has net capital gains for the year (after subtracting any capital losses), they are usually declared and paid in December to shareholders of record on a specified date that month. If a second distribution is necessary, it is generally paid the following year. A fund may have to make additional capital gain distributions, if necessary, to comply with the applicable tax law.

RIGHTS RESERVED BY THE FUNDS

T. Rowe Price Funds and their agents, in their sole discretion, reserve the following rights: (1) to waive or lower investment minimums; (2) to accept initial purchases by telephone; (3) to refuse any purchase or exchange order; (4) to cancel or rescind any purchase or exchange order placed through a financial intermediary no later than the business day after the order is received by the financial intermediary (including, but not limited to, orders deemed to result in excessive trading, market timing, or 5% ownership); (5) to cease offering fund shares at any time to all or certain groups of investors; (6) to freeze any account and suspend account services when notice has been received of a dispute regarding the ownership of the account, or a legal claim against an account, upon initial notification to T. Rowe Price of a shareholder's death until T. Rowe Price receives required documentation in correct form, or if there is reason to believe a fraudulent transaction may occur; (7) to otherwise modify the conditions of purchase and modify or terminate any services at any time; (8) to waive any wire fees charged to a group of shareholders; (9) to act on instructions reasonably believed to be genuine; (10) to involuntarily redeem an account at the net asset value calculated the day the account is redeemed when permitted by law, including in cases of threatening or abusive conduct, suspected fraudulent or illegal activity, or if the fund or its

agent is unable, through its procedures, to verify the identity of the person(s) or entity opening an account; and (11) for the money market funds, to suspend redemptions to facilitate an orderly liquidation.


In an effort to protect T. Rowe Price Funds from the possible adverse effects of a substantial redemption in a large account, as a matter of general policy, no contract holder or participant or group of contract holders or participants controlled by the same person or group of persons will knowingly be permitted to purchase in excess of 5% of the outstanding shares of the fund, except upon approval by the fund's management.

A Statement of Additional Information for the T. Rowe Price family of funds, which includes additional information about the funds, has been filed with the SEC and is incorporated by reference into this prospectus. Further information about fund investments, including a review of market conditions and the manager's recent investment strategies and their impact on performance during the past fiscal year, is available in the annual and semiannual shareholder reports. To obtain free copies of any of these documents, or for shareholder inquiries, contact your insurance company. Certain documents and updated performance information are available through troweprice.com.

Fund reports and other fund information are available on the EDGAR Database on the SEC's internet site at sec.gov. Copies of this information may be obtained, after paying a duplicating fee, by electronic request at publicinfo@sec.gov.

T.RowePrice®

1940 Act File No. 811-07143
E300-040 5/1/23



PROSPECTUS

May 1, 2023

QAAGYX

T. ROWE PRICE

International Stock Portfolio

The fund is only available as an investment option for variable annuity and variable life insurance contracts.

The Securities and Exchange Commission (SEC) has not approved or disapproved these securities or passed upon the adequacy of this prospectus. Any representation to the contrary is a criminal offense.

Table of Contents

1	SUMMARY	
	International Stock Portfolio	1
2	MORE ABOUT THE FUND	
	Management of the Fund	5
	More Information About the Fund's Investment Objective(s), Strategies, and Risks	6
	Portfolio Turnover	11
	Financial Highlights	11
	Disclosure of Fund Portfolio Information	13
3	T. ROWE PRICE ACCOUNT INFORMATION	
	Investing in T. Rowe Price Variable Insurance Portfolios	14
	Distribution and Shareholder Servicing Fees	14
	Pricing of Shares and Transactions	14
	General Policies Relating to Transactions	16
	Information on Distributions and Taxes	18
	Rights Reserved by the Funds	19

Investment Objective(s)

The fund seeks long-term growth of capital through investments primarily in the common stocks of established, non-U.S. companies.

Fees and Expenses

This table describes the fees and expenses that you may pay if you buy, hold, and sell shares of the fund. **There may be additional expenses that apply, as described in your insurance contract prospectus, which are not reflected in the table or example below.**

Fees and Expenses of the Fund

	Annual fund operating expenses (expenses that you pay each year as a percentage of the value of your investment)
Management fees	1.05 % ^a
Other expenses	—
Total annual fund operating expenses	1.05
Fee waiver/expense reimbursement	(0.10) ^a
Total annual fund operating expenses after fee waiver/expense reimbursement	0.95^a

^a T. Rowe Price Associates, Inc., has contractually agreed (at least through April 30, 2024) to waive a portion of the fund's management fees in order to limit the fund's management fees to 0.95% of the fund's average daily net assets. Thereafter, this agreement will automatically renew for one-year terms unless terminated or modified by the fund's Board of Directors. Any fees waived under this agreement are not subject to reimbursement to T. Rowe Price Associates, Inc., by the fund.

Example This example is intended to help you compare the cost of investing in the fund with the cost of investing in other mutual funds. The example assumes that you invest \$10,000 in the fund for the time periods indicated and then redeem all of your shares at the end of those periods, that your investment has a 5% return each year, and that the fund's operating expenses remain the same. The example also assumes that any current expense limitation arrangement remains in place for the period noted in the previous table; therefore, the figures have been adjusted to reflect fee waivers or expense reimbursements only in the periods for which the expense limitation arrangement is expected to continue. Although your actual costs may be higher or lower, based on these assumptions your costs would be:

	1 Year	3 Years	5 Years	10 Years
\$	97	\$ 324	\$ 570	\$ 1,274

Portfolio Turnover The fund pays transaction costs, such as commissions, when it buys and sells securities (or "turns over" its portfolio). A higher portfolio turnover rate may indicate higher transaction costs and may result in higher taxes when the fund's shares are held in a taxable account. These costs, which are not reflected in annual fund operating expenses or in the example, affect the fund's performance. During the most recent fiscal year, the fund's portfolio turnover rate was 31.1% of the average value of its portfolio.

Investments, Risks, and Performance**Principal Investment Strategies**

The fund expects to primarily invest in stocks outside the U.S. and to diversify broadly among developed and emerging countries throughout the world. The fund normally invests in at least five countries and may purchase the stocks of companies of any size, but its focus will typically be on large-cap companies. Normally, at least 80% of the fund's net assets (including any borrowings for investment purposes) will be invested in stocks.

While the adviser invests with an awareness of the global economic backdrop and the adviser's outlook for certain industries, sectors, and individual countries, the adviser's decision-making process focuses on bottom-up stock selection. Country allocation is driven largely by stock selection, though the adviser may limit investments in markets or industries that appear to have poor overall prospects.

Security selection reflects a growth style. The adviser relies on a global team of investment analysts dedicated to in-depth fundamental research in an effort to identify companies capable of achieving and sustaining above-average, long-term earnings growth. The adviser seeks to purchase stocks of companies at reasonable prices in relation to present or anticipated earnings, cash flow, or book value.

In selecting investments, the adviser generally favors companies with one or more of the following characteristics:

- leading or improving market position;
- attractive business niche;
- attractive or improving franchise or industry position;
- seasoned management;
- stable or improving earnings and/or cash flow; and
- sound or improving balance sheet.

The fund will typically have significant investments in developed European and Asian countries.

At times, the fund may have a significant portion of its assets invested in the same economic sector.

Principal Risks

As with any fund, there is no guarantee that the fund will achieve its objective(s). The fund's share price fluctuates, which means you could lose money by investing in the fund. The principal risks of investing in this fund, which may be even greater in bad or uncertain market conditions, are summarized as follows:

International investing Investing in the securities of non-U.S. issuers involves special risks not typically associated with investing in U.S. issuers. Non-U.S. securities tend to be more volatile and have lower overall liquidity than investments in U.S. securities and may lose value because of adverse local, political, social, or economic developments overseas, or due to changes in the exchange rates between foreign currencies and the U.S. dollar. In addition, investments outside the U.S. are subject to settlement practices and regulatory and financial reporting standards that differ from those of the U.S. The risks of investing outside the U.S. are heightened for any investments in emerging markets, which are susceptible to greater volatility than investments in developed markets.

Market conditions The value of the fund's investments may decrease, sometimes rapidly or unexpectedly, due to factors affecting an issuer held by the fund, particular industries, or the overall securities markets. A variety of factors can increase the volatility of the fund's holdings and markets generally, including political or regulatory developments, recessions, inflation, rapid interest rate changes, war, military conflict, or acts of terrorism, natural disasters, and outbreaks of infectious illnesses or other widespread public health issues such as the coronavirus pandemic and related governmental and public responses (including sanctions). Certain events may cause instability across global markets, including reduced liquidity and disruptions in trading markets, while some events may affect certain geographic regions, countries, sectors, and industries more significantly than others. Government intervention in markets may impact interest rates, market volatility, and security pricing. These adverse developments may cause broad declines in market value due to short-term market movements or for significantly longer periods during more prolonged market downturns.

Large-cap stocks Securities issued by large-cap companies tend to be less volatile than securities issued by small- and mid-cap companies. However, large-cap companies may not be able to attain the high growth rates of successful small- and mid-cap companies, especially during strong economic periods, and may be unable to respond as quickly to competitive challenges.

Growth investing The fund's growth approach to investing could cause it to underperform other stock funds that employ a different investment style. Growth stocks tend to be more volatile than certain other types of stocks and their prices may fluctuate more dramatically than the overall stock market. A stock with growth characteristics can have sharp price declines due to decreases in current or expected earnings and may lack dividends that can help cushion its share price in a declining market.

Investing in Europe The European financial markets have experienced increased volatility due to concerns about economic downturns, political unrest, war, military conflict, economic sanctions, rising government debt levels, inflation, energy crisis, and public health pandemics, and these events may continue to significantly affect all of Europe. The economies and markets of European countries are often connected and interdependent, and events in one country in Europe can have an adverse impact on other European countries. European economies could be significantly affected by, among other things, rising unemployment, the imposition or unexpected elimination of fiscal and monetary controls by member countries of the European Economic and Monetary Union, uncertainty surrounding the euro, the success of governmental actions to reduce budget deficits, and Russia's military action in Ukraine.

Investing in Asia Many Asian economies have at various times been negatively affected by inflation, currency devaluations, an over-reliance on international trade and exports, particularly for certain commodities, political and social instability, and less developed

financial systems and securities trading markets. Trade restrictions, unexpected decreases in exports, changes in government policies, expropriation and/or nationalization of assets, confiscatory taxation, or natural disasters could have a significant impact on companies doing business in Asia. The Asian region may be significantly affected by political unrest, military conflict, economic sanctions, and less demand for Asian products and services.

Sector exposure At times, the fund may have a significant portion of its assets invested in securities of issuers conducting business in a broadly related group of industries within the same economic sector. Issuers in the same economic sector may be similarly affected by economic or market events, making the fund more vulnerable to unfavorable developments in that economic sector than funds that invest more broadly.

Emerging markets Investments in emerging market countries are subject to greater risk and overall volatility than investments in the U.S. and other developed markets. Emerging market countries tend to have economic structures that are less diverse and mature, less developed legal and regulatory regimes, and political systems that are less stable, than those of developed countries. In addition to the risks associated with investing outside the U.S., emerging markets are more susceptible to governmental interference, political and economic uncertainty, local taxes and restrictions on the fund's investments, less efficient trading markets with lower overall liquidity, and more volatile currency exchange rates.

Stock investing Stocks generally fluctuate in value more than bonds and may decline significantly over short time periods. There is a chance that stock prices overall will decline because stock markets tend to move in cycles, with periods of rising and falling prices. The value of stocks held by the fund may decline due to general weakness or volatility in the stock markets in which the fund invests or because of factors that affect a particular company or industry.

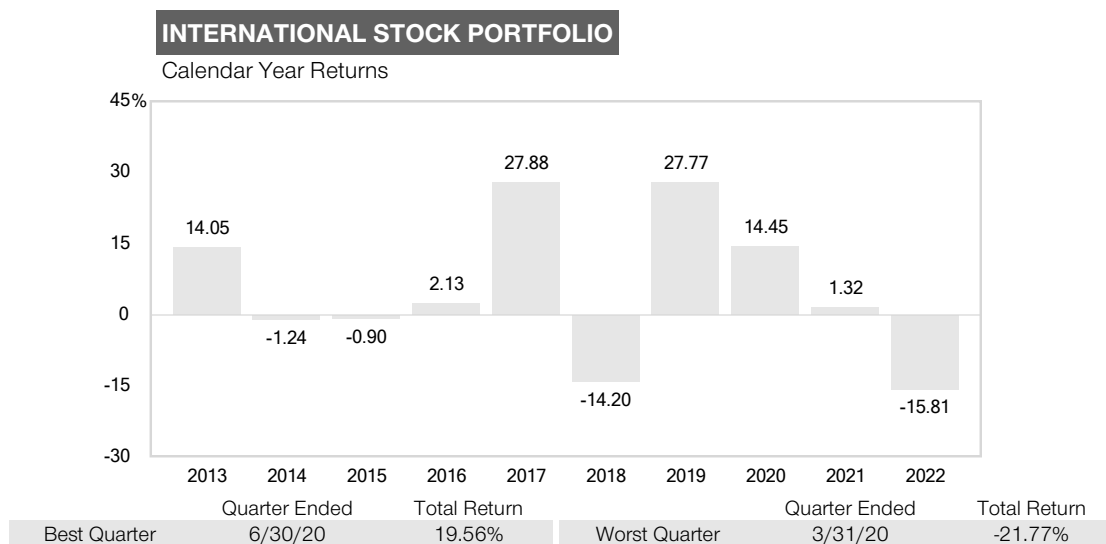
Active management The fund's overall investment program and holdings selected by the fund's investment adviser may underperform the broad markets, relevant indices, or other funds with similar objectives and investment strategies.

Cybersecurity breaches The fund could be harmed by intentional cyberattacks and other cybersecurity breaches, including unauthorized access to the fund's assets, customer data and confidential shareholder information, or other proprietary information. In addition, a cybersecurity breach could cause one of the fund's service providers or financial intermediaries to suffer unauthorized data access, data corruption, or loss of operational functionality.

Performance

The following performance information provides some indication of the risks of investing in the fund. The fund's performance information represents only past performance and is not necessarily an indication of future results.

The following bar chart illustrates how much returns can differ from year to year by showing calendar year returns and the best and worst calendar quarter returns during those years for the fund.



The following table shows the average annual total returns for the fund, and also compares the returns with the returns of a relevant broad-based market index, as well as with the returns of one or more comparative indexes that have investment characteristics similar to those of the fund, if applicable.

Average Annual Total Returns

	Periods ended December 31, 2022			Inception date
	1 Year	5 Years	10 Years	
International Stock Portfolio	-15.81 %	1.37 %	4.55 %	03/31/1994
MSCI All Country World Index ex USA Net (reflects no deduction for fees or expenses)	-16.00	0.88	3.80	
Lipper Variable Annuity Underlying International Multi-Cap Growth Funds Average	-23.72	1.31	4.72	

Updated performance information is available through troweprice.com.

Management

Investment Adviser T. Rowe Price Associates, Inc. (T. Rowe Price or Price Associates)

Portfolio Manager	Title	Managed Fund Since	Joined Investment Adviser
Richard N. Clattenburg	Chair of Investment Advisory Committee	2015	2005

Purchase and Sale of Fund Shares

The fund is not sold directly to the general public but is instead offered as an underlying investment option for variable annuity or variable life insurance contracts. Although the fund does not require a minimum amount for initial or subsequent purchases from insurance companies, your insurance company may impose investment minimums for your purchases of the fund.

You may purchase, redeem, or exchange shares of the fund on any day the New York Stock Exchange is open for business. You must purchase, redeem, and exchange shares through your insurance company.

Tax Information

The fund distributes any dividends and capital gains to its shareholders, which are the insurance company separate accounts that sponsor your variable annuity or variable life insurance contract. Variable product owners seeking to understand the tax consequences of their investment, including redemptions of fund shares and the impact of dividend and capital gains distributions by the fund, should consult with the insurance company that issued their variable product or refer to their variable annuity or variable life insurance contract prospectus.

Payments to Insurance Companies, Broker-Dealers, and Other Financial Intermediaries

The fund is generally available only through variable annuity or variable life insurance contracts. The fund and/or its related companies may make payments to a sponsoring insurance company or other financial intermediary for the sale of fund shares and related services. These payments may create a conflict of interest by influencing the insurance company or other financial intermediary to recommend the fund over another investment option or by influencing an insurance company to include the fund as an underlying investment option in a variable contract. The prospectus (or other offering document) for your variable contract may contain additional information about these payments. Ask your insurance company or financial intermediary, or visit your insurance company's or financial intermediary's website, for more information.

MANAGEMENT OF THE FUND

Investment Adviser(s)

T. Rowe Price is the fund's investment adviser and oversees the selection of the fund's investments and management of the fund's portfolio pursuant to an investment management agreement between the investment adviser and the fund. T. Rowe Price is the investment adviser for all funds sponsored and managed by T. Rowe Price (T. Rowe Price Funds); is an SEC-registered investment adviser that provides investment management services to individual and institutional investors and sponsors; and serves as adviser and subadviser to registered investment companies, institutional separate accounts, and common trust funds. The address for T. Rowe Price is 100 East Pratt Street, Baltimore, Maryland 21202. As of December 31, 2022, T. Rowe Price and its affiliates (Firm) had approximately \$1.27 trillion in assets under management and provided investment management services for more than 6.0 million individual and institutional investor accounts.

Portfolio Management

T. Rowe Price has established an Investment Advisory Committee with respect to the fund. The committee chair is ultimately responsible for the day-to-day management of the fund's portfolio and works with the committee in developing and executing the fund's investment program. The members of the committee are as follows: Richard N. Clattenburg, chair, Milak Sarmad Asif, Harishankar Balkrishna, Sheena L. Barbosa, Jai Kapadia, Tobias Fabian Mueller, Oluwaseun Oyegunle, John Rowles, Sebastian Schrott, Bin Shen, and Ernest C. Yeung. The following information provides the year that the chair first joined the Firm and the chair's specific business experience during the past five years (although the chair may have had portfolio management responsibilities for a longer period). Mr. Clattenburg has been chair of the committee since 2015. He joined the Firm in 2005, and his investment experience dates from 2003. He has served as a portfolio manager with the Firm throughout the past five years. The Statement of Additional Information (SAI) provides additional information about the portfolio manager's compensation, other accounts managed by the portfolio manager, and the portfolio manager's ownership of the fund's shares.

The Management Fee

The fund pays the investment adviser an annual all-inclusive management fee of 1.05% based on the fund's average daily net assets. The management fee is calculated and accrued daily, and it includes investment management services and ordinary, recurring operating expenses but does not cover interest; expenses related to borrowings, taxes, brokerage, and other transaction costs; or nonrecurring, extraordinary expenses.

A discussion about the factors considered by the fund's Board of Directors (Board) and its conclusions in approving the fund's investment management agreement (and any subadvisory agreement, if applicable) appear in the fund's semiannual shareholder report for the period ended June 30.

Variable Annuity Contracts and Variable Life Insurance Charges

Variable annuity and variable life insurance fees and charges imposed on contract holders and participants by the insurance companies are in addition to those described previously and are described in the variable annuity contract and variable life insurance prospectuses.

Variable Annuity Contracts and Variable Life Insurance Conflicts

The fund may serve as an investment medium for both variable annuity contracts and variable life insurance policies. Shares of the fund may be offered to separate accounts established by any number of insurance companies. The fund currently does not foresee any disadvantages to variable annuity contract owners due to the fact that the fund may serve as an investment medium for both variable annuity contracts and variable life insurance policies; however, due to differences in tax treatment or other considerations, it is theoretically possible that the interests of owners of variable annuity contracts and variable life insurance policies for which the fund serves as an investment medium might at some time be in conflict. The fund's Board is required to monitor events to identify any material conflicts between variable annuity contract owners and variable life policy owners, and will determine what action, if any, should be taken in the event of such a conflict. If such a conflict were to occur, an insurance company participating in the fund might be required to redeem the investment of one or more of its separate accounts from the fund. This might force the fund to sell securities at disadvantageous prices.

MORE INFORMATION ABOUT THE FUND'S INVESTMENT OBJECTIVE(S), STRATEGIES, AND RISKS

Investment Objective(s)

The fund seeks long-term growth of capital through investments primarily in the common stocks of established, non-U.S. companies.

Principal Investment Strategies

The fund expects to primarily invest in stocks outside the U.S. and to diversify broadly among developed and emerging countries throughout the world. The fund normally invests in at least five countries and may purchase the stocks of companies of any size, but its focus will typically be on large-cap companies. Normally, at least 80% of the fund's net assets (including any borrowings for investment purposes) will be invested in stocks. Shareholders will receive at least 60 days' prior notice of a change to the fund's 80% investment policy.

The fund relies on the country assigned to a security by MSCI Inc., a third-party provider of benchmark indexes and data services, or another unaffiliated data provider. The fund also relies on MSCI Inc. or another unaffiliated data provider to determine which countries are considered emerging markets. The data providers use various criteria to determine the country to which a security is economically tied. Examples include the following: (1) the country under which the issuer is organized; (2) the location of the issuer's principal place of business or principal office; (3) where the issuer's securities are listed or traded principally on an exchange or over-the-counter market; and (4) where the issuer conducts the predominant part of its business activities or derives a significant portion (e.g., at least 50%) of its revenues or profits.

While the adviser invests with an awareness of the global economic backdrop and the adviser's outlook for certain industries, sectors, and individual countries, the adviser's decision-making process focuses on bottom-up stock selection. Country allocation is driven largely by stock selection, though the adviser may limit investments in markets or industries that appear to have poor overall prospects.

Security selection reflects a growth style. The adviser relies on a global team of investment analysts dedicated to in-depth fundamental research in an effort to identify companies capable of achieving and sustaining above-average, long-term earnings growth. The adviser seeks to purchase stocks of companies at reasonable prices in relation to present or anticipated earnings, cash flow, or book value.

In selecting investments, the adviser generally favors companies with one or more of the following characteristics:

- leading or improving market position;
- attractive business niche;
- attractive or improving franchise or industry position;
- seasoned management;
- stable or improving earnings and/or cash flow; and
- sound or improving balance sheet.

The market may reward growth stocks with price increases when earnings expectations are met or exceeded. Funds that employ a growth-oriented approach to stock selection rely on the premise that by investing in companies that increase their earnings faster than both inflation and the overall economy, the market will eventually reward those companies with a higher stock price. The fund's successful implementation of a growth-oriented strategy may lead to long-term growth of capital over time.

The fund typically focuses its investments more on developed foreign countries than on emerging market countries. As a result, the fund may at times have significant investments in developed countries throughout Europe and Asia.

The fund's investments, as well as political and economic trends in the countries and regions in which the fund invests, and holdings are adjusted according to the portfolio manager's analysis and outlook. The impact of unfavorable developments in a particular country may be reduced when investments are spread among many countries. However, the economies and financial markets of countries in a certain region may be heavily influenced by one another.

At times, the fund may have a significant portion of its assets invested in the same economic sector.

The Firm integrates environmental, social, and governance (ESG) factors into its investment research process for certain investments. While ESG matters vary widely, we generally consider ESG factors such as climate change, resource depletion, labor standards, diversity, human rights issues, and governance structure and practices. For certain types of investments, including, but not limited to, cash, currency positions, and particular types of derivatives, an ESG analysis may not be relevant or possible due to a lack of data. Where ESG considerations are integrated into the investment research process, we focus on the ESG factors we consider most likely to

have a material impact on the performance of the holdings in the fund's portfolio. We may conclude that other attributes of an investment outweigh ESG considerations when making investment decisions for the fund.

The fund may sell assets for a variety of reasons, including in response to a change in the original investment considerations or to limit losses, adjust the characteristics of the overall portfolio, or redeploy assets into different opportunities.

The fund invests in the following types of securities or assets:

Common and Preferred Stocks

Stocks represent shares of ownership in a company. Generally, preferred stocks have a specified dividend rate and rank after bonds and before common stocks in their claim on income for dividend payments and on assets should the company be liquidated. After other claims are satisfied, common stockholders participate in company profits on a pro-rata basis and profits may be paid out in dividends or reinvested in the company to help it grow. Increases and decreases in earnings are usually reflected in a company's stock price, so common stocks generally have the greatest appreciation and depreciation potential of all corporate securities. Unlike common stock, preferred stock does not ordinarily carry voting rights. While most preferred stocks pay a dividend, the fund may decide to purchase preferred stock where the issuer has suspended, or is in danger of suspending, payment of its dividend.

Foreign Securities

Investments in foreign securities could include non-U.S. dollar-denominated securities traded outside the U.S. and U.S. dollar-denominated securities of foreign issuers traded in the U.S. The fund may purchase American Depositary Receipts and Global Depositary Receipts, which are certificates evidencing ownership of shares of a foreign issuer. American Depositary Receipts and Global Depositary Receipts trade on established markets and are alternatives to directly purchasing the underlying foreign securities in their local markets and currencies. Such investments are subject to many of the same risks associated with investing directly in foreign securities. For purposes of the fund's investment policies, investments in depositary receipts are deemed to be investments in the underlying securities. For example, a depositary receipt representing ownership of common stock will be treated as common stock.

Principal Risks

The principal risks associated with the fund's principal investment strategies, which may be even greater in bad or uncertain market conditions, include the following:

International investing Investments outside the U.S. may lose value because of declining foreign currencies or adverse political or economic events overseas, among other things. Securities of non-U.S. issuers (including depositary receipts and other instruments that represent interests in a non-U.S. issuer) tend to be more volatile than U.S. securities and are subject to trading markets with lower overall liquidity, governmental interference, and regulatory and accounting standards and settlement practices that differ from the U.S. The fund could experience losses based solely on the weakness of foreign currencies in which the fund's holdings are denominated versus the U.S. dollar, and changes in the exchange rates between such currencies and the U.S. dollar. Risks can result from differing regulatory environments, less stringent investor protections, less availability of public information about issuers, uncertain tax laws, and higher transaction costs compared with U.S. markets. Investments outside the U.S. could be subject to governmental actions such as capital or currency controls, nationalization of a company or industry, expropriation of assets, or imposition of high taxes.

A trading market may close for national holidays or without warning for extended time periods, preventing the fund from buying or selling securities in that market. Trading securities in which the fund invests may take place in various foreign markets on certain days when the fund is not open for business and does not calculate its net asset value. For example, the fund may invest in securities that trade in various foreign markets that are open on weekends. As the securities trade, their value may substantially change. As a result, the fund's net asset value may be significantly affected on days when shareholders cannot make transactions. In addition, market volatility may significantly limit the liquidity of securities of certain issuers in a particular country or geographic region, or of all companies in the country or region. The fund may be unable to liquidate its positions in such securities at any time, or at a favorable price, in order to meet the fund's obligations.

Market conditions The value of investments held by the fund may decline, sometimes rapidly or unpredictably, due to factors affecting certain issuers, particular industries or sectors, or the overall markets. Rapid or unexpected changes in market conditions could cause the fund to liquidate its holdings at inopportune times or at a loss or depressed value. The value of a particular holding may decrease due to developments related to that issuer, but also due to general market conditions, including real or perceived economic developments, such as changes in interest rates, credit quality, inflation, or currency rates, or generally adverse investor sentiment. The value of a holding may also decline due to factors that negatively affect a particular industry or sector, such as labor shortages, increased production costs, or competitive conditions. In addition, local, regional, or global events such as war, military

conflict, acts of terrorism, political and social unrest, regulatory changes, recessions, shifts in monetary or trade policies, natural or environmental disasters, and the spread of infectious diseases or other public health issues could have a significant negative impact on securities markets and the fund's investments. Any of these events may lead to unexpected suspensions or closures of securities exchanges; travel restrictions or quarantines; business disruptions and closures; inability to obtain raw materials, supplies, and component parts; reduced or disrupted operations for the fund's service providers or issuers in which the fund invests; and an extended adverse impact on global market conditions. Government intervention (including sanctions) in markets may impact interest rates, market volatility, and security pricing. The occurrence of any of these events could adversely affect the economies (including through changes in business activity and increased unemployment) and financial markets of specific countries or worldwide.

Large-cap stocks Although stocks issued by large-cap companies tend to have less overall volatility than stocks issued by small- and mid-cap companies, large-cap companies may not be able to attain the high growth rates of successful small- and mid-cap companies, especially during strong economic periods. In addition, large-cap companies may be less capable of responding quickly to competitive challenges and industry changes, and may suffer sharper price declines as a result of earnings disappointments.

Growth investing Different investment styles tend to shift in and out of favor depending on market conditions and investor sentiment. Growth stocks tend to be more volatile than other types of stocks, and their prices may fluctuate more dramatically than the overall stock markets. Growth stocks are typically priced higher than other stocks because investors believe they have more growth potential, which may or may not be realized. Since these companies usually invest a high portion of earnings in their businesses, they may lack the dividends that can cushion stock prices in a falling market. In addition, earnings disappointments often lead to sharply falling prices for growth stocks.

Investing in Europe The Economic and Monetary Union of the European Union (EU) requires compliance with restrictions on inflation rates, deficits, interest rates, debt levels, and fiscal and monetary controls, each of which may significantly affect every country in Europe. Decreasing imports or exports, changes in governmental or EU regulations on trade, changes in the exchange rate of the euro (the common currency of certain EU countries), the default or threat of default by an EU member country on its sovereign debt, and/or an economic recession in an EU member country may have a significant adverse effect on the economies of EU member countries and their trading partners. The economies and markets of European countries are often connected and interdependent, and events in one country in Europe can have an adverse impact on other European countries. The European financial markets have experienced increased volatility and adverse trends due to concerns about economic downturns, rising government debt levels, inflation, energy crisis, and public health pandemics, which can adversely affect the exchange rate of the euro and significantly affect every country in Europe, including countries that do not use the euro. Responses to the financial problems by European governments, central banks, and others, including austerity measures and reforms, may not produce the desired results, may result in social unrest, and may limit future growth and economic recovery or have other unintended consequences. Further defaults or restructurings by governments and other entities of their debt could have additional adverse effects on economies, financial markets, and asset valuations around the world.

In addition, the national politics of countries in the EU have been unpredictable and subject to influence by disruptive political groups and ideologies. The occurrence of terrorist incidents and military conflicts throughout Europe could also impact financial markets. Russia launched a large-scale invasion of Ukraine on February 24, 2022. The extent and duration of Russia's military action in Ukraine, resulting sanctions, and resulting future market disruptions in the region are impossible to predict, but could be significant and have a severe adverse effect on the region, including significant negative impacts on the regional, European, and global economies and the markets for certain securities and commodities, such as oil and natural gas, as well as other sectors.

Investing in Asia Certain Asian economies have experienced high inflation, high unemployment, currency devaluations and restrictions, and overextension of credit. Many Asian economies have experienced rapid growth and industrialization, and there is no assurance that this growth rate will be maintained. Adverse events in any one Asian country, may have a significant economic effect on the entire Asian region, as well as on major trading partners outside Asia. Certain Asian countries have also developed increasingly strained relationships with the U.S., and if these relations were to worsen, they could adversely affect Asian issuers that rely on the U.S. for trade. In addition, some Asian countries are subject to social and labor risks associated with demands for improved political, economic, and social conditions. Increased political and social unrest, imposition of tariffs, sanctions, and other trade barriers, military conflicts and strained international relations, cyberattacks, and reduced spending on products and services produced in Asia could cause significant economic uncertainty and declines in the region. The Asian region, and particularly China and South Korea, may be adversely affected by political, military, economic, and other factors related to North Korea.

Sector exposure At times, the fund may have a significant portion of its assets invested in securities of issuers conducting business in a related group of industries within the same economic sector. Issuers within the same economic sector may be similarly affected by

specific market events impacting that sector. As a result, the fund is more susceptible to adverse developments affecting an economic sector in which the fund has significant investments and may perform poorly during a downturn in one or more of the industries within that economic sector.

Emerging markets Investments in emerging markets are subject to the risk of abrupt and severe price declines. The economic and political structures of emerging market countries, in most cases, do not compare favorably with the U.S. or other developed countries in terms of wealth and stability, and their financial markets often lack liquidity. These economies are less developed, can be overly reliant on particular industries, and are more vulnerable to the ebb and flow of international trade, trade barriers, and other protectionist or retaliatory measures. Governments in many emerging market countries participate to a significant degree in their economies and securities markets. As a result, foreign investments may be restricted and subject to greater government control, including repatriation of sales proceeds. Emerging market securities exchanges are more likely to experience problems with the clearing and settling of trades, as well as the custody of holdings by local banks, agents, and depositories. In addition, the accounting standards in emerging market countries may be unreliable and could present an inaccurate picture of a company's finances. Some countries have histories of instability and upheaval that could cause their governments to act in a detrimental or hostile manner toward private enterprise or foreign investment. Investments in countries or regions that have recently begun moving away from central planning and state-owned industries toward free markets should be regarded as speculative.

While some countries have made progress in economic growth, liberalization, fiscal discipline, and political and social stability, there is no assurance these trends will continue. Significant risks, such as war and terrorism, currently affect some emerging market countries. The fund's performance will likely be hurt by exposure to nations in the midst of hyperinflation, currency devaluation, trade disagreements, sudden political upheaval, or interventionist government policies. The volatility of emerging markets may be heightened by the actions (such as significant buying or selling) of a few major investors. For example, substantial increases or decreases in cash flows of funds investing in these markets could significantly affect local securities prices and, therefore, could cause fund share prices to decline.

Stock investing The fund's share price can fall because of weakness in the overall stock markets, a particular industry, or specific holdings. Stock markets as a whole can be volatile and decline for many reasons, such as adverse local, political, regulatory, or economic developments; changes in investor psychology; or heavy selling at the same time by major institutional investors in the market. The prospects for an industry or company may deteriorate because of a variety of factors, including disappointing earnings or changes in the competitive environment. In addition, the adviser's assessment of companies whose stocks are held by the fund may prove incorrect, resulting in losses or poor performance, even in rising markets. In the event an issuer is liquidated or declares bankruptcy, the claims of owners of the issuer's bonds and preferred stock take precedence over the claims of those who own common stock.

Active management The investment adviser's judgments about the attractiveness, value, or potential appreciation of the fund's investments may prove to be incorrect. The fund could underperform other funds with a similar benchmark or similar investment program if the fund's investment selections or overall strategies fail to produce the intended results. Regulatory, tax, or other developments may affect the investment strategies available to a portfolio manager, which could adversely affect the ability to implement the fund's overall investment program and achieve the fund's investment objective(s).

Cybersecurity breaches The fund may be subject to operational and information security risks resulting from breaches in cybersecurity. Cybersecurity breaches may involve deliberate attacks and unauthorized access to the digital information systems (for example, through "hacking" or malicious software coding) used by the fund, its investment adviser and subadviser(s) (as applicable), or its third-party service providers but may also result from outside attacks such as denial-of-service attacks, which are efforts to make network services unavailable to intended users. These breaches may, among other things, result in financial losses to the fund and its shareholders, cause the fund to lose proprietary information, disrupt business operations, or result in the unauthorized release of confidential information. Further, cybersecurity breaches involving the fund's third-party service providers, financial intermediaries, trading counterparties, or issuers in which the fund invests could subject the fund to many of the same risks associated with direct breaches.

Additional Investment Management Practices

The SAI contains more detailed information about the fund and its investments, operations, and expenses. The fund's investments may be subject to further restrictions and risks described in the SAI.

Investments in Other Investment Companies

The fund may invest in other investment companies, including mutual funds, exchange-traded funds, and closed-end funds, subject to any applicable limitations under the Investment Company Act of 1940.

The fund may purchase the securities of another investment company to temporarily gain exposure to a portion of the market while awaiting the purchase of securities or as an efficient means of gaining exposure to a particular asset class. The fund might also purchase shares of another investment company, including shares of other T. Rowe Price Funds, to gain exposure to the securities in the investment company's portfolio at times when the fund may not be able to buy those securities directly, or as a means of gaining efficient and cost-effective exposure to certain asset classes. Any investment in another investment company would be consistent with the fund's objective(s) and investment program.

The risks of owning another investment company are generally similar to the risks of investing directly in the securities in which that investment company invests. However, an investment company may not achieve its investment objective or execute its investment strategy effectively, which may adversely affect the fund's performance. In addition, because closed-end funds and exchange-traded funds trade on a secondary market, their shares may trade at a premium or discount to the actual net asset value of their portfolio securities, and their shares may have greater volatility if an active trading market does not exist.

As a shareholder of another investment company, the fund must pay its pro-rata share of that investment company's fees and expenses. If the fund invests in another T. Rowe Price Fund, the management fee paid by the fund will be reduced to ensure that the fund does not incur duplicate management fees as a result of its investment.

Investments in other investment companies could allow the fund to obtain the benefits of a more diversified portfolio than might otherwise be available through direct investments in a particular asset class and will subject the fund to the risks associated with the particular asset class or asset classes in which an underlying fund invests.

Illiquid Investments

Some of the fund's holdings may be considered illiquid because they are subject to legal or contractual restrictions on resale or because they cannot reasonably be expected to be sold or disposed of in current market conditions in seven calendar days or less without the sale or disposition significantly changing the market value of the investment. The determination of liquidity involves a variety of factors. Illiquid investments may include private placements that are sold directly to a small number of investors, usually institutions. Unlike public offerings, such securities are not registered with the SEC. Although certain of these securities may be readily sold (for example, pursuant to Rule 144A under the Securities Act of 1933) and therefore deemed liquid, others may have resale restrictions and be considered illiquid. The sale of illiquid investments may involve substantial delays and additional costs, and the fund may only be able to sell such investments at prices substantially lower than what it believes they are worth. In addition, the fund's investments in illiquid investments may reduce the returns of the fund because it may be unable to sell such investments at an advantageous time, which could prevent the fund from taking advantage of other investment opportunities.

Temporary Defensive Position

The fund may assume a temporary defensive position to respond to adverse market, economic, political, or other conditions, such as to provide flexibility in meeting redemptions, pay expenses, or manage cash flows. The temporary defensive position may be inconsistent with the fund's principal investment objective(s) and/or strategies, which may impact the fund's returns or its ability to achieve its investment objective(s). For temporary defensive purposes, the fund may invest without limit in cash or other liquid instruments.

Reserve Position

A certain portion of the fund's assets may be held in reserves. The fund's reserve positions will typically consist of: (1) shares of a T. Rowe Price internal money market fund or short-term bond fund (which do not charge any management fees and are not available for public purchase); (2) short-term, high-quality U.S. and non-U.S. dollar-denominated money market securities, including repurchase agreements; and (3) U.S. dollar or non-U.S. dollar currencies. If the fund has significant holdings in reserves, it could compromise its ability to achieve its objective(s). Non-U.S. dollar reserves are subject to currency risk.

Borrowing Money and Transferring Assets

The fund may borrow from banks, other persons, and other T. Rowe Price Funds for temporary or emergency purposes, to facilitate redemption requests, or for other purposes consistent with the fund's policies as set forth in this prospectus and the SAI. Such borrowings may be collateralized with the fund's assets, subject to certain restrictions.

Borrowings may not exceed 33⅓% of the fund's total assets. This limitation includes any borrowings for temporary or emergency purposes, applies at the time of the transaction, and continues to the extent required by the Investment Company Act of 1940.

Meeting Redemption Requests

We expect that the fund will hold cash or cash equivalents to meet redemption requests. The fund may also use the proceeds from the sale of portfolio securities to meet redemption requests if consistent with the management of the fund. These redemption methods will be used regularly and may also be used in deteriorating or stressed market conditions. The fund reserves the right to pay redemption proceeds with securities from the fund's portfolio rather than in cash (redemptions in-kind), as described under "Large Redemptions." Redemptions in-kind are typically used to meet redemption requests that represent a large percentage of the fund's net assets in order to minimize the effect of large redemptions on the fund and its remaining shareholders. In general, any redemptions in-kind will represent a pro-rata distribution of the fund's securities, subject to certain limited exceptions. Redemptions in-kind may be used regularly in circumstances as described above (generally if the shareholder is able to accept securities in-kind) and may also be used in stressed market conditions.

The fund, along with other T. Rowe Price Funds, is a party to an interfund lending exemptive order received from the SEC that permits the T. Rowe Price Funds to borrow money from and/or lend money to other T. Rowe Price Funds to help the funds meet short-term redemptions and liquidity needs.

During periods of deteriorating or stressed market conditions, when an increased portion of the fund's portfolio may be composed of holdings with reduced liquidity or lengthy settlement periods, or during extraordinary or emergency circumstances, the fund may be more likely to pay redemption proceeds with cash obtained through interfund lending or short-term borrowing arrangements (if available) or by redeeming a large redemption request in-kind.

Lending of Portfolio Securities

The fund may lend its portfolio securities to broker-dealers, other institutions, or other persons to earn additional income. Risks include the potential insolvency of the broker-dealer or other borrower that could result in delays in recovering securities and capital losses. Additionally, losses could result from the reinvestment of collateral received on loaned securities in investments that decline in value, default, or do not perform as well as expected. Cash collateral from securities lending is invested in a T. Rowe Price short-term bond or money market fund.

PORTFOLIO TURNOVER

Turnover is an indication of frequency of trading. Each time the fund purchases or sells a security, it incurs a cost. This cost is reflected in the fund's net asset value but not in its operating expenses. The higher the turnover rate, the higher the transaction costs and the greater the impact on the fund's total return. Higher turnover can also increase the possibility of taxable capital gain distributions. The fund's portfolio turnover rates are shown in the Financial Highlights table.

FINANCIAL HIGHLIGHTS

The Financial Highlights table, which provides information about the fund's financial history, is based on a single share outstanding throughout the periods shown. The table is part of the fund's financial statements, which are included in its annual report and are incorporated by reference into the SAI (available upon request). The financial statements in the annual report were audited by the fund's independent registered public accounting firm, PricewaterhouseCoopers LLP.

FINANCIAL HIGHLIGHTS

For a share outstanding throughout each period

	Year Ended				
	12/31/22	12/31/21	12/31/20	12/31/19	12/31/18
NET ASSET VALUE					
Beginning of period	\$16.01	\$17.08	\$15.62	\$13.04	\$17.35
Investment activities					
Net investment income ⁽¹⁾⁽²⁾	0.11	0.11	0.08	0.34 ⁽³⁾	0.21
Net realized and unrealized gain/loss	(2.64)	0.09	2.17	3.27	(2.67)
Total from investment activities	(2.53)	0.20	2.25	3.61	(2.46)
Distributions					
Net investment income	(0.11)	(0.11)	(0.09)	(0.37)	(0.23)
Net realized gain	(0.33)	(1.16)	(0.70)	(0.66)	(1.62)
Total distributions	(0.44)	(1.27)	(0.79)	(1.03)	(1.85)
NET ASSET VALUE					
End of period	\$13.04	\$16.01	\$17.08	\$15.62	\$13.04
Ratios/Supplemental Data					
Total return⁽²⁾⁽⁴⁾	(15.81)%	1.32%	14.45%	27.77%	(14.20)%
Ratios to average net assets: ⁽²⁾					
Gross expenses before waivers/payments by Price Associates ⁽⁵⁾	1.05%	1.05%	1.05%	1.05%	1.00%
Net expenses after waivers/payments by Price Associates	0.95%	0.95%	0.95%	0.95%	1.00%
Net investment income	0.79%	0.59%	0.56%	2.31% ⁽³⁾	1.28%
Portfolio turnover rate	31.1%	29.1%	30.6%	33.8%	36.3%
Net assets, end of period (in thousands)	\$223,011	\$291,749	\$300,544	\$295,743	\$271,207

(1) Per share amounts calculated using average shares outstanding method.

(2) Includes the impact of expense-related arrangements with Price Associates.

(3) Reflects special dividends which amounted to \$0.16 per share and 1.07% of average net assets.

(4) Total return reflects the rate that an investor would have earned on an investment in the fund during each period, assuming reinvestment of all distributions, and payment of no redemption or account fees, if applicable.

(5) Prior to 12/31/19, the gross expense ratios presented are net of a management fee waiver in effect during the period, as applicable.

DISCLOSURE OF FUND PORTFOLIO INFORMATION

Most T. Rowe Price Funds disclose their calendar quarter-end portfolio holdings on troweprice.com 15 calendar days after each quarter. At the discretion of the investment adviser, these holdings reports may exclude the issuer name and other information relating to a holding in order to protect the fund's interests and to prevent harm to the fund or its shareholders. In addition, most T. Rowe Price Funds disclose their 10 largest holdings, along with the percentage of the relevant fund's total assets that each of the 10 holdings represents, on troweprice.com on the seventh business day after each month-end. These holdings are listed in numerical order based on such percentages of the fund's assets. A description of T. Rowe Price's policies and procedures with respect to the disclosure of portfolio information is available in the SAI.

The following policies and procedures generally apply to the T. Rowe Price Variable Insurance Portfolios, which are T. Rowe Price mutual funds specifically designed to be made available through variable annuity or variable life insurance contracts. For instructions on how to purchase and redeem shares of the funds, you should refer to your insurance contract prospectus.

INVESTING IN T. ROWE PRICE VARIABLE INSURANCE PORTFOLIOS

Shares of the Variable Insurance Portfolios are designed to be offered to insurance company separate accounts established for the purpose of funding variable annuity and variable life insurance contracts. The variable annuity and variable life insurance contracts holders or participants are not the shareholders of the funds. Rather, the separate account of the insurance company is the shareholder. The variable annuity and variable life insurance contracts are described in separate prospectuses issued by the insurance companies. The funds assume no responsibility for any insurance company prospectuses or variable annuity or variable life insurance contracts.

Some of the Variable Insurance Portfolios are available only in a single share class, while some of the Variable Insurance Portfolios are also available in a II Class. Shares of the funds are sold and redeemed without the imposition of any sales charges, commissions, or redemption fees, although shares of the II Class are subject to a 12b-1 fee at a rate of up to 0.25% of the class' average daily net assets. In addition, certain other charges may apply to variable annuity or variable life insurance contracts. Those charges are disclosed in the insurance contract prospectus.

Your ability to exchange from these funds into any other T. Rowe Price Fund that serves as an investment option under your insurance contract is governed by the terms of that contract and the insurance contract prospectus, as well as the funds' Excessive and Short-Term Trading Policy described later in this section.

DISTRIBUTION AND SHAREHOLDER SERVICING FEES

Each II Class has adopted a 12b-1 plan to pay certain expenses associated with the distribution of II Class shares out of II Class assets. Under such 12b-1 plan, the II Class may make payments at a rate of up to 0.25% of the class' average daily net assets to various insurance companies, their agents, and contract distributors for distribution and servicing of fund shares. These payments may be more or less than the costs incurred by the insurance companies, their agents, and contract distributors for distribution and servicing of fund shares. Because the fees are paid from the II Class net assets on an ongoing basis, they will increase the cost of your investment and, over time, could result in your paying more than with other types of sales charges. The Portfolio Class of shares have not adopted a 12b-1 plan, and does not pay any distribution fees to third parties.

In addition, from time to time, T. Rowe Price may make payments from its own resources to eligible insurance companies for recordkeeping and administrative services they provide to a fund for contract holders. These payments may range from 0.15% to 0.25% of the average annual total assets invested by the separate accounts of the insurance company in the fund. All payments described specifically by this paragraph are paid by T. Rowe Price and are not paid directly from the Variable Insurance Portfolios' assets.

PRICING OF SHARES AND TRANSACTIONS

How and When Shares are Priced

The trade date for your transaction request generally depends on the day and time that your insurance company or T. Rowe Price receives your request and will normally be executed using the next share price calculated after your order is received in correct form by your insurance company or T. Rowe Price or its agent. The share price, also called the net asset value, for each share class of a fund is calculated at the close of trading on the New York Stock Exchange (NYSE), which is normally 4 p.m. ET, on each day that the NYSE is open for business. Net asset values are not calculated for the funds on days when the NYSE is scheduled to be closed for trading (for example, weekends and certain U.S. national holidays). If the NYSE is unexpectedly closed due to weather or other extenuating

circumstances on a day it would typically be open for business, or if the NYSE has an unscheduled early closing on a day it has opened for business, the funds reserve the right to treat such day as a business day and accept purchase and redemption orders and calculate their share price as of the normally scheduled close of regular trading on the NYSE for that day.

To calculate the net asset value, the fund's assets are valued and totaled; liabilities are subtracted; and each class' proportionate share of the balance, called net assets, is divided by the number of shares outstanding of that class. Market values are used to price portfolio holdings for which market quotations are readily available. Market values generally reflect the prices at which securities actually trade or represent prices that have been adjusted based on evaluations and information provided by the fund's pricing services. Investments in other mutual funds are valued at the closing net asset value per share of the mutual fund on the day of valuation. Investment for which market quotations are not readily available or deemed unreliable are valued at fair value as determined in good faith by T. Rowe Price, as the valuation designee, designated by the Board, by taking into account various, adopted factors and methodologies for determining the fair value. This value may differ from the value the fund receives upon sale of the securities.

Amortized cost is used to price securities held by money market funds and certain short-term debt securities held by other funds. The Government Money Portfolio, which seeks to maintain a stable net asset value of \$1.00, uses the amortized cost method of valuation to calculate its net asset value. Amortized cost allows money market funds to value a holding at the fund's acquisition cost with adjustments for any premiums or discounts and then round the net asset value per share to the nearest whole cent. The amortized cost method of valuation enables money market funds to maintain a \$1.00 net asset value, but it may also result in periods during which the stated value of a security held by the funds differs from the market-based price the funds would receive if they sold that holding. The current market-based net asset value per share for each business day in the preceding six months is available for the Government Money Portfolio through troweprice.com. These market-based net asset values are for informational purposes only and are not used to price transactions.

T. Rowe Price uses various pricing services to obtain closing market prices, as well as information used to adjust those prices and to value most fixed income securities. T. Rowe Price cannot predict how often it will use closing prices or how often it will adjust those prices. T. Rowe Price routinely evaluates its fair value processes.

Non-U.S. equity securities are valued on the basis of their most recent closing market prices at 4 p.m. ET, except under the following circumstances. Most foreign markets close before 4 p.m. ET. For example, the most recent closing prices for securities traded in certain Asian markets may be as much as 15 hours old at 4 p.m. ET. If T. Rowe Price determines that developments between the close of a foreign market and the close of the NYSE will, in its judgment, affect the value of some or all of the fund's securities, T. Rowe Price will adjust the previous closing prices to reflect what it believes to be the fair value of the securities as of 4 p.m. ET. In deciding whether to make these adjustments, T. Rowe Price reviews a variety of factors, including developments in foreign markets, the performance of U.S. securities markets, and the performance of instruments trading in U.S. markets that represent foreign securities and baskets of foreign securities.

T. Rowe Price may also fair value certain securities or a group of securities in other situations—for example, when a particular foreign market is closed but the fund is open. For a fund that has investments in securities that are primarily listed on foreign exchanges that trade on weekends or other days when the fund does not price its shares, the fund's net asset value may change on days when shareholders will not be able to purchase or redeem the fund's shares. If an event occurs that affects the value of a security after the close of the market, such as a default of a commercial paper issuer or a significant move in short-term interest rates, T. Rowe Price may make a price adjustment depending on the nature and significance of the event. T. Rowe Price also evaluate a variety of factors when assigning fair values to private placements and other restricted securities. Other mutual funds may adjust the prices of their securities by different amounts or assign different fair values than the fair value that the fund assigns to the same security.

How the Trade Date is Determined

The insurance companies purchase shares of the fund for their separate accounts, using premiums allocated by the contract holders or participants. Shares are purchased at the net asset value next determined after the insurance company receives the premium payment in correct form. Initial and subsequent payments allocated to the fund are subject to the limits stated in the insurance contract prospectus issued by the insurance company.

The insurance companies redeem shares of the fund to make benefit or surrender payments under the terms of their contracts. Redemptions are processed on any day on which the NYSE is open and are priced at the fund's net asset value next determined after the insurance company receives a surrender request in acceptable form.

The funds have authorized certain insurance companies, financial intermediaries, or their designees to accept orders to buy or sell fund shares on their behalf. Generally, when insurance companies receive an order in correct form, the order is considered as being

placed with the fund and shares will be bought or sold at the net asset value next calculated after the order is received by the insurance company. The insurance company or financial intermediary must transmit the order to T. Rowe Price or its agent and pay for such shares in accordance with the agreement with T. Rowe Price, or the order may be canceled and the insurance company or financial intermediary could be held liable for the losses. If the fund does not have such an agreement in place with your insurance company or financial intermediary, T. Rowe Price or its agent must receive the request in correct form from your insurance company or financial intermediary by the close of the NYSE in order for your transaction to be priced at that business day's net asset value.

Note: The time at which transactions and shares are priced and the time until which orders are accepted may be changed in case of an emergency or if the NYSE closes at a time other than 4 p.m. ET. The funds reserve the right to not treat an unscheduled intraday disruption or closure in NYSE trading as a closure of the NYSE and still accept transactions and calculate their net asset value as of 4 p.m. ET.

GENERAL POLICIES RELATING TO TRANSACTIONS

Purchasing Shares

All initial and subsequent investments by insurance companies or financial intermediaries are typically made by bank wire or electronic payment. There is no assurance that the share price for the purchase will be the same day the wire or electronic payment was initiated. The Variable Insurance Portfolios do not require a particular minimum amount for initial or subsequent purchases. However, you should check with your insurance company to determine if a minimum applies to your investment. Purchases by financial intermediaries are typically initiated through the National Securities Clearing Corporation or by calling Client Account Management. The fund may permit financial intermediaries to submit purchase orders for shares through various other methods as well, if approved by Client Account Management.

When authorized by the fund, certain financial institutions purchasing fund shares on behalf of customers through T. Rowe Price Client Account Management may place a purchase order unaccompanied by payment. Payment for these shares must be received by the time designated by the fund (not to exceed the period established for settlement under applicable regulations). If payment is not received by this time, the order may be canceled. The financial institution is responsible for any costs or losses incurred by the fund or T. Rowe Price if payment is delayed or not received.

U.S. Dollars All purchases must be paid for in U.S. dollars.

Nonpayment Purchases may be canceled for any orders that are not paid in full. The purchaser may be responsible for any losses or expenses incurred by the fund or its transfer agent, and the fund can redeem shares as reimbursement. The funds and their agents have the right to reject or cancel any purchase due to nonpayment.

Redeeming Shares

Unless otherwise indicated, redemption proceeds will be sent via bank wire to the insurance company's or financial intermediary's designated bank. Redemptions are typically initiated through the National Securities Clearing Corporation or by calling Client Account Management. The fund may permit financial intermediaries to submit redemption orders for shares through various other methods as well, if approved by Client Account Management. Normally, the fund transmits proceeds to insurance companies and financial intermediaries for redemption orders received in correct form on either the next business day or second business day after receipt of the order, depending on the arrangement with the insurance company or financial intermediary. However, you should check with your insurance company about procedures for receiving your redemption proceeds under your insurance contract.

Please note that certain purchase and redemption requests initiated through the National Securities Clearing Corporation may be rejected, and in such instances, the transaction must be placed by contacting Client Account Management.

Large Redemptions Large redemptions can adversely affect a portfolio manager's ability to implement a fund's investment strategy by causing the premature sale of securities that would otherwise be held longer. Therefore, the fund reserves the right (without prior notice) to redeem in-kind. In general, any redemptions in-kind will represent a pro-rata distribution of a fund's securities, subject to certain limited exceptions. The redeeming shareholder or account will be responsible for disposing of the securities, and the shareholder or account will be subject to the risks that the value of the securities could decline prior to their sale, the securities could be difficult to sell, and brokerage fees could be incurred. If a shareholder or account owner continues to hold the securities, he or she may be subject to any ownership restrictions imposed by the issuers. For example, real estate investment trusts often impose ownership restrictions on their equity securities.

Delays in Sending Redemption Proceeds The Variable Insurance Portfolios typically expect that redemption requests will be paid out to redeeming shareholders by the business day following the receipt of a redemption request that is in correct form. Proceeds sent by wire are typically credited to the insurance company's or financial intermediary's designated bank the next business day after the redemption. However, under certain circumstances, and when deemed to be in a fund's best interests, proceeds may not be sent for up to seven calendar days after receipt of a valid redemption order (for example, during periods of deteriorating or stressed market conditions or during extraordinary or emergency circumstances). In addition, under certain limited circumstances, the Board of Directors of a money market fund may elect to permanently suspend redemptions in order to facilitate an orderly liquidation of the money market fund (subject to any additional liquidation requirements).

Excessive and Short-Term Trading Policy

Excessive transactions and short-term trading can be harmful to fund shareholders in various ways, such as disrupting a fund's portfolio management strategies, increasing a fund's trading and other costs, and negatively affecting its performance. Short-term traders in funds that invest in foreign securities may seek to take advantage of developments overseas that could lead to an anticipated difference between the price of the funds' shares and price movements in foreign markets. While there is no assurance that T. Rowe Price can prevent all excessive and short-term trading, the Boards of the T. Rowe Price Funds have adopted the following trading limits that are designed to deter such activity and protect the funds' shareholders. The funds may revise their trading limits and procedures at any time as the Boards deem necessary or appropriate to better detect short-term trading that may adversely affect the funds, to comply with applicable regulatory requirements, or to impose additional or alternative restrictions. The Excessive and Short-Term Trading Policy for the T. Rowe Price Funds applies to contract holders notwithstanding any provisions in your insurance contract.

Subject to certain exceptions, each T. Rowe Price Fund restricts a shareholder's purchases (including through exchanges) into a fund account for a period of 30 calendar days after the shareholder has redeemed or exchanged out of that same fund account (30-Day Purchase Block). The calendar day after the date of redemption is considered Day 1 for purposes of computing the period before another purchase may be made.

General Exceptions As of the date of this prospectus, the following types of transactions generally are not subject to the 30-Day Purchase Block (certain of these exceptions are not applicable to Variable Insurance Portfolios):

- Shares purchased or redeemed in money market funds and ultra short-term bond funds;
- Shares purchased or redeemed through a systematic purchase or withdrawal plan;
- Checkwriting redemptions from bond funds and money market funds;
- Shares purchased through the reinvestment of dividends or capital gain distributions;
- Shares redeemed automatically by a fund to pay fund fees or shareholder account fees;
- Transfers and changes of account registration within the same fund;
- Shares purchased by asset transfer or direct rollover;
- Shares purchased or redeemed through IRA conversions and recharacterizations;
- Shares redeemed to return an excess contribution from a retirement account;
- Transactions in Section 529 college savings plans;
- Certain transactions in defined benefit and nonqualified plans, subject to prior approval by T. Rowe Price;
- Shares converted from one share class to another share class in the same fund;
- Shares of T. Rowe Price Funds that are purchased by another T. Rowe Price Fund, including shares purchased by T. Rowe Price fund-of-funds products, and shares purchased by discretionary accounts managed by T. Rowe Price or one of its affiliates (please note that shareholders of the investing T. Rowe Price Fund are still subject to the policy);
- Transactions initiated by the trustee or adviser to a donor-advised charitable gift fund as approved by T. Rowe Price; and
- Transactions having a value of \$5,000 or less (insurance companies and financial intermediaries may apply the Excessive and Short-Term Trading Policy to transactions of any amount).

Transactions in certain rebalancing, asset allocation, wrap, and other advisory programs, as well as non-T. Rowe Price fund-of-funds products, may also be exempt from the 30-Day Purchase Block, subject to prior written approval by T. Rowe Price.

In addition to restricting transactions in accordance with the 30-Day Purchase Block, T. Rowe Price may, in its discretion, reject (or instruct a financial intermediary or insurance company to reject) any purchase or exchange into a fund from a person (which includes individuals and entities) whose trading activity could disrupt the management of the fund or dilute the value of the fund's shares, including trading by persons acting collectively (for example, following the advice of a newsletter). Such persons may be barred, without prior notice, from further purchases of T. Rowe Price Funds for a period longer than 30 calendar days, or permanently.

Omnibus Accounts Financial intermediaries and insurance companies may maintain their underlying accounts directly with the fund, although they often establish an omnibus account (one account with the fund that represents multiple underlying shareholder accounts or underlying contract holder accounts) in the fund on behalf of their customers. When insurance companies establish omnibus accounts in the T. Rowe Price Funds, T. Rowe Price is not able to monitor the trading activity by underlying contract holders. However, T. Rowe Price monitors aggregate trading activity at the insurance company (omnibus account) level in an attempt to identify activity that indicates potential excessive or short-term trading. If it detects suspicious trading activity, T. Rowe Price will contact the insurance company and may request personal identifying information and transaction histories for some or all of the underlying contract holders. If T. Rowe Price believes that excessive or short-term trading has occurred and there is no exception for such trades under the funds' Excessive and Short-Term Trading Policy previously described, it will instruct the insurance company to impose restrictions to discourage such practices and take appropriate action with respect to the underlying contract holder, including restricting purchases for 30 calendar days or longer. There is no assurance that T. Rowe Price will be able to properly enforce its Excessive and Short-Term Trading Policy for omnibus accounts. Because T. Rowe Price generally relies on financial intermediaries and insurance companies to provide information and impose restrictions for omnibus accounts, its ability to monitor and deter excessive trading will be dependent upon the financial intermediaries' and insurance companies' timely performance of their responsibilities.

T. Rowe Price may allow a financial intermediary or insurance company to maintain restrictions on trading in the T. Rowe Price Funds that differ from the 30-Day Purchase Block. An alternative excessive and short-term trading policy would be acceptable to T. Rowe Price if it believes that the policy would provide sufficient protection to the T. Rowe Price Funds and their shareholders that is consistent with the Excessive and Short-Term Trading Policy adopted by the funds' Boards.

The terms of your insurance contract may further restrict your ability to trade between investment options available under your contract. You should carefully review your insurance contract or consult with your insurance company directly to determine the trading policy, as well as any rules or conditions on transactions that will apply to your trades in the T. Rowe Price Funds and any other investment options available under your contract.

There is no guarantee that T. Rowe Price will be able to identify or prevent all excessive or short-term trades or trading practices.

Responsibility for Unauthorized Transactions

T. Rowe Price and its agents use procedures reasonably designed to confirm that telephone, electronic, and other instructions are genuine. These procedures include recording telephone calls, requiring personalized security codes or certain identifying information for inquiries and requests, and requiring Medallion signature guarantees for certain transactions and account changes. If T. Rowe Price and its agents follow these procedures, they are not responsible for any losses that may occur due to unauthorized instructions. In addition, you should verify the accuracy of transactions immediately after you receive confirmation of them and notify T. Rowe Price of any inaccuracies.

Fund Operations and Shareholder Services

T. Rowe Price and The Bank of New York Mellon, subject to the oversight of T. Rowe Price, each provide certain accounting services to the T. Rowe Price Funds. T. Rowe Price Services, Inc., acts as the transfer agent and dividend disbursing agent and provides shareholder and administrative services to the funds. These companies receive compensation from the funds for their services. These fees are included in a fund's financial statements.

INFORMATION ON DISTRIBUTIONS AND TAXES

Each fund intends to qualify to be treated each year as a regulated investment company under Subchapter M of the Internal Revenue Code of 1986, as amended (Code). In order to qualify, a fund must satisfy certain income, diversification, and distribution requirements. A regulated investment company is not subject to U.S. federal income tax at the portfolio level on income and gains from investments that are distributed to shareholders. However, if a fund were to fail to qualify as a regulated investment company, and were ineligible to or otherwise did not cure such failure, the result would be fund-level taxation and, consequently, a reduction in income available for distribution to the fund's shareholders.

For a discussion of the tax status of your variable annuity contract, please refer to the insurance contract prospectus. Any tax forms applicable to your investment will be provided to you by your insurance company.

To the extent possible, all net investment income and realized capital gains are distributed to shareholders, which are the various

insurance companies that have established separate accounts in connection with their issuance of variable annuity and variable life insurance contracts.

Dividends and Other Distributions

The following table provides details on dividend payments:

Fund	Dividend Payment Schedule
Limited-Term Bond	<ul style="list-style-type: none"> • Shares normally begin to earn any dividends on the business day after payment is received by T. Rowe Price. • Dividends, if any, are declared daily and paid on the first business day of each month.
Equity Income, Equity Index 500, and Moderate Allocation	<ul style="list-style-type: none"> • Dividends, if any, are declared and paid quarterly, in March, June, September, and December. • Must be a shareholder on the dividend record date.
All other funds	<ul style="list-style-type: none"> • Dividends, if any, are declared and paid annually, generally in December. • Must be a shareholder on the dividend record date.
All funds	<ul style="list-style-type: none"> • If necessary, a fund may make additional distributions on short notice to minimize any fund level tax liabilities.

Shares of the Limited-Term Bond Portfolio will normally earn dividends through the date of redemption. The funds do not pay dividends in fractional cents. Any dividend amount earned for a particular day on all shares held that is one-half of one cent or greater (for example, \$0.016) will be rounded up to the next whole cent (\$0.02), and any amount that is less than one-half of one cent (for example, \$0.014) will be rounded down to the nearest whole cent (\$0.01). Please note that if the dividend payable on all shares held is less than one-half of one cent for a particular day, no dividend will be earned for that day.

All fund distributions made to a separate account will be reinvested automatically in additional fund shares, unless a shareholder (separate account) elects to receive distributions in cash. Under current law, dividends and distributions made by the fund to separate accounts are generally not taxable to the separate accounts, the insurance company, or the contract holder, provided that the separate account meets the diversification requirements of Code Section 817(h) and other tax-related requirements are satisfied. Each of the Variable Insurance Funds intends to diversify its investments in the manner required under Code Section 817(h).

Capital Gain Payments

A capital gain or loss is the difference between the purchase and sale price of a security. If a fund has net capital gains for the year (after subtracting any capital losses), they are usually declared and paid in December to shareholders of record on a specified date that month. If a second distribution is necessary, it is generally paid the following year. A fund may have to make additional capital gain distributions, if necessary, to comply with the applicable tax law.

RIGHTS RESERVED BY THE FUNDS

T. Rowe Price Funds and their agents, in their sole discretion, reserve the following rights: (1) to waive or lower investment minimums; (2) to accept initial purchases by telephone; (3) to refuse any purchase or exchange order; (4) to cancel or rescind any purchase or exchange order placed through a financial intermediary no later than the business day after the order is received by the financial intermediary (including, but not limited to, orders deemed to result in excessive trading, market timing, or 5% ownership); (5) to cease offering fund shares at any time to all or certain groups of investors; (6) to freeze any account and suspend account services when notice has been received of a dispute regarding the ownership of the account, or a legal claim against an account, upon initial notification to T. Rowe Price of a shareholder's death until T. Rowe Price receives required documentation in correct form, or if there is reason to believe a fraudulent transaction may occur; (7) to otherwise modify the conditions of purchase and modify or terminate any services at any time; (8) to waive any wire fees charged to a group of shareholders; (9) to act on instructions reasonably believed to be genuine; (10) to involuntarily redeem an account at the net asset value calculated the day the account is redeemed when permitted by law, including in cases of threatening or abusive conduct, suspected fraudulent or illegal activity, or if the fund or its

agent is unable, through its procedures, to verify the identity of the person(s) or entity opening an account; and (11) for the money market funds, to suspend redemptions to facilitate an orderly liquidation.

In an effort to protect T. Rowe Price Funds from the possible adverse effects of a substantial redemption in a large account, as a matter of general policy, no contract holder or participant or group of contract holders or participants controlled by the same person or group of persons will knowingly be permitted to purchase in excess of 5% of the outstanding shares of the fund, except upon approval by the fund's management.

A Statement of Additional Information for the T. Rowe Price family of funds, which includes additional information about the funds, has been filed with the SEC and is incorporated by reference into this prospectus. Further information about fund investments, including a review of market conditions and the manager's recent investment strategies and their impact on performance during the past fiscal year, is available in the annual and semiannual shareholder reports. To obtain free copies of any of these documents, or for shareholder inquiries, contact your insurance company. Certain documents and updated performance information are available through troweprice.com.

Fund reports and other fund information are available on the EDGAR Database on the SEC's internet site at sec.gov. Copies of this information may be obtained, after paying a duplicating fee, by electronic request at publicinfo@sec.gov.

T.RowePrice®

1940 Act File No. 811-07145
E301-040 5/1/23

Janus Henderson Balanced Portfolio

Institutional Shares
Ticker
JABLX

Janus Aspen Series

Prospectus

This Prospectus describes Janus Henderson Balanced Portfolio (the “Portfolio”), a series of Janus Aspen Series (the “Trust”). Janus Henderson Investors US LLC (the “Adviser”) serves as investment adviser to the Portfolio. The Portfolio currently offers two classes of shares. The Institutional Shares (the “Shares”) are offered by this Prospectus in connection with investment in and payments under variable annuity contracts and variable life insurance contracts (collectively, “variable insurance contracts”), as well as certain qualified retirement plans.

This Prospectus contains information that a prospective purchaser of a variable insurance contract or plan participant should consider in conjunction with the accompanying separate account prospectus of the specific insurance company product before allocating purchase payments or premiums to the Portfolio. Each variable insurance contract involves fees and expenses that are not described in this Prospectus. Refer to the accompanying contract prospectus for information regarding contract fees and expenses and any restrictions on purchases or allocations.

For the purpose of this Prospectus, any reference to the “Janus Henderson funds” is inclusive of all series of the Trust, collectively, unless otherwise noted in this Prospectus.

TABLE OF CONTENTS

PORTFOLIO SUMMARY	
Janus Henderson Balanced Portfolio	2
ADDITIONAL INFORMATION ABOUT THE PORTFOLIO	
Fees and expenses	8
Additional investment strategies and general portfolio policies	8
Risks of the Portfolio	14
MANAGEMENT OF THE PORTFOLIO	
Investment adviser	25
Management expenses	25
Portfolio management	26
OTHER INFORMATION	27
DISTRIBUTIONS AND TAXES	28
SHAREHOLDER'S GUIDE	
Pricing of portfolio shares	29
Administrative fees	30
Payments to financial intermediaries by the Adviser or its affiliates	30
Purchases	31
Redemptions	32
Excessive trading	33
Shareholder communications	35
FINANCIAL HIGHLIGHTS	36
GLOSSARY OF INVESTMENT TERMS	37

PORTFOLIO SUMMARY

Janus Henderson Balanced Portfolio

Ticker: JABLX Institutional Shares

INVESTMENT OBJECTIVE

Janus Henderson Balanced Portfolio (“Balanced Portfolio”) seeks long-term capital growth, consistent with preservation of capital and balanced by current income.

FEEES AND EXPENSES OF THE PORTFOLIO

This table describes the fees and expenses that you may pay if you buy, hold, and sell Shares of the Portfolio. **Owners of variable insurance contracts that invest in the Shares should refer to the variable insurance contract prospectus for a description of fees and expenses, as the following table and examples do not reflect deductions at the separate account level or contract level for any charges that may be incurred under a contract. Inclusion of these charges would increase the fees and expenses described below.**

ANNUAL FUND OPERATING EXPENSES

(expenses that you pay each year as a percentage of the value of your investment)

Management Fees	0.55%
Other Expenses	0.07%
Total Annual Fund Operating Expenses	0.62%

EXAMPLE:

The Example is intended to help you compare the cost of investing in the Portfolio with the cost of investing in other mutual funds. The Example assumes that you invest \$10,000 in the Portfolio for the time periods indicated, reinvest all dividends and distributions, and then redeem all of your Shares at the end of each period. The Example also assumes that your investment has a 5% return each year and that the Portfolio’s operating expenses remain the same. Although your actual costs may be higher or lower, based on these assumptions your costs would be:

	1 Year	3 Years	5 Years	10 Years
Institutional Shares	\$ 63	\$ 199	\$ 346	\$ 774

Portfolio Turnover: The Portfolio pays transaction costs, such as commissions, when it buys and sells securities (or “turns over” its portfolio). A higher portfolio turnover rate may indicate higher transaction costs. These costs, which are not reflected in annual fund operating expenses or in the Example, affect the Portfolio’s performance. During the most recent fiscal year, the Portfolio’s turnover rate was 89% of the average value of its portfolio.

PRINCIPAL INVESTMENT STRATEGIES

The Portfolio pursues its investment objective by normally investing 35-65% of its assets in equity securities and the remaining assets in fixed-income securities and cash equivalents. The Portfolio normally invests at least 25% of its assets in fixed-income senior securities. As of December 31, 2022, approximately 56.27% of the Portfolio’s assets were held in equity securities, including common stocks, and 43.73% of the Portfolio’s assets were held in fixed-income securities and cash equivalents.

The Portfolio’s equity investments include, but are not limited to, common stocks and other securities with equity characteristics. The Portfolio’s fixed-income investments include, but are not limited to, government notes and bonds, corporate bonds, commercial and residential mortgage-backed securities, and asset-backed securities. The Portfolio may also invest in money market instruments. The Portfolio may invest in fixed and floating rate obligations with varying durations.

The Portfolio will limit its investments in high-yield/high-risk bonds (also known as “junk” bonds) to 35% of the fixed-income portion of its net assets. The Portfolio may enter into “to be announced” or “TBA” commitments when purchasing mortgage-backed securities or other securities. The Portfolio also invests in securities that have contractual restrictions that

prohibit or limit their public resale (these are known as “restricted securities”), which may include Rule 144A securities. The Portfolio may also invest in foreign securities, which may include investments in emerging market securities.

The Portfolio may also invest its assets in derivatives, which are instruments that have a value derived from, or directly linked to, an underlying asset, such as equity securities, fixed-income securities, commodities, currencies, interest rates, or market indices. In particular, the Portfolio may use forward currency contracts to offset risks associated with an investment, currency exposure, or market conditions and may use interest rate swaps and futures, including Treasury bond futures, to manage interest rate risk, yield curve positioning, and country exposure. The Portfolio may also use index credit default swaps for hedging purposes (to offset risks associated with an investment exposure, or market conditions), to increase or decrease the Portfolio’s exposure to a particular market, to manage or adjust the risk profile of the Portfolio relative to its benchmark index, and to earn income, enhance returns, or preserve capital. The Portfolio’s exposure to derivatives will vary and may include derivatives that have characteristics similar to the securities in which the Portfolio may directly invest. The Portfolio may take short positions on derivatives instruments.

In choosing investments, portfolio management that focuses on the equity portion of the Portfolio applies a “bottom-up” approach. In other words, equity portfolio management looks at companies one at a time to determine if a company is an attractive investment opportunity and if it is consistent with the Portfolio’s investment policies. Factors that equity portfolio management will consider in its fundamental analysis include a company’s revenue growth potential, returns on capital, and balance sheet flexibility. Equity portfolio management will generally consider selling a security when, among other things, it reaches or exceeds its targeted value, the investment thesis for owning the position has changed, or to rebalance industry or sector weightings.

Portfolio management that focuses on the fixed-income portion of the Portfolio uses research-driven, “top-down” and “bottom-up” factors to identify and manage exposure to risks across sectors, industries, and individual investments. Fixed-income portfolio management evaluates expected risk-adjusted returns on a portfolio and position level by analyzing fundamentals, valuations and market technical indicators.

The Portfolio may seek to earn additional income through lending its securities to certain qualified broker-dealers and institutions on a short-term or long-term basis, in an amount equal to up to one-third of its total assets of its fixed-income investments as determined at the time of the loan origination.

PRINCIPAL INVESTMENT RISKS

The biggest risk is that the Portfolio’s returns will vary, and you could lose money. The Portfolio is designed for long-term investors seeking a balanced portfolio, including common stocks and bonds. Common stocks tend to be more volatile than many other investment choices. The principal risks associated with investing in the Portfolio are set forth below.

Market Risk. The value of the Portfolio’s holdings may decrease due to short-term market movements and over more prolonged market downturns. As a result, the Portfolio’s net asset value may fluctuate and it may be more difficult to value or sell the Portfolio’s holdings. Market risk may affect a single issuer, industry, economic sector, or the market as a whole. Market risk may be magnified if certain social, political, economic, and other conditions and events (such as terrorism, conflicts, including related sanctions, social unrest, natural disasters, epidemics and pandemics, including COVID-19) adversely interrupt the global economy and financial markets. It is important to understand that the value of your investment may fall, sometimes sharply, in response to changes in the market, and you could lose money.

Growth Securities Risk. Securities of companies perceived to be “growth” companies may be more volatile than other stocks and may involve special risks. If portfolio management’s perception of a company’s growth potential is not realized, the securities purchased may not perform as expected, reducing the Portfolio’s returns. In addition, because different types of stocks tend to shift in and out of favor depending on market and economic conditions, “growth” stocks may perform differently from other types of securities and the market as a whole.

Dividend-Oriented Stocks Risk. Companies that have paid regular dividends to shareholders may decrease or eliminate dividend payments in the future. A decrease in dividend payments by an issuer may result in a decrease in the value of the security held by the Portfolio or the Portfolio receiving less income.

Fixed-Income Securities Risk. Fixed-income securities are generally subject to the following risks:

- Interest rate risk is the risk that prices of bonds and other fixed-income securities will increase as interest rates fall and decrease as interest rates rise. A rising interest rate environment may increase the Portfolio's exposure to risks associated with rising interest rates. Rising interest rates have unpredictable effects on the markets and may expose fixed-income and related markets to heightened volatility.
- Credit risk is the risk that the credit strength of an issuer of a fixed-income security will weaken and/or that the issuer will be unable to make timely principal and interest payments and that the security may go into default.
- Prepayment risk is the risk that, during periods of falling interest rates, certain debt obligations may be paid off quicker than originally anticipated, which may cause the Portfolio to reinvest its assets in securities with lower yields, resulting in a decline in the Portfolio's income or return potential.
- Extension risk is the risk that, during periods of rising interest rates, certain debt obligations may be paid off substantially slower than originally anticipated, and as a result, the value of those obligations may fall.
- Valuation risk is the risk that one or more of the fixed-income securities in which the Portfolio invests are priced differently than the value realized upon such security's sale. In times of market instability, valuation may be more difficult. Valuation may also be affected by changes in the issuer's financial strength, the market's perception of such strength, or in the credit rating of the issuer or the security.
- Liquidity risk is the risk that fixed-income securities may be difficult or impossible to sell at the time that portfolio management would like or at the price portfolio management believes the security is currently worth. Consequently, the Portfolio may have to accept a lower price to sell a security, sell other securities to raise cash, or give up an investment opportunity, any of which could have a negative effect on the Portfolio's performance. In unusual market conditions, even normally liquid securities may be affected by a degree of liquidity risk (i.e., if the number and capacity of traditional market participants is reduced).

High-Yield/High-Risk Bond Risk. High-yield/high-risk bonds (also known as "junk" bonds) are considered speculative and may be more sensitive than other types of bonds to economic changes, political changes, or adverse developments specific to the company that issued the bond, which may adversely affect their value.

Portfolio Management Risk. The Portfolio is an actively managed investment portfolio and is therefore subject to the risk that the investment strategies and research process employed for the Portfolio may fail to produce the intended results. The Portfolio may underperform its benchmark index or other mutual funds with similar investment objectives.

Mortgage- and Asset-Backed Securities Risk. Mortgage- and asset-backed securities represent interests in "pools" of commercial or residential mortgages or other assets, including consumer loans or receivables. The value of mortgage- and asset-backed securities will be influenced by factors affecting the real estate market and the assets underlying these securities. Investments in mortgage- and asset-backed securities may be subject to credit risk, valuation risk, liquidity risk, extension risk, and prepayment risk. These securities also are subject to risk of default on the underlying mortgage or asset, particularly during periods of economic downturn.

Sovereign Debt Risk. Investments in U.S. and non-U.S. government debt securities ("sovereign debt"), especially the debt of certain emerging market countries, can involve a high degree of risk, including the risk that the governmental entity that controls the repayment of sovereign debt may not be willing or able to repay the principal and/or to pay the interest on its sovereign debt in a timely manner. A sovereign debtor's willingness or ability to satisfy its debt obligation may be affected by various factors including, but not limited to, its cash flow situation, the extent of its foreign currency reserves, the availability of foreign exchange when a payment is due, and the relative size of its debt position in relation to its economy as a whole. In the event of default, there may be limited or no legal remedies for collecting sovereign debt and there may be no bankruptcy proceedings through which the Portfolio may collect all or part of the sovereign debt that a governmental entity has not repaid. In addition, to the extent the Portfolio invests in non-U.S. sovereign debt, it may be subject to currency risk.

Derivatives Risk. Derivatives can be volatile and involve risks in addition to the risks of the underlying referenced securities or asset. Gains or losses from a derivative investment can be substantially greater than the derivative's original cost and can therefore involve leverage. Leverage may cause the Portfolio to be more volatile than if it had not used leverage. Derivatives entail the risk that the counterparty will default on its payment obligations. Derivatives used for hedging purposes may reduce or eliminate gains or cause losses if the market moves in a manner different from that anticipated by portfolio management or if the cost of the derivative outweighs the benefit of the hedge.

Floating Rate Obligations Risk. The Portfolio may invest in floating rate obligations with interest rates that reset regularly, maintaining a fixed spread over a stated reference rate. The interest rates on floating rate obligations typically reset quarterly, although rates on some obligations may adjust at other intervals. Unexpected changes in the interest rates on floating rate obligations could result in lower income to the Portfolio. In addition, the secondary market on which floating rate obligations are traded may be less liquid than the market for investment grade securities or other types of income-producing securities, which may have an adverse impact on their market price. There is also a potential that there is no active market to trade floating rate obligations, that there may be restrictions on their transfer, or that the issuer may default. As a result, the Portfolio may be unable to sell floating rate obligations at the desired time or may be able to sell only at a price less than fair market value.

Foreign Exposure Risk. Foreign markets, including emerging markets, can be more volatile than the U.S. market. As a result, the Portfolio's returns and net asset value may be affected by fluctuations in currency exchange rates or political or economic conditions in a particular country. In some foreign markets, there may not be protection against failure by other parties to complete transactions. It may not be possible for the Portfolio to repatriate capital, dividends, interest, and other income from a particular country or governmental entity. In addition, a market swing in one or more countries or regions where the Portfolio has invested a significant amount of its assets may have a greater effect on the Portfolio's performance than it would in a more geographically diversified portfolio. The Portfolio's investments in emerging market countries, if any, may involve risks greater than, or in addition to, the risks of investing in more developed countries.

TBA Commitments Risk. Although TBA securities must meet industry-accepted "good delivery" standards, there can be no assurance that a security purchased on a forward commitment basis will ultimately be issued or delivered by the counterparty. If the counterparty to a transaction fails to deliver the securities, the Portfolio could suffer a loss. Because TBA commitments do not require the delivery of a specific security, the characteristics of a security delivered to the Portfolio may be less favorable than expected. There is a risk that the security that the Portfolio buys will lose value between the purchase and settlement dates. TBA purchase and sales commitments may significantly increase the portfolio turnover rate and are not included in the portfolio turnover rate calculation.

Short Exposure Risk. The Portfolio may enter into a derivatives transaction to obtain short investment exposure to the underlying reference asset. If the value of the underlying reference asset on which the Portfolio has obtained a short investment exposure increases, the Portfolio will incur a loss. This potential loss is theoretically unlimited. A short exposure through a derivative also exposes the Portfolio to credit risk, counterparty risk, and leverage risk.

Restricted Securities Risk. Investments in restricted securities, including securities issued under Regulation S and Rule 144A, could have the effect of decreasing the Portfolio's liquidity profile or preventing the Portfolio from disposing of them promptly at advantageous prices. Restricted securities may be less liquid than other investments because such securities may not always be readily sold in broad public markets and may have no active trading market. As a result, they may be difficult to value because market quotations may not be readily available.

LIBOR Replacement Risk. Certain debt securities, derivatives, or other financial instruments utilize the London InterBank Offered Rate ("LIBOR") as a reference rate for various rate calculations. The U.K. Financial Conduct Authority has ceased to publish or maintain as representative many LIBOR settings and will phase out certain other commonly-used U.S. dollar LIBOR settings as of June 30, 2023. The elimination of LIBOR or other reference rates and the transition process away from LIBOR could adversely impact (i) volatility and liquidity in markets that are tied to those reference rates, (ii) the market for, or value of, specific securities or payments linked to those reference rates, (iii) the availability or terms of borrowing or refinancing, or (iv) the effectiveness of hedging strategies. For these and other reasons, the elimination of LIBOR or other reference rates may adversely affect the Portfolio's performance and/or net asset value. Alternatives to LIBOR are established or in development in most major currencies including the Secured Overnight Financing Rate ("SOFR") that is intended to replace the U.S. dollar LIBOR.

The effect of the discontinuation of LIBOR or other reference rates on the Portfolio will vary depending on, among other things (i) existing fallback or termination provisions in individual contracts and (ii) whether, how, and when industry participants develop and adopt new reference rates and fallbacks for both legacy and new products and instruments. Accordingly, it is difficult to predict the full impact of the transition away from LIBOR or other reference rates on the Portfolio until new reference rates and fallbacks for both legacy and new products, instruments, and contracts are commercially accepted.

Securities Lending Risk. There is the risk that when portfolio securities are lent, the securities may not be returned on a timely basis, and the Portfolio may experience delays and costs in recovering the security or gaining access to the collateral provided to the Portfolio to collateralize the loan. If the Portfolio is unable to recover a security on loan, the Portfolio may use the collateral to purchase replacement securities in the market. There is a risk that the value of the collateral could decrease below the cost of the replacement security by the time the replacement investment is made, resulting in a loss to the Portfolio.

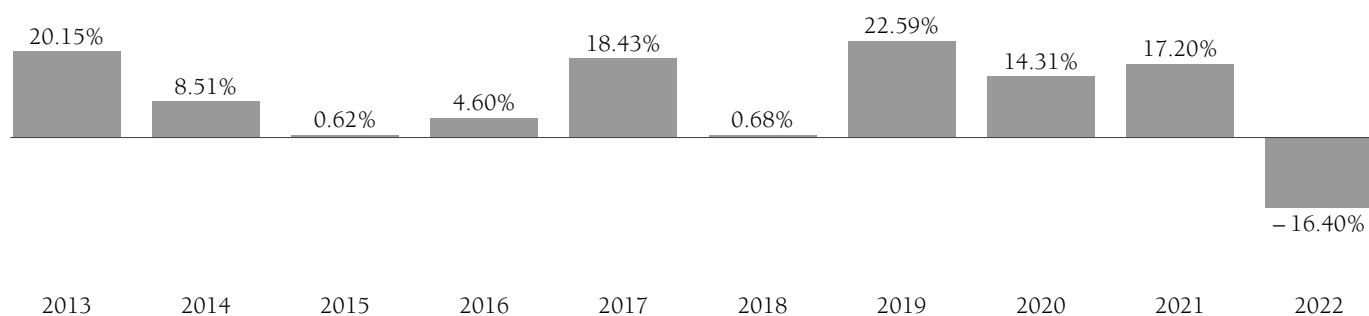
An investment in the Portfolio is not a bank deposit and is not insured or guaranteed by the Federal Deposit Insurance Corporation or any other government agency.

PERFORMANCE INFORMATION

The following information provides some indication of the risks of investing in the Portfolio by showing how the Portfolio's performance has varied over time. The bar chart depicts the change in performance from year to year during the periods indicated, but does not include charges or expenses attributable to any insurance product, which would lower the performance illustrated. Total return figures include the effect of the Portfolio's expenses. The table compares the average annual returns for the Institutional Shares of the Portfolio for the periods indicated to a broad-based securities market index, as well as to one or more supplemental indices that have investment characteristics similar to those of the Portfolio. All figures assume reinvestment of dividends and distributions.

The Portfolio's past performance does not necessarily indicate how it will perform in the future. Updated performance information is available at janushenderson.com/VITperformance or by calling 1-877-335-2687.

Annual Total Returns for Institutional Shares (calendar year-end)



Best Quarter: 2nd Quarter 2020 **12.92%** **Worst Quarter:** 2nd Quarter 2022 **-11.58%**

Average Annual Total Returns (periods ended 12/31/22)

	1 Year	5 Years	10 Years	Since Inception (9/13/93)
Balanced Portfolio				
Institutional Shares	-16.40%	6.69%	8.43%	9.38%
S&P 500® Index (reflects no deduction for fees, expenses, or taxes)	-18.11%	9.42%	12.56%	9.59%
Bloomberg U.S. Aggregate Bond Index (reflects no deduction for fees, expenses, or taxes)	-13.01%	0.02%	1.06%	4.31%
Balanced Index (reflects no deduction for fees, expenses, or taxes)	-15.52%	5.49%	7.51%	7.48%

The Portfolio's primary benchmark index is the S&P 500 Index. The Portfolio also compares its performance to the Bloomberg U.S. Aggregate Bond Index and the Balanced Index. The indices are described below.

- The S&P 500 Index is a commonly recognized, market capitalization-weighted index of 500 widely held equity securities, designed to measure broad U.S. equity performance.

- The Bloomberg U.S. Aggregate Bond Index is made up of U.S. dollar-denominated, fixed-rate taxable bonds, including securities that are of investment grade quality or better.
- The Balanced Index is an internally-calculated, hypothetical combination of unmanaged indices that combines total returns from the S&P 500 Index (55%) and the Bloomberg U.S. Aggregate Bond Index (45%).

MANAGEMENT

Investment Adviser: Janus Henderson Investors US LLC

Portfolio Management: **Jeremiah Buckley**, CFA, is Executive Vice President and Co-Portfolio Manager of the Portfolio, which he has co-managed since December 2015. **Michael Keough** is Executive Vice President and Co-Portfolio Manager of the Portfolio, which he has co-managed since December 2019. **Greg Wilensky**, CFA, is Executive Vice President and Co-Portfolio Manager of the Portfolio, which he has co-managed since February 2020.

PURCHASE AND SALE OF PORTFOLIO SHARES

Purchases of Shares may be made only by the separate accounts of insurance companies for the purpose of funding variable insurance contracts or by certain qualified retirement plans. Redemptions, like purchases, may be effected only through the separate accounts of participating insurance companies or through qualified retirement plans. Requests are duly processed at the NAV next calculated after your order is received in good order by the Portfolio or its agents. Refer to the appropriate separate account prospectus or plan documents for details.

TAX INFORMATION

Because Shares of the Portfolio may be purchased only through variable insurance contracts and certain qualified retirement plans, it is anticipated that any income dividends or net capital gains distributions made by the Portfolio will be exempt from current federal income taxation if left to accumulate within the variable insurance contract or qualified retirement plan. The federal income tax status of your investment depends on the features of your qualified retirement plan or variable insurance contract.

PAYMENTS TO INSURERS, BROKER-DEALERS, AND OTHER FINANCIAL INTERMEDIARIES

Portfolio shares are generally available only through an insurer's variable contracts, or through certain employer or other retirement plans (Retirement Products). Retirement Products are generally purchased through a broker-dealer or other financial intermediary. The Portfolio or its distributor (or its affiliates) may make payments to the insurer and/or its related companies for distribution and/or other services; some of the payments may go to broker-dealers and other financial intermediaries. These payments may create a conflict of interest for an intermediary, or be a factor in the insurer's decision to include the Portfolio as an underlying investment option in a variable contract. Ask your financial advisor, visit your intermediary's website, or consult your insurance contract prospectus for more information.

ADDITIONAL INFORMATION ABOUT THE PORTFOLIO

FEES AND EXPENSES

Please refer to the following important information when reviewing the “Fees and Expenses of the Portfolio” table in the Portfolio Summary of the Prospectus. The fees and expenses shown were determined based on average net assets as of the fiscal year ended December 31, 2022.

- “Annual Fund Operating Expenses” are paid out of the Portfolio’s assets and include fees for portfolio management and administrative services, including recordkeeping, subaccounting, and other shareholder services. You do not pay these fees directly but, as the Example in the Portfolio Summary shows, these costs are borne indirectly by all shareholders.
- The “Management Fee” is the investment advisory fee rate paid by the Portfolio to the Adviser. Refer to “Management Expenses” in this Prospectus for additional information with further description in the Statement of Additional Information (“SAI”).
- “Other Expenses”
 - include an administrative services fee of 0.05% of the average daily net assets to compensate insurance companies or other financial intermediaries for services provided to contract owners and plan participants.
 - include acquired fund fees and expenses, which are indirect expenses the Portfolio may incur as a result of investing in shares of an underlying fund, to the extent such expenses are less than 0.01%. “Acquired Fund” refers to any underlying fund (including, but not limited to, exchange-traded funds) in which a portfolio invests or has invested during the period. To the extent that the Portfolio invests in Acquired Funds, the Portfolio’s “Total Annual Fund Operating Expenses” may not correlate to the “Ratio of gross expenses to average net assets” presented in the Financial Highlights table because that ratio includes only the direct operating expenses incurred by the Portfolio, not the indirect costs of investing in Acquired Funds. Such amounts are less than 0.01%.
 - may include reimbursement to Janus Henderson Services US LLC (the “Transfer Agent”), the Portfolio’s transfer agent, of its out-of-pocket costs for serving as transfer agent and providing servicing to shareholders, including servicing provided by third parties.
 - include custodian fees and expenses, legal and auditing fees, printing and mailing costs of sending reports and other information to existing shareholders, and Independent Trustees’ fees and expenses.
- All expenses in the Portfolio’s “Fees and Expenses of the Portfolio” table are shown without the effect of expense offset arrangements. Pursuant to such arrangements, credits realized as a result of uninvested cash balances are used to reduce custodian and transfer agent expenses.

ADDITIONAL INVESTMENT STRATEGIES AND GENERAL PORTFOLIO POLICIES

The Portfolio’s Board of Trustees (“Trustees”) may change the Portfolio’s investment objective or non-fundamental principal investment strategies without a shareholder vote. The Portfolio will notify you in writing at least 60 days before making any such change it considers material. If there is a material change to the Portfolio’s investment objective or principal investment strategies, you should consider whether the Portfolio remains an appropriate investment for you. There is no guarantee that the Portfolio will achieve its investment objective.

Unless otherwise stated, the following section provides additional information about the investment strategies and general policies that are summarized in the Portfolio Summary section, including the types of securities the Portfolio may invest in when pursuing its investment objective. This section also describes investment strategies and policies that the Portfolio may use to a lesser extent. These non-principal investment strategies and policies may become more important in the future since the Portfolio’s composition can change over time. Except for the Portfolio’s policies with respect to illiquid investments, borrowing, and derivatives use, the percentage limitations included in these policies and elsewhere in this Prospectus and/or the SAI normally apply only at the time of purchase of a security. So, for example, if the Portfolio exceeds a limit, other than illiquid investments, borrowing, and derivatives use, as a result of market fluctuations or the sale of other securities, it will not be required to dispose of any securities. The “Glossary of Investment Terms” includes descriptions of investment terms used throughout the Prospectus.

Security Selection

The Portfolio pursues its investment objective by normally investing 35-65% of its assets in equity securities and the remaining assets in fixed-income securities and cash equivalents. In choosing investments, equity portfolio management applies a “bottom-up” approach and looks at companies one at a time to determine if a company is an attractive investment

opportunity and if it is consistent with the Portfolio's investment policies. Factors that equity portfolio management may consider in its fundamental analysis include a company's revenue growth potential, returns on capital, and balance sheet flexibility. Equity portfolio management may generally consider selling a security when, among other things, it reaches or exceeds its targeted value, the investment thesis for owning the position has changed, or to rebalance industry or sector weightings. Fixed-income portfolio management uses research-driven, "top-down" and "bottom-up" factors to identify and manage exposure to risks across sectors, industries, and individual investments. Fixed-income portfolio management evaluates expected risk-adjusted returns on a portfolio and position level by analyzing fundamentals, valuations, and market technical indicators.

Cash Position

The Portfolio may not always stay fully invested. For example, when portfolio management believes that market conditions are unfavorable for investing, or when it is otherwise unable to locate attractive investment opportunities, the Portfolio's cash or similar investments may increase. When the Portfolio's investments in cash or similar investments increase, it may not participate in market advances or declines to the same extent that it would if the Portfolio remained more fully invested. To the extent the Portfolio invests its uninvested cash through a sweep program (meaning its uninvested cash is pooled with uninvested cash of other funds and invested in certain securities such as repurchase agreements), it is subject to the risks of the account or fund into which it is investing, including liquidity issues that may delay the Portfolio from accessing its cash.

In addition, the Portfolio may temporarily increase its cash position under certain unusual circumstances, such as to protect its assets or maintain liquidity in certain circumstances to meet unusually large redemptions. The Portfolio's cash position may also increase temporarily due to unusually large cash inflows. Under unusual circumstances such as these, the Portfolio may invest up to 100% of its assets in cash or similar investments. In this case, the Portfolio may take positions that are inconsistent with its investment policies. As a result, the Portfolio may not achieve its investment objective.

Consideration of ESG Factors

Portfolio management for the equity portion of the Portfolio may consider one or more environmental, social, and governance ("ESG") factors alongside other fundamental characteristics considered in the investment research process. In portfolio management's view, ESG factors, along with other attributes relevant to fundamental analysis, could potentially impact investment risk and/or returns. The identification of an ESG risk factor will not necessarily exclude a particular security or sector that, in portfolio management's view, is otherwise suitable for investment. To facilitate the assessment of ESG factors, portfolio management uses a mix of third-party data and internally generated analyses and may engage directly with companies. ESG factors may or may not be relevant or considered for each and every investment decision depending on portfolio management's perspective. Portfolio management may assess the relevance of ESG factors to its fundamental research process differently across issuers, sectors, regions, and asset classes.

Derivatives

The Portfolio may invest in derivatives, which are financial instruments whose value is derived from, or directly linked to, an underlying asset, instrument, currency, or index. The Portfolio may take long and short positions in derivatives. Derivatives can be used for hedging purposes or for non-hedging purposes, such as seeking to earn income and enhance return, to protect unrealized gains, or to avoid realizing losses. Such techniques may also be used to adjust currency exposure relative to a benchmark index, to gain exposure to the market pending investment of cash balances, or to meet liquidity needs.

Emerging Markets

Within the parameters of its specific investment policies, the Portfolio may invest in securities of issuers or companies from or with exposure to one or more "developing countries" or "emerging market countries." Such countries include, but are not limited to, countries included in the MSCI Emerging Markets IndexSM.

ESG Integration

Fixed-income portfolio management integrates ESG factors by incorporating ESG information into the Portfolio's investment process. Portfolio management focuses on the ESG factors they consider most likely to have a material impact on the financial performance of the issuers in the Portfolio's holdings, which includes identifying material ESG risk factors attributable to a particular sector, industry, or issuer. The noted portfolio management team believes that an issuer's ESG practices may have an impact, positive or negative, on the issuer's long-term financial performance, and, at their discretion, engage with an issuer's management to encourage improved ESG practices. ESG factors are one of many considerations in the investment decision-making process and may not be determinative in deciding to include or exclude an investment from the portfolio.

Foreign Securities

The Portfolio may invest in foreign securities. Portfolio management seeks investments that meet the selection criteria, regardless of where an issuer or company is located. Foreign securities are generally selected on a security-by-security basis without regard to any predetermined allocation among countries or geographic regions. However, certain factors, such as expected levels of inflation, government policies influencing business conditions, the outlook for currency relationships, and prospects for economic growth among countries, regions, or geographic areas, may warrant greater consideration in selecting foreign securities. The Portfolio may at times have significant foreign exposure, including exposure to emerging markets.

High-Yield/High-Risk Bonds

Within the parameters of their specific investment policies, the Portfolio may invest in bonds that are rated below investment grade (also known as a “junk” bond), such as BB+ or lower by Standard & Poor’s Ratings Services (“Standard & Poor’s”) and Fitch, Inc. (“Fitch”), or Ba1 or lower by Moody’s Investors Service, Inc. (“Moody’s”) or is an unrated bond of similar quality. The Portfolio may also invest in unrated bonds of foreign and domestic issuers.

Illiquid Investments

The Portfolio will not acquire any illiquid investment if, immediately after the acquisition, the Portfolio would have invested more than 15% of its net assets in illiquid investments that are assets. An illiquid investment is any investment that the Portfolio reasonably expects cannot be sold or disposed of in current market conditions in seven calendar days or less without the sale or disposition significantly changing the market value of the investment.

Inflation-Linked Securities

The Portfolio may invest in inflation-indexed bonds, including municipal inflation-indexed bonds and corporate inflation-indexed bonds, or in derivatives that are linked to these securities. Inflation-linked bonds are fixed-income securities that have a principal value that is periodically adjusted according to the rate of inflation. If an index measuring inflation falls, the principal value of inflation-indexed bonds will typically be adjusted downward, and consequently the interest payable on these securities (calculated with respect to a smaller principal amount) will be reduced. Because of their inflation adjustment feature, inflation-linked bonds typically have lower yields than conventional fixed-rate bonds. In addition, inflation-linked bonds also normally decline in price when real interest rates rise. In the event of deflation, when prices decline over time, the principal and income of inflation-linked bonds would likely decline, resulting in losses to the Portfolio.

In the case of Treasury Inflation-Protected Securities, also known as TIPS, repayment of original bond principal upon maturity (as adjusted for inflation) is guaranteed by the U.S. Treasury. For inflation-linked bonds that do not provide a similar guarantee, the adjusted principal value of the inflation-linked bond repaid at maturity may be less than the original principal. Other non-U.S. sovereign governments also issue inflation-linked securities (sometimes referred to as “linkers”) that are tied to their own local consumer price indices. In certain of these non-U.S. jurisdictions, the repayment of the original bond principal upon the maturity of an inflation-linked bond is not guaranteed, allowing for the amount of the bond repaid at maturity to be less than par. Inflation-linked bonds may also be issued by, or related to, sovereign governments of other developed countries, emerging market countries, or companies or other entities not affiliated with governments.

Initial Public Offerings and Secondary Offerings

The Portfolio may purchase shares issued as part of, or a short period after, a company’s initial public offering (“IPO”), and may at times dispose of those shares shortly after their acquisition. An IPO is the first sale of stock by a private company to the public. IPOs are often issued by smaller, younger companies seeking the capital to expand, but can also be done by large privately-owned companies looking to become publicly traded. The Portfolio may also purchase shares in offerings made by companies that are publicly traded (“secondary offerings”). Secondary offerings may be made by companies for a number of reasons, including as part of a refinancing, to raise capital for growth, and/or to provide existing shareholders with a way to register and sell restricted shares.

Leverage

Certain of the Portfolio’s investments, including derivatives and short sale transactions, involve the use of leverage. Leverage is investment exposure which exceeds the initial amount invested. Leverage occurs when the Portfolio increases its assets available for investment using derivatives, short sales, when-issued, delayed delivery, or forward commitment transactions, or other similar transactions. The use of other investment techniques can also create a leveraging effect on the Portfolio.

Loans

The Portfolio may invest in various commercial loans, including bank loans, bridge loans, debtor-in-possession (“DIP”) loans, mezzanine loans, and other fixed and floating rate loans. These loans may be acquired through loan participations and assignments or on a when-issued basis. Commercial loans will comprise no more than 20% of the Portfolio’s total assets.

Bank Loans. Bank loans are obligations of companies or other entities entered into in connection with recapitalizations, acquisitions, and refinancings. The Portfolio’s investments in bank loans are generally acquired as a participation interest in, or assignment of, loans originated by a lender or other financial institution. These investments may include institutionally-traded floating and fixed-rate debt securities.

Bridge Loans. Bridge loans are short-term loan arrangements typically made by a borrower in anticipation of receiving intermediate-term or long-term permanent financing. Most bridge loans are structured as floating-rate debt with step-up provisions under which the interest rate on the bridge loan increases the longer the loan remains outstanding. In addition, bridge loans commonly contain a conversion feature that allows the bridge loan investor to convert its loan interest to senior exchange notes if the loan has not been prepaid in full on or prior to its maturity date. Bridge loans typically are structured as senior loans, but may be structured as junior loans.

DIP Loans. DIP loans are issued in connection with restructuring and refinancing transactions. DIP loans are loans to a debtor-in-possession in a proceeding under the U.S. bankruptcy code that have been approved by the bankruptcy court. DIP loans are typically fully secured by a lien on the debtor’s otherwise unencumbered assets or secured by a junior lien on the debtor’s encumbered assets (so long as the loan is fully secured based on the most recent current valuation or appraisal report of the debtor). DIP loans are often required to close with certainty and in a rapid manner to satisfy existing creditors and to enable the issuer to emerge from bankruptcy or to avoid a bankruptcy proceeding.

Mezzanine Loans. Mezzanine loans are a hybrid of debt and equity financing that is typically used to fund the expansion of existing companies. A mezzanine loan is composed of debt capital that gives the lender the right to convert to an ownership or equity interest in the company if the loan is not paid back in time and in full. Mezzanine loans typically are the most subordinated debt obligation in an issuer’s capital structure.

Mortgage- and Asset-Backed Securities

The Portfolio may purchase fixed or variable rate commercial or residential mortgage-backed securities issued by the Government National Mortgage Association (“Ginnie Mae”), the Federal National Mortgage Association (“Fannie Mae”), the Federal Home Loan Mortgage Corporation (“Freddie Mac”), or other governmental or government-related entities. Ginnie Mae’s guarantees are backed by the full faith and credit of the U.S. Government, which means that the U.S. Government guarantees that the interest and principal will be paid when due. Fannie Mae and Freddie Mac securities are not backed by the full faith and credit of the U.S. Government.

The Portfolio may also purchase mortgage- and asset-backed securities through single- and multi-seller conduits, collateralized debt obligations, structured investment vehicles, and other similar securities. Asset-backed securities may be backed by various consumer obligations, including automobile loans, equipment leases, credit card receivables, or other collateral. In the event the underlying loans are not paid, the securities’ issuer could be forced to sell the assets and recognize losses on such assets, which could impact the Portfolio’s return.

Portfolio Turnover

In general, the Portfolio intends to purchase securities for long-term investment, although, to a limited extent, the Portfolio may purchase securities in anticipation of relatively short-term gains. Short-term transactions may also result from liquidity needs, securities having reached a price or yield objective, changes in interest rates or the credit standing of an issuer, or by reason of economic or other developments not foreseen at the time of the initial investment decision. The Portfolio may also sell one security and simultaneously purchase the same or a comparable security to take advantage of short-term differentials in bond yields or securities prices. Portfolio turnover is affected by market conditions, changes in the size of the Portfolio (including due to shareholder purchases and redemptions), the nature of the Portfolio’s investments, and portfolio management’s investment style. Changes are normally made in the Portfolio’s holdings whenever portfolio management believes such changes are desirable. Portfolio turnover rates are generally not a factor in making buy and sell decisions for the Portfolio.

Increased portfolio turnover may result in higher costs for brokerage commissions, dealer mark-ups, and other transaction costs. Higher costs associated with increased portfolio turnover also may have a negative effect on the Portfolio's performance. The "Financial Highlights" section of this Prospectus shows the Portfolio's historical turnover rates.

REITs and Real Estate-Related Securities

The Portfolio may invest in equity and debt securities of real estate-related companies. Such companies may include those in the real estate industry or real estate-related industries. These securities may include common stocks, preferred stocks, and other securities, including, but not limited to, mortgage-backed securities, real estate-backed securities, securities of real estate investment trusts ("REITs") and similar REIT-like entities (such as real estate operation companies ("REOCs")). A REIT is an entity that invests in real estate-related projects, such as properties, mortgage loans, and construction loans. REITs are often categorized as equity REITs, mortgage REITs, and hybrid REITs. An equity REIT, the most common type of REIT, invests primarily in the fee ownership of land and buildings. An equity REIT derives its income primarily from rental income but may also realize capital gains or losses by selling real estate properties in its portfolio that have appreciated or depreciated in value. A mortgage REIT invests primarily in mortgages on real estate, which may secure construction, development, or long-term loans. A mortgage REIT generally derives its income from interest payments on the credit it has extended. A hybrid REIT combines the characteristics of equity REITs and mortgage REITs, generally by holding both ownership interests and mortgage interests in real estate.

Similar to REITs, REOCs are publicly-traded real estate companies that typically engage in the development, management or financing of real estate, such as homebuilders, hotel management companies, land developers and brokers. REOCs, however, have not elected (or are not eligible) to be taxed as a REIT. The reasons for not making such an election include the (i) availability of tax-loss carry-forwards, (ii) operation in non-REIT-qualifying lines of business, and (iii) ability to retain earnings. Instead, REOCs are generally structured as "C" corporations under the Internal Revenue Code of 1986, as amended, and, as a result, are not required to distribute any portion of their income. In this regard, although REOCs do not receive the same favorable tax treatment that is accorded to REITs, REOCs are typically subject to fewer restrictions than REITs, including the ability to retain and/or reinvest funds from operations and more flexibility in terms of the real estate investments they can make.

Securities Lending

The Portfolio may seek to earn additional income through lending its securities to certain qualified broker-dealers and institutions on a short-term or long-term basis in an amount equal to up to one-third of its total assets as determined at the time of the loan origination. When the Portfolio lends its securities, it receives collateral (including cash collateral), at least equal to the value of securities loaned. The Portfolio may earn income by investing this collateral in one or more affiliated or non-affiliated cash management vehicles or in time deposits. It is also possible that, due to a decline in the value of a cash management vehicle in which collateral is invested, the Portfolio may lose money. There is also the risk that when portfolio securities are lent, the securities may not be returned on a timely basis, and the Portfolio may experience delays and costs in recovering the security or gaining access to the collateral provided to the Portfolio to collateralize the loan. If the Portfolio is unable to recover a security on loan, the Portfolio may use the collateral to purchase replacement securities in the market. There is a risk that the value of the collateral could decrease below the cost of the replacement security by the time the replacement investment is made, resulting in a loss to the Portfolio. In certain circumstances, individual loan transactions could yield negative returns. The Adviser intends to manage a portion of the cash collateral in an affiliated cash management vehicle and will receive an investment advisory fee for managing such assets.

Short Sales

The Portfolio may invest in short positions through short sales of stocks and structured products, and through derivatives that include swaps, uncovered written calls, and futures. With the exception of the Portfolio's fixed-income portion, its gross notional exposure to short positions may not exceed 10% of the Portfolio's net assets.

The Portfolio may also engage in short sales "against the box" and options for hedging purposes that are not subject to the limits set forth above. Short sales against the box involve selling short a security that the Portfolio owns, or the Portfolio has the right to obtain the amount of the security sold short at a specified date in the future. The Portfolio may also enter into a short sale to hedge against anticipated declines in the market price of a security or to reduce portfolio volatility.

A short sale is generally a transaction in which the Portfolio sells a security it does not own or have the right to acquire (or that it owns but does not wish to deliver) in anticipation that the market price of that security will decline. To complete the transaction, the Portfolio must borrow the security to make delivery to the buyer. The Portfolio is then obligated to replace

the security borrowed by purchasing the security at the market price at the time of replacement. A short sale is subject to the risk that if the price of the security sold short increases in value, the Portfolio will incur a loss because it will have to replace the security sold short by purchasing it at a higher price. In addition, the Portfolio may not always be able to close out a short position at a particular time or at an acceptable price. A lender may request, or market conditions may dictate, that the borrowed securities be returned to the lender on short notice, and the Portfolio may have to buy the borrowed securities at an unfavorable price. If this occurs at a time when other short sellers of the same security also want to close out their positions, a “short squeeze” can occur, which means that the demand is greater than the supply for the stock sold short. If a short squeeze occurs, it is more likely that the Portfolio will have to cover its short sale at an unfavorable price and potentially reduce or eliminate any gain, or cause a loss, as a result of the short sale. Because there is no upper limit to the price a borrowed security may reach prior to closing a short position, the Portfolio’s losses are potentially unlimited in a short sale transaction. The Portfolio’s gains and losses will also be decreased or increased, as the case may be, by the amount of any dividends, interest, or expenses, including transaction costs and borrowing fees, the Portfolio may be required to pay in connection with a short sale. Such payments may result in the Portfolio having higher expenses than a portfolio that does not engage in short sales and may negatively affect the Portfolio’s performance.

The Portfolio may enter into a derivatives transaction to obtain short investment exposure to an underlying reference asset. If the value of the underlying reference asset on which the Portfolio has obtained short investment exposure increases, the Portfolio will incur a loss. This potential loss is theoretically unlimited. A short exposure through a derivative also exposes the Portfolio to credit risk, counterparty risk, and leverage risk.

Special Situations

The Portfolio may invest in companies that demonstrate special situations or turnarounds, meaning companies that have experienced significant business problems but are believed to have favorable prospects for recovery. For example, a special situation or turnaround may arise when, in the opinion of portfolio management, the securities of a particular issuer will be recognized as undervalued by the market and appreciate in value due to a specific development with respect to that issuer. Special situations may include significant changes in a company’s allocation of its existing capital, a restructuring of assets, or a redirection of free cash flow. For example, issuers undergoing significant capital changes may include companies involved in spin-offs, sales of divisions, mergers or acquisitions, companies involved in bankruptcy proceedings, or companies initiating large changes in their debt to equity ratio. Companies that are redirecting cash flows may be reducing debt, repurchasing shares, or paying dividends. Special situations may also result from: (i) significant changes in industry structure through regulatory developments or shifts in competition; (ii) a new or improved product, service, operation, or technological advance; (iii) changes in senior management or other extraordinary corporate event; (iv) differences in market supply of and demand for the security; or (v) significant changes in cost structure. Investments in “special situations” companies can present greater risks than investments in companies not experiencing special situations, and the Portfolio’s performance could be adversely impacted if the securities selected decline in value or fail to appreciate in value.

Swap Agreements

The Portfolio may utilize swap agreements including, but not limited to, credit default swaps, equity swaps, inflation index swaps, interest rate and currency swaps, total return swaps (including fixed-income total return swaps), and swaps on exchange-traded funds, as a means to gain exposure to certain companies or countries, and/or to “hedge” or protect its holdings from adverse movements in securities prices, the rate of inflation, or interest rates. Swaps may also be used for capital appreciation. Swap agreements are two-party contracts to exchange one set of cash flows for another. Swap agreements entail the risk that a party will default on its payment obligations to the Portfolio. If the other party to a swap defaults, the Portfolio would risk the loss of the net amount of the payments that it contractually is entitled to receive. If the Portfolio utilizes a swap at the wrong time or judges market conditions incorrectly, the swap may result in a loss to the Portfolio and reduce the Portfolio’s total return. Various types of swaps such as credit default, equity, interest rate, and total return are described in the “Glossary of Investment Terms.”

Index Credit Default Swaps. The Portfolio may invest in index credit default swaps (“CDX”). A CDX is a swap on an index of credit default swaps. CDXs allow an investor to manage credit risk or take a position on a basket of credit entities (such as credit default swaps or a commercial mortgage-backed index) in a more efficient manner than transacting in a single-name credit default swap. If a credit event occurs in one of the underlying companies, the protection is paid out via the delivery of the defaulted bond by the buyer of protection in return for a payment of notional value of the defaulted bond by the seller of protection or it may be settled through a cash settlement between the two parties. The underlying company is then removed from the index. New series of CDXs are issued on a regular basis.

Single-Name Credit Default Swaps. The Portfolio may invest in single-name credit default swaps (“CDS”) to buy or sell credit protection to hedge its credit exposure, gain issuer exposure without owning the underlying security, or increase the Portfolio’s total return. CDS are a specific kind of counterparty agreement that allow the transfer of third party credit risk from one party to the other. One party in the swap is a lender and faces credit risk from a third party, and the counterparty in the CDS agrees to insure this risk in exchange for regular periodic payments.

TBA Commitments

The Portfolio may enter into “to be announced” or “TBA” commitments. TBA commitments are forward agreements for the purchase or sale of securities, including mortgage-backed securities, for a fixed price, with payment and delivery on an agreed upon future settlement date. The specific securities to be delivered are not identified at the trade date. However, delivered securities must meet specified terms, including issuer, rate, and mortgage terms. At the time the TBA commitment is made, the transaction is recorded and thereafter the value of such securities is reflected each day in determining the Portfolio’s net asset value (“NAV”). Because the Portfolio is generally not required to pay for the security until the settlement date, if the Portfolio remains substantially fully invested at a time when TBA commitment purchases are outstanding, the purchases may result in a form of leverage.

U.S. Government Securities

The Portfolio may invest in U.S. Government securities. U.S. Government securities include those issued directly by the U.S. Treasury and those issued or guaranteed by various U.S. Government agencies and instrumentalities. Some government securities are backed by the full faith and credit of the United States. Other government securities are backed only by the rights of the issuer to borrow from the U.S. Treasury. Others are supported by the discretionary authority of the U.S. Government to purchase the obligations. Certain other government securities are supported only by the credit of the issuer. For securities not backed by the full faith and credit of the United States, the Portfolio must look principally to the agency or instrumentality issuing or guaranteeing the securities for repayment and may not be able to assert a claim against the United States if the agency or instrumentality does not meet its commitment. Such securities may involve increased risk of loss of principal and interest compared to government debt securities that are backed by the full faith and credit of the United States.

Because of the rising U.S. Government debt burden, it is possible that the U.S. Government may not be able to meet its financial obligations or that securities issued or backed by the U.S. Government may experience credit downgrades. Such a credit event may adversely affect the financial markets.

Other Types of Investments

Unless otherwise stated within its specific investment policies, the Portfolio may also invest in other types of domestic and foreign securities and use other investment strategies. These securities and strategies are not intended to be principal investment strategies of the Portfolio. If successful, they may benefit the Portfolio by earning a return on the Portfolio’s assets or reducing risk; however, they may not achieve the Portfolio’s investment objective. These securities and strategies may include:

- indexed/structured securities (such as commercial and residential mortgage- and asset-backed securities)
- securities purchased on a when-issued, delayed delivery, or forward commitment basis
- equity and fixed-income securities issued in private placement transactions

RISKS OF THE PORTFOLIO

The value of your investment will vary over time, sometimes significantly, and you may lose money by investing in the Portfolio. To varying degrees, the Portfolio may invest in stocks, fixed-income securities, money market instruments or cash/cash equivalents, and derivatives. The following information is intended to help you better understand some of the risks of investing in the Portfolio, including those risks that are summarized in the Portfolio Summary section. This information also includes descriptions of other risks the Portfolio may be subject to as a result of additional investment strategies and general policies that may apply to the Portfolio. The impact of the following risks on the Portfolio may vary depending on the Portfolio’s investments. The greater the Portfolio’s investment in a particular security, the greater the Portfolio’s exposure to the risks associated with that security. Before investing in the Portfolio, you should consider carefully the risks that you assume when investing in the Portfolio.

Counterparty Risk. Portfolio transactions involving a counterparty are subject to the risk that the counterparty or a third party will not fulfill its obligation to the Portfolio (“counterparty risk”). Counterparty risk may arise because of the counterparty’s financial condition (i.e., financial difficulties, bankruptcy, or insolvency), market activities and developments, or other reasons, whether foreseen or not. A counterparty’s inability to fulfill its obligation may result in significant financial loss to the Portfolio. The Portfolio may be unable to recover its investment from the counterparty or may obtain a limited recovery, and/or recovery may be delayed. The Portfolio may be exposed to counterparty risk to the extent it participates in lending its securities to third parties and/or cash sweep arrangements whereby the Portfolio’s cash balance is invested in one or more types of cash management vehicles or in time deposits. In addition, the Portfolio may be exposed to counterparty risk through its investments in certain securities, including, but not limited to, repurchase agreements, debt securities, and derivatives (including various types of swaps, futures, and options). The Portfolio intends to enter into financial transactions with counterparties that the Adviser believes to be creditworthy at the time of the transaction. There is always the risk that the Adviser’s analysis of a counterparty’s creditworthiness is incorrect or may change due to market conditions. To the extent that the Portfolio focuses its transactions with a limited number of counterparties, it will have greater exposure to the risks associated with one or more counterparties.

Credit Risk Transfer Securities Risk. Credit risk transfer securities (“CRTs”) are unguaranteed and unsecured debt securities that are commonly issued by a government sponsored entity. CRTs are not directly linked to or backed by the underlying mortgage loans, so investors such as the Portfolio have no direct recourse to the underlying mortgage loans in the event of a default. The risks associated with CRTs are different from the risks associated with investments in mortgage-backed securities issued by government sponsored entities or private issuers because some or all of the mortgage default or credit risk associated with the underlying mortgage loans is transferred to investors. Additional risks associated with investments in CRTs may include valuation risk, mortgage credit risk, liquidity risk, and prepayment risk.

Credit Quality Risk. Through the Portfolio’s investments in fixed-income securities, the Portfolio is subject to the risks associated with the credit quality of the issuers of those fixed-income securities. Credit quality measures the likelihood that the issuer or borrower will meet its obligations on a bond. One of the fundamental risks is credit risk, which is the risk that an issuer will be unable to make principal and interest payments when due, or default on its obligations. Higher credit risk may negatively impact the Portfolio’s returns.

Many fixed-income securities receive credit ratings from services such as Standard & Poor’s, Fitch, and Moody’s. These services assign ratings to securities by assessing the likelihood of issuer default. The lower a bond issue is rated by an agency, the more credit risk it is considered to represent. Lower rated instruments and securities generally pay interest at a higher rate to compensate for the associated greater risk. Interest rates can fluctuate in response to economic or market conditions, which can result in a fluctuation in the price of a security and impact the Portfolio’s return. If a security has not received a rating, the Portfolio must rely upon the Adviser’s credit assessment, which if incorrect can also impact the Portfolio’s returns. Please refer to the “Explanation of Rating Categories” section of the SAI for a description of bond rating categories.

Derivatives Risk. Derivatives can be volatile and involve risks in addition to the risks of the underlying referenced securities or asset. Gains or losses from a derivative investment can be substantially greater than the derivative’s original cost, and can therefore involve leverage. Leverage may cause the Portfolio to be more volatile than if it had not used leverage.

The Portfolio may use short sales, futures, options, swap agreements (including, but not limited to, equity, interest rate, credit default, and total return), and other derivative instruments individually or in combination to “hedge” or protect its portfolio from adverse movements in securities prices and interest rates. The Portfolio may also use a variety of currency hedging techniques, including the use of forward currency contracts, to manage currency risk. There is no guarantee that portfolio management’s use of derivative investments will benefit the Portfolio. The Portfolio’s performance could be worse than if the Portfolio had not used such instruments. Use of such investments may instead increase risk to the Portfolio, rather than reduce risk.

Derivatives can be complex instruments and may involve analysis that differs from that required for other investment types used by the Portfolio. If the value of a derivative does not correlate well with the particular market or other asset class to which the derivative is intended to provide exposure, the derivative may not produce the anticipated result. Derivatives can also reduce the opportunity for gain or result in losses by offsetting positive returns in other investments. Derivatives entail the risk that the counterparty will default on its payment obligations. If the counterparty to a derivative transaction defaults, the Portfolio would risk the loss of the net amount of the payments that it contractually is entitled to receive. To the extent

the Portfolio enters into short derivative positions, the Portfolio may be exposed to risks similar to those associated with short sales, including the risk that the Portfolio's losses are theoretically unlimited.

- **Forward Foreign Currency Exchange Contract Risk.** Forward foreign currency exchange contracts ("forward currency contracts") involve the risk that unanticipated changes in currency prices may negatively impact the Portfolio's performance. Moreover, there may be an imperfect correlation between the Portfolio's holdings of securities quoted or denominated in a particular currency and any forward currency contracts entered into by the Portfolio, which will expose the Portfolio to risk of foreign exchange loss. The trading markets for forward currency contracts offer less protection against defaults than trading in currency instruments on an exchange. Because a forward currency contract is not guaranteed by an exchange or clearinghouse, a default on the contract could result in losses to the Portfolio and may force the Portfolio to cover its purchase or sale commitments, if any, at the current market price. In addition, forward currency contract markets can experience periods of illiquidity, which could prevent the Portfolio from divesting of a forward currency contract at the optimal time and may adversely affect the Portfolio's returns and net asset value.
- **Index Credit Default Swaps Risk.** If the Portfolio holds a long position in an index credit default swap ("CDX"), the Portfolio would indirectly bear its proportionate share of any expenses paid by a CDX. By investing in CDXs, the Portfolio could be exposed to illiquidity risk, counterparty risk, and credit risk of the issuers of the underlying loan obligations and of the CDX markets. If there is a default by the CDX counterparty, the Portfolio will have contractual remedies pursuant to the agreements related to the transaction. CDXs also bear the risk that the Portfolio will not be able to meet its obligation to the counterparty.

Emerging Markets Risk. Within the parameters of its specific investment policies, the Portfolio may invest in securities of issuers or companies from or with exposure to one or more "developing countries" or "emerging market countries." Such countries include, but are not limited to, countries included in the MSCI Emerging Markets Index. To the extent that the Portfolio invests a significant amount of its assets in one or more of these countries, its returns and net asset value may be affected to a large degree by events and economic conditions in such countries. The risks of foreign investing are heightened when investing in emerging markets, which may result in the price of investments in emerging markets experiencing sudden and sharp price swings. In many developing markets, there is less government supervision and regulation of stock exchanges, brokers, and listed companies than in more developed markets, making these investments potentially more volatile in price and less liquid than investments in developed securities markets, resulting in greater risk to investors. There is a risk in developing countries that a current or future economic or political crisis could lead to price controls, forced mergers of companies, expropriation or confiscatory taxation, imposition or enforcement of foreign ownership limits, seizure, nationalization, sanctions or imposition of restrictions by various governmental entities on investment and trading, or creation of government monopolies, any of which may have a detrimental effect on the Portfolio's investments.

The securities markets of many of these emerging market countries may also be smaller, less liquid, and subject to greater price volatility than those in the United States. In the event of a default on any investments in foreign debt obligations, it may be more difficult for the Portfolio to obtain or to enforce a judgment against the issuers of such securities. In addition, the Portfolio's investments may be denominated in foreign currencies and therefore, changes in the value of a country's currency compared to the U.S. dollar may affect the value of the Portfolio's investments. To the extent that the Portfolio invests a significant portion of its assets in the securities of emerging markets issuers in or companies of a single country or region, it is more likely to be impacted by events or conditions affecting that country or region, which could have a negative impact on the Portfolio's performance. The Portfolio may be subject to emerging markets risk to the extent that it invests in securities of issuers or companies which are not considered to be from emerging markets, but which have customers, products, or transactions associated with emerging markets.

ESG Integration Risk. Fixed-income portfolio management integrates ESG factors by incorporating ESG information into the Portfolio's investment process. As a result, the Portfolio may have different exposures to certain industries, sectors, or regions relative to its benchmark index and/or similar portfolios that do not consider ESG factors. This may in turn cause the Portfolio to underperform relative to its benchmark index or similar portfolios that do not consider ESG factors. In addition, information related to ESG factors provided by issuers and third parties, upon which the noted portfolio management team may rely, continues to develop, and may be incomplete, inaccurate, use different methodologies or be applied differently across issuers and industries. Further, the regulatory landscape regarding ESG investing in the United States is still developing and future rules and regulations may require the Portfolio to modify or alter its investment process.

Eurozone Risk. A number of countries in the European Union (“EU”) have experienced, and may continue to experience, severe economic and financial difficulties. In particular, many EU nations are susceptible to economic risks associated with high levels of debt, notably due to investments in sovereign debt. These events have adversely affected the exchange rate of the euro and may continue to significantly affect European countries. As a result, financial markets in the EU have been subject to increased volatility and declines in asset values and liquidity. Responses to these financial problems by European governments, central banks, and others, including austerity measures and reforms, may not work, may result in social unrest, and may limit future growth and economic recovery or have other unintended consequences. All of these developments may continue to significantly affect the economies of all EU countries, which in turn may have a material adverse effect on the Portfolio’s investments in such countries, other countries that depend on EU countries for significant amounts of trade or investment, or issuers with exposure to debt issued by certain EU countries.

Fixed-Income Securities Risk. The Portfolio holds debt and other fixed-income securities to generate income. Typically, the values of fixed-income securities change inversely with prevailing interest rates. Therefore, a fundamental risk of fixed-income securities is interest rate risk, which is the risk that the value of such securities will generally decline as prevailing interest rates rise, which may cause the Portfolio’s net asset value to likewise decrease. How specific fixed-income securities may react to changes in interest rates will depend on the specific characteristics of each security. For example, while securities with longer maturities and durations tend to produce higher yields, they also tend to be more sensitive to changes in prevailing interest rates and are therefore more volatile than shorter-term securities and are subject to greater market fluctuations as a result of changes in interest rates. However, calculations of maturity and duration may be based on estimates and may not reliably predict a security’s price sensitivity to changes in interest rates. In addition, different interest rate measures (such as short- and long-term interest rates and U.S. and non-U.S. interest rates), or interest rates on different types of securities or securities of different issuers, may not necessarily change in the same amount or in the same direction. Investments in fixed-income securities with very low or negative interest rates may diminish the Portfolio’s yield and performance.

Fixed-income securities are also subject to credit risk, which is the risk that the credit strength of an issuer of a fixed-income security will weaken and/or that the issuer will be unable to make timely principal and interest payments and that the security may go into default. In addition, there is prepayment risk, which is the risk that during periods of falling interest rates, certain debt obligations may be paid off quicker than originally anticipated, which may cause the Portfolio to reinvest its assets in securities with lower yields, resulting in a decline in the Portfolio’s income or return potential. Fixed-income securities may also be subject to valuation risk and liquidity risk. Valuation risk is the risk that one or more of the fixed-income securities in which the Portfolio invests are priced differently than the value realized upon such security’s sale. In times of market instability, valuation may be more difficult. Valuation may also be affected by changes in the issuer’s financial strength, the market’s perception of such strength, or in the credit rating of the issuer of the security. Liquidity risk is the risk that fixed-income securities may be difficult or impossible to sell at the time portfolio management would like or at the price portfolio management believes the security is currently worth. Consequently, the Portfolio may have to accept a lower price to sell a security, sell other securities to raise cash, or give up an investment opportunity, any of which could have a negative effect on the Portfolio’s performance. In unusual market conditions, even normally liquid securities may be affected by a degree of liquidity risk. To the extent the Portfolio invests in fixed-income securities in a particular industry or economic sector, its share values may fluctuate in response to events affecting that industry or sector. Securities underlying mortgage- and asset-backed securities, which may include subprime mortgages, also may be subject to a higher degree of credit risk, valuation risk, and liquidity risk. To the extent that the Portfolio invests in derivatives tied to fixed-income securities, the Portfolio may be more substantially exposed to these risks than a portfolio that does not invest in such derivatives. The market for certain fixed-income securities may become illiquid under adverse market or economic conditions independent of any specific adverse changes in the conditions of a particular issuer. Similarly, the amount of assets deemed illiquid remaining within the Portfolio may also increase, making it more difficult to meet shareholder redemptions and further adversely affecting the value of the Portfolio.

Foreign Exposure Risk. Within the parameters of its specific investment policies, the Portfolio may invest in foreign debt and equity securities either indirectly (e.g., depositary receipts, depositary shares, and passive foreign investment companies) or directly in foreign markets, including emerging markets. Additional risks may be present with respect to investments in securities of issuers or companies that are economically tied to different countries throughout the world. An issuer is deemed to be economically tied to a country or countries if one or more of the following tests are met: (i) the issuer is organized in, or its primary business office or principal trading market of its equity is located in, the country; (ii) a majority of the issuer’s revenues are derived from one or more countries; or (iii) a majority of the issuer’s assets are located in one or more countries. Investments in foreign securities, including securities of foreign and emerging market governments, may involve greater risks

than investing in domestic securities because the Portfolio's performance may depend on factors other than the performance of a particular company. These factors include:

- **Currency Risk.** As long as the Portfolio holds a foreign security, its value will be affected by the value of the local currency relative to the U.S. dollar. When the Portfolio sells a foreign currency denominated security, its value may be worth less in U.S. dollars even if the security increases in value in its home country. U.S. dollar-denominated securities of foreign issuers may also be affected by currency risk, as the value of these securities may also be affected by changes in the issuer's local currency.
- **Political and Economic Risk.** Foreign investments may be subject to increased political and economic risks, including the imposition of economic and other sanctions. Sanctions imposed by the U.S. Government on other countries or persons or issuers operating in such countries could restrict the Portfolio's ability to buy affected securities or force the Portfolio to dispose of any affected securities it has previously purchased at an inopportune time. As a result, the Portfolio may experience a greater risk of loss with respect to securities impacted by such sanctions.

Political and economic risks may be heightened in emerging markets, which may have relatively unstable governments, immature economic structures, national policies restricting investments by foreigners, social instability, and different and/or developing legal systems. In some countries, there is the risk that the government may take over the assets or operations of a company or that the government may impose withholding and other taxes or limits on the removal of the Portfolio's assets from that country. In addition, the economies of emerging markets may be predominantly based on only a few industries, may be highly vulnerable to changes in local or global trade conditions, and may suffer from extreme and volatile debt burdens or inflation rates.

- **Regulatory Risk.** There may be less government supervision of foreign markets. As a result, foreign issuers may not be subject to the uniform accounting, auditing, and financial reporting standards and practices applicable to domestic issuers, and there may be less publicly available information about foreign issuers.
- **Foreign Market Risk.** Foreign securities markets, particularly those of emerging market countries, may be less liquid and more volatile than domestic markets. These securities markets may trade a small number of securities, may have a limited number of issuers and a high proportion of shares, or may be held by a relatively small number of persons or institutions. Local securities markets may be unable to respond effectively to increases in trading volume, potentially making prompt liquidation of substantial holdings difficult or impossible at times. It is also possible that certain markets may require payment for securities before delivery, and delays may be encountered in settling securities transactions. In some foreign markets, there may not be protection against failure by other parties to complete transactions. It may not be possible for the Portfolio to repatriate capital, dividends, interest, and other income from a particular country or governmental entity. In addition, securities of issuers located in or economically tied to countries with emerging markets may have limited marketability and may be subject to more abrupt or erratic price movements which could also have a negative effect on the Portfolio. Such factors may hinder the Portfolio's ability to buy and sell emerging market securities in a timely manner, affecting the Portfolio's investment strategies and potentially affecting the value of the Portfolio.
- **Geographic Concentration Risk.** To the extent that the Portfolio invests a substantial amount of its assets in issuers located in a single country or region, the economic, political, social, regulatory, or other developments or conditions within such country or region will generally have a greater effect on the Portfolio than they would on a more geographically diversified portfolio, which may result in greater losses and volatility. Adverse developments in certain regions could also adversely affect securities of other countries whose economies appear to be unrelated and could have a negative impact on the Portfolio's performance.
- **Transaction Costs.** Costs of buying, selling, and holding foreign securities, including brokerage, tax, and custody costs, may be higher than those involved in domestic transactions.

High-Yield/High-Risk Bond Risk. High-yield/high-risk bonds (also known as "junk" bonds) are bonds rated below investment grade by the primary rating agencies such as Standard & Poor's, Fitch, and Moody's or are unrated bonds of similar quality. The value of lower quality bonds generally is more dependent on credit risk than investment grade bonds. Issuers of high-yield/high-risk bonds may not be as strong financially as those issuing bonds with higher credit ratings and are more vulnerable to real or perceived economic changes, political changes, or adverse developments specific to the issuer. In addition, the junk bond market can experience sudden and sharp price swings.

The secondary market on which high-yield securities are traded is less liquid than the market for investment grade securities. The lack of a liquid secondary market may have an adverse impact on the market price of the security. Additionally, it may be more difficult to value the securities because valuation may require more research, and elements of judgment may play a larger role in the valuation because there is less reliable, objective data available.

Please refer to the “Explanation of Rating Categories” section of the SAI for a description of bond rating categories.

Industry and Sector Risk. Industry and sector risk is the possibility that a group of related securities will decline in price due to industry-specific or economic sector-specific developments. Companies in the same or similar industries and economic sectors may share common characteristics and are more likely to react similarly to industry-specific market or economic developments. The Portfolio’s investments, if any, in multiple companies in a particular industry or economic sector may increase the Portfolio’s exposure to industry and sector risk.

Inflation Risk. Inflation creates uncertainty over the future real value of an investment (the value after adjusting for inflation). The real value of certain assets or real income from investments will be less in the future as inflation decreases the value of money. As inflation increases, the present value of the Portfolio’s assets and distributions may decline. This risk is more prevalent with respect to debt securities held by the Portfolio, as applicable. Inflation rates may change frequently and drastically as a result of various factors, including unexpected shifts in the domestic or global economy. Moreover, the Portfolio’s investments may not keep pace with inflation, which may result in losses to Portfolio shareholders or adversely affect the real value of shareholders’ investment in the Portfolio. Portfolio shareholders’ expectation of future inflation can also impact the current value of the Portfolio’s holdings, resulting in lower asset values and potential losses. This risk may be elevated compared to historical market conditions because of recent monetary policy measures and the current interest rate environment.

Inflation-Related Investments Risk. Inflation-linked bonds (including Treasury Inflation-Protected Securities, also known as TIPS), and other inflation-linked securities normally will decline in value when real interest rates rise. In certain interest rate environments, such as when real interest rates are rising faster than nominal interest rates, inflation-indexed bonds may experience greater losses than other fixed-income securities with similar durations. Except for the Portfolio’s investments in TIPS, which are guaranteed as to principal by the U.S. Treasury, the inflation-adjusted principal value of inflation-linked bonds repaid at maturity may be less than the original principal. Because of their inflation-linked adjustment feature, inflation-linked bonds typically have lower yields than conventional fixed-rate securities. In the event of deflation, where prices decline over time, the principal and income of inflation-linked bonds will likely decline, resulting in losses to the Portfolio.

Initial Public Offering and Secondary Offering Risk. The Portfolio’s purchase of shares issued in an initial public offering (“IPO”) exposes it to the risks associated with companies that have little operating history as public companies, as well as to the risks inherent in those sectors of the market where these new issuers operate. Attractive IPOs are often oversubscribed and may not be available to the Portfolio, or may be available only in very limited quantities. The market for IPO issuers has been volatile, and share prices of newly public companies have fluctuated up and down significantly over short periods of time. Although IPO investments may have had a positive impact on certain portfolios’ performance in the past, there can be no assurance that the Portfolio will identify favorable IPO investment opportunities in the future. In addition, under certain market conditions, a relatively small number of companies may issue securities in IPOs. Similarly, as the number of portfolios to which IPO securities are allocated increases, the number of securities issued to any one portfolio may decrease. In addition, as the Portfolio increases in size, the impact of IPOs on the Portfolio’s performance will generally decrease.

The Portfolio may purchase shares in secondary offerings. Secondary offerings may expose the Portfolio to some of the risks of IPOs. Participation in secondary offerings may have a magnified impact on the performance of a portfolio to the extent that it has a small asset base and the portfolio may not experience similar performance as its assets grow. Secondary offering shares frequently are volatile in price. As a result, the Portfolio may hold secondary offering shares for a very short period of time. This may increase the portfolio turnover rate of the Portfolio and may lead to increased expenses for the Portfolio, such as commissions and transaction costs. In addition, secondary offering shares can experience an immediate drop in value if the demand for the securities does not continue to support the offering price.

Interest Rate Risk. Generally, a fixed-income security will increase in value when prevailing interest rates fall and decrease in value when prevailing interest rates rise. Longer-term securities are generally more sensitive to interest rate changes than shorter-term securities, but they generally offer higher yields to compensate investors for the associated risks. High-yield bond prices and floating rate debt security prices are generally less directly responsive to interest rate changes than investment

grade issues or comparable fixed rate securities, and may not always follow this pattern. The Portfolio may also use futures, swaps, options, and other derivatives to manage interest rate risk.

Leverage Risk. Some transactions may give rise to a form of economic leverage. These transactions may include, among others, derivatives, and may expose the Portfolio to greater risk and increase its costs. The use of leverage may cause the Portfolio to liquidate portfolio positions when it may not be advantageous to do so to satisfy its obligations or to meet the applicable requirements of the Investment Company Act of 1940, as amended, and the rules thereunder. Increases and decreases in the value of the Portfolio's holdings will be magnified when the Portfolio uses leverage.

Liquidity Risk. The Portfolio may invest in securities or instruments that do not trade actively or in large volumes, and may make investments that are less liquid than other investments. Also, the Portfolio may make investments that may become less liquid in response to market developments or adverse investor perceptions. Investments that are illiquid or that trade in lower volumes may be more difficult to value. When there is no willing buyer and investments cannot be readily sold at the desired time or price, the Portfolio may have to accept a lower price or may not be able to sell the security or instrument at all. Investments in foreign securities, particularly those of issuers located in emerging market countries, tend to have greater exposure to liquidity risk than domestic securities. In unusual market conditions, even normally liquid securities may be affected by a degree of liquidity risk (i.e., if the number and capacity of traditional market participants is reduced). An inability to sell one or more portfolio positions can adversely affect the Portfolio's value or prevent the Portfolio from being able to take advantage of other investment opportunities. Liquidity risk may be increased to the extent that the Portfolio invests in restricted securities that are deemed to be illiquid investments.

Liquidity risk may also refer to the risk that the Portfolio will not be able to pay redemption proceeds within the allowable time period because of unusual market conditions, an unusually high volume of redemption requests, or other reasons. While the Portfolio may pay redemptions in-kind, the Portfolio may instead choose to raise cash to meet redemption requests through the sale of portfolio securities or permissible borrowings. If the Portfolio is forced to sell securities at an unfavorable time and/or under unfavorable conditions, such sales may adversely affect the Portfolio's net asset value and may increase brokerage costs.

Loan Risk. The Portfolio may invest in various commercial loans. The risks of such investments vary, depending on the type of loans underlying the investments, as described below.

- **Bank Loan Risk.** The bank loans in which the Portfolio invests may be denominated in U.S. or non-U.S. currencies, including the euro. Bank loans are obligations of companies or other entities entered into in connection with recapitalizations, acquisitions, and refinancings. The Portfolio's investments in bank loans are generally acquired as a participation interest in, or assignment of, loans originated by a lender or other financial institution. These investments may include institutionally-traded floating and fixed-rate debt securities. The bank loans underlying these securities often involve borrowers with low credit ratings whose financial conditions are troubled or uncertain, including companies that are highly leveraged or in bankruptcy proceedings. Participation interests and assignments involve credit, interest rate, and liquidity risk. Some participation interests and assignments may not be considered "securities," and purchasers, such as the Portfolio, therefore may not be entitled to rely on the anti-fraud protections of the federal securities laws. Additionally, because the Adviser, in the course of investing the Portfolio's assets in loans, may have access to material non-public information regarding the borrower, the ability of the Portfolio to purchase or sell publicly-traded securities of such borrowers may be restricted. In addition, to the extent the Portfolio invests in non-U.S. bank loan investments, those investments also are subject to the risks of foreign investment, including Eurozone risk.

If the Portfolio purchases a participation interest, it may only be able to enforce its rights through the lender and may assume the credit risk of both the borrower and the lender. There are also risks involved in purchasing assignments. If a loan is foreclosed, the Portfolio may become part owner of any collateral securing the loan and may bear the costs and liabilities associated with owning and disposing of any collateral. The Portfolio could be held liable as a co-lender. In addition, there is no assurance that the liquidation of any collateral from a secured loan would satisfy a borrower's obligations or that any collateral could be liquidated. There may be a number of intermediate participants in bank loan transactions and loan agreements that have specific rights, obligations, terms, and conditions. As such, any number of factors in an investment in bank loans could cause the Portfolio to lose income or principal on a particular investment, which in turn could affect the Portfolio's returns, and you could lose money.

Interest rates on floating rate bank loans adjust with interest rate changes and/or issuer credit quality, and unexpected changes in such rates could result in losses to the Portfolio. Additionally, borrowers may pay back principal in whole or

part, prior to scheduled due dates. Such prepayment may result in the Portfolio realizing less income on a particular investment and replacing the floating rate bank loan with a less attractive security, which may provide less return to the Portfolio.

Bank loans are generally less liquid than many other fixed-income securities and may be subject to restrictions on resale. Transactions in bank loans may take more than seven days to settle. As a result, the proceeds related to the sale of bank loans may not be available to make additional investments or to meet the Portfolio's redemption obligations until a substantial period after the sale of the loans. To the extent that extended settlement creates short-term liquidity needs, the Portfolio may satisfy these needs by holding additional cash or selling other investments (potentially at an inopportune time, which could result in losses to the Portfolio).

The Portfolio may not be able to identify and invest in attractive floating rate bank loans, such as senior loans, as the market for such investments may be limited in certain economic conditions or because of a high number of potential purchasers of assignments and participations. The Portfolio may also invest in other floating rate debt securities or other investments. For example, the Portfolio may invest in junior or subordinated loans or unsecured loans. Such loans may not provide desired returns or may increase the potential for loss of income or principal. Bank loan investments may be generally considered speculative and risks arising from the Portfolio's investments in bank loans may be similar to those of investments in "junk" bonds or below investment grade investments. The Portfolio's investments in bank loans may be more sensitive to economic changes, political changes, or adverse developments specific to the borrower than higher quality investments.

- **Bridge Loan Risk.** Investments in bridge loans subject the Portfolio to certain risks in addition to those described above. In addition, any delay in obtaining permanent financing subjects the bridge loan investor to increased risk. A borrower's use of bridge loans also involves the risk that the borrower may be unable to locate permanent financing to replace the bridge loan, which may impair the borrower's perceived creditworthiness.
- **DIP Loan Risk.** Investments in debtor-in-possession ("DIP") loans are subject to the risk that the entity will not emerge from bankruptcy and will be forced to liquidate its assets. In the event of liquidation, the Portfolio's only recourse will be against the property securing the DIP loan.
- **Mezzanine Loan Risk.** Mezzanine loans generally are rated below investment grade, and frequently are unrated. Because mezzanine loans typically are the most subordinated debt obligation in an issuer's capital structure, they are subject to the additional risk that the cash flow of the related borrower and any property securing the loan may be insufficient to repay the loan after the related borrower pays off any senior obligations. Mezzanine loans, which are usually issued in private placement transactions, may be considered illiquid. In addition, they are often used by smaller companies that may be highly leveraged, and in turn may be subject to a higher risk of default. Investment in mezzanine loans is a specialized practice that depends more heavily on independent credit analysis than investments in other fixed-income securities.

Market Risk. The value of the Portfolio's holdings may decrease if the value of one or more issuers in the Portfolio decreases. Further, regardless of how well individual companies or securities perform, the value of the Portfolio's holdings could also decrease if there are deteriorating economic or market conditions, including, but not limited to, a general decline in prices on the stock markets, a general decline in real estate markets, a decline in commodities prices, or if the market favors different types of securities than the types of securities in which the Portfolio invests. If the value of the Portfolio's holdings decreases, the Portfolio's net asset value will also decrease, which means if you sell your shares in the Portfolio you may lose money. Market risk may affect a single issuer, industry, economic sector, or the market as a whole.

The increasing interconnectivity between global economies and financial markets increases the likelihood that events or conditions in one region or financial market may adversely impact issuers in a different country, region or financial market. Social, political, economic and other conditions and events, such as natural disasters, health emergencies (e.g., epidemics and pandemics), terrorism, conflicts and social unrest, including related sanctions, could reduce consumer demand or economic output, result in market closures, travel restrictions and/or quarantines, and generally have a significant impact on the global economies and financial markets.

- **COVID-19 Pandemic.** The effects of COVID-19 have contributed to increased volatility in global financial markets and have affected and may continue to affect certain countries, regions, issuers, industries and market sectors more dramatically

than others. These conditions and events could have a significant impact on the Portfolio and its investments, the Portfolio's ability to meet redemption requests, and the processes and operations of the Portfolio's service providers, including the Adviser.

- **Russia/Ukraine Invasion.** Russia launched a large-scale invasion of Ukraine on February 24, 2022. The extent and duration of the military action, resulting sanctions, and resulting future market disruptions in the region are impossible to predict, but could be significant and have a severe adverse effect on the region, including significant negative impacts on the economy and the markets for certain securities and commodities, such as oil and natural gas, as well as other sectors.

Money Market Fund Investment Risk. The Portfolio may have cash balances that have not been invested in portfolio securities, which may be used to purchase shares of affiliated or non-affiliated money market funds, or cash management pooled investment vehicles that operate as money market funds, as part of a cash sweep program. By investing in a money market fund, the Portfolio will be exposed to the investment risks of the money market fund in direct proportion to such investment. The money market fund may not achieve its investment objective and the Portfolio may lose money. To the extent the Portfolio transacts in instruments such as derivatives, the Portfolio may hold investments, which may be significant, in money market fund shares to cover its obligations resulting from the Portfolio's investments in derivatives. An investment in a money market fund is not a bank deposit and is not insured or guaranteed by any bank, the FDIC or any other government agency. There can be no assurance that a money market fund will maintain a \$1.00 per share net asset value ("NAV") at all times. Factors that could adversely affect the value of a money market fund's shares include, among other things, a sharp rise in interest rates, an illiquid market for the securities held by the money market fund, a high volume of redemption activity in a fund's shares, and a credit event or credit rating downgrade affecting one or more of the issuers of securities held by the money market fund. In addition, the failure of even an unrelated money market fund to maintain a stable NAV could create a widespread risk of increased redemption pressures on all money market funds, potentially jeopardizing the stability of their NAVs. Certain money market funds have in the past failed to maintain stable NAVs, and there can be no assurance that such failures and resulting redemption pressures will not impact money market funds in the future.

Rules adopted by the Securities and Exchange Commission (the "SEC") require, among other things, certain money market funds to cause transactions in shares of these funds to be effected using a fund's NAV per share calculated out to the fourth decimal point (e.g., \$1.0000 instead of \$1.00). "Government Money Market Funds" and "Retail Money Market Funds" as defined in Rule 2a-7 under the Investment Company Act of 1940, as amended, are not subject to the floating NAV requirements. In addition, certain money market funds may impose a fee upon sale of shares or may temporarily suspend the ability to sell shares of the money market fund if the money market fund's liquidity falls below required minimums because of market conditions or other factors.

There can be no assurance that the Portfolio's investments in money market funds are not adversely affected by reforms to money market regulation that may be adopted by the SEC or other regulatory authorities.

In addition to the fees and expenses that the Portfolio directly bears, the Portfolio indirectly bears the fees and expenses of any money market fund in which it invests.

Mortgage- and Asset-Backed Securities Risk. Rising interest rates tend to extend the duration of, or reduce the rate of prepayments on, both commercial mortgage-backed securities ("CMBS") and residential mortgage-backed securities ("RMBS"), making them more sensitive to changes in interest rates ("extension risk"). As a result, in a period of rising interest rates, the price of mortgage-backed securities may fall, causing the Portfolio to exhibit additional volatility. Mortgage-backed securities are also subject to prepayment risk. When interest rates decline, borrowers may pay off their mortgages sooner than expected. This can reduce the Portfolio's returns because the Portfolio will have to reinvest that money at lower prevailing interest rates. Investments in certain mortgage-backed securities, including those comprised of subprime mortgages, may be subject to a higher degree of credit risk, valuation risk, and liquidity risk than various other types of fixed-income securities. Additionally, although mortgage-backed securities are generally supported by some form of government or private guarantee and/or insurance, there is no assurance that guarantors or insurers will meet their obligations.

CMBS are subject to certain other risks. The market for CMBS developed more recently than that for RMBS and is relatively small in terms of outstanding principal amount of issues compared to the RMBS market. CMBS are also subject to risks associated with a lack of standardized terms, shorter maturities than residential mortgage loans, and payment of all or substantially all of the principal at maturity, rather than regular amortization of principal. Moreover, the type and use of a particular commercial property may add to the risk of CMBS investments. Adverse changes in economic conditions and

circumstances are more likely to have an adverse impact on mortgage-backed securities secured by loans on commercial properties than on those secured by residential properties.

Similarly, the value of the Portfolio's investments in asset-backed securities may be adversely affected by changes in interest rates, factors concerning the interests in and structure of the issuer or originator of the receivables, the creditworthiness of the entities that provide any supporting letters of credit, surety bonds, or other credit or liquidity enhancements, and/or the market's assessment of the quality of the underlying assets. Generally, the originating bank or credit provider is neither the obligor nor the guarantor of the security, and interest and principal payments ultimately depend upon payment of the underlying loans by individuals. The Portfolio could incur a loss if the underlying loans are not paid. In addition, most asset-backed securities are subject to prepayment risk in a declining interest rate environment. The impact of prepayments on the value of asset-backed securities may be difficult to predict and may result in greater volatility. Rising interest rates tend to extend the duration of asset-backed securities, making them more volatile and sensitive to changing interest rates.

Private Placements and Other Restricted Securities Risk. Investments in private placements and other restricted securities could decrease the Portfolio's liquidity profile or prevent the Portfolio from disposing of them promptly at advantageous prices. Private placements and restricted securities may be less liquid than other investments because such securities may not always be readily sold in broad public markets and may have no active trading market. As a result, they may be difficult to value because market quotations may not be readily available. Transaction costs may be higher for these securities, and the Portfolio may get only limited information about the issuer of a private placement or other restricted security.

REIT Risk. To the extent that the Portfolio holds REITs and REIT-like entities, it may be subject to the additional risks associated with REIT and REIT-like investments. REITs and REIT-like entities are subject to heavy cash flow dependency to allow them to make distributions to their shareholders. The prices of equity REITs are affected by changes in the value of the underlying property owned by the REITs, changes in capital markets and interest rates, management skill in running a REIT, and the creditworthiness of the REIT. The prices of mortgage REITs are affected by the quality of any credit they extend, the creditworthiness of the mortgages they hold, as well as by the value of the property that secures the mortgages. In addition, mortgage REITs (similar to direct investments in mortgage-backed securities) are subject to prepayment risk. Equity REITs and mortgage REITs are subject to heavy cash flow dependency, defaults by borrowers, and self-liquidation. There is also the risk that borrowers under mortgages held by a REIT or lessees of a property that a REIT owns may be unable to meet their obligations to the REIT. In the event of a default by a borrower or lessee, the REIT may incur substantial costs associated with protecting its investments. While equity REITs and mortgage REITs may provide exposure to a large number of properties, such properties may be concentrated in a particular industry, region, or housing type, making such investments more vulnerable to unfavorable developments to economic or market events. Certain "special purpose" REITs in which the Portfolio may invest focus their assets in specific real property sectors, such as hotels, shopping malls, nursing homes, or warehouses, and are therefore subject to the specific risks associated with adverse developments in these sectors. The Portfolio's shareholders will indirectly bear their proportionate share of the REIT's expenses, in addition to their proportionate share of the Portfolio's expenses. The value of investments in REOCs will generally be affected by the same factors that adversely affect REIT investments; however, REOCs may also be adversely affected by income streams derived from businesses other than real estate ownership.

Additionally, a REIT that fails to comply with federal tax requirements affecting REITs may be subject to federal income taxation, or the federal tax requirement that a REIT distribute substantially all of its net income to its shareholders may result in a REIT having insufficient capital for future expenditures. REITs are also subject to certain provisions under federal tax law and the failure of a company to qualify as a REIT could have adverse consequences for the Portfolio, including significantly reducing the return to the Portfolio on its investment in such company.

Small- and Mid-Sized Companies Risk. The Portfolio's investments in securities issued by small- and mid-sized companies, which can include smaller, start-up companies offering emerging products or services, may involve greater risks than are customarily associated with larger, more established companies. For example, while small- and mid-sized companies may realize more substantial growth than larger or more established issuers, they may also suffer more significant losses as a result of their narrow product lines, limited operating history, greater exposure to competitive threats, limited financial resources, limited trading markets, and the potential lack of management depth. Securities issued by small- and mid-sized companies tend to be more volatile and somewhat more speculative than securities issued by larger or more established companies and may underperform as compared to the securities of larger or more established companies. These holdings are also subject to wider price fluctuations and tend to be less liquid than stocks of larger or more established companies, which could have a significant adverse effect on the Portfolio's returns, especially as market conditions change.

Sovereign Debt Risk. The Portfolio may invest in U.S. and non-U.S. government debt securities (“sovereign debt”). Investments in sovereign debt, especially the debt of certain emerging market countries, can involve a high degree of risk, including the risk that the governmental entity that controls the repayment of sovereign debt may not be willing or able to repay the principal and/or to pay the interest on its sovereign debt in a timely manner. A sovereign debtor’s willingness or ability to satisfy its debt obligation may be affected by various factors, including its cash flow situation, the extent of its foreign currency reserves, the availability of foreign exchange when a payment is due, the relative size of its debt position in relation to its economy as a whole, the sovereign debtor’s policy toward international lenders, and local political constraints to which the governmental entity may be subject. Sovereign debtors may also be dependent on expected disbursements from foreign governments, multilateral agencies, and other entities. The failure of a sovereign debtor to implement economic reforms, achieve specified levels of economic performance, or repay principal or interest when due may result in the cancellation of third party commitments to lend funds to the sovereign debtor, which may further impair such debtor’s ability or willingness to timely service its debts. The Portfolio may be requested to participate in the rescheduling of such sovereign debt and to extend further loans to governmental entities, which may adversely affect the Portfolio’s holdings. In the event of default, there may be limited or no legal remedies for collecting sovereign debt and there may be no bankruptcy proceedings through which the Portfolio may collect all or part of the sovereign debt that a governmental entity has not repaid. In addition, to the extent the Portfolio invests in non-U.S. sovereign debt, it may be subject to currency risk.

TBA Commitments Risk. The Portfolio may enter into “to be announced” or “TBA” commitments. Although TBA securities must meet industry-accepted “good delivery” standards, there can be no assurance that a security purchased on a forward commitment basis will ultimately be issued or delivered by the counterparty. If the counterparty to a transaction fails to deliver the securities, the Portfolio could suffer a loss. Because TBA commitments do not require the delivery of a specific security, the characteristics of a security delivered to the Portfolio may be less favorable than expected. There is a risk that the security that the Portfolio buys will lose value between the purchase and settlement dates. When the Portfolio sells a TBA security prior to settlement, it does not participate in future gains or losses with respect to the security. The Portfolio is generally not required to pay for the TBA security until the settlement date and, as a result, if the Portfolio remains substantially fully invested at a time when TBA commitment purchases are outstanding, the purchases may result in a form of leverage.

MANAGEMENT OF THE PORTFOLIO

INVESTMENT ADVISER

Janus Henderson Investors US LLC, 151 Detroit Street, Denver, Colorado 80206-4805, is the investment adviser to the Portfolio. The Adviser is responsible for the day-to-day management of the Portfolio's investment portfolio and furnishes continuous advice and recommendations concerning the Portfolio's investments. The Adviser also provides certain administration and other services and is responsible for other business affairs of the Portfolio.

The Adviser (together with its predecessors and affiliates) has served as investment adviser to the Janus Henderson mutual funds since 1970 and currently serves as investment adviser to all of the Janus Henderson mutual funds as well as the Janus Henderson exchange-traded funds, acts as subadviser for a number of private-label mutual funds, and provides separate account advisory services for institutional accounts and other unregistered products.

The Trust and the Adviser have received an exemptive order from the SEC that permits the Adviser, subject to the approval of the Trustees, to appoint or replace certain subadvisers to manage all or a portion of the Portfolio's assets and enter into, amend, or terminate a subadvisory agreement with certain subadvisers without obtaining shareholder approval (a "manager-of-managers structure"). The manager-of-managers structure applies to subadvisers that are not affiliated with the Trust or the Adviser ("non-affiliated subadvisers"), as well as any subadviser that is an indirect or direct "wholly-owned subsidiary" (as such term is defined by the Investment Company Act of 1940, as amended) of the Adviser or of another company that, indirectly or directly, wholly owns the Adviser (collectively, "wholly-owned subadvisers").

Pursuant to the order, the Adviser, with the approval of the Trustees, has the discretion to terminate any subadviser and allocate and, as appropriate, reallocate the Portfolio's assets among the Adviser and any other non-affiliated subadvisers or wholly-owned subadvisers (including terminating a non-affiliated subadviser and replacing it with a wholly-owned subadviser). To the extent that the Portfolio's assets are allocated to one or more subadvisers, the Adviser, subject to oversight by the Trustees, would have the responsibility to oversee such subadviser(s) to the Portfolio and to recommend for approval by the Trustees, the hiring, termination, and replacement of a subadviser for the Portfolio. In the event that the Adviser hires a subadviser pursuant to the manager-of-managers structure, the Portfolio would provide shareholders with information about the subadviser and subadvisory agreement within 90 days.

The Adviser furnishes certain administration, compliance, and accounting services to the Portfolio, including providing office space for the Portfolio and providing personnel to serve as officers to the Portfolio. The Portfolio reimburses the Adviser for certain of its costs in providing these services (to the extent the Adviser seeks reimbursement and such costs are not otherwise waived). These costs include some or all of the salaries, fees, and expenses of the Adviser's employees and Portfolio officers, including the Portfolio's Chief Compliance Officer and compliance staff, that provide specified administration and compliance services to the Portfolio. The Portfolio pays these costs based on out-of-pocket expenses incurred by the Adviser, and these costs are separate and apart from advisory fees and other expenses paid in connection with the investment advisory services the Adviser provides to the Portfolio.

MANAGEMENT EXPENSES

The Portfolio pays the Adviser an investment advisory fee and incurs expenses, including administrative services fees payable pursuant to the Transfer Agency Agreement, any other transfer agent and custodian fees and expenses, legal and auditing fees, printing and mailing costs of sending reports and other information to existing shareholders, and Independent Trustees' fees and expenses. The Portfolio's investment advisory fee is calculated daily and paid monthly. The Portfolio's advisory agreement details the investment advisory fee and other expenses that the Portfolio must pay.

The following table reflects the Portfolio's contractual investment advisory fee rate (expressed as an annual rate), as well as the actual investment advisory fee rate paid by the Portfolio to the Adviser. The rate shown is a fixed rate based on the Portfolio's average daily net assets.

Portfolio Name	Average Daily Net Assets of the Portfolio	Contractual Investment Advisory Fee (%) (annual rate)	Actual Investment Advisory Fee Rate (%) (for the fiscal year ended December 31, 2022)
Balanced Portfolio	All Asset Levels	0.55	0.55

A discussion regarding the basis for the Trustees' approval of the Portfolio's investment advisory agreement is included in the Portfolio's annual report (for the period ending December 31) and semiannual report (for the period ending June 30) to shareholders. You can request the Portfolio's annual or semiannual reports (as they become available), free of charge, by contacting your plan sponsor, broker-dealer, or financial intermediary, or by contacting a Janus Henderson representative at 1-877-335-2687. The reports are also available, free of charge, at janushenderson.com/VIT.

PORTFOLIO MANAGEMENT

Balanced Portfolio

Co-Portfolio Managers Jeremiah Buckley, Michael Keough, and Greg Wilensky are responsible for the day-to-day management of the Portfolio. Messrs. Keough and Wilensky focus on the fixed-income portion of the Portfolio. Mr. Buckley focuses on the equity portion of the Portfolio.

Jeremiah Buckley, CFA, is Executive Vice President and Co-Portfolio Manager of Balanced Portfolio, which he has co-managed since December 2015. Mr. Buckley is also Portfolio Manager of other Janus Henderson accounts. He holds a Bachelor of Arts degree in Economics from Dartmouth College, where he graduated Phi Beta Kappa. He holds the Chartered Financial Analyst designation.

Michael Keough is Executive Vice President and Co-Portfolio Manager of Balanced Portfolio, which he has co-managed since December 2019. Mr. Keough is also Portfolio Manager of other Janus Henderson accounts. He joined the Adviser in January 2007. Mr. Keough holds a Bachelor of Science degree in Business/Management from the United States Air Force Academy.

Greg Wilensky, CFA, is Head of U.S. Fixed-Income of Janus Henderson Investors. He is Executive Vice President and Co-Portfolio Manager of Balanced Portfolio, which he has co-managed since February 2020. Mr. Wilensky is also Portfolio Manager of other Janus Henderson accounts. Prior to joining the Adviser in January 2020, he was Director and Lead Portfolio Manager of the U.S. Multi-Sector Fixed Income team at AllianceBernstein since 2007. Mr. Wilensky holds a Bachelor of Science degree in Business Administration from Washington University and a Master's degree in Business Administration from the University of Chicago. He holds the Chartered Financial Analyst designation.

Information about portfolio management's compensation structure and other accounts managed, as well as the aggregate range of their individual ownership in the Portfolio(s) that they manage and certain other mutual funds advised by the Adviser, is included in the SAI.

Conflicts of Interest

The Adviser manages other funds and numerous other accounts, which may include separate accounts and other pooled investment vehicles, such as hedge funds. Side-by-side management of multiple accounts, including the management of a cash collateral pool for securities lending and investing the Janus Henderson funds' cash, may give rise to conflicts of interest among those accounts, and may create potential risks, such as the risk that investment activity in one account may adversely affect another account. For example, short sale activity in an account could adversely affect the market value of long positions in one or more other accounts (and vice versa). Side-by-side management may raise additional potential conflicts of interest relating to the allocation of investment opportunities and the aggregation and allocation of trades. A further discussion of potential conflicts of interest and a discussion of certain procedures intended to mitigate such potential conflicts are contained in the Portfolio's SAI.

OTHER INFORMATION

CLASSES OF SHARES

Only Institutional Shares are offered by this Prospectus. The Shares are available only in connection with investment in and payments under variable insurance contracts, as well as certain qualified retirement plans. Service Shares are offered only in connection with investment in and payments under variable insurance contracts, as well as certain qualified retirement plans, that require a fee from Portfolio assets to procure distribution and/or administrative services to contract owners and plan participants. Because the expenses of each class may differ, the performance of each class is expected to differ. If you would like additional information about the Service Shares, please call 1-800-525-0020. In addition, for an analysis of fees associated with an investment in either share class or other similar funds, please visit www.finra.org/fundalyzer.

CLOSED PORTFOLIO POLICIES

The Portfolio may limit sales of its Shares to new investors. If sales of the Portfolio are limited, it is expected that existing shareholders invested in the Portfolio would be permitted to continue to purchase Shares through their existing Portfolio accounts and to reinvest any dividends or capital gains distributions in such accounts, absent highly unusual circumstances. Requests for new accounts into a closed portfolio would be reviewed by management, taking into consideration eligibility requirements and whether the addition to the portfolio is believed to negatively impact existing portfolio shareholders. The closed portfolio may decline opening new accounts, including eligible new accounts, if it would be in the best interests of the portfolio and its shareholders. If applicable, additional information regarding general policies and exceptions can be found in a closed portfolio's prospectuses.

LIQUIDATION/REORGANIZATION OF A PORTFOLIO

It is important to know that, pursuant to the Trust's Amended and Restated Trust Instrument, the Trustees have the authority to merge, liquidate, and/or reorganize a portfolio into another portfolio without seeking shareholder vote or consent.

DISTRIBUTION OF THE PORTFOLIO

The Portfolio is distributed by Janus Henderson Distributors US LLC (the "Distributor"), which is a member of the Financial Industry Regulatory Authority, Inc. ("FINRA"). To obtain information about FINRA member firms and their associated persons, you may contact FINRA at www.finra.org, or 1-800-289-9999.

DISTRIBUTIONS AND TAXES

DISTRIBUTIONS

To avoid taxation of the Portfolio, the Internal Revenue Code of 1986, as amended (the “Internal Revenue Code”) requires the Portfolio to distribute all or substantially all of its net investment income and any net capital gains realized on its investments at least annually. The Portfolio’s income from certain dividends, interest, and any net realized short-term capital gains are paid to shareholders as ordinary income dividends. Net realized long-term capital gains, if any, are paid to shareholders as capital gains distributions, regardless of how long Shares of the Portfolio have been held. A portion of the Portfolio’s distributions received from REITs may be classified as a return of capital for federal income tax purposes. As a result, the Portfolio is more likely to make distributions that are treated as returns of capital, and possibly in greater amounts, than a portfolio that does not invest in REITs. Distributions are made at the class level, so they may vary from class to class within a single portfolio.

Distribution Schedule

Dividends for the Portfolio are normally declared and distributed in June and December. Capital gains are normally declared and distributed in June. However, in certain situations it may be necessary for the Portfolio to declare and distribute capital gains in December. If necessary, dividends and net capital gains may be distributed at other times as well. Unless otherwise instructed, distributions of net investment income and net capital gains, if any, are automatically reinvested in additional Shares of the Portfolio.

How Distributions Affect the Portfolio’s NAV

Distributions are paid to shareholders as of the record date of a distribution of the Portfolio, regardless of how long the Shares have been held. Undistributed dividends and net capital gains are included in the Portfolio’s daily net asset value (“NAV”). The share price of the Portfolio drops by the amount of the distribution, net of any subsequent market fluctuations. For example, assume that on December 31, the Portfolio declared a dividend in the amount of \$0.25 per share. If the Portfolio’s share price was \$10.00 on December 30, the Portfolio’s share price on December 31 would be \$9.75, barring market fluctuations.

TAXES

Taxes on Distributions

Because Shares of the Portfolio may be purchased only through variable insurance contracts and certain qualified retirement plans, it is anticipated that any income dividends or net capital gains distributions made by the Portfolio will be exempt from current federal income taxation if left to accumulate within the variable insurance contract or qualified retirement plan. Generally, withdrawals from such contracts or plans may be subject to federal income tax at ordinary income rates and, if withdrawals are made from a retirement plan before age 59½, a 10% penalty tax may be imposed. The federal income tax status of your investment depends on the features of your qualified retirement plan or variable insurance contract. Further information may be found in your plan documents or in the prospectus of the separate account offering such contract.

Taxation of the Portfolio

Dividends, interest, and some capital gains received by the Portfolio on foreign securities may be subject to foreign tax withholding or other foreign taxes. If the Portfolio is eligible, it may from year to year make the election permitted under Section 853 of the Internal Revenue Code to pass through such taxes to shareholders as a foreign tax credit. If such an election is not made, any foreign taxes paid or accrued will represent an expense to the Portfolio.

The Portfolio does not expect to pay any federal income or excise taxes because it intends to meet certain requirements of the Internal Revenue Code. In addition, because the Shares of the Portfolio are sold in connection with variable insurance contracts, the Portfolio intends to satisfy the diversification requirements applicable to insurance company separate accounts under the Internal Revenue Code. If the Portfolio invests in partnerships, it may be subject to state tax liabilities.

SHAREHOLDER'S GUIDE

Investors may not purchase or redeem Shares of the Portfolio directly. Shares may be purchased or redeemed only through variable insurance contracts offered by the separate accounts of participating insurance companies or through certain qualified retirement plans. **Refer to the prospectus for the participating insurance company's separate account or your plan documents for instructions on purchasing or selling variable insurance contracts and on how to select the Portfolio as an investment option for a contract or a qualified retirement plan.**

With certain exceptions, the Portfolio is generally available only to shareholders residing in the United States and employees of the Adviser or its affiliates. For purposes of this policy, the Portfolio requires that a shareholder and/or entity be a U.S. citizen residing in the United States or a U.S. Territory (including overseas U.S. military or diplomatic addresses) or a resident alien residing in the United States or a U.S. Territory with a valid U.S. Taxpayer Identification Number to open an account with the Portfolio.

PRICING OF PORTFOLIO SHARES

The per share NAV for each class is computed by dividing the total value of assets allocated to the class, less liabilities allocated to that class, by the total number of outstanding shares of the class. The Portfolio's NAV is calculated as of the close of the trading session of the New York Stock Exchange ("NYSE") (normally 4:00 p.m. New York time) each day that the NYSE is open ("business day"). However, the time at which the Portfolio's NAV is calculated may be changed if trading on the NYSE is restricted, the NYSE closes at a different time, or as permitted by the SEC. Foreign securities held by the Portfolio may be traded on days and at times when the NYSE is closed and the NAV is therefore not calculated. Accordingly, the value of the Portfolio's holdings may change on days that are not business days in the United States and on which you will not be able to purchase or redeem the Portfolio's Shares.

All purchases and redemptions will be duly processed at the NAV next calculated after your request is received in good order by the Portfolio or its agents. In order to receive a day's price, your order must be received in good order by the Portfolio (or insurance company or plan sponsor) or its agents by the close of the trading session of the NYSE.

Portfolio holdings are valued in accordance with policies and procedures established by the Adviser pursuant to Rule 2a-5 under the Investment Company Act of 1940, as amended, and approved by and subject to the oversight of the Trustees (the "Valuation Procedures"). To the extent available, domestic and foreign equity securities traded on a securities exchange are generally valued at readily available market quotations, which are (i) the official close prices or (ii) last sale prices on the primary market or exchange in which the securities trade. Most fixed-income securities are typically valued using an evaluated bid price supplied by an Adviser-approved pricing service that is intended to reflect market value. The evaluated bid price is an evaluation that may consider factors such as security prices, yields, maturities, and ratings. Certain short-term instruments maturing within 60 days or less may be valued at amortized cost, which approximates market value. If a market quotation or evaluated price for a security is not readily available or is deemed unreliable, or if an event that is expected to affect the value of the security occurs after the close of the principal exchange or market on which the security is traded, and before the close of the NYSE, a fair value of the security will be determined in good faith by the Adviser pursuant to the Valuation Procedures. Such events include, but are not limited to: (i) a significant event that may affect the securities of a single issuer, such as a merger, bankruptcy, or significant issuer-specific development; (ii) an event that may affect an entire market, such as a natural disaster or significant governmental action; (iii) a non-significant event such as a market closing early or not opening, or a security trading halt; and (iv) pricing of a non-valued security and a restricted or non-public security. This type of fair valuation may be more commonly used with foreign equity securities, but it may also be used with, among other things, thinly-traded domestic securities or fixed-income securities. Special valuation considerations may apply with respect to "odd-lot" fixed-income transactions which, due to their small size, may receive evaluated prices by pricing services which reflect a large block trade and not what actually could be obtained for the odd-lot position. For valuation purposes, quotations of foreign portfolio securities, other assets and liabilities, and forward contracts stated in foreign currency are generally translated into U.S. dollar equivalents at the prevailing market rates. The Valuation Procedures provide for the use of systematic fair valuation models provided by an independent pricing service to value foreign equity securities in order to adjust for stale pricing, which may occur between the close of certain foreign exchanges and the close of the NYSE. The methodologies employed when fair valuing Portfolio holdings may change from time to time. Because fair value pricing involves subjective judgments, it is possible that the fair value determination for a security may be different than the value that could be realized when selling that security.

Due to the subjective nature of systematic fair valuation, the value of a particular security may be different from the last quoted market price. Systematic fair valuation may reduce arbitrage activity involving the frequent buying and selling of

mutual fund shares by investors seeking to take advantage of a perceived lag between a change in the value of the Portfolio's securities and the reflection of such change in the Portfolio's NAV, as further described in the "Excessive Trading" section of this Prospectus. While funds that invest in foreign securities may be at a greater risk for arbitrage activity, such activity may also arise in funds which do not invest in foreign securities, for example, when trading in a security held by a portfolio is halted and does not resume prior to the time the portfolio calculates its NAV (referred to as "stale pricing"). Portfolios that hold thinly-traded securities, such as certain small-capitalization securities or high-yield fixed-income securities, may be subject to attempted use of arbitrage techniques. To the extent that the valuation of a security is different from the security's market value, short-term arbitrage traders buying and/or selling shares of the Portfolio may dilute the NAV of the Portfolio, which negatively impacts long-term shareholders. The Valuation Procedures and the Trust's excessive trading policies and procedures may not completely eliminate short-term trading in certain omnibus accounts and other accounts traded through intermediaries.

The value of the securities of other mutual funds held by the Portfolio, if any, will be calculated using the NAV of such mutual funds, and the prospectuses for such mutual funds explain the circumstances under which they use fair valuation and the effects of using fair valuation.

Generally, futures contracts and/or options on futures are valued at the actual settlement price on valuation date on the exchange as reported by an approved vendor. In the event actual settlement price is unavailable or is deemed unreliable, then the reported settlement price (there can be different settlement prices at different times), early settlement price or the last trade price shall be used. Option contracts are valued using an evaluated price from an approved vendor. Evaluated prices can be derived using an option pricing model, including inputs derived from volatility surfaces, market data and characteristics of the portfolio investment. In cases when an approved vendor cannot provide coverage for an option, a broker quotation or an internal valuation using the Black-Scholes model, or other appropriate option pricing model shall be used. Index swaps, credit default swaps, and interest rate swaps are typically valued using an evaluated price from an approved vendor. Evaluated prices will generally have a fixed and floating leg with the present value of each being calculated based on the terms of the trade.

ADMINISTRATIVE FEES

The Transfer Agent receives an administrative services fee at an annual rate of 0.05% of the average daily net assets of the Portfolio for arranging for the provision by participating insurance companies and qualified plan service providers of administrative services, including recordkeeping, subaccounting, order processing, or other shareholder services provided on behalf of contract holders or plan participants investing in the Portfolio. Other shareholder services may include the provision of order confirmations, periodic account statements, forwarding prospectuses, shareholder reports, and other materials to existing customers, and answering inquiries regarding accounts. The Transfer Agent expects to use this entire fee to compensate insurance companies and qualified plan service providers for providing these services to their customers who invest in the Portfolio.

PAYMENTS TO FINANCIAL INTERMEDIARIES BY THE ADVISER OR ITS AFFILIATES

From its own assets, the Adviser or its affiliates pay fees to selected insurance companies, qualified plan service providers or their affiliates, or other financial intermediaries that distribute, market, or promote the Portfolio or perform related services for contract owners and plan participants. The amount of these payments is determined from time to time by the Adviser, may be substantial, and may differ for different financial intermediaries. The Adviser and its affiliates consider a number of factors in making payments to financial intermediaries.

The Adviser or its affiliates pay fees, from their own assets, to selected insurance companies, qualified plan service providers, and other financial intermediaries for providing recordkeeping, subaccounting, transaction processing, and other shareholder or administrative services (including payments for processing transactions via the National Securities Clearing Corporation ("NSCC") or other means) in connection with investments in the Janus Henderson funds. These fees are in addition to any fees that may be paid by the Janus Henderson funds for these types of services or other services.

In addition, the Adviser or its affiliates periodically share certain marketing expenses with selected intermediaries, or pay for or sponsor informational meetings, seminars, client awareness events, support for marketing materials, sales reporting, or business building programs for such intermediaries to raise awareness of the Portfolio. The Adviser or its affiliates make payments to participate in selected intermediary marketing support programs which may provide the Adviser or its affiliates

with one or more of the following benefits: attendance at sales conferences, participation in meetings or training sessions, access to or information about intermediary personnel, use of an intermediary's marketing and communication infrastructure, fund analysis tools, data, business planning and strategy sessions with intermediary personnel, information on industry- or platform-specific developments, trends and service providers, and other marketing-related services. Such payments may be in addition to, or in lieu of, the fees described above. These payments are intended to promote the sales of Janus Henderson funds and to reimburse financial intermediaries, directly or indirectly, for the costs that they or their salespersons incur in connection with educational seminars, meetings, and training efforts about the Janus Henderson funds to enable the intermediaries and their salespersons to make suitable recommendations, provide useful services, and maintain the necessary infrastructure to make the Janus Henderson funds available to their customers.

The receipt of (or prospect of receiving) fees or reimbursements and other forms of compensation described above may provide a financial intermediary and its salespersons with an incentive to favor sales of Janus Henderson funds' shares over sales of other mutual funds (or non-mutual fund investments) or to favor sales of one class of Janus Henderson funds' shares over sales of another Janus Henderson funds' share class, with respect to which the financial intermediary does not receive such payments or receives them in a lower amount. The receipt of these payments may cause certain financial intermediaries to elevate the prominence of the Janus Henderson funds within such financial intermediary's organization by, for example, placement on a list of preferred or recommended funds and/or the provision of preferential or enhanced opportunities to promote the Janus Henderson funds in various ways within such financial intermediary's organization.

From time to time, certain financial intermediaries approach the Adviser to request that the Adviser make contributions to certain charitable organizations. In these cases, the Adviser's contribution may result in the financial intermediary, or its salespersons, recommending Janus Henderson funds over other mutual funds (or non-mutual fund investments).

The payment arrangements described above will not change the price a contract owner or plan participant pays for Shares nor the amount that a Janus Henderson fund receives to invest on behalf of the contract owner or plan participant. You should consider whether such arrangements exist when evaluating any recommendations from an intermediary to purchase or sell Shares of the Portfolio and, if applicable, when considering which share class of the Portfolio is most appropriate for you. Please contact your insurance company or plan sponsor for details on such arrangements.

PURCHASES

Purchases of Shares may be made only by the separate accounts of insurance companies for the purpose of funding variable insurance contracts or by certain qualified retirement plans. Refer to the prospectus of the appropriate insurance company separate account or your plan documents for information on how to invest in the Shares of the Portfolio. Under certain circumstances, the Portfolio may permit an in-kind purchase of Shares. Participating insurance companies and certain other designated organizations are authorized to receive purchase orders on the Portfolio's behalf. As discussed under "Payments to Financial Intermediaries by the Adviser or its Affiliates," the Adviser and its affiliates make payments to selected insurance companies, qualified plan service providers, or their affiliates, or other financial intermediaries that were instrumental in the acquisition or retention of accounts for the Portfolio or that provide services in connection with investments in the Portfolio. You should consider such arrangements when evaluating any recommendation of the Portfolio.

The Portfolio reserves the right to reject any purchase order, including exchange purchases, for any reason. The Portfolio is not intended for excessive trading. For more information about the Portfolio's policy on excessive trading, refer to "Excessive Trading."

The Portfolio may discontinue sales to a qualified plan and require plan participants with existing investments in the Shares to redeem those investments if the plan loses (or in the opinion of the Adviser, is at risk of losing) its qualified plan status.

In compliance with the Uniting and Strengthening America by Providing Appropriate Tools Required to Intercept and Obstruct Terrorism Act of 2001 ("USA PATRIOT Act"), your insurance company or plan sponsor is required to verify certain information on your account application as part of its Anti-Money Laundering Program. You will be required to provide your full name, date of birth, Social Security number, and permanent street address to assist in verifying your identity. You may also be asked to provide documents that may help to establish your identity. Until verification of your identity is made, your insurance company or plan sponsor may temporarily limit additional share purchases. In addition, your insurance company or plan sponsor may close an account if they are unable to verify a shareholder's identity. Please contact your insurance company or plan sponsor if you need additional assistance when completing your application or additional information about the insurance company or plan sponsor's Anti-Money Laundering Program.

In an effort to ensure compliance with this law, the Adviser's Anti-Money Laundering Program (the "Program") provides for the development of internal practices, procedures and controls, designation of anti-money laundering compliance officers, an ongoing training program, and an independent audit function to determine the effectiveness of the Program.

Potential Conflicts

Although the Portfolio does not currently anticipate any disadvantages to policy owners because the Portfolio offers its Shares to unaffiliated variable annuity and variable life separate accounts of insurance companies that are unaffiliated with the Adviser and to certain qualified retirement plans, there is a possibility that a material conflict may arise. The Trustees monitor events in an effort to identify any disadvantages or material irreconcilable conflicts and to determine what action, if any, should be taken in response. If a material disadvantage or conflict is identified, the Trustees may require one or more insurance company separate accounts or qualified plans to withdraw its investments in the Portfolio or substitute Shares of another portfolio. If this occurs, the Portfolio may be forced to sell its securities at disadvantageous prices. In addition, the Portfolio may refuse to sell its Shares to any separate account or qualified plan or may suspend or terminate the offering of the Portfolio's Shares if such action is required by law or regulatory authority or is in the best interests of the Portfolio's shareholders. It is possible that a qualified plan investing in the Portfolio could lose its qualified plan status under the Internal Revenue Code, which could have adverse tax consequences on insurance company separate accounts investing in the Portfolio. The Adviser intends to monitor such qualified plans, and the Portfolio may discontinue sales to a qualified plan and require plan participants with existing investments in the Portfolio to redeem those investments if a plan loses (or in the opinion of the Adviser is at risk of losing) its qualified plan status.

REDEMPTIONS

Redemptions, like purchases, may be effected only through the separate accounts of participating insurance companies or through certain qualified retirement plans. Please refer to the appropriate separate account prospectus or plan documents for details.

Shares of the Portfolio may be redeemed on any business day on which the Portfolio's NAV is calculated. Redemptions are duly processed at the NAV next calculated after your redemption order is received in good order by the Portfolio or its agents. Redemption proceeds will normally be sent within two business days following receipt of the redemption order. The Portfolio typically expects to meet redemption requests by paying out proceeds from cash or cash equivalent portfolio holdings, or by selling portfolio holdings. In stressed market conditions, and other appropriate circumstances, redemption methods may include borrowing funds or redeeming in-kind.

The Portfolio reserves the right to postpone payment of redemption proceeds for up to seven calendar days. Additionally, the right to require the Portfolio to redeem its Shares may be suspended, or the date of payment may be postponed beyond seven calendar days, whenever: (i) trading on the NYSE is restricted, as determined by the SEC, or the NYSE is closed (except for holidays and weekends); (ii) the SEC permits such suspension and so orders; or (iii) an emergency exists as determined by the SEC so that disposal of securities or determination of NAV is not reasonably practicable.

Large Shareholder Redemptions

Certain large shareholders, such as other portfolios, participating insurance companies, accounts, and affiliates of the Adviser, may from time to time own (beneficially or of record) or control a significant percentage of the Portfolio's Shares. Redemptions by these large shareholders of their holdings in the Portfolio may cause the Portfolio to sell securities at times when it would not otherwise do so, which may negatively impact the Portfolio's NAV and liquidity. Similarly, large Portfolio share purchases may adversely affect the Portfolio's performance to the extent that the Portfolio is delayed in investing new cash and is required to maintain a larger cash position than it ordinarily would. A large shareholder purchase or redemption may also increase transaction costs. In addition, a large redemption could result in the Portfolio's current expenses being allocated over a smaller asset base, which could lead to an increase in the Portfolio's expense ratio.

Redemptions In-Kind

Shares normally will be redeemed for cash, although the Portfolio retains the right to redeem some or all of its shares in-kind under unusual circumstances, in order to protect the interests of remaining shareholders, to accommodate a request by a particular shareholder that does not adversely affect the interests of the remaining shareholders, or in connection with the liquidation of a portfolio, by delivery of securities selected from its assets at its discretion. However, the Portfolio is required to redeem shares solely for cash up to the lesser of \$250,000 or 1% of the NAV of the Portfolio during any 90-day period for any one shareholder. Should redemptions by any shareholder exceed such limitation, the Portfolio will have the option of

redeeming the excess in cash or in-kind. In-kind payment means payment will be made in portfolio securities rather than cash, and may potentially include illiquid investments. Illiquid investments may not be able to be sold quickly or at a price that reflects full value, or there may not be a market for such investments, which could cause the redeeming shareholder to realize losses on the investment if it is sold at a price lower than that at which it had been valued. If the Portfolio makes an in-kind payment, the redeeming shareholder might incur brokerage or other transaction costs to convert the securities to cash, whereas such costs are borne by the Portfolio for cash redemptions.

While the Portfolio may pay redemptions in-kind, the Portfolio may instead choose to raise cash to meet redemption requests through the sale of portfolio securities or permissible borrowings. If the Portfolio is forced to sell securities at an unfavorable time and/or under unfavorable conditions, such sales may adversely affect the Portfolio's NAV and may increase brokerage costs.

EXCESSIVE TRADING

Excessive and Short-Term Trading Policies and Procedures

The Trustees have adopted policies and procedures with respect to short-term and excessive trading of Portfolio shares ("excessive trading"). The Portfolio is intended for long-term investment purposes, and the Portfolio will take reasonable steps to attempt to detect and deter short-term and excessive trading. Transactions placed in violation of the Portfolio's excessive trading policies and procedures may be cancelled or rescinded by the Portfolio by the next business day following receipt by the Portfolio. The trading history of accounts determined to be under common ownership or control within any of the Janus Henderson funds may be considered in enforcing these policies and procedures.

The Janus Henderson funds attempt to deter excessive trading through at least the following methods:

- fair valuation of securities as described under "Pricing of Portfolio Shares"; and
- trade monitoring and transaction restrictions as described below.

The Portfolio monitors for patterns of shareholder short-term trading and may suspend or permanently terminate the purchase and exchange privilege (if permitted by your insurance company or plan sponsor) of any investor who is identified as having a pattern of short-term trading. The Portfolio at all times reserves the right to reject any purchase or exchange request and to modify or terminate the purchase and exchange privileges for any investor for any reason without prior notice, in particular, if the trading activity in the account(s) is deemed to be disruptive to the Portfolio.

The Portfolio's Trustees may approve from time to time a redemption fee to be imposed by any Janus Henderson fund, subject to 60 days' notice to shareholders of that fund.

Investors in other share classes who place transactions through the same insurance company or plan sponsor on an omnibus basis may be deemed part of a group for the purpose of the Portfolio's excessive trading policies and procedures and may be rejected in whole or in part by the Portfolio. Transactions accepted by an insurance company or plan sponsor in violation of the Portfolio's excessive trading policies may be cancelled or revoked by the Portfolio by the next business day following receipt by the Portfolio.

In an attempt to deter excessive trading in omnibus accounts, the Portfolio or its agents may require intermediaries to impose restrictions on the trading activity of accounts traded through those intermediaries. Such restrictions may include, but are not limited to, requiring that trades be placed by U.S. mail, prohibiting future purchases by investors who have recently redeemed Portfolio shares, requiring intermediaries to report information about customers who purchase and redeem large amounts, and similar restrictions. The Portfolio's ability to impose such restrictions with respect to accounts traded through particular intermediaries may vary depending on the systems' capabilities, applicable contractual and legal restrictions, and cooperation of those intermediaries.

Generally, the Portfolio's excessive trading policies and procedures do not apply to (i) a money market fund, although money market funds at all times reserve the right to reject any purchase request (including exchange purchases, if permitted by your insurance company or plan sponsor) for any reason without prior notice; (ii) transactions in the Janus Henderson funds by a Janus Henderson "fund of funds," which is a fund that primarily invests in other Janus Henderson funds; (iii) periodic rebalancing and identifiable transactions by certain funds of funds and asset allocation programs to realign portfolio investments with existing target allocations; and (iv) systematic purchase, exchange, or redemption programs.

The Portfolio's policies and procedures regarding excessive trading may be modified at any time by the Portfolio's Trustees.

Excessive Trading Risks

Excessive trading may present risks to the Portfolio's long-term shareholders. Excessive trading into and out of the Portfolio may disrupt portfolio investment strategies, may create taxable gains to remaining Portfolio shareholders, and may increase Portfolio expenses, all of which may negatively impact investment returns for all remaining shareholders, including long-term shareholders.

Portfolios that invest in foreign securities may be at a greater risk for excessive trading. Investors may attempt to take advantage of anticipated price movements in securities held by a portfolio based on events occurring after the close of a foreign market that may not be reflected in the portfolio's NAV (referred to as "price arbitrage"). Such arbitrage opportunities may also arise in portfolios which do not invest in foreign securities, for example, when trading in a security held by a portfolio is halted and does not resume prior to the time the portfolio calculates its NAV (referred to as "stale pricing"). Portfolios that hold thinly-traded securities, such as certain small-capitalization securities, may be subject to attempted use of arbitrage techniques. To the extent that the Portfolio's valuation of a security differs from the security's market value, short-term arbitrage traders may dilute the NAV of the Portfolio, which negatively impacts long-term shareholders. There is potential for short-term arbitrage trades to dilute the value of the shares held by the Portfolio despite the Portfolio's adoption of policies and procedures intended to reduce the Portfolio's exposure to price arbitrage, stale pricing, and other potential pricing inefficiencies.

There is no assurance that the policies and procedures adopted by the Portfolio to detect and deter excessive trading will be effective in all circumstances. For example, the Portfolio may be unable to completely eliminate the possibility of excessive trading in certain omnibus accounts and other accounts traded through intermediaries. Omnibus accounts may effectively conceal the identity of individual investors and their transactions from the Portfolio and its agents. This makes the Portfolio's identification of excessive trading transactions in the Portfolio through an omnibus account difficult and makes the elimination of excessive trading in the account impractical without the assistance of the intermediary. Moreover, the contract between an insurance company and the owner of a variable insurance contract may govern the frequency with which the contract owner may cause the insurance company to purchase or redeem shares of the Portfolio. Although the Portfolio encourages intermediaries to take necessary actions to detect and deter excessive trading, some intermediaries may be unable or unwilling to do so, and accordingly, the Portfolio cannot eliminate completely the possibility of excessive trading.

Shareholders that invest through an omnibus account should be aware that they may be subject to the policies and procedures of their insurance company or plan sponsor with respect to excessive trading in the Portfolio.

AVAILABILITY OF PORTFOLIO HOLDINGS INFORMATION

The Mutual Fund Holdings Disclosure Policies and Procedures adopted by the Adviser and all mutual funds managed within the Janus Henderson fund complex are designed to be in the best interests of the portfolios and to protect the confidentiality of the portfolios' holdings. The following describes policies and procedures with respect to disclosure of portfolio holdings.

- **Full Holdings.** A schedule of the Portfolio's holdings, consisting of at least the names of the holdings, is generally available on a monthly basis with a 30-day lag and is posted under Full Holdings for the Portfolio at janushenderson.com/VIT. A complete schedule of the Portfolio's holdings is also available semiannually and annually in shareholder reports and, after the first and third fiscal quarters, in Form N-PORT. Information reported in shareholder reports and in Form N-PORT will be made publicly available within 60 days after the end of the respective fiscal quarter. The Portfolio's shareholder reports and Form N-PORT filings are available on the SEC's website at <http://www.sec.gov>. In addition, the Portfolio's shareholder reports are available without charge, upon request, by calling a Janus Henderson representative at 1-877-335-2687 (toll free).
- **Top Holdings.** The Portfolio's top portfolio holdings, in order of position size and as a percentage of the Portfolio's total portfolio, are available monthly with a 15-day lag.
- **Other Information.** The Portfolio may occasionally provide security breakdowns (e.g., industry, sector, regional, market capitalization, and asset allocation) and specific portfolio level performance attribution information and statistics monthly with a 15-day lag. Top/bottom equity securities and fixed-income issuers ranked by performance attribution, including the percentage attribution to Portfolio performance, average Portfolio weighting, and other relevant data points, may be provided monthly with a 15-day lag.

The Adviser may exclude from publication on its websites all or any portion of portfolio holdings or change the time periods of disclosure as deemed necessary to protect the interests of the Janus Henderson funds. Under extraordinary circumstances, exceptions to the Mutual Fund Holdings Disclosure Policies and Procedures may be made by the head of the applicable investment unit or a delegate, in consultation with the Portfolio's Chief Compliance Officer or a delegate. Such exceptions may be made without prior notice to shareholders. A summary of the Portfolio's holdings disclosure policies and procedures, which includes a discussion of any exceptions, is contained in the Portfolio's SAI.

SHAREHOLDER COMMUNICATIONS

Your insurance company or plan sponsor is responsible for providing annual and semiannual reports, including the financial statements of the Portfolio. These reports show the Portfolio's investments and the market value of such investments, as well as other information about the Portfolio and its operations. Please contact your insurance company or plan sponsor to obtain these reports. The Trust's fiscal year ends December 31.

FINANCIAL HIGHLIGHTS

The financial highlights table is intended to help you understand the Portfolio's financial performance for the period ended December 31 of the fiscal years shown. Items "Net asset value, beginning of period" through "Net asset value, end of period" reflect financial results for a single Portfolio Share. The gross expense ratio reflects expenses prior to any expense offset arrangement and waivers (reimbursements), if applicable. The net expense ratio reflects expenses after any expense offset arrangement and waivers (reimbursements), if applicable. The information shown for the fiscal years ended December 31 has been audited by PricewaterhouseCoopers LLP, whose report, along with the Portfolio's financial statements, is included in the Annual Report, which is available upon request, and incorporated by reference into the SAI.

The total returns in the table represent the rate that an investor would have earned (or lost) on an investment in the Institutional Shares of the Portfolio (assuming reinvestment of all dividends and distributions) but do not include charges and expenses attributable to any insurance product. If these charges and expenses had been included, the performance for the years shown would be lower. "Total return" information may include adjustments in accordance with generally accepted accounting principles. As a result, returns may differ from returns for shareholder transactions.

Balanced Portfolio – Institutional Shares

	Years ended December 31				
	2022	2021	2020	2019	2018
Net Asset Value, Beginning of Period	\$50.23	\$43.58	\$39.48	\$33.75	\$35.27
Income/(Loss) from Investment Operations:					
Net investment income/(loss) ⁽¹⁾	0.57	0.42	0.61	0.74	0.66
Net realized and unrealized gain/(loss)	(8.87)	7.03	4.86	6.74	(0.42)
Total from Investment Operations	(8.30)	7.45	5.47	7.48	0.24
Less Dividends and Distributions:					
Dividends (from net investment income)	(0.54)	(0.43)	(0.73)	(0.72)	(0.77)
Distributions (from capital gains)	(1.38)	(0.37)	(0.64)	(1.03)	(0.99)
Return of capital	—	—	—	—	—
Total Dividends and Distributions	(1.92)	(0.80)	(1.37)	(1.75)	(1.76)
Net Asset Value, End of Period	\$40.01	\$50.23	\$43.58	\$39.48	\$33.75
Total Return*	(16.50)%	17.22%	14.31%	22.59%	0.68%
Net Assets, End of Period (in thousands)	\$391,354	\$512,742	\$464,280	\$446,026	\$402,796
Average Net Assets for the Period (in thousands)	\$427,360	\$484,461	\$430,893	\$426,775	\$429,843
Ratios to Average Net Assets**:					
Ratio of Gross Expenses	0.62%	0.62%	0.62%	0.62%	0.63%
Ratio of Net Expenses (After Waivers and Expense Offsets)	0.62%	0.62%	0.62%	0.62%	0.63%
Ratio of Net Investment Income/(Loss)	1.32%	0.91%	1.54%	1.99%	1.85%
Portfolio Turnover Rate ⁽²⁾	89%	56%	80%	79%	97%

* Total return includes adjustments in accordance with generally accepted accounting principles required at the year or period end and are not annualized for periods of less than one full year. Total return does not include fees, charges, or expenses imposed by the variable annuity and life insurance contracts for which Janus Aspen Series serves as an underlying investment vehicle.

** Annualized for periods of less than one full year.

(1) Per share amounts are calculated based on average shares outstanding during the year or period.

(2) Portfolio Turnover Rate excludes TBA (to be announced) purchase and sales commitments.

GLOSSARY OF INVESTMENT TERMS

This glossary provides a more detailed description of some of the types of securities, investment strategies, and other instruments in which the Portfolio may invest, as well as some general investment terms. The Portfolio may invest in these instruments to the extent permitted by its investment objective and policies. The Portfolio is not limited by this discussion and may invest in any other types of instruments not precluded by the policies discussed elsewhere in this Prospectus.

EQUITY AND DEBT SECURITIES

Average-Weighted Effective Maturity is a measure of a bond's maturity. The stated maturity of a bond is the date when the issuer must repay the bond's entire principal value to an investor. Some types of bonds may also have an "effective maturity" that is shorter than the stated date due to prepayment or call provisions. Securities without prepayment or call provisions generally have an effective maturity equal to their stated maturity. Average-weighted effective maturity is calculated by averaging the effective maturity of bonds held by the Portfolio with each effective maturity "weighted" according to the percentage of net assets that it represents.

Bank loans include institutionally-traded floating and fixed-rate debt securities generally acquired as a participation interest in or assignment of a loan originated by a lender or financial institution. Assignments and participations involve credit, interest rate, and liquidity risk. Interest rates on floating rate securities adjust with interest rate changes and/or issuer credit quality.

Bonds are debt securities issued by a company, municipality, government, or government agency. The issuer of a bond is required to pay the holder the amount of the loan (or par value of the bond) at a specified maturity and to make scheduled interest payments.

Common stocks are equity securities representing shares of ownership in a company and usually carry voting rights and earn dividends. Unlike preferred stock, dividends on common stock are not fixed but are declared at the discretion of the issuer's board of directors.

Convertible securities are preferred stocks or bonds that pay a fixed dividend or interest payment and are convertible into common stock at a specified price or conversion ratio.

Debt securities are securities representing money borrowed that must be repaid at a later date. Such securities have specific maturities and usually a specific rate of interest or an original purchase discount.

Depository receipts are receipts for shares of a foreign-based corporation that entitle the holder to dividends and capital gains on the underlying security. Receipts include those issued by domestic banks (American Depository Receipts), foreign banks (Global or European Depository Receipts), and broker-dealers (depository shares).

Duration is a measurement of price sensitivity to interest rate changes. Unlike average maturity, duration reflects both principal and interest payments. Generally, the higher the coupon rate on a bond, the lower its duration will be. The duration of a bond portfolio is calculated by averaging the duration of bonds held by the Portfolio with each duration "weighted" according to the percentage of net assets that it represents. Because duration accounts for interest payments, the Portfolio's duration is usually shorter than its average maturity. Securities with longer durations tend to be more sensitive to changes in interest rates, and are usually more volatile than securities with shorter duration. For example, the price of a bond portfolio with an average duration of five years would be expected to fall approximately 5% if interest rates rose by one percentage point. The Portfolio with a longer portfolio duration is more likely to experience a decrease in its share price as interest rates rise.

Equity securities generally include domestic and foreign common stocks; preferred stocks; securities convertible into common stocks or preferred stocks; warrants to purchase common or preferred stocks; and other securities with equity characteristics.

Exchange-traded funds ("ETFs") are index-based investment companies which hold substantially all of their assets in securities with equity characteristics. As a shareholder of another investment company, the Portfolio would bear its pro rata portion of the other investment company's expenses, including advisory fees, in addition to the expenses the Portfolio bears directly in connection with its own operations.

Fixed-income securities are securities that pay a specified rate of return. The term generally includes short-and long-term government, corporate, and municipal obligations that pay a specified rate of interest, dividends, or coupons for a specified period of time. Coupon and dividend rates may be fixed for the life of the issue or, in the case of adjustable and floating rate securities, for a shorter period.

High-yield/high-risk bonds are bonds that are rated below investment grade by the primary rating agencies (i.e., BB+ or lower by Standard & Poor's and Fitch, or Ba1 or lower by Moody's). Other terms commonly used to describe such bonds include "lower rated bonds," "non-investment grade bonds," and "junk bonds."

Mortgage- and asset-backed securities are shares in a pool of mortgages or other debt instruments. These securities are generally pass-through securities, which means that principal and interest payments on the underlying securities (less servicing fees) are passed through to shareholders on a pro rata basis.

Municipal securities are bonds or notes issued by a U.S. state or political subdivision. A municipal security may be a general obligation backed by the full faith and credit (i.e., the borrowing and taxing power) of a municipality or a revenue obligation paid out of the revenues of a designated project, facility, or revenue source.

Passive foreign investment companies ("PFICs") are any foreign corporations which generate certain amounts of passive income or hold certain amounts of assets for the production of passive income. Passive income includes dividends, interest, royalties, rents, and annuities. To avoid taxes and interest that the Portfolio must pay if these investments are profitable, the Portfolio may make various elections permitted by the tax laws. These elections could require that the Portfolio recognize taxable income, which in turn must be distributed, before the securities are sold and before cash is received to pay the distributions.

Preferred stocks are equity securities that generally pay dividends at a specified rate and have preference over common stock in the payment of dividends and liquidation. Preferred stock generally does not carry voting rights.

Private placements are securities that are subject to legal and/or contractual restrictions on their sales. These securities may not be listed on an exchange and may have no active trading market. As a result of the absence of a public trading market, the prices of these securities may be more volatile and more difficult to determine than publicly traded securities and these securities may involve heightened risk as compared to investments in securities of publicly traded companies.

Real estate investment trust ("REIT") is an investment trust that operates through the pooled capital of many investors who buy its shares. Investments are in direct ownership of either income property or mortgage loans. A REIT may be listed on an exchange or traded over-the-counter.

Restricted securities are securities acquired through nonpublic transactions that have limitations on their resale. Restricted securities are unregistered and may only be resold under certain circumstances as noted in Rule 144A of the Securities Act of 1933, as amended (the "1933 Act").

Senior securities are securities that rank above an issuing company's other securities in the event of a bankruptcy or liquidation, which means the Portfolio would be in line to receive repayment of its investment before certain of the company's other creditors.

"To be announced" or "TBA" commitments are forward agreements for the purchase or sale of securities, including mortgage-backed securities, for a fixed price, with payment and delivery on an agreed upon future settlement date. The specific securities to be delivered are not identified at the trade date. However, delivered securities must meet specified terms, including issuer, rate, and mortgage terms. At the time the TBA commitment is made, the transaction is recorded and thereafter the value of such securities is reflected each day in determining the Portfolio's net asset value ("NAV"). Because the Portfolio is generally not required to pay for the security until the settlement date, if the Portfolio remains substantially fully invested at a time when TBA commitment purchases are outstanding, the purchases may result in a form of leverage.

U.S. Government securities include direct obligations of the U.S. Government that are supported by its full faith and credit. Treasury bills have initial maturities of less than one year, Treasury notes have initial maturities of one to ten years, and Treasury bonds may be issued with any maturity but generally have maturities of at least ten years. U.S. Government securities also include indirect obligations of the U.S. Government that are issued by federal agencies and government sponsored entities. Unlike Treasury securities, agency securities generally are not backed by the full faith and credit of the U.S. Government. Some agency securities are supported by the right of the issuer to borrow from the Treasury, others are supported by the discretionary authority of the U.S. Government to purchase the agency's obligations, and others are supported only by the credit of the sponsoring agency.

Variable and floating rate securities have variable or floating rates of interest and, under certain limited circumstances, may have varying principal amounts. Variable and floating rate securities pay interest at rates that are adjusted periodically

according to a specified formula, usually with reference to some interest rate index or market interest rate. The floating rate tends to decrease the security's price sensitivity to changes in interest rates.

Warrants are securities, typically issued with preferred stock or bonds, which give the holder the right to buy a proportionate amount of common stock at a specified price. The specified price is usually higher than the market price at the time of issuance of the warrant. The right may last for a period of years or indefinitely.

FUTURES, OPTIONS, AND OTHER DERIVATIVES

Credit default swaps are a specific kind of counterparty agreement that allows the transfer of third party credit risk from one party to the other. One party in the swap is a lender and faces credit risk from a third party, and the counterparty in the credit default swap agrees to insure this risk in exchange for regular periodic payments.

Derivatives are instruments that have a value derived from, or directly linked to, an underlying asset (stock, bond, commodity, currency, interest rate or market index). Types of derivatives can include, but are not limited to options, forward currency contracts, swaps, and futures contracts.

Equity-linked structured notes are derivative securities which are specially designed to combine the characteristics of one or more underlying securities and their equity derivatives in a single note form. The return and/or yield or income component may be based on the performance of the underlying equity securities, an equity index, and/or option positions. Equity-linked structured notes are typically offered in limited transactions by financial institutions in either registered or non-registered form.

Equity swaps involve the exchange by two parties of future cash flow (e.g., one cash flow based on a referenced interest rate and the other based on the performance of stock or a stock index).

Forward contracts are contracts to purchase or sell a specified amount of a financial instrument for an agreed upon price at a specified time. Forward contracts are not currently exchange-traded and are typically negotiated on an individual basis. The Portfolio may enter into forward currency contracts for investment purposes or to hedge against declines in the value of securities denominated in, or whose value is tied to, a currency other than the U.S. dollar or to reduce the impact of currency appreciation on purchases of such securities. It may also enter into forward contracts to purchase or sell securities or other financial indices.

Futures contracts are contracts that obligate the buyer to receive and the seller to deliver an instrument or money at a specified price on a specified date. The Portfolio may buy and sell futures contracts on foreign currencies, securities, and financial indices including indices of U.S. Government, foreign government, equity, or fixed-income securities. The Portfolio may also buy options on futures contracts. An option on a futures contract gives the buyer the right, but not the obligation, to buy or sell a futures contract at a specified price on or before a specified date. Futures contracts and options on futures are standardized and traded on designated exchanges. To the extent the Portfolio engages in futures contracts on foreign exchanges, such exchanges may not provide the same protection as U.S. exchanges.

Indexed/structured securities are typically short- to intermediate-term debt securities whose value at maturity or interest rate is linked to currencies, interest rates, equity securities, indices, commodity prices, or other financial indicators. Such securities may be positively or negatively indexed (e.g., their value may increase or decrease if the reference index or instrument appreciates). Indexed/structured securities may have return characteristics similar to direct investments in the underlying instruments and may be more volatile than the underlying instruments.

Inflation-linked swaps involve the exchange by the Portfolio with another party of its respective commitments to pay or receive interest (e.g., an exchange of fixed rate payments for floating rate payments or an exchange of floating rate payments based on two different reference indices). By design, one of the reference indices is an inflation index, such as the Consumer Price Index.

Interest rate swaps involve the exchange by two parties of their respective commitments to pay or receive interest (e.g., an exchange of floating rate payments for fixed rate payments).

Options are the right, but not the obligation, to buy or sell a specified amount of securities or other assets on or before a fixed date at a predetermined price. The Portfolio may purchase and write put and call options on securities, securities indices, and foreign currencies. The Portfolio may purchase or write such options individually or in combination.

Total return swaps involve an exchange by two parties in which one party makes payments based on a set rate, either fixed or variable, while the other party makes payments based on the return of an underlying asset, which includes both the income it generates and any capital gains over the payment period. A fixed-income total return swap may be written on many different kinds of underlying reference assets, and may include different indices for various kinds of debt securities (e.g., U.S. investment grade bonds, high-yield bonds, or emerging market bonds).

OTHER INVESTMENTS, STRATEGIES, AND/OR TECHNIQUES

Cash sweep program is an arrangement in which the Portfolio's uninvested cash balance is used to purchase shares of affiliated or non-affiliated money market funds or cash management pooled investment vehicles that operate pursuant to the provisions of the Investment Company Act of 1940, as amended, that govern the operation of money market funds at the end of each day.

Diversification is a classification given to a portfolio under the Investment Company Act of 1940, as amended. Portfolios are classified as either diversified or nondiversified. To be classified as diversified under the Investment Company Act of 1940, as amended, a portfolio may not, with respect to 75% of its total assets, invest more than 5% of its total assets in any issuer and may not own more than 10% of the outstanding voting securities of an issuer. A portfolio that is classified as nondiversified under the Investment Company Act of 1940, as amended, on the other hand, has the flexibility to take larger positions in securities than a portfolio that is classified as diversified. However, because the appreciation or depreciation of a single security may have a greater impact on the net asset value of a portfolio which is classified as nondiversified, its share price can be expected to fluctuate more than a comparable portfolio which is classified as diversified.

Leverage is investment exposure which exceeds the initial amount invested. Leverage occurs when the Portfolio increases its assets available for investment using derivatives or other similar transactions. In addition, other investment techniques, such as short sales, can create a leveraging effect.

Market capitalization is the most commonly used measure of the size and value of a company. It is computed by multiplying the current market price of a share of the company's stock by the total number of its shares outstanding. Market capitalization is an important investment criterion for certain portfolios, while others do not emphasize investments in companies of any particular size.

Repatriation is the ability to move liquid financial assets from a foreign country to an investor's country of origin.

Repurchase agreements involve the purchase of a security by the Portfolio and a simultaneous agreement by the seller (generally a bank or dealer) to repurchase the security from the Portfolio at a specified date or upon demand. This technique offers a method of earning income on idle cash.

Short sales in which the Portfolio may engage may be either "short sales against the box" or other short sales. Short sales against the box involve selling short a security that the Portfolio owns, or the Portfolio has the right to obtain the amount of the security sold short at a specified date in the future. The Portfolio may also enter into a short sale to hedge against anticipated declines in the market price of a security or to reduce portfolio volatility. If the value of a security sold short increases prior to the scheduled delivery date, the Portfolio loses the opportunity to participate in the gain.

When-issued, delayed delivery, and forward commitment transactions generally involve the purchase of a security with payment and delivery at some time in the future – i.e., beyond normal settlement. New issues of stocks and bonds, private placements, and U.S. Government securities may be sold in this manner.

This page intentionally left blank.

You can make inquiries and request other information, including a Statement of Additional Information, annual report, or semiannual report (as they become available), free of charge, by contacting your insurance company or plan sponsor, or by contacting a Janus Henderson representative at 1-877-335-2687. The Portfolio's Statement of Additional Information and most recent annual and semiannual reports are also available, free of charge, at janushenderson.com/VIT. Additional information about the Portfolio's investments is available in the Portfolio's annual and semiannual reports. In the Portfolio's annual report, you will find a discussion of the market conditions and investment strategies that significantly affected the Portfolio's performance during its last fiscal period. Other information is also available from financial intermediaries that sell Shares of the Portfolio.

The Statement of Additional Information provides detailed information about the Portfolio and is incorporated into this Prospectus by reference. Reports and other information about the Portfolio are available on the Electronic Data Gathering Analysis and Retrieval (EDGAR) Database on the SEC's website at <http://www.sec.gov>. You may obtain copies of this information, after paying a duplicating fee, by electronic request at the following e-mail address: publicinfo@sec.gov.

Janus Henderson

INVESTORS

janushenderson.com/VIT

151 Detroit Street
Denver, CO 80206-4805
1-877-335-2687

Janus Henderson Enterprise Portfolio

Institutional Shares
Ticker
JAAGX

Janus Aspen Series

Prospectus

This Prospectus describes Janus Henderson Enterprise Portfolio (the “Portfolio”), a series of Janus Aspen Series (the “Trust”). Janus Henderson Investors US LLC (the “Adviser”) serves as investment adviser to the Portfolio. The Portfolio currently offers two classes of shares. The Institutional Shares (the “Shares”) are offered by this Prospectus in connection with investment in and payments under variable annuity contracts and variable life insurance contracts (collectively, “variable insurance contracts”), as well as certain qualified retirement plans.

This Prospectus contains information that a prospective purchaser of a variable insurance contract or plan participant should consider in conjunction with the accompanying separate account prospectus of the specific insurance company product before allocating purchase payments or premiums to the Portfolio. Each variable insurance contract involves fees and expenses that are not described in this Prospectus. Refer to the accompanying contract prospectus for information regarding contract fees and expenses and any restrictions on purchases or allocations.

For the purpose of this Prospectus, any reference to the “Janus Henderson funds” is inclusive of all series of the Trust, collectively, unless otherwise noted in this Prospectus.

TABLE OF CONTENTS

PORTFOLIO SUMMARY	
Janus Henderson Enterprise Portfolio	2
ADDITIONAL INFORMATION ABOUT THE PORTFOLIO	
Fees and expenses	6
Additional investment strategies and general portfolio policies	6
Risks of the Portfolio	10
MANAGEMENT OF THE PORTFOLIO	
Investment adviser	16
Management expenses	16
Portfolio management	17
OTHER INFORMATION	18
DISTRIBUTIONS AND TAXES	19
SHAREHOLDER'S GUIDE	
Pricing of portfolio shares	20
Administrative fees	21
Payments to financial intermediaries by the Adviser or its affiliates	21
Purchases	22
Redemptions	23
Excessive trading	24
Shareholder communications	26
FINANCIAL HIGHLIGHTS	27
GLOSSARY OF INVESTMENT TERMS	28

PORTFOLIO SUMMARY

Janus Henderson Enterprise Portfolio

Ticker: JAAGX Institutional Shares

INVESTMENT OBJECTIVE

Janus Henderson Enterprise Portfolio (“Enterprise Portfolio”) seeks long-term growth of capital.

FEEES AND EXPENSES OF THE PORTFOLIO

This table describes the fees and expenses that you may pay if you buy, hold, and sell Shares of the Portfolio. **Owners of variable insurance contracts that invest in the Shares should refer to the variable insurance contract prospectus for a description of fees and expenses, as the following table and examples do not reflect deductions at the separate account level or contract level for any charges that may be incurred under a contract. Inclusion of these charges would increase the fees and expenses described below.**

ANNUAL FUND OPERATING EXPENSES

(expenses that you pay each year as a percentage of the value of your investment)

Management Fees	0.64%
Other Expenses	0.08%
Total Annual Fund Operating Expenses	0.72%

EXAMPLE:

The Example is intended to help you compare the cost of investing in the Portfolio with the cost of investing in other mutual funds. The Example assumes that you invest \$10,000 in the Portfolio for the time periods indicated, reinvest all dividends and distributions, and then redeem all of your Shares at the end of each period. The Example also assumes that your investment has a 5% return each year and that the Portfolio’s operating expenses remain the same. Although your actual costs may be higher or lower, based on these assumptions your costs would be:

	1 Year	3 Years	5 Years	10 Years
Institutional Shares	\$ 74	\$ 230	\$ 401	\$ 894

Portfolio Turnover: The Portfolio pays transaction costs, such as commissions, when it buys and sells securities (or “turns over” its portfolio). A higher portfolio turnover rate may indicate higher transaction costs. These costs, which are not reflected in annual fund operating expenses or in the Example, affect the Portfolio’s performance. During the most recent fiscal year, the Portfolio’s turnover rate was 15% of the average value of its portfolio.

PRINCIPAL INVESTMENT STRATEGIES

The Portfolio pursues its investment objective by investing primarily in common stocks selected for their growth potential, and normally invests at least 50% of its equity assets in medium-sized companies. The Portfolio considers medium-sized companies to be those whose market capitalization falls within the range of companies in the Russell Midcap[®] Growth Index. Market capitalization is a commonly used measure of the size and value of a company. The market capitalizations within the index will vary, but as of December 31, 2022, they ranged from approximately \$306 million to \$52.24 billion. The Portfolio may also invest in foreign securities.

Portfolio management applies a “bottom-up” approach in choosing investments. In other words, portfolio management looks at companies one at a time to determine if a company is an attractive investment opportunity and if it is consistent with the Portfolio’s investment policies. Attributes considered in the process of securities selection may include sustainable growth, return on invested capital, attractive valuation, strength of management, and competitive positioning. The Portfolio will generally consider selling a stock when, in portfolio management’s opinion, there is a change in the company’s or industry’s fundamentals, there is a deterioration in a company’s competitive positioning, or if a company reaches or exceeds its targeted value. The Portfolio will also consider selling a stock if a company’s market capitalization exceeds the top of the medium-sized company range.

The Portfolio may seek to earn additional income through lending its securities to certain qualified broker-dealers and institutions on a short-term or long-term basis, in an amount equal to up to one-third of its total assets as determined at the time of the loan origination.

PRINCIPAL INVESTMENT RISKS

The biggest risk is that the Portfolio's returns will vary, and you could lose money. The Portfolio is designed for long-term investors seeking an equity portfolio, including common stocks. Common stocks tend to be more volatile than many other investment choices. The principal risks associated with investing in the Portfolio are set forth below.

Market Risk. The value of the Portfolio's holdings may decrease due to short-term market movements and over more prolonged market downturns. As a result, the Portfolio's net asset value may fluctuate and it may be more difficult to value or sell the Portfolio's holdings. Market risk may affect a single issuer, industry, economic sector, or the market as a whole. Market risk may be magnified if certain social, political, economic, and other conditions and events (such as terrorism, conflicts, including related sanctions, social unrest, natural disasters, epidemics and pandemics, including COVID-19) adversely interrupt the global economy and financial markets. It is important to understand that the value of your investment may fall, sometimes sharply, in response to changes in the market, and you could lose money.

Mid-Sized Companies Risk. Investments in securities issued by mid-sized companies may involve greater risks than are customarily associated with larger, more established companies. For example, while mid-sized companies may realize more substantial growth than larger or more established issuers, they may also suffer more significant losses as a result of their narrow product lines, limited operating history, greater exposure to competitive threats, limited financial resources, limited trading markets, and the potential lack of management depth. Securities issued by mid-sized companies tend to be more volatile than securities issued by larger or more established companies and may underperform as compared to the securities of larger or more established companies. These holdings are also subject to wider price fluctuations and tend to be less liquid than stocks of larger or more established companies, which could have a significant adverse effect on the Portfolio's returns, especially as market conditions change.

Growth Securities Risk. Securities of companies perceived to be "growth" companies may be more volatile than other stocks and may involve special risks. If portfolio management's perception of a company's growth potential is not realized, the securities purchased may not perform as expected, reducing the Portfolio's returns. In addition, because different types of stocks tend to shift in and out of favor depending on market and economic conditions, "growth" stocks may perform differently from other types of securities and the market as a whole.

Portfolio Management Risk. The Portfolio is an actively managed investment portfolio and is therefore subject to the risk that the investment strategies and research process employed for the Portfolio may fail to produce the intended results. The Portfolio may underperform its benchmark index or other mutual funds with similar investment objectives.

Industry and Sector Risk. Although the Portfolio does not concentrate its investments in specific sectors, it may have a significant portion of its assets invested in securities of companies conducting similar business or business within the same economic sector. Companies in the same industry or economic sector may be similarly affected by economic or market events, making the Portfolio more vulnerable to unfavorable developments than portfolios that invest more broadly. As the Portfolio's holdings become more concentrated, the Portfolio is less able to spread risk and potentially reduce the risk of loss and volatility. In addition, the Portfolio may be overweight or underweight in certain industries or sectors relative to its benchmark index, which may cause the Portfolio's performance to be more or less sensitive to developments affecting those sectors.

Foreign Exposure Risk. Foreign markets can be more volatile than the U.S. market. As a result, the Portfolio's returns and net asset value may be affected by fluctuations in currency exchange rates or political or economic conditions in a particular country. In some foreign markets, there may not be protection against failure by other parties to complete transactions. It may not be possible for the Portfolio to repatriate capital, dividends, interest, and other income from a particular country or governmental entity. In addition, a market swing in one or more countries or regions where the Portfolio has invested a significant amount of its assets may have a greater effect on the Portfolio's performance than it would in a more geographically diversified portfolio.

Securities Lending Risk. There is the risk that when portfolio securities are lent, the securities may not be returned on a timely basis, and the Portfolio may experience delays and costs in recovering the security or gaining access to the collateral

provided to the Portfolio to collateralize the loan. If the Portfolio is unable to recover a security on loan, the Portfolio may use the collateral to purchase replacement securities in the market. There is a risk that the value of the collateral could decrease below the cost of the replacement security by the time the replacement investment is made, resulting in a loss to the Portfolio.

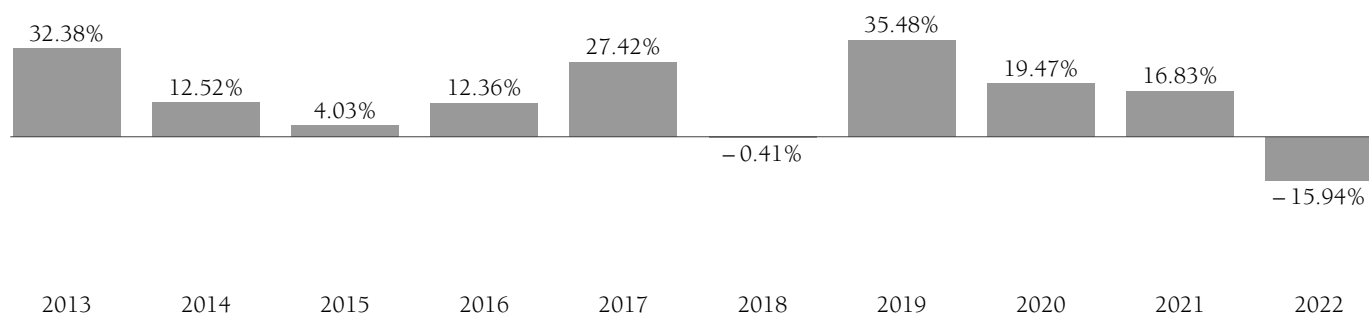
An investment in the Portfolio is not a bank deposit and is not insured or guaranteed by the Federal Deposit Insurance Corporation or any other government agency.

PERFORMANCE INFORMATION

The following information provides some indication of the risks of investing in the Portfolio by showing how the Portfolio's performance has varied over time. The bar chart depicts the change in performance from year to year during the periods indicated, but does not include charges or expenses attributable to any insurance product, which would lower the performance illustrated. Total return figures include the effect of the Portfolio's expenses. The table compares the average annual returns for the Institutional Shares of the Portfolio for the periods indicated to a broad-based securities market index. All figures assume reinvestment of dividends and distributions.

The Portfolio's past performance does not necessarily indicate how it will perform in the future. Updated performance information is available at janushenderson.com/VITperformance or by calling 1-877-335-2687.

Annual Total Returns for Institutional Shares (calendar year-end)



Best Quarter: 2nd Quarter 2020 **23.10%** **Worst Quarter:** 1st Quarter 2020 **- 24.39%**

Average Annual Total Returns (periods ended 12/31/22)

	1 Year	5 Years	10 Years	Since Inception (9/13/93)
Enterprise Portfolio				
Institutional Shares	- 15.94%	9.62%	13.39%	10.82%
Russell Midcap [®] Growth Index (reflects no deduction for fees, expenses, or taxes)	- 26.72%	7.64%	11.41%	9.46%

The Portfolio's primary benchmark index is the Russell Midcap Growth Index. The index is described below.

- The Russell Midcap Growth Index measures the performance of those Russell Midcap companies with higher price-to-book ratios and higher forecasted growth values. The stocks are also members of the Russell 1000[®] Growth Index.

MANAGEMENT

Investment Adviser: Janus Henderson Investors US LLC

Portfolio Management: **Brian Demain**, CFA, is Executive Vice President and Lead Portfolio Manager of the Portfolio, which he has managed or co-managed since November 2007. **Cody Wheaton**, CFA, is Executive Vice President and Co-Portfolio Manager of the Portfolio, which he has co-managed since July 2016.

PURCHASE AND SALE OF PORTFOLIO SHARES

Purchases of Shares may be made only by the separate accounts of insurance companies for the purpose of funding variable insurance contracts or by certain qualified retirement plans. Redemptions, like purchases, may be effected only through the separate accounts of participating insurance companies or through qualified retirement plans. Requests are duly processed at the NAV next calculated after your order is received in good order by the Portfolio or its agents. Refer to the appropriate separate account prospectus or plan documents for details.

TAX INFORMATION

Because Shares of the Portfolio may be purchased only through variable insurance contracts and certain qualified retirement plans, it is anticipated that any income dividends or net capital gains distributions made by the Portfolio will be exempt from current federal income taxation if left to accumulate within the variable insurance contract or qualified retirement plan. The federal income tax status of your investment depends on the features of your qualified retirement plan or variable insurance contract.

PAYMENTS TO INSURERS, BROKER-DEALERS, AND OTHER FINANCIAL INTERMEDIARIES

Portfolio shares are generally available only through an insurer's variable contracts, or through certain employer or other retirement plans (Retirement Products). Retirement Products are generally purchased through a broker-dealer or other financial intermediary. The Portfolio or its distributor (or its affiliates) may make payments to the insurer and/or its related companies for distribution and/or other services; some of the payments may go to broker-dealers and other financial intermediaries. These payments may create a conflict of interest for an intermediary, or be a factor in the insurer's decision to include the Portfolio as an underlying investment option in a variable contract. Ask your financial advisor, visit your intermediary's website, or consult your insurance contract prospectus for more information.

ADDITIONAL INFORMATION ABOUT THE PORTFOLIO

FEES AND EXPENSES

Please refer to the following important information when reviewing the “Fees and Expenses of the Portfolio” table in the Portfolio Summary of the Prospectus. The fees and expenses shown were determined based on average net assets as of the fiscal year ended December 31, 2022.

- “Annual Fund Operating Expenses” are paid out of the Portfolio’s assets and include fees for portfolio management and administrative services, including recordkeeping, subaccounting, and other shareholder services. You do not pay these fees directly but, as the Example in the Portfolio Summary shows, these costs are borne indirectly by all shareholders.
- The “Management Fee” is the investment advisory fee rate paid by the Portfolio to the Adviser. Refer to “Management Expenses” in this Prospectus for additional information with further description in the Statement of Additional Information (“SAI”).
- “Other Expenses”
 - include an administrative services fee of 0.05% of the average daily net assets to compensate insurance companies or other financial intermediaries for services provided to contract owners and plan participants.
 - include acquired fund fees and expenses, which are indirect expenses the Portfolio may incur as a result of investing in shares of an underlying fund, to the extent such expenses are less than 0.01%. “Acquired Fund” refers to any underlying fund (including, but not limited to, exchange-traded funds) in which a portfolio invests or has invested during the period. To the extent that the Portfolio invests in Acquired Funds, the Portfolio’s “Total Annual Fund Operating Expenses” may not correlate to the “Ratio of gross expenses to average net assets” presented in the Financial Highlights table because that ratio includes only the direct operating expenses incurred by the Portfolio, not the indirect costs of investing in Acquired Funds. Such amounts are less than 0.01%.
 - may include reimbursement to Janus Henderson Services US LLC (the “Transfer Agent”), the Portfolio’s transfer agent, of its out-of-pocket costs for serving as transfer agent and providing servicing to shareholders, including servicing provided by third parties.
 - include custodian fees and expenses, legal and auditing fees, printing and mailing costs of sending reports and other information to existing shareholders, and Independent Trustees’ fees and expenses.
- All expenses in the Portfolio’s “Fees and Expenses of the Portfolio” table are shown without the effect of expense offset arrangements. Pursuant to such arrangements, credits realized as a result of uninvested cash balances are used to reduce custodian and transfer agent expenses.

ADDITIONAL INVESTMENT STRATEGIES AND GENERAL PORTFOLIO POLICIES

The Portfolio’s Board of Trustees (“Trustees”) may change the Portfolio’s investment objective or non-fundamental principal investment strategies without a shareholder vote. The Portfolio will notify you in writing at least 60 days before making any such change it considers material. If there is a material change to the Portfolio’s investment objective or principal investment strategies, you should consider whether the Portfolio remains an appropriate investment for you. There is no guarantee that the Portfolio will achieve its investment objective.

Unless otherwise stated, the following section provides additional information about the investment strategies and general policies that are summarized in the Portfolio Summary section, including the types of securities the Portfolio may invest in when pursuing its investment objective. This section also describes investment strategies and policies that the Portfolio may use to a lesser extent. These non-principal investment strategies and policies may become more important in the future since the Portfolio’s composition can change over time. Except for the Portfolio’s policies with respect to illiquid investments, borrowing, and derivatives use, the percentage limitations included in these policies and elsewhere in this Prospectus and/or the SAI normally apply only at the time of purchase of a security. So, for example, if the Portfolio exceeds a limit, other than illiquid investments, borrowing, and derivatives use, as a result of market fluctuations or the sale of other securities, it will not be required to dispose of any securities. The “Glossary of Investment Terms” includes descriptions of investment terms used throughout the Prospectus.

Security Selection

The Portfolio may invest substantially all of its assets in common stock selected for their growth potential. Portfolio management applies a “bottom-up” approach in choosing investments. In other words, portfolio management looks at companies one at a time to determine if a company is an attractive investment opportunity and if it is consistent with the

Portfolio's investment policies. Attributes considered in the process of securities selection may include sustainable growth, return on invested capital, attractive valuation, strength of management, and competitive positioning. The Portfolio will generally consider selling a stock when, in portfolio management's opinion, there is a change in the company's or industry's fundamentals, there is a deterioration in a company's competitive positioning, or if a company reaches or exceeds its targeted value. The Portfolio will also consider selling a stock if a company's market capitalization exceeds the top of the medium-sized company range.

Cash Position

The Portfolio may not always stay fully invested. For example, when portfolio management believes that market conditions are unfavorable for investing, or when it is otherwise unable to locate attractive investment opportunities, the Portfolio's cash or similar investments may increase. When the Portfolio's investments in cash or similar investments increase, it may not participate in market advances or declines to the same extent that it would if the Portfolio remained more fully invested. To the extent the Portfolio invests its uninvested cash through a sweep program (meaning its uninvested cash is pooled with uninvested cash of other funds and invested in certain securities such as repurchase agreements), it is subject to the risks of the account or fund into which it is investing, including liquidity issues that may delay the Portfolio from accessing its cash.

In addition, the Portfolio may temporarily increase its cash position under certain unusual circumstances, such as to protect its assets or maintain liquidity in certain circumstances to meet unusually large redemptions. The Portfolio's cash position may also increase temporarily due to unusually large cash inflows. Under unusual circumstances such as these, the Portfolio may invest up to 100% of its assets in cash or similar investments. In this case, the Portfolio may take positions that are inconsistent with its investment policies. As a result, the Portfolio may not achieve its investment objective.

Derivatives

The Portfolio may invest in derivatives, which are financial instruments whose value is derived from, or directly linked to, an underlying asset, instrument, currency, or index. The Portfolio may take long and short positions in derivatives. Derivatives can be used for hedging purposes or for non-hedging purposes, such as seeking to earn income and enhance return, to protect unrealized gains, or to avoid realizing losses. Such techniques may also be used to adjust currency exposure relative to a benchmark index, to gain exposure to the market pending investment of cash balances, or to meet liquidity needs.

Emerging Markets

Within the parameters of its specific investment policies, the Portfolio may invest in securities of issuers or companies from or with exposure to one or more "developing countries" or "emerging market countries." Such countries include, but are not limited to, countries included in the MSCI Emerging Markets IndexSM.

Foreign Securities

The Portfolio may invest in foreign securities. Portfolio management seeks investments that meet the selection criteria, regardless of where an issuer or company is located. Foreign securities are generally selected on a security-by-security basis without regard to any predetermined allocation among countries or geographic regions. However, certain factors, such as expected levels of inflation, government policies influencing business conditions, the outlook for currency relationships, and prospects for economic growth among countries, regions, or geographic areas, may warrant greater consideration in selecting foreign securities. The Portfolio may at times have significant foreign exposure, including exposure to emerging markets.

High-Yield/High-Risk Bonds

Within the parameters of their specific investment policies, the Portfolio may invest in bonds that are rated below investment grade (also known as a "junk" bond), such as BB+ or lower by Standard & Poor's Ratings Services ("Standard & Poor's") and Fitch, Inc. ("Fitch"), or Ba1 or lower by Moody's Investors Service, Inc. ("Moody's") or is an unrated bond of similar quality. The Portfolio may also invest in unrated bonds of foreign and domestic issuers.

Illiquid Investments

The Portfolio will not acquire any illiquid investment if, immediately after the acquisition, the Portfolio would have invested more than 15% of its net assets in illiquid investments that are assets. An illiquid investment is any investment that the Portfolio reasonably expects cannot be sold or disposed of in current market conditions in seven calendar days or less without the sale or disposition significantly changing the market value of the investment.

Initial Public Offerings and Secondary Offerings

The Portfolio may purchase shares issued as part of, or a short period after, a company's initial public offering ("IPO"), and may at times dispose of those shares shortly after their acquisition. An IPO is the first sale of stock by a private company to

the public. IPOs are often issued by smaller, younger companies seeking the capital to expand, but can also be done by large privately-owned companies looking to become publicly traded. The Portfolio may also purchase shares in offerings made by companies that are publicly traded (“secondary offerings”). Secondary offerings may be made by companies for a number of reasons, including as part of a refinancing, to raise capital for growth, and/or to provide existing shareholders with a way to register and sell restricted shares.

Leverage

Certain of the Portfolio’s investments, including derivatives and short sale transactions, involve the use of leverage. Leverage is investment exposure which exceeds the initial amount invested. Leverage occurs when the Portfolio increases its assets available for investment using derivatives, short sales, when-issued, delayed delivery, or forward commitment transactions, or other similar transactions. The use of other investment techniques can also create a leveraging effect on the Portfolio.

Portfolio Turnover

In general, the Portfolio intends to purchase securities for long-term investment, although, to a limited extent, the Portfolio may purchase securities in anticipation of relatively short-term gains. Short-term transactions may also result from liquidity needs, securities having reached a price or yield objective, changes in interest rates or the credit standing of an issuer, or by reason of economic or other developments not foreseen at the time of the initial investment decision. The Portfolio may also sell one security and simultaneously purchase the same or a comparable security to take advantage of short-term differentials in bond yields or securities prices. Portfolio turnover is affected by market conditions, changes in the size of the Portfolio (including due to shareholder purchases and redemptions), the nature of the Portfolio’s investments, and portfolio management’s investment style. Changes are normally made in the Portfolio’s holdings whenever portfolio management believes such changes are desirable. Portfolio turnover rates are generally not a factor in making buy and sell decisions for the Portfolio.

Increased portfolio turnover may result in higher costs for brokerage commissions, dealer mark-ups, and other transaction costs. Higher costs associated with increased portfolio turnover also may have a negative effect on the Portfolio’s performance. The “Financial Highlights” section of this Prospectus shows the Portfolio’s historical turnover rates.

REITs and Real Estate-Related Securities

The Portfolio may invest in equity and debt securities of real estate-related companies. Such companies may include those in the real estate industry or real estate-related industries. These securities may include common stocks, preferred stocks, and other securities, including, but not limited to, mortgage-backed securities, real estate-backed securities, securities of real estate investment trusts (“REITs”) and similar REIT-like entities (such as real estate operation companies (“REOCs”)). A REIT is an entity that invests in real estate-related projects, such as properties, mortgage loans, and construction loans. REITs are often categorized as equity REITs, mortgage REITs, and hybrid REITs. An equity REIT, the most common type of REIT, invests primarily in the fee ownership of land and buildings. An equity REIT derives its income primarily from rental income but may also realize capital gains or losses by selling real estate properties in its portfolio that have appreciated or depreciated in value. A mortgage REIT invests primarily in mortgages on real estate, which may secure construction, development, or long-term loans. A mortgage REIT generally derives its income from interest payments on the credit it has extended. A hybrid REIT combines the characteristics of equity REITs and mortgage REITs, generally by holding both ownership interests and mortgage interests in real estate.

Similar to REITs, REOCs are publicly-traded real estate companies that typically engage in the development, management or financing of real estate, such as homebuilders, hotel management companies, land developers and brokers. REOCs, however, have not elected (or are not eligible) to be taxed as a REIT. The reasons for not making such an election include the (i) availability of tax-loss carry-forwards, (ii) operation in non-REIT-qualifying lines of business, and (iii) ability to retain earnings. Instead, REOCs are generally structured as “C” corporations under the Internal Revenue Code of 1986, as amended, and, as a result, are not required to distribute any portion of their income. In this regard, although REOCs do not receive the same favorable tax treatment that is accorded to REITs, REOCs are typically subject to fewer restrictions than REITs, including the ability to retain and/or reinvest funds from operations and more flexibility in terms of the real estate investments they can make.

Securities Lending

The Portfolio may seek to earn additional income through lending its securities to certain qualified broker-dealers and institutions on a short-term or long-term basis in an amount equal to up to one-third of its total assets as determined at the time of the loan origination. When the Portfolio lends its securities, it receives collateral (including cash collateral), at least

equal to the value of securities loaned. The Portfolio may earn income by investing this collateral in one or more affiliated or non-affiliated cash management vehicles or in time deposits. It is also possible that, due to a decline in the value of a cash management vehicle in which collateral is invested, the Portfolio may lose money. There is also the risk that when portfolio securities are lent, the securities may not be returned on a timely basis, and the Portfolio may experience delays and costs in recovering the security or gaining access to the collateral provided to the Portfolio to collateralize the loan. If the Portfolio is unable to recover a security on loan, the Portfolio may use the collateral to purchase replacement securities in the market. There is a risk that the value of the collateral could decrease below the cost of the replacement security by the time the replacement investment is made, resulting in a loss to the Portfolio. In certain circumstances, individual loan transactions could yield negative returns. The Adviser intends to manage a portion of the cash collateral in an affiliated cash management vehicle and will receive an investment advisory fee for managing such assets.

Short Sales

The Portfolio may invest in short positions through short sales of stocks and structured products, and through derivatives that include swaps, uncovered written calls, and futures. The Portfolio's gross notional exposure to short positions may not exceed 10% of the Portfolio's net assets.

The Portfolio may also engage in short sales "against the box" and options for hedging purposes that are not subject to the limits set forth above. Short sales against the box involve selling short a security that the Portfolio owns, or the Portfolio has the right to obtain the amount of the security sold short at a specified date in the future. The Portfolio may also enter into a short sale to hedge against anticipated declines in the market price of a security or to reduce portfolio volatility.

A short sale is generally a transaction in which the Portfolio sells a security it does not own or have the right to acquire (or that it owns but does not wish to deliver) in anticipation that the market price of that security will decline. To complete the transaction, the Portfolio must borrow the security to make delivery to the buyer. The Portfolio is then obligated to replace the security borrowed by purchasing the security at the market price at the time of replacement. A short sale is subject to the risk that if the price of the security sold short increases in value, the Portfolio will incur a loss because it will have to replace the security sold short by purchasing it at a higher price. In addition, the Portfolio may not always be able to close out a short position at a particular time or at an acceptable price. A lender may request, or market conditions may dictate, that the borrowed securities be returned to the lender on short notice, and the Portfolio may have to buy the borrowed securities at an unfavorable price. If this occurs at a time when other short sellers of the same security also want to close out their positions, a "short squeeze" can occur, which means that the demand is greater than the supply for the stock sold short. If a short squeeze occurs, it is more likely that the Portfolio will have to cover its short sale at an unfavorable price and potentially reduce or eliminate any gain, or cause a loss, as a result of the short sale. Because there is no upper limit to the price a borrowed security may reach prior to closing a short position, the Portfolio's losses are potentially unlimited in a short sale transaction. The Portfolio's gains and losses will also be decreased or increased, as the case may be, by the amount of any dividends, interest, or expenses, including transaction costs and borrowing fees, the Portfolio may be required to pay in connection with a short sale. Such payments may result in the Portfolio having higher expenses than a portfolio that does not engage in short sales and may negatively affect the Portfolio's performance.

The Portfolio may enter into a derivatives transaction to obtain short investment exposure to an underlying reference asset. If the value of the underlying reference asset on which the Portfolio has obtained short investment exposure increases, the Portfolio will incur a loss. This potential loss is theoretically unlimited. A short exposure through a derivative also exposes the Portfolio to credit risk, counterparty risk, and leverage risk.

Special Situations

The Portfolio may invest in companies that demonstrate special situations or turnarounds, meaning companies that have experienced significant business problems but are believed to have favorable prospects for recovery. For example, a special situation or turnaround may arise when, in the opinion of portfolio management, the securities of a particular issuer will be recognized as undervalued by the market and appreciate in value due to a specific development with respect to that issuer. Special situations may include significant changes in a company's allocation of its existing capital, a restructuring of assets, or a redirection of free cash flow. For example, issuers undergoing significant capital changes may include companies involved in spin-offs, sales of divisions, mergers or acquisitions, companies involved in bankruptcy proceedings, or companies initiating large changes in their debt to equity ratio. Companies that are redirecting cash flows may be reducing debt, repurchasing shares, or paying dividends. Special situations may also result from: (i) significant changes in industry structure through regulatory developments or shifts in competition; (ii) a new or improved product, service, operation, or technological advance; (iii) changes in senior management or other extraordinary corporate event; (iv) differences in market supply of and

demand for the security; or (v) significant changes in cost structure. Investments in “special situations” companies can present greater risks than investments in companies not experiencing special situations, and the Portfolio’s performance could be adversely impacted if the securities selected decline in value or fail to appreciate in value.

Swap Agreements

The Portfolio may utilize swap agreements including, but not limited to, credit default swaps, equity swaps, inflation index swaps, interest rate and currency swaps, total return swaps (including fixed-income total return swaps), and swaps on exchange-traded funds, as a means to gain exposure to certain companies or countries, and/or to “hedge” or protect its holdings from adverse movements in securities prices, the rate of inflation, or interest rates. Swaps may also be used for capital appreciation. Swap agreements are two-party contracts to exchange one set of cash flows for another. Swap agreements entail the risk that a party will default on its payment obligations to the Portfolio. If the other party to a swap defaults, the Portfolio would risk the loss of the net amount of the payments that it contractually is entitled to receive. If the Portfolio utilizes a swap at the wrong time or judges market conditions incorrectly, the swap may result in a loss to the Portfolio and reduce the Portfolio’s total return. Various types of swaps such as credit default, equity, interest rate, and total return are described in the “Glossary of Investment Terms.”

Other Types of Investments

Unless otherwise stated within its specific investment policies, the Portfolio may also invest in other types of domestic and foreign securities and use other investment strategies. These securities and strategies are not intended to be principal investment strategies of the Portfolio. If successful, they may benefit the Portfolio by earning a return on the Portfolio’s assets or reducing risk; however, they may not achieve the Portfolio’s investment objective. These securities and strategies may include:

- debt securities (such as bonds, notes, sovereign debt, and debentures)
- preferred stocks and securities convertible into common stocks or preferred stocks
- indexed/structured securities (such as commercial and residential mortgage- and asset-backed securities)
- securities purchased on a when-issued, delayed delivery, or forward commitment basis
- equity and fixed-income securities issued in private placement transactions

RISKS OF THE PORTFOLIO

The value of your investment will vary over time, sometimes significantly, and you may lose money by investing in the Portfolio. To varying degrees, the Portfolio may invest in stocks, fixed-income securities, money market instruments or cash/cash equivalents, and derivatives. The following information is intended to help you better understand some of the risks of investing in the Portfolio, including those risks that are summarized in the Portfolio Summary section. This information also includes descriptions of other risks the Portfolio may be subject to as a result of additional investment strategies and general policies that may apply to the Portfolio. The impact of the following risks on the Portfolio may vary depending on the Portfolio’s investments. The greater the Portfolio’s investment in a particular security, the greater the Portfolio’s exposure to the risks associated with that security. Before investing in the Portfolio, you should consider carefully the risks that you assume when investing in the Portfolio.

Counterparty Risk. Portfolio transactions involving a counterparty are subject to the risk that the counterparty or a third party will not fulfill its obligation to the Portfolio (“counterparty risk”). Counterparty risk may arise because of the counterparty’s financial condition (i.e., financial difficulties, bankruptcy, or insolvency), market activities and developments, or other reasons, whether foreseen or not. A counterparty’s inability to fulfill its obligation may result in significant financial loss to the Portfolio. The Portfolio may be unable to recover its investment from the counterparty or may obtain a limited recovery, and/or recovery may be delayed. The Portfolio may be exposed to counterparty risk to the extent it participates in lending its securities to third parties and/or cash sweep arrangements whereby the Portfolio’s cash balance is invested in one or more types of cash management vehicles or in time deposits. In addition, the Portfolio may be exposed to counterparty risk through its investments in certain securities, including, but not limited to, repurchase agreements, debt securities, and derivatives (including various types of swaps, futures, and options). The Portfolio intends to enter into financial transactions with counterparties that the Adviser believes to be creditworthy at the time of the transaction. There is always the risk that the Adviser’s analysis of a counterparty’s creditworthiness is incorrect or may change due to market conditions. To the extent

that the Portfolio focuses its transactions with a limited number of counterparties, it will have greater exposure to the risks associated with one or more counterparties.

Derivatives Risk. Derivatives can be volatile and involve risks in addition to the risks of the underlying referenced securities or asset. Gains or losses from a derivative investment can be substantially greater than the derivative's original cost, and can therefore involve leverage. Leverage may cause the Portfolio to be more volatile than if it had not used leverage.

The Portfolio may use short sales, futures, options, swap agreements (including, but not limited to, equity, interest rate, credit default, and total return), and other derivative instruments individually or in combination to "hedge" or protect its portfolio from adverse movements in securities prices and interest rates. The Portfolio may also use a variety of currency hedging techniques, including the use of forward currency contracts, to manage currency risk. There is no guarantee that portfolio management's use of derivative investments will benefit the Portfolio. The Portfolio's performance could be worse than if the Portfolio had not used such instruments. Use of such investments may instead increase risk to the Portfolio, rather than reduce risk.

Derivatives can be complex instruments and may involve analysis that differs from that required for other investment types used by the Portfolio. If the value of a derivative does not correlate well with the particular market or other asset class to which the derivative is intended to provide exposure, the derivative may not produce the anticipated result. Derivatives can also reduce the opportunity for gain or result in losses by offsetting positive returns in other investments. Derivatives entail the risk that the counterparty will default on its payment obligations. If the counterparty to a derivative transaction defaults, the Portfolio would risk the loss of the net amount of the payments that it contractually is entitled to receive. To the extent the Portfolio enters into short derivative positions, the Portfolio may be exposed to risks similar to those associated with short sales, including the risk that the Portfolio's losses are theoretically unlimited.

Emerging Markets Risk. Within the parameters of its specific investment policies, the Portfolio may invest in securities of issuers or companies from or with exposure to one or more "developing countries" or "emerging market countries." Such countries include, but are not limited to, countries included in the MSCI Emerging Markets Index. To the extent that the Portfolio invests a significant amount of its assets in one or more of these countries, its returns and net asset value may be affected to a large degree by events and economic conditions in such countries. The risks of foreign investing are heightened when investing in emerging markets, which may result in the price of investments in emerging markets experiencing sudden and sharp price swings. In many developing markets, there is less government supervision and regulation of stock exchanges, brokers, and listed companies than in more developed markets, making these investments potentially more volatile in price and less liquid than investments in developed securities markets, resulting in greater risk to investors. There is a risk in developing countries that a current or future economic or political crisis could lead to price controls, forced mergers of companies, expropriation or confiscatory taxation, imposition or enforcement of foreign ownership limits, seizure, nationalization, sanctions or imposition of restrictions by various governmental entities on investment and trading, or creation of government monopolies, any of which may have a detrimental effect on the Portfolio's investments.

The securities markets of many of these emerging market countries may also be smaller, less liquid, and subject to greater price volatility than those in the United States. In the event of a default on any investments in foreign debt obligations, it may be more difficult for the Portfolio to obtain or to enforce a judgment against the issuers of such securities. In addition, the Portfolio's investments may be denominated in foreign currencies and therefore, changes in the value of a country's currency compared to the U.S. dollar may affect the value of the Portfolio's investments. To the extent that the Portfolio invests a significant portion of its assets in the securities of emerging markets issuers in or companies of a single country or region, it is more likely to be impacted by events or conditions affecting that country or region, which could have a negative impact on the Portfolio's performance. The Portfolio may be subject to emerging markets risk to the extent that it invests in securities of issuers or companies which are not considered to be from emerging markets, but which have customers, products, or transactions associated with emerging markets.

Eurozone Risk. A number of countries in the European Union ("EU") have experienced, and may continue to experience, severe economic and financial difficulties. In particular, many EU nations are susceptible to economic risks associated with high levels of debt, notably due to investments in sovereign debt. These events have adversely affected the exchange rate of the euro and may continue to significantly affect European countries. As a result, financial markets in the EU have been subject to increased volatility and declines in asset values and liquidity. Responses to these financial problems by European governments, central banks, and others, including austerity measures and reforms, may not work, may result in social unrest, and may limit future growth and economic recovery or have other unintended consequences. All of these developments may

continue to significantly affect the economies of all EU countries, which in turn may have a material adverse effect on the Portfolio's investments in such countries, other countries that depend on EU countries for significant amounts of trade or investment, or issuers with exposure to debt issued by certain EU countries.

Foreign Exposure Risk. Within the parameters of its specific investment policies, the Portfolio may invest in foreign debt and equity securities either indirectly (e.g., depositary receipts, depositary shares, and passive foreign investment companies) or directly in foreign markets, including emerging markets. Additional risks may be present with respect to investments in securities of issuers or companies that are economically tied to different countries throughout the world. An issuer is deemed to be economically tied to a country or countries if one or more of the following tests are met: (i) the issuer is organized in, or its primary business office or principal trading market of its equity is located in, the country; (ii) a majority of the issuer's revenues are derived from one or more countries; or (iii) a majority of the issuer's assets are located in one or more countries. Investments in foreign securities, including securities of foreign and emerging market governments, may involve greater risks than investing in domestic securities because the Portfolio's performance may depend on factors other than the performance of a particular company. These factors include:

- **Currency Risk.** As long as the Portfolio holds a foreign security, its value will be affected by the value of the local currency relative to the U.S. dollar. When the Portfolio sells a foreign currency denominated security, its value may be worth less in U.S. dollars even if the security increases in value in its home country. U.S. dollar-denominated securities of foreign issuers may also be affected by currency risk, as the value of these securities may also be affected by changes in the issuer's local currency.
- **Political and Economic Risk.** Foreign investments may be subject to increased political and economic risks, including the imposition of economic and other sanctions. Sanctions imposed by the U.S. Government on other countries or persons or issuers operating in such countries could restrict the Portfolio's ability to buy affected securities or force the Portfolio to dispose of any affected securities it has previously purchased at an inopportune time. As a result, the Portfolio may experience a greater risk of loss with respect to securities impacted by such sanctions.

Political and economic risks may be heightened in emerging markets, which may have relatively unstable governments, immature economic structures, national policies restricting investments by foreigners, social instability, and different and/or developing legal systems. In some countries, there is the risk that the government may take over the assets or operations of a company or that the government may impose withholding and other taxes or limits on the removal of the Portfolio's assets from that country. In addition, the economies of emerging markets may be predominantly based on only a few industries, may be highly vulnerable to changes in local or global trade conditions, and may suffer from extreme and volatile debt burdens or inflation rates.

- **Regulatory Risk.** There may be less government supervision of foreign markets. As a result, foreign issuers may not be subject to the uniform accounting, auditing, and financial reporting standards and practices applicable to domestic issuers, and there may be less publicly available information about foreign issuers.
- **Foreign Market Risk.** Foreign securities markets, particularly those of emerging market countries, may be less liquid and more volatile than domestic markets. These securities markets may trade a small number of securities, may have a limited number of issuers and a high proportion of shares, or may be held by a relatively small number of persons or institutions. Local securities markets may be unable to respond effectively to increases in trading volume, potentially making prompt liquidation of substantial holdings difficult or impossible at times. It is also possible that certain markets may require payment for securities before delivery, and delays may be encountered in settling securities transactions. In some foreign markets, there may not be protection against failure by other parties to complete transactions. It may not be possible for the Portfolio to repatriate capital, dividends, interest, and other income from a particular country or governmental entity. In addition, securities of issuers located in or economically tied to countries with emerging markets may have limited marketability and may be subject to more abrupt or erratic price movements which could also have a negative effect on the Portfolio. Such factors may hinder the Portfolio's ability to buy and sell emerging market securities in a timely manner, affecting the Portfolio's investment strategies and potentially affecting the value of the Portfolio.
- **Geographic Concentration Risk.** To the extent that the Portfolio invests a substantial amount of its assets in issuers located in a single country or region, the economic, political, social, regulatory, or other developments or conditions within such country or region will generally have a greater effect on the Portfolio than they would on a more geographically diversified portfolio, which may result in greater losses and volatility. Adverse developments in certain regions could also adversely

affect securities of other countries whose economies appear to be unrelated and could have a negative impact on the Portfolio's performance.

- **Transaction Costs.** Costs of buying, selling, and holding foreign securities, including brokerage, tax, and custody costs, may be higher than those involved in domestic transactions.

High-Yield/High-Risk Bond Risk. High-yield/high-risk bonds (also known as “junk” bonds) are bonds rated below investment grade by the primary rating agencies such as Standard & Poor's, Fitch, and Moody's or are unrated bonds of similar quality. The value of lower quality bonds generally is more dependent on credit risk than investment grade bonds. Issuers of high-yield/high-risk bonds may not be as strong financially as those issuing bonds with higher credit ratings and are more vulnerable to real or perceived economic changes, political changes, or adverse developments specific to the issuer. In addition, the junk bond market can experience sudden and sharp price swings.

Please refer to the “Explanation of Rating Categories” section of the SAI for a description of bond rating categories.

Industry and Sector Risk. Industry and sector risk is the possibility that a group of related securities will decline in price due to industry-specific or economic sector-specific developments. Companies in the same or similar industries and economic sectors may share common characteristics and are more likely to react similarly to industry-specific market or economic developments. The Portfolio's investments, if any, in multiple companies in a particular industry or economic sector may increase the Portfolio's exposure to industry and sector risk.

Inflation Risk. Inflation creates uncertainty over the future real value of an investment (the value after adjusting for inflation). The real value of certain assets or real income from investments will be less in the future as inflation decreases the value of money. As inflation increases, the present value of the Portfolio's assets and distributions may decline. This risk is more prevalent with respect to debt securities held by the Portfolio, as applicable. Inflation rates may change frequently and drastically as a result of various factors, including unexpected shifts in the domestic or global economy. Moreover, the Portfolio's investments may not keep pace with inflation, which may result in losses to Portfolio shareholders or adversely affect the real value of shareholders' investment in the Portfolio. Portfolio shareholders' expectation of future inflation can also impact the current value of the Portfolio's holdings, resulting in lower asset values and potential losses. This risk may be elevated compared to historical market conditions because of recent monetary policy measures and the current interest rate environment.

Initial Public Offering and Secondary Offering Risk. The Portfolio's purchase of shares issued in an initial public offering (“IPO”) exposes it to the risks associated with companies that have little operating history as public companies, as well as to the risks inherent in those sectors of the market where these new issuers operate. Attractive IPOs are often oversubscribed and may not be available to the Portfolio, or may be available only in very limited quantities. The market for IPO issuers has been volatile, and share prices of newly public companies have fluctuated up and down significantly over short periods of time. Although IPO investments may have had a positive impact on certain portfolios' performance in the past, there can be no assurance that the Portfolio will identify favorable IPO investment opportunities in the future. In addition, under certain market conditions, a relatively small number of companies may issue securities in IPOs. Similarly, as the number of portfolios to which IPO securities are allocated increases, the number of securities issued to any one portfolio may decrease. In addition, as the Portfolio increases in size, the impact of IPOs on the Portfolio's performance will generally decrease.

The Portfolio may purchase shares in secondary offerings. Secondary offerings may expose the Portfolio to some of the risks of IPOs. Participation in secondary offerings may have a magnified impact on the performance of a portfolio to the extent that it has a small asset base and the portfolio may not experience similar performance as its assets grow. Secondary offering shares frequently are volatile in price. As a result, the Portfolio may hold secondary offering shares for a very short period of time. This may increase the portfolio turnover rate of the Portfolio and may lead to increased expenses for the Portfolio, such as commissions and transaction costs. In addition, secondary offering shares can experience an immediate drop in value if the demand for the securities does not continue to support the offering price.

Leverage Risk. Some transactions may give rise to a form of economic leverage. These transactions may include, among others, derivatives, and may expose the Portfolio to greater risk and increase its costs. The use of leverage may cause the Portfolio to liquidate portfolio positions when it may not be advantageous to do so to satisfy its obligations or to meet the applicable requirements of the Investment Company Act of 1940, as amended, and the rules thereunder. Increases and decreases in the value of the Portfolio's holdings will be magnified when the Portfolio uses leverage.

Liquidity Risk. The Portfolio may invest in securities or instruments that do not trade actively or in large volumes, and may make investments that are less liquid than other investments. Also, the Portfolio may make investments that may become less liquid in response to market developments or adverse investor perceptions. Investments that are illiquid or that trade in lower volumes may be more difficult to value. When there is no willing buyer and investments cannot be readily sold at the desired time or price, the Portfolio may have to accept a lower price or may not be able to sell the security or instrument at all. Investments in foreign securities, particularly those of issuers located in emerging market countries, tend to have greater exposure to liquidity risk than domestic securities. In unusual market conditions, even normally liquid securities may be affected by a degree of liquidity risk (i.e., if the number and capacity of traditional market participants is reduced). An inability to sell one or more portfolio positions can adversely affect the Portfolio's value or prevent the Portfolio from being able to take advantage of other investment opportunities. Liquidity risk may be increased to the extent that the Portfolio invests in restricted securities that are deemed to be illiquid investments.

Liquidity risk may also refer to the risk that the Portfolio will not be able to pay redemption proceeds within the allowable time period because of unusual market conditions, an unusually high volume of redemption requests, or other reasons. While the Portfolio may pay redemptions in-kind, the Portfolio may instead choose to raise cash to meet redemption requests through the sale of portfolio securities or permissible borrowings. If the Portfolio is forced to sell securities at an unfavorable time and/or under unfavorable conditions, such sales may adversely affect the Portfolio's net asset value and may increase brokerage costs.

Market Risk. The value of the Portfolio's holdings may decrease if the value of one or more issuers in the Portfolio decreases. Further, regardless of how well individual companies or securities perform, the value of the Portfolio's holdings could also decrease if there are deteriorating economic or market conditions, including, but not limited to, a general decline in prices on the stock markets, a general decline in real estate markets, a decline in commodities prices, or if the market favors different types of securities than the types of securities in which the Portfolio invests. If the value of the Portfolio's holdings decreases, the Portfolio's net asset value will also decrease, which means if you sell your shares in the Portfolio you may lose money. Market risk may affect a single issuer, industry, economic sector, or the market as a whole.

The increasing interconnectivity between global economies and financial markets increases the likelihood that events or conditions in one region or financial market may adversely impact issuers in a different country, region or financial market. Social, political, economic and other conditions and events, such as natural disasters, health emergencies (e.g., epidemics and pandemics), terrorism, conflicts and social unrest, including related sanctions, could reduce consumer demand or economic output, result in market closures, travel restrictions and/or quarantines, and generally have a significant impact on the global economies and financial markets.

- **COVID-19 Pandemic.** The effects of COVID-19 have contributed to increased volatility in global financial markets and have affected and may continue to affect certain countries, regions, issuers, industries and market sectors more dramatically than others. These conditions and events could have a significant impact on the Portfolio and its investments, the Portfolio's ability to meet redemption requests, and the processes and operations of the Portfolio's service providers, including the Adviser.
- **Russia/Ukraine Invasion.** Russia launched a large-scale invasion of Ukraine on February 24, 2022. The extent and duration of the military action, resulting sanctions, and resulting future market disruptions in the region are impossible to predict, but could be significant and have a severe adverse effect on the region, including significant negative impacts on the economy and the markets for certain securities and commodities, such as oil and natural gas, as well as other sectors.

Private Placements and Other Restricted Securities Risk. Investments in private placements and other restricted securities could decrease the Portfolio's liquidity profile or prevent the Portfolio from disposing of them promptly at advantageous prices. Private placements and restricted securities may be less liquid than other investments because such securities may not always be readily sold in broad public markets and may have no active trading market. As a result, they may be difficult to value because market quotations may not be readily available. Transaction costs may be higher for these securities, and the Portfolio may get only limited information about the issuer of a private placement or other restricted security.

REIT Risk. To the extent that the Portfolio holds REITs and REIT-like entities, it may be subject to the additional risks associated with REIT and REIT-like investments. REITs and REIT-like entities are subject to heavy cash flow dependency to allow them to make distributions to their shareholders. The prices of equity REITs are affected by changes in the value of the underlying property owned by the REITs, changes in capital markets and interest rates, management skill in running a REIT, and the creditworthiness of the REIT. The prices of mortgage REITs are affected by the quality of any credit they extend, the

creditworthiness of the mortgages they hold, as well as by the value of the property that secures the mortgages. In addition, mortgage REITs (similar to direct investments in mortgage-backed securities) are subject to prepayment risk. Equity REITs and mortgage REITs are subject to heavy cash flow dependency, defaults by borrowers, and self-liquidation. There is also the risk that borrowers under mortgages held by a REIT or lessees of a property that a REIT owns may be unable to meet their obligations to the REIT. In the event of a default by a borrower or lessee, the REIT may incur substantial costs associated with protecting its investments. While equity REITs and mortgage REITs may provide exposure to a large number of properties, such properties may be concentrated in a particular industry, region, or housing type, making such investments more vulnerable to unfavorable developments to economic or market events. Certain “special purpose” REITs in which the Portfolio may invest focus their assets in specific real property sectors, such as hotels, shopping malls, nursing homes, or warehouses, and are therefore subject to the specific risks associated with adverse developments in these sectors. The Portfolio’s shareholders will indirectly bear their proportionate share of the REIT’s expenses, in addition to their proportionate share of the Portfolio’s expenses. The value of investments in REOCs will generally be affected by the same factors that adversely affect REIT investments; however, REOCs may also be adversely affected by income streams derived from businesses other than real estate ownership.

Additionally, a REIT that fails to comply with federal tax requirements affecting REITs may be subject to federal income taxation, or the federal tax requirement that a REIT distribute substantially all of its net income to its shareholders may result in a REIT having insufficient capital for future expenditures. REITs are also subject to certain provisions under federal tax law and the failure of a company to qualify as a REIT could have adverse consequences for the Portfolio, including significantly reducing the return to the Portfolio on its investment in such company.

Small- and Mid-Sized Companies Risk. The Portfolio’s investments in securities issued by small- and mid-sized companies, which can include smaller, start-up companies offering emerging products or services, may involve greater risks than are customarily associated with larger, more established companies. For example, while small- and mid-sized companies may realize more substantial growth than larger or more established issuers, they may also suffer more significant losses as a result of their narrow product lines, limited operating history, greater exposure to competitive threats, limited financial resources, limited trading markets, and the potential lack of management depth. Securities issued by small- and mid-sized companies tend to be more volatile and somewhat more speculative than securities issued by larger or more established companies and may underperform as compared to the securities of larger or more established companies. These holdings are also subject to wider price fluctuations and tend to be less liquid than stocks of larger or more established companies, which could have a significant adverse effect on the Portfolio’s returns, especially as market conditions change.

Sovereign Debt Risk. The Portfolio may invest in U.S. and non-U.S. government debt securities (“sovereign debt”). Investments in sovereign debt, especially the debt of certain emerging market countries, can involve a high degree of risk, including the risk that the governmental entity that controls the repayment of sovereign debt may not be willing or able to repay the principal and/or to pay the interest on its sovereign debt in a timely manner. A sovereign debtor’s willingness or ability to satisfy its debt obligation may be affected by various factors, including its cash flow situation, the extent of its foreign currency reserves, the availability of foreign exchange when a payment is due, the relative size of its debt position in relation to its economy as a whole, the sovereign debtor’s policy toward international lenders, and local political constraints to which the governmental entity may be subject. Sovereign debtors may also be dependent on expected disbursements from foreign governments, multilateral agencies, and other entities. The failure of a sovereign debtor to implement economic reforms, achieve specified levels of economic performance, or repay principal or interest when due may result in the cancellation of third party commitments to lend funds to the sovereign debtor, which may further impair such debtor’s ability or willingness to timely service its debts. The Portfolio may be requested to participate in the rescheduling of such sovereign debt and to extend further loans to governmental entities, which may adversely affect the Portfolio’s holdings. In the event of default, there may be limited or no legal remedies for collecting sovereign debt and there may be no bankruptcy proceedings through which the Portfolio may collect all or part of the sovereign debt that a governmental entity has not repaid. In addition, to the extent the Portfolio invests in non-U.S. sovereign debt, it may be subject to currency risk.

MANAGEMENT OF THE PORTFOLIO

INVESTMENT ADVISER

Janus Henderson Investors US LLC, 151 Detroit Street, Denver, Colorado 80206-4805, is the investment adviser to the Portfolio. The Adviser is responsible for the day-to-day management of the Portfolio's investment portfolio and furnishes continuous advice and recommendations concerning the Portfolio's investments. The Adviser also provides certain administration and other services and is responsible for other business affairs of the Portfolio.

The Adviser (together with its predecessors and affiliates) has served as investment adviser to the Janus Henderson mutual funds since 1970 and currently serves as investment adviser to all of the Janus Henderson mutual funds as well as the Janus Henderson exchange-traded funds, acts as subadviser for a number of private-label mutual funds, and provides separate account advisory services for institutional accounts and other unregistered products.

The Trust and the Adviser have received an exemptive order from the Securities and Exchange Commission (the "SEC") that permits the Adviser, subject to the approval of the Trustees, to appoint or replace certain subadvisers to manage all or a portion of the Portfolio's assets and enter into, amend, or terminate a subadvisory agreement with certain subadvisers without obtaining shareholder approval (a "manager-of-managers structure"). The manager-of-managers structure applies to subadvisers that are not affiliated with the Trust or the Adviser ("non-affiliated subadvisers"), as well as any subadviser that is an indirect or direct "wholly-owned subsidiary" (as such term is defined by the Investment Company Act of 1940, as amended) of the Adviser or of another company that, indirectly or directly, wholly owns the Adviser (collectively, "wholly-owned subadvisers").

Pursuant to the order, the Adviser, with the approval of the Trustees, has the discretion to terminate any subadviser and allocate and, as appropriate, reallocate the Portfolio's assets among the Adviser and any other non-affiliated subadvisers or wholly-owned subadvisers (including terminating a non-affiliated subadviser and replacing it with a wholly-owned subadviser). To the extent that the Portfolio's assets are allocated to one or more subadvisers, the Adviser, subject to oversight by the Trustees, would have the responsibility to oversee such subadviser(s) to the Portfolio and to recommend for approval by the Trustees, the hiring, termination, and replacement of a subadviser for the Portfolio. In the event that the Adviser hires a subadviser pursuant to the manager-of-managers structure, the Portfolio would provide shareholders with information about the subadviser and subadvisory agreement within 90 days.

The Adviser furnishes certain administration, compliance, and accounting services to the Portfolio, including providing office space for the Portfolio and providing personnel to serve as officers to the Portfolio. The Portfolio reimburses the Adviser for certain of its costs in providing these services (to the extent the Adviser seeks reimbursement and such costs are not otherwise waived). These costs include some or all of the salaries, fees, and expenses of the Adviser's employees and Portfolio officers, including the Portfolio's Chief Compliance Officer and compliance staff, that provide specified administration and compliance services to the Portfolio. The Portfolio pays these costs based on out-of-pocket expenses incurred by the Adviser, and these costs are separate and apart from advisory fees and other expenses paid in connection with the investment advisory services the Adviser provides to the Portfolio.

MANAGEMENT EXPENSES

The Portfolio pays the Adviser an investment advisory fee and incurs expenses, including administrative services fees payable pursuant to the Transfer Agency Agreement, any other transfer agent and custodian fees and expenses, legal and auditing fees, printing and mailing costs of sending reports and other information to existing shareholders, and Independent Trustees' fees and expenses. The Portfolio's investment advisory fee is calculated daily and paid monthly. The Portfolio's advisory agreement details the investment advisory fee and other expenses that the Portfolio must pay.

The following table reflects the Portfolio's contractual investment advisory fee rate (expressed as an annual rate), as well as the actual investment advisory fee rate paid by the Portfolio to the Adviser. The rate shown is a fixed rate based on the Portfolio's average daily net assets.

Portfolio Name	Average Daily Net Assets of the Portfolio	Contractual Investment Advisory Fee (%) (annual rate)	Actual Investment Advisory Fee Rate (%) (for the fiscal year ended December 31, 2022)
Enterprise Portfolio	All Asset Levels	0.64	0.64

A discussion regarding the basis for the Trustees' approval of the Portfolio's investment advisory agreement is included in the Portfolio's annual report (for the period ending December 31) and semiannual report (for the period ending June 30) to shareholders. You can request the Portfolio's annual or semiannual reports (as they become available), free of charge, by contacting your plan sponsor, broker-dealer, or financial intermediary, or by contacting a Janus Henderson representative at 1-877-335-2687. The reports are also available, free of charge, at janushenderson.com/VIT.

PORTFOLIO MANAGEMENT

Enterprise Portfolio

Co-Portfolio Managers Brian Demain and Cody Wheaton are responsible for the day-to-day management of the Portfolio. Mr. Demain, as Lead Portfolio Manager, has the authority to exercise final decision-making on the overall portfolio.

Brian Demain, CFA, is Executive Vice President and Lead Portfolio Manager of Enterprise Portfolio, which he has managed or co-managed since November 2007. Mr. Demain is also Portfolio Manager of other Janus Henderson accounts. He holds a Bachelor of Arts degree (summa cum laude) in Economics from Princeton University, where he was a recipient of the Daniel L. Rubinfeld '67 Prize in Empirical Economics for his senior thesis. Mr. Demain holds the Chartered Financial Analyst designation.

Cody Wheaton, CFA, is Executive Vice President and Co-Portfolio Manager of Enterprise Portfolio, which he has co-managed since July 2016. Mr. Wheaton is also Portfolio Manager of other Janus Henderson accounts and performs duties as an analyst. He holds Bachelor of Arts degrees in Economics and Government from Dartmouth College. Mr. Wheaton holds the Chartered Financial Analyst designation.

Information about portfolio management's compensation structure and other accounts managed, as well as the aggregate range of their individual ownership in the Portfolio(s) that they manage and certain other mutual funds advised by the Adviser, is included in the SAI.

Conflicts of Interest

The Adviser manages other funds and numerous other accounts, which may include separate accounts and other pooled investment vehicles, such as hedge funds. Side-by-side management of multiple accounts, including the management of a cash collateral pool for securities lending and investing the Janus Henderson funds' cash, may give rise to conflicts of interest among those accounts, and may create potential risks, such as the risk that investment activity in one account may adversely affect another account. For example, short sale activity in an account could adversely affect the market value of long positions in one or more other accounts (and vice versa). Side-by-side management may raise additional potential conflicts of interest relating to the allocation of investment opportunities and the aggregation and allocation of trades. A further discussion of potential conflicts of interest and a discussion of certain procedures intended to mitigate such potential conflicts are contained in the Portfolio's SAI.

OTHER INFORMATION

CLASSES OF SHARES

Only Institutional Shares are offered by this Prospectus. The Shares are available only in connection with investment in and payments under variable insurance contracts, as well as certain qualified retirement plans. Service Shares are offered only in connection with investment in and payments under variable insurance contracts, as well as certain qualified retirement plans, that require a fee from Portfolio assets to procure distribution and/or administrative services to contract owners and plan participants. Because the expenses of each class may differ, the performance of each class is expected to differ. If you would like additional information about the Service Shares, please call 1-800-525-0020. In addition, for an analysis of fees associated with an investment in either share class or other similar funds, please visit www.finra.org/fundalyzer.

CLOSED PORTFOLIO POLICIES

The Portfolio may limit sales of its Shares to new investors. If sales of the Portfolio are limited, it is expected that existing shareholders invested in the Portfolio would be permitted to continue to purchase Shares through their existing Portfolio accounts and to reinvest any dividends or capital gains distributions in such accounts, absent highly unusual circumstances. Requests for new accounts into a closed portfolio would be reviewed by management, taking into consideration eligibility requirements and whether the addition to the portfolio is believed to negatively impact existing portfolio shareholders. The closed portfolio may decline opening new accounts, including eligible new accounts, if it would be in the best interests of the portfolio and its shareholders. If applicable, additional information regarding general policies and exceptions can be found in a closed portfolio's prospectuses.

LIQUIDATION/REORGANIZATION OF A PORTFOLIO

It is important to know that, pursuant to the Trust's Amended and Restated Trust Instrument, the Trustees have the authority to merge, liquidate, and/or reorganize a portfolio into another portfolio without seeking shareholder vote or consent.

DISTRIBUTION OF THE PORTFOLIO

The Portfolio is distributed by Janus Henderson Distributors US LLC (the "Distributor"), which is a member of the Financial Industry Regulatory Authority, Inc. ("FINRA"). To obtain information about FINRA member firms and their associated persons, you may contact FINRA at www.finra.org, or 1-800-289-9999.

DISTRIBUTIONS AND TAXES

DISTRIBUTIONS

To avoid taxation of the Portfolio, the Internal Revenue Code of 1986, as amended (the “Internal Revenue Code”) requires the Portfolio to distribute all or substantially all of its net investment income and any net capital gains realized on its investments at least annually. The Portfolio’s income from certain dividends, interest, and any net realized short-term capital gains are paid to shareholders as ordinary income dividends. Net realized long-term capital gains, if any, are paid to shareholders as capital gains distributions, regardless of how long Shares of the Portfolio have been held. A portion of the Portfolio’s distributions received from REITs may be classified as a return of capital for federal income tax purposes. As a result, the Portfolio is more likely to make distributions that are treated as returns of capital, and possibly in greater amounts, than a portfolio that does not invest in REITs. Distributions are made at the class level, so they may vary from class to class within a single portfolio.

Distribution Schedule

Dividends for the Portfolio are normally declared and distributed in June and December. Capital gains are normally declared and distributed in June. However, in certain situations it may be necessary for the Portfolio to declare and distribute capital gains in December. If necessary, dividends and net capital gains may be distributed at other times as well. Unless otherwise instructed, distributions of net investment income and net capital gains, if any, are automatically reinvested in additional Shares of the Portfolio.

How Distributions Affect the Portfolio’s NAV

Distributions are paid to shareholders as of the record date of a distribution of the Portfolio, regardless of how long the Shares have been held. Undistributed dividends and net capital gains are included in the Portfolio’s daily net asset value (“NAV”). The share price of the Portfolio drops by the amount of the distribution, net of any subsequent market fluctuations. For example, assume that on December 31, the Portfolio declared a dividend in the amount of \$0.25 per share. If the Portfolio’s share price was \$10.00 on December 30, the Portfolio’s share price on December 31 would be \$9.75, barring market fluctuations.

TAXES

Taxes on Distributions

Because Shares of the Portfolio may be purchased only through variable insurance contracts and certain qualified retirement plans, it is anticipated that any income dividends or net capital gains distributions made by the Portfolio will be exempt from current federal income taxation if left to accumulate within the variable insurance contract or qualified retirement plan. Generally, withdrawals from such contracts or plans may be subject to federal income tax at ordinary income rates and, if withdrawals are made from a retirement plan before age 59½, a 10% penalty tax may be imposed. The federal income tax status of your investment depends on the features of your qualified retirement plan or variable insurance contract. Further information may be found in your plan documents or in the prospectus of the separate account offering such contract.

Taxation of the Portfolio

Dividends, interest, and some capital gains received by the Portfolio on foreign securities may be subject to foreign tax withholding or other foreign taxes. If the Portfolio is eligible, it may from year to year make the election permitted under Section 853 of the Internal Revenue Code to pass through such taxes to shareholders as a foreign tax credit. If such an election is not made, any foreign taxes paid or accrued will represent an expense to the Portfolio.

The Portfolio does not expect to pay any federal income or excise taxes because it intends to meet certain requirements of the Internal Revenue Code. In addition, because the Shares of the Portfolio are sold in connection with variable insurance contracts, the Portfolio intends to satisfy the diversification requirements applicable to insurance company separate accounts under the Internal Revenue Code. If the Portfolio invests in partnerships, it may be subject to state tax liabilities.

SHAREHOLDER'S GUIDE

Investors may not purchase or redeem Shares of the Portfolio directly. Shares may be purchased or redeemed only through variable insurance contracts offered by the separate accounts of participating insurance companies or through certain qualified retirement plans. **Refer to the prospectus for the participating insurance company's separate account or your plan documents for instructions on purchasing or selling variable insurance contracts and on how to select the Portfolio as an investment option for a contract or a qualified retirement plan.**

With certain exceptions, the Portfolio is generally available only to shareholders residing in the United States and employees of the Adviser or its affiliates. For purposes of this policy, the Portfolio requires that a shareholder and/or entity be a U.S. citizen residing in the United States or a U.S. Territory (including overseas U.S. military or diplomatic addresses) or a resident alien residing in the United States or a U.S. Territory with a valid U.S. Taxpayer Identification Number to open an account with the Portfolio.

PRICING OF PORTFOLIO SHARES

The per share NAV for each class is computed by dividing the total value of assets allocated to the class, less liabilities allocated to that class, by the total number of outstanding shares of the class. The Portfolio's NAV is calculated as of the close of the trading session of the New York Stock Exchange ("NYSE") (normally 4:00 p.m. New York time) each day that the NYSE is open ("business day"). However, the time at which the Portfolio's NAV is calculated may be changed if trading on the NYSE is restricted, the NYSE closes at a different time, or as permitted by the SEC. Foreign securities held by the Portfolio may be traded on days and at times when the NYSE is closed and the NAV is therefore not calculated. Accordingly, the value of the Portfolio's holdings may change on days that are not business days in the United States and on which you will not be able to purchase or redeem the Portfolio's Shares.

All purchases and redemptions will be duly processed at the NAV next calculated after your request is received in good order by the Portfolio or its agents. In order to receive a day's price, your order must be received in good order by the Portfolio (or insurance company or plan sponsor) or its agents by the close of the trading session of the NYSE.

Portfolio holdings are valued in accordance with policies and procedures established by the Adviser pursuant to Rule 2a-5 under the Investment Company Act of 1940, as amended, and approved by and subject to the oversight of the Trustees (the "Valuation Procedures"). To the extent available, domestic and foreign equity securities traded on a securities exchange are generally valued at readily available market quotations, which are (i) the official close prices or (ii) last sale prices on the primary market or exchange in which the securities trade. Most fixed-income securities are typically valued using an evaluated bid price supplied by an Adviser-approved pricing service that is intended to reflect market value. The evaluated bid price is an evaluation that may consider factors such as security prices, yields, maturities, and ratings. Certain short-term instruments maturing within 60 days or less may be valued at amortized cost, which approximates market value. If a market quotation or evaluated price for a security is not readily available or is deemed unreliable, or if an event that is expected to affect the value of the security occurs after the close of the principal exchange or market on which the security is traded, and before the close of the NYSE, a fair value of the security will be determined in good faith by the Adviser pursuant to the Valuation Procedures. Such events include, but are not limited to: (i) a significant event that may affect the securities of a single issuer, such as a merger, bankruptcy, or significant issuer-specific development; (ii) an event that may affect an entire market, such as a natural disaster or significant governmental action; (iii) a non-significant event such as a market closing early or not opening, or a security trading halt; and (iv) pricing of a non-valued security and a restricted or non-public security. This type of fair valuation may be more commonly used with foreign equity securities, but it may also be used with, among other things, thinly-traded domestic securities or fixed-income securities. Special valuation considerations may apply with respect to "odd-lot" fixed-income transactions which, due to their small size, may receive evaluated prices by pricing services which reflect a large block trade and not what actually could be obtained for the odd-lot position. For valuation purposes, quotations of foreign portfolio securities, other assets and liabilities, and forward contracts stated in foreign currency are generally translated into U.S. dollar equivalents at the prevailing market rates. The Valuation Procedures provide for the use of systematic fair valuation models provided by an independent pricing service to value foreign equity securities in order to adjust for stale pricing, which may occur between the close of certain foreign exchanges and the close of the NYSE. The methodologies employed when fair valuing Portfolio holdings may change from time to time. Because fair value pricing involves subjective judgments, it is possible that the fair value determination for a security may be different than the value that could be realized when selling that security.

Due to the subjective nature of systematic fair valuation, the value of a particular security may be different from the last quoted market price. Systematic fair valuation may reduce arbitrage activity involving the frequent buying and selling of

mutual fund shares by investors seeking to take advantage of a perceived lag between a change in the value of the Portfolio's securities and the reflection of such change in the Portfolio's NAV, as further described in the "Excessive Trading" section of this Prospectus. While funds that invest in foreign securities may be at a greater risk for arbitrage activity, such activity may also arise in funds which do not invest in foreign securities, for example, when trading in a security held by a portfolio is halted and does not resume prior to the time the portfolio calculates its NAV (referred to as "stale pricing"). Portfolios that hold thinly-traded securities, such as certain small-capitalization securities or high-yield fixed-income securities, may be subject to attempted use of arbitrage techniques. To the extent that the valuation of a security is different from the security's market value, short-term arbitrage traders buying and/or selling shares of the Portfolio may dilute the NAV of the Portfolio, which negatively impacts long-term shareholders. The Valuation Procedures and the Trust's excessive trading policies and procedures may not completely eliminate short-term trading in certain omnibus accounts and other accounts traded through intermediaries.

The value of the securities of other mutual funds held by the Portfolio, if any, will be calculated using the NAV of such mutual funds, and the prospectuses for such mutual funds explain the circumstances under which they use fair valuation and the effects of using fair valuation.

Generally, futures contracts and/or options on futures are valued at the actual settlement price on valuation date on the exchange as reported by an approved vendor. In the event actual settlement price is unavailable or is deemed unreliable, then the reported settlement price (there can be different settlement prices at different times), early settlement price or the last trade price shall be used. Option contracts are valued using an evaluated price from an approved vendor. Evaluated prices can be derived using an option pricing model, including inputs derived from volatility surfaces, market data and characteristics of the portfolio investment. In cases when an approved vendor cannot provide coverage for an option, a broker quotation or an internal valuation using the Black-Scholes model, or other appropriate option pricing model shall be used. Index swaps, credit default swaps, and interest rate swaps are typically valued using an evaluated price from an approved vendor. Evaluated prices will generally have a fixed and floating leg with the present value of each being calculated based on the terms of the trade.

ADMINISTRATIVE FEES

The Transfer Agent receives an administrative services fee at an annual rate of 0.05% of the average daily net assets of the Portfolio for arranging for the provision by participating insurance companies and qualified plan service providers of administrative services, including recordkeeping, subaccounting, order processing, or other shareholder services provided on behalf of contract holders or plan participants investing in the Portfolio. Other shareholder services may include the provision of order confirmations, periodic account statements, forwarding prospectuses, shareholder reports, and other materials to existing customers, and answering inquiries regarding accounts. The Transfer Agent expects to use this entire fee to compensate insurance companies and qualified plan service providers for providing these services to their customers who invest in the Portfolio.

PAYMENTS TO FINANCIAL INTERMEDIARIES BY THE ADVISER OR ITS AFFILIATES

From its own assets, the Adviser or its affiliates pay fees to selected insurance companies, qualified plan service providers or their affiliates, or other financial intermediaries that distribute, market, or promote the Portfolio or perform related services for contract owners and plan participants. The amount of these payments is determined from time to time by the Adviser, may be substantial, and may differ for different financial intermediaries. The Adviser and its affiliates consider a number of factors in making payments to financial intermediaries.

The Adviser or its affiliates pay fees, from their own assets, to selected insurance companies, qualified plan service providers, and other financial intermediaries for providing recordkeeping, subaccounting, transaction processing, and other shareholder or administrative services (including payments for processing transactions via the National Securities Clearing Corporation ("NSCC") or other means) in connection with investments in the Janus Henderson funds. These fees are in addition to any fees that may be paid by the Janus Henderson funds for these types of services or other services.

In addition, the Adviser or its affiliates periodically share certain marketing expenses with selected intermediaries, or pay for or sponsor informational meetings, seminars, client awareness events, support for marketing materials, sales reporting, or business building programs for such intermediaries to raise awareness of the Portfolio. The Adviser or its affiliates make payments to participate in selected intermediary marketing support programs which may provide the Adviser or its affiliates

with one or more of the following benefits: attendance at sales conferences, participation in meetings or training sessions, access to or information about intermediary personnel, use of an intermediary's marketing and communication infrastructure, fund analysis tools, data, business planning and strategy sessions with intermediary personnel, information on industry- or platform-specific developments, trends and service providers, and other marketing-related services. Such payments may be in addition to, or in lieu of, the fees described above. These payments are intended to promote the sales of Janus Henderson funds and to reimburse financial intermediaries, directly or indirectly, for the costs that they or their salespersons incur in connection with educational seminars, meetings, and training efforts about the Janus Henderson funds to enable the intermediaries and their salespersons to make suitable recommendations, provide useful services, and maintain the necessary infrastructure to make the Janus Henderson funds available to their customers.

The receipt of (or prospect of receiving) fees or reimbursements and other forms of compensation described above may provide a financial intermediary and its salespersons with an incentive to favor sales of Janus Henderson funds' shares over sales of other mutual funds (or non-mutual fund investments) or to favor sales of one class of Janus Henderson funds' shares over sales of another Janus Henderson funds' share class, with respect to which the financial intermediary does not receive such payments or receives them in a lower amount. The receipt of these payments may cause certain financial intermediaries to elevate the prominence of the Janus Henderson funds within such financial intermediary's organization by, for example, placement on a list of preferred or recommended funds and/or the provision of preferential or enhanced opportunities to promote the Janus Henderson funds in various ways within such financial intermediary's organization.

From time to time, certain financial intermediaries approach the Adviser to request that the Adviser make contributions to certain charitable organizations. In these cases, the Adviser's contribution may result in the financial intermediary, or its salespersons, recommending Janus Henderson funds over other mutual funds (or non-mutual fund investments).

The payment arrangements described above will not change the price a contract owner or plan participant pays for Shares nor the amount that a Janus Henderson fund receives to invest on behalf of the contract owner or plan participant. You should consider whether such arrangements exist when evaluating any recommendations from an intermediary to purchase or sell Shares of the Portfolio and, if applicable, when considering which share class of the Portfolio is most appropriate for you. Please contact your insurance company or plan sponsor for details on such arrangements.

PURCHASES

Purchases of Shares may be made only by the separate accounts of insurance companies for the purpose of funding variable insurance contracts or by certain qualified retirement plans. Refer to the prospectus of the appropriate insurance company separate account or your plan documents for information on how to invest in the Shares of the Portfolio. Under certain circumstances, the Portfolio may permit an in-kind purchase of Shares. Participating insurance companies and certain other designated organizations are authorized to receive purchase orders on the Portfolio's behalf. As discussed under "Payments to Financial Intermediaries by the Adviser or its Affiliates," the Adviser and its affiliates make payments to selected insurance companies, qualified plan service providers, or their affiliates, or other financial intermediaries that were instrumental in the acquisition or retention of accounts for the Portfolio or that provide services in connection with investments in the Portfolio. You should consider such arrangements when evaluating any recommendation of the Portfolio.

The Portfolio reserves the right to reject any purchase order, including exchange purchases, for any reason. The Portfolio is not intended for excessive trading. For more information about the Portfolio's policy on excessive trading, refer to "Excessive Trading."

The Portfolio may discontinue sales to a qualified plan and require plan participants with existing investments in the Shares to redeem those investments if the plan loses (or in the opinion of the Adviser, is at risk of losing) its qualified plan status.

In compliance with the Uniting and Strengthening America by Providing Appropriate Tools Required to Intercept and Obstruct Terrorism Act of 2001 ("USA PATRIOT Act"), your insurance company or plan sponsor is required to verify certain information on your account application as part of its Anti-Money Laundering Program. You will be required to provide your full name, date of birth, Social Security number, and permanent street address to assist in verifying your identity. You may also be asked to provide documents that may help to establish your identity. Until verification of your identity is made, your insurance company or plan sponsor may temporarily limit additional share purchases. In addition, your insurance company or plan sponsor may close an account if they are unable to verify a shareholder's identity. Please contact your insurance company or plan sponsor if you need additional assistance when completing your application or additional information about the insurance company or plan sponsor's Anti-Money Laundering Program.

In an effort to ensure compliance with this law, the Adviser's Anti-Money Laundering Program (the "Program") provides for the development of internal practices, procedures and controls, designation of anti-money laundering compliance officers, an ongoing training program, and an independent audit function to determine the effectiveness of the Program.

Potential Conflicts

Although the Portfolio does not currently anticipate any disadvantages to policy owners because the Portfolio offers its Shares to unaffiliated variable annuity and variable life separate accounts of insurance companies that are unaffiliated with the Adviser and to certain qualified retirement plans, there is a possibility that a material conflict may arise. The Trustees monitor events in an effort to identify any disadvantages or material irreconcilable conflicts and to determine what action, if any, should be taken in response. If a material disadvantage or conflict is identified, the Trustees may require one or more insurance company separate accounts or qualified plans to withdraw its investments in the Portfolio or substitute Shares of another portfolio. If this occurs, the Portfolio may be forced to sell its securities at disadvantageous prices. In addition, the Portfolio may refuse to sell its Shares to any separate account or qualified plan or may suspend or terminate the offering of the Portfolio's Shares if such action is required by law or regulatory authority or is in the best interests of the Portfolio's shareholders. It is possible that a qualified plan investing in the Portfolio could lose its qualified plan status under the Internal Revenue Code, which could have adverse tax consequences on insurance company separate accounts investing in the Portfolio. The Adviser intends to monitor such qualified plans, and the Portfolio may discontinue sales to a qualified plan and require plan participants with existing investments in the Portfolio to redeem those investments if a plan loses (or in the opinion of the Adviser is at risk of losing) its qualified plan status.

REDEMPTIONS

Redemptions, like purchases, may be effected only through the separate accounts of participating insurance companies or through certain qualified retirement plans. Please refer to the appropriate separate account prospectus or plan documents for details.

Shares of the Portfolio may be redeemed on any business day on which the Portfolio's NAV is calculated. Redemptions are duly processed at the NAV next calculated after your redemption order is received in good order by the Portfolio or its agents. Redemption proceeds will normally be sent within two business days following receipt of the redemption order. The Portfolio typically expects to meet redemption requests by paying out proceeds from cash or cash equivalent portfolio holdings, or by selling portfolio holdings. In stressed market conditions, and other appropriate circumstances, redemption methods may include borrowing funds or redeeming in-kind.

The Portfolio reserves the right to postpone payment of redemption proceeds for up to seven calendar days. Additionally, the right to require the Portfolio to redeem its Shares may be suspended, or the date of payment may be postponed beyond seven calendar days, whenever: (i) trading on the NYSE is restricted, as determined by the SEC, or the NYSE is closed (except for holidays and weekends); (ii) the SEC permits such suspension and so orders; or (iii) an emergency exists as determined by the SEC so that disposal of securities or determination of NAV is not reasonably practicable.

Large Shareholder Redemptions

Certain large shareholders, such as other portfolios, participating insurance companies, accounts, and affiliates of the Adviser, may from time to time own (beneficially or of record) or control a significant percentage of the Portfolio's Shares. Redemptions by these large shareholders of their holdings in the Portfolio may cause the Portfolio to sell securities at times when it would not otherwise do so, which may negatively impact the Portfolio's NAV and liquidity. Similarly, large Portfolio share purchases may adversely affect the Portfolio's performance to the extent that the Portfolio is delayed in investing new cash and is required to maintain a larger cash position than it ordinarily would. A large shareholder purchase or redemption may also increase transaction costs. In addition, a large redemption could result in the Portfolio's current expenses being allocated over a smaller asset base, which could lead to an increase in the Portfolio's expense ratio.

Redemptions In-Kind

Shares normally will be redeemed for cash, although the Portfolio retains the right to redeem some or all of its shares in-kind under unusual circumstances, in order to protect the interests of remaining shareholders, to accommodate a request by a particular shareholder that does not adversely affect the interests of the remaining shareholders, or in connection with the liquidation of a portfolio, by delivery of securities selected from its assets at its discretion. However, the Portfolio is required to redeem shares solely for cash up to the lesser of \$250,000 or 1% of the NAV of the Portfolio during any 90-day period for any one shareholder. Should redemptions by any shareholder exceed such limitation, the Portfolio will have the option of

redeeming the excess in cash or in-kind. In-kind payment means payment will be made in portfolio securities rather than cash, and may potentially include illiquid investments. Illiquid investments may not be able to be sold quickly or at a price that reflects full value, or there may not be a market for such investments, which could cause the redeeming shareholder to realize losses on the investment if it is sold at a price lower than that at which it had been valued. If the Portfolio makes an in-kind payment, the redeeming shareholder might incur brokerage or other transaction costs to convert the securities to cash, whereas such costs are borne by the Portfolio for cash redemptions.

While the Portfolio may pay redemptions in-kind, the Portfolio may instead choose to raise cash to meet redemption requests through the sale of portfolio securities or permissible borrowings. If the Portfolio is forced to sell securities at an unfavorable time and/or under unfavorable conditions, such sales may adversely affect the Portfolio's NAV and may increase brokerage costs.

EXCESSIVE TRADING

Excessive and Short-Term Trading Policies and Procedures

The Trustees have adopted policies and procedures with respect to short-term and excessive trading of Portfolio shares ("excessive trading"). The Portfolio is intended for long-term investment purposes, and the Portfolio will take reasonable steps to attempt to detect and deter short-term and excessive trading. Transactions placed in violation of the Portfolio's excessive trading policies and procedures may be cancelled or rescinded by the Portfolio by the next business day following receipt by the Portfolio. The trading history of accounts determined to be under common ownership or control within any of the Janus Henderson funds may be considered in enforcing these policies and procedures.

The Janus Henderson funds attempt to deter excessive trading through at least the following methods:

- fair valuation of securities as described under "Pricing of Portfolio Shares"; and
- trade monitoring and transaction restrictions as described below.

The Portfolio monitors for patterns of shareholder short-term trading and may suspend or permanently terminate the purchase and exchange privilege (if permitted by your insurance company or plan sponsor) of any investor who is identified as having a pattern of short-term trading. The Portfolio at all times reserves the right to reject any purchase or exchange request and to modify or terminate the purchase and exchange privileges for any investor for any reason without prior notice, in particular, if the trading activity in the account(s) is deemed to be disruptive to the Portfolio.

The Portfolio's Trustees may approve from time to time a redemption fee to be imposed by any Janus Henderson fund, subject to 60 days' notice to shareholders of that fund.

Investors in other share classes who place transactions through the same insurance company or plan sponsor on an omnibus basis may be deemed part of a group for the purpose of the Portfolio's excessive trading policies and procedures and may be rejected in whole or in part by the Portfolio. Transactions accepted by an insurance company or plan sponsor in violation of the Portfolio's excessive trading policies may be cancelled or revoked by the Portfolio by the next business day following receipt by the Portfolio.

In an attempt to deter excessive trading in omnibus accounts, the Portfolio or its agents may require intermediaries to impose restrictions on the trading activity of accounts traded through those intermediaries. Such restrictions may include, but are not limited to, requiring that trades be placed by U.S. mail, prohibiting future purchases by investors who have recently redeemed Portfolio shares, requiring intermediaries to report information about customers who purchase and redeem large amounts, and similar restrictions. The Portfolio's ability to impose such restrictions with respect to accounts traded through particular intermediaries may vary depending on the systems' capabilities, applicable contractual and legal restrictions, and cooperation of those intermediaries.

Generally, the Portfolio's excessive trading policies and procedures do not apply to (i) a money market fund, although money market funds at all times reserve the right to reject any purchase request (including exchange purchases, if permitted by your insurance company or plan sponsor) for any reason without prior notice; (ii) transactions in the Janus Henderson funds by a Janus Henderson "fund of funds," which is a fund that primarily invests in other Janus Henderson funds; (iii) periodic rebalancing and identifiable transactions by certain funds of funds and asset allocation programs to realign portfolio investments with existing target allocations; and (iv) systematic purchase, exchange, or redemption programs.

The Portfolio's policies and procedures regarding excessive trading may be modified at any time by the Portfolio's Trustees.

Excessive Trading Risks

Excessive trading may present risks to the Portfolio's long-term shareholders. Excessive trading into and out of the Portfolio may disrupt portfolio investment strategies, may create taxable gains to remaining Portfolio shareholders, and may increase Portfolio expenses, all of which may negatively impact investment returns for all remaining shareholders, including long-term shareholders.

Portfolios that invest in foreign securities may be at a greater risk for excessive trading. Investors may attempt to take advantage of anticipated price movements in securities held by a portfolio based on events occurring after the close of a foreign market that may not be reflected in the portfolio's NAV (referred to as "price arbitrage"). Such arbitrage opportunities may also arise in portfolios which do not invest in foreign securities, for example, when trading in a security held by a portfolio is halted and does not resume prior to the time the portfolio calculates its NAV (referred to as "stale pricing"). Portfolios that hold thinly-traded securities, such as certain small-capitalization securities, may be subject to attempted use of arbitrage techniques. To the extent that the Portfolio's valuation of a security differs from the security's market value, short-term arbitrage traders may dilute the NAV of the Portfolio, which negatively impacts long-term shareholders. There is potential for short-term arbitrage trades to dilute the value of the shares held by the Portfolio despite the Portfolio's adoption of policies and procedures intended to reduce the Portfolio's exposure to price arbitrage, stale pricing, and other potential pricing inefficiencies.

There is no assurance that the policies and procedures adopted by the Portfolio to detect and deter excessive trading will be effective in all circumstances. For example, the Portfolio may be unable to completely eliminate the possibility of excessive trading in certain omnibus accounts and other accounts traded through intermediaries. Omnibus accounts may effectively conceal the identity of individual investors and their transactions from the Portfolio and its agents. This makes the Portfolio's identification of excessive trading transactions in the Portfolio through an omnibus account difficult and makes the elimination of excessive trading in the account impractical without the assistance of the intermediary. Moreover, the contract between an insurance company and the owner of a variable insurance contract may govern the frequency with which the contract owner may cause the insurance company to purchase or redeem shares of the Portfolio. Although the Portfolio encourages intermediaries to take necessary actions to detect and deter excessive trading, some intermediaries may be unable or unwilling to do so, and accordingly, the Portfolio cannot eliminate completely the possibility of excessive trading.

Shareholders that invest through an omnibus account should be aware that they may be subject to the policies and procedures of their insurance company or plan sponsor with respect to excessive trading in the Portfolio.

AVAILABILITY OF PORTFOLIO HOLDINGS INFORMATION

The Mutual Fund Holdings Disclosure Policies and Procedures adopted by the Adviser and all mutual funds managed within the Janus Henderson fund complex are designed to be in the best interests of the portfolios and to protect the confidentiality of the portfolios' holdings. The following describes policies and procedures with respect to disclosure of portfolio holdings.

- **Full Holdings.** A schedule of the Portfolio's holdings, consisting of at least the names of the holdings, is generally available on a monthly basis with a 30-day lag and is posted under Full Holdings for the Portfolio at janushenderson.com/VIT. A complete schedule of the Portfolio's holdings is also available semiannually and annually in shareholder reports and, after the first and third fiscal quarters, in Form N-PORT. Information reported in shareholder reports and in Form N-PORT will be made publicly available within 60 days after the end of the respective fiscal quarter. The Portfolio's shareholder reports and Form N-PORT filings are available on the SEC's website at <http://www.sec.gov>. In addition, the Portfolio's shareholder reports are available without charge, upon request, by calling a Janus Henderson representative at 1-877-335-2687 (toll free).
- **Top Holdings.** The Portfolio's top portfolio holdings, in order of position size and as a percentage of the Portfolio's total portfolio, are available monthly with a 15-day lag.
- **Other Information.** The Portfolio may occasionally provide security breakdowns (e.g., industry, sector, regional, market capitalization, and asset allocation) and specific portfolio level performance attribution information and statistics monthly with a 15-day lag. Top/bottom equity securities ranked by performance attribution, including the percentage attribution to Portfolio performance, average Portfolio weighting, and other relevant data points, may be provided monthly with a 15-day lag.

The Adviser may exclude from publication on its websites all or any portion of portfolio holdings or change the time periods of disclosure as deemed necessary to protect the interests of the Janus Henderson funds. Under extraordinary circumstances, exceptions to the Mutual Fund Holdings Disclosure Policies and Procedures may be made by the head of the applicable investment unit or a delegate, in consultation with the Portfolio's Chief Compliance Officer or a delegate. Such exceptions may be made without prior notice to shareholders. A summary of the Portfolio's holdings disclosure policies and procedures, which includes a discussion of any exceptions, is contained in the Portfolio's SAI.

SHAREHOLDER COMMUNICATIONS

Your insurance company or plan sponsor is responsible for providing annual and semiannual reports, including the financial statements of the Portfolio. These reports show the Portfolio's investments and the market value of such investments, as well as other information about the Portfolio and its operations. Please contact your insurance company or plan sponsor to obtain these reports. The Trust's fiscal year ends December 31.

FINANCIAL HIGHLIGHTS

The financial highlights table is intended to help you understand the Portfolio's financial performance for the period ended December 31 of the fiscal years shown. Items "Net asset value, beginning of period" through "Net asset value, end of period" reflect financial results for a single Portfolio Share. The gross expense ratio reflects expenses prior to any expense offset arrangement and waivers (reimbursements), if applicable. The net expense ratio reflects expenses after any expense offset arrangement and waivers (reimbursements), if applicable. The information shown for the fiscal years ended December 31 has been audited by PricewaterhouseCoopers LLP, whose report, along with the Portfolio's financial statements, is included in the Annual Report, which is available upon request, and incorporated by reference into the SAI.

The total returns in the table represent the rate that an investor would have earned (or lost) on an investment in the Institutional Shares of the Portfolio (assuming reinvestment of all dividends and distributions) but do not include charges and expenses attributable to any insurance product. If these charges and expenses had been included, the performance for the years shown would be lower. "Total return" information may include adjustments in accordance with generally accepted accounting principles. As a result, returns may differ from returns for shareholder transactions.

Enterprise Portfolio – Institutional Shares

	Years ended December 31				
	2022	2021	2020	2019	2018
Net Asset Value, Beginning of Period	\$100.51	\$94.21	\$85.46	\$67.02	\$70.65
Income/(Loss) from Investment Operations:					
Net investment income/(loss) ⁽¹⁾	0.20	0.22	0.20	0.29	0.21
Net realized and unrealized gain/(loss)	(16.86)	14.99	14.53	23.06	(0.16)
Total from Investment Operations	(16.66)	15.21	14.73	23.35	0.05
Less Dividends and Distributions:					
Dividends (from net investment income)	(0.17)	(0.33)	(0.06)	(0.16)	(0.18)
Distributions (from capital gains)	(14.10)	(8.58)	(5.92)	(4.75)	(3.50)
Return of capital	—	—	—	—	—
Total Dividends and Distributions	(14.27)	(8.91)	(5.98)	(4.91)	(3.68)
Net Asset Value, End of Period	\$69.58	\$100.51	\$94.21	\$85.46	\$67.02
Total Return*	(15.94)%	16.83%	19.47%	35.48%	(0.41)%
Net Assets, End of Period (in thousands)	\$565,810	\$736,679	\$768,141	\$791,044	\$577,477
Average Net Assets for the Period (in thousands)	\$622,822	\$763,345	\$699,442	\$707,052	\$641,390
Ratios to Average Net Assets**:					
Ratio of Gross Expenses	0.72%	0.71%	0.72%	0.72%	0.72%
Ratio of Net Expenses (After Waivers and Expense Offsets)	0.72%	0.71%	0.72%	0.72%	0.72%
Ratio of Net Investment Income/(Loss)	0.28%	0.22%	0.25%	0.37%	0.29%
Portfolio Turnover Rate	15%	17%	16%	14%	14%

* Total return includes adjustments in accordance with generally accepted accounting principles required at the year or period end and are not annualized for periods of less than one full year. Total return does not include fees, charges, or expenses imposed by the variable annuity and life insurance contracts for which Janus Aspen Series serves as an underlying investment vehicle.

** Annualized for periods of less than one full year.

(1) Per share amounts are calculated based on average shares outstanding during the year or period.

GLOSSARY OF INVESTMENT TERMS

This glossary provides a more detailed description of some of the types of securities, investment strategies, and other instruments in which the Portfolio may invest, as well as some general investment terms. The Portfolio may invest in these instruments to the extent permitted by its investment objective and policies. The Portfolio is not limited by this discussion and may invest in any other types of instruments not precluded by the policies discussed elsewhere in this Prospectus.

EQUITY AND DEBT SECURITIES

Bonds are debt securities issued by a company, municipality, government, or government agency. The issuer of a bond is required to pay the holder the amount of the loan (or par value of the bond) at a specified maturity and to make scheduled interest payments.

Common stocks are equity securities representing shares of ownership in a company and usually carry voting rights and earn dividends. Unlike preferred stock, dividends on common stock are not fixed but are declared at the discretion of the issuer's board of directors.

Convertible securities are preferred stocks or bonds that pay a fixed dividend or interest payment and are convertible into common stock at a specified price or conversion ratio.

Debt securities are securities representing money borrowed that must be repaid at a later date. Such securities have specific maturities and usually a specific rate of interest or an original purchase discount.

Depository receipts are receipts for shares of a foreign-based corporation that entitle the holder to dividends and capital gains on the underlying security. Receipts include those issued by domestic banks (American Depository Receipts), foreign banks (Global or European Depository Receipts), and broker-dealers (depository shares).

Equity securities generally include domestic and foreign common stocks; preferred stocks; securities convertible into common stocks or preferred stocks; warrants to purchase common or preferred stocks; and other securities with equity characteristics.

Exchange-traded funds ("ETFs") are index-based investment companies which hold substantially all of their assets in securities with equity characteristics. As a shareholder of another investment company, the Portfolio would bear its pro rata portion of the other investment company's expenses, including advisory fees, in addition to the expenses the Portfolio bears directly in connection with its own operations.

Fixed-income securities are securities that pay a specified rate of return. The term generally includes short-and long-term government, corporate, and municipal obligations that pay a specified rate of interest, dividends, or coupons for a specified period of time. Coupon and dividend rates may be fixed for the life of the issue or, in the case of adjustable and floating rate securities, for a shorter period.

High-yield/high-risk bonds are bonds that are rated below investment grade by the primary rating agencies (i.e., BB+ or lower by Standard & Poor's and Fitch, or Ba1 or lower by Moody's). Other terms commonly used to describe such bonds include "lower rated bonds," "non-investment grade bonds," and "junk bonds."

Mortgage- and asset-backed securities are shares in a pool of mortgages or other debt instruments. These securities are generally pass-through securities, which means that principal and interest payments on the underlying securities (less servicing fees) are passed through to shareholders on a pro rata basis.

Passive foreign investment companies ("PFICs") are any foreign corporations which generate certain amounts of passive income or hold certain amounts of assets for the production of passive income. Passive income includes dividends, interest, royalties, rents, and annuities. To avoid taxes and interest that the Portfolio must pay if these investments are profitable, the Portfolio may make various elections permitted by the tax laws. These elections could require that the Portfolio recognize taxable income, which in turn must be distributed, before the securities are sold and before cash is received to pay the distributions.

Preferred stocks are equity securities that generally pay dividends at a specified rate and have preference over common stock in the payment of dividends and liquidation. Preferred stock generally does not carry voting rights.

Private placements are securities that are subject to legal and/or contractual restrictions on their sales. These securities may not be listed on an exchange and may have no active trading market. As a result of the absence of a public trading market, the prices of these securities may be more volatile and more difficult to determine than publicly traded securities and these securities may involve heightened risk as compared to investments in securities of publicly traded companies.

Real estate investment trust (“REIT”) is an investment trust that operates through the pooled capital of many investors who buy its shares. Investments are in direct ownership of either income property or mortgage loans. A REIT may be listed on an exchange or traded over-the-counter.

Restricted securities are securities acquired through nonpublic transactions that have limitations on their resale. Restricted securities are unregistered and may only be resold under certain circumstances as noted in Rule 144A of the Securities Act of 1933, as amended (the “1933 Act”).

U.S. Government securities include direct obligations of the U.S. Government that are supported by its full faith and credit. Treasury bills have initial maturities of less than one year, Treasury notes have initial maturities of one to ten years, and Treasury bonds may be issued with any maturity but generally have maturities of at least ten years. U.S. Government securities also include indirect obligations of the U.S. Government that are issued by federal agencies and government sponsored entities. Unlike Treasury securities, agency securities generally are not backed by the full faith and credit of the U.S. Government. Some agency securities are supported by the right of the issuer to borrow from the Treasury, others are supported by the discretionary authority of the U.S. Government to purchase the agency’s obligations, and others are supported only by the credit of the sponsoring agency.

Warrants are securities, typically issued with preferred stock or bonds, which give the holder the right to buy a proportionate amount of common stock at a specified price. The specified price is usually higher than the market price at the time of issuance of the warrant. The right may last for a period of years or indefinitely.

FUTURES, OPTIONS, AND OTHER DERIVATIVES

Credit default swaps are a specific kind of counterparty agreement that allows the transfer of third party credit risk from one party to the other. One party in the swap is a lender and faces credit risk from a third party, and the counterparty in the credit default swap agrees to insure this risk in exchange for regular periodic payments.

Derivatives are instruments that have a value derived from, or directly linked to, an underlying asset (stock, bond, commodity, currency, interest rate or market index). Types of derivatives can include, but are not limited to options, forward currency contracts, swaps, and futures contracts.

Equity-linked structured notes are derivative securities which are specially designed to combine the characteristics of one or more underlying securities and their equity derivatives in a single note form. The return and/or yield or income component may be based on the performance of the underlying equity securities, an equity index, and/or option positions. Equity-linked structured notes are typically offered in limited transactions by financial institutions in either registered or non-registered form.

Equity swaps involve the exchange by two parties of future cash flow (e.g., one cash flow based on a referenced interest rate and the other based on the performance of stock or a stock index).

Forward contracts are contracts to purchase or sell a specified amount of a financial instrument for an agreed upon price at a specified time. Forward contracts are not currently exchange-traded and are typically negotiated on an individual basis. The Portfolio may enter into forward currency contracts for investment purposes or to hedge against declines in the value of securities denominated in, or whose value is tied to, a currency other than the U.S. dollar or to reduce the impact of currency appreciation on purchases of such securities. It may also enter into forward contracts to purchase or sell securities or other financial indices.

Futures contracts are contracts that obligate the buyer to receive and the seller to deliver an instrument or money at a specified price on a specified date. The Portfolio may buy and sell futures contracts on foreign currencies, securities, and financial indices including indices of U.S. Government, foreign government, equity, or fixed-income securities. The Portfolio may also buy options on futures contracts. An option on a futures contract gives the buyer the right, but not the obligation, to buy or sell a futures contract at a specified price on or before a specified date. Futures contracts and options on futures are standardized and traded on designated exchanges. To the extent the Portfolio engages in futures contracts on foreign exchanges, such exchanges may not provide the same protection as U.S. exchanges.

Indexed/structured securities are typically short- to intermediate-term debt securities whose value at maturity or interest rate is linked to currencies, interest rates, equity securities, indices, commodity prices, or other financial indicators. Such securities may be positively or negatively indexed (e.g., their value may increase or decrease if the reference index or

instrument appreciates). Indexed/structured securities may have return characteristics similar to direct investments in the underlying instruments and may be more volatile than the underlying instruments.

Inflation-linked swaps involve the exchange by the Portfolio with another party of its respective commitments to pay or receive interest (e.g., an exchange of fixed rate payments for floating rate payments or an exchange of floating rate payments based on two different reference indices). By design, one of the reference indices is an inflation index, such as the Consumer Price Index.

Interest rate swaps involve the exchange by two parties of their respective commitments to pay or receive interest (e.g., an exchange of floating rate payments for fixed rate payments).

Options are the right, but not the obligation, to buy or sell a specified amount of securities or other assets on or before a fixed date at a predetermined price. The Portfolio may purchase and write put and call options on securities, securities indices, and foreign currencies. The Portfolio may purchase or write such options individually or in combination.

Total return swaps involve an exchange by two parties in which one party makes payments based on a set rate, either fixed or variable, while the other party makes payments based on the return of an underlying asset, which includes both the income it generates and any capital gains over the payment period. A fixed-income total return swap may be written on many different kinds of underlying reference assets, and may include different indices for various kinds of debt securities (e.g., U.S. investment grade bonds, high-yield bonds, or emerging market bonds).

OTHER INVESTMENTS, STRATEGIES, AND/OR TECHNIQUES

Cash sweep program is an arrangement in which the Portfolio's uninvested cash balance is used to purchase shares of affiliated or non-affiliated money market funds or cash management pooled investment vehicles that operate pursuant to the provisions of the Investment Company Act of 1940, as amended, that govern the operation of money market funds at the end of each day.

Diversification is a classification given to a portfolio under the Investment Company Act of 1940, as amended. Portfolios are classified as either diversified or nondiversified. To be classified as diversified under the Investment Company Act of 1940, as amended, a portfolio may not, with respect to 75% of its total assets, invest more than 5% of its total assets in any issuer and may not own more than 10% of the outstanding voting securities of an issuer. A portfolio that is classified as nondiversified under the Investment Company Act of 1940, as amended, on the other hand, has the flexibility to take larger positions in securities than a portfolio that is classified as diversified. However, because the appreciation or depreciation of a single security may have a greater impact on the net asset value of a portfolio which is classified as nondiversified, its share price can be expected to fluctuate more than a comparable portfolio which is classified as diversified.

Leverage is investment exposure which exceeds the initial amount invested. Leverage occurs when the Portfolio increases its assets available for investment using derivatives or other similar transactions. In addition, other investment techniques, such as short sales, can create a leveraging effect.

Market capitalization is the most commonly used measure of the size and value of a company. It is computed by multiplying the current market price of a share of the company's stock by the total number of its shares outstanding. Market capitalization is an important investment criterion for certain portfolios, while others do not emphasize investments in companies of any particular size.

Repatriation is the ability to move liquid financial assets from a foreign country to an investor's country of origin.

Repurchase agreements involve the purchase of a security by the Portfolio and a simultaneous agreement by the seller (generally a bank or dealer) to repurchase the security from the Portfolio at a specified date or upon demand. This technique offers a method of earning income on idle cash.

Short sales in which the Portfolio may engage may be either "short sales against the box" or other short sales. Short sales against the box involve selling short a security that the Portfolio owns, or the Portfolio has the right to obtain the amount of the security sold short at a specified date in the future. The Portfolio may also enter into a short sale to hedge against anticipated declines in the market price of a security or to reduce portfolio volatility. If the value of a security sold short increases prior to the scheduled delivery date, the Portfolio loses the opportunity to participate in the gain.

When-issued, delayed delivery, and forward commitment transactions generally involve the purchase of a security with payment and delivery at some time in the future – i.e., beyond normal settlement. New issues of stocks and bonds, private placements, and U.S. Government securities may be sold in this manner.

This page intentionally left blank.

This page intentionally left blank.

You can make inquiries and request other information, including a Statement of Additional Information, annual report, or semiannual report (as they become available), free of charge, by contacting your insurance company or plan sponsor, or by contacting a Janus Henderson representative at 1-877-335-2687. The Portfolio's Statement of Additional Information and most recent annual and semiannual reports are also available, free of charge, at janushenderson.com/VIT. Additional information about the Portfolio's investments is available in the Portfolio's annual and semiannual reports. In the Portfolio's annual report, you will find a discussion of the market conditions and investment strategies that significantly affected the Portfolio's performance during its last fiscal period. Other information is also available from financial intermediaries that sell Shares of the Portfolio.

The Statement of Additional Information provides detailed information about the Portfolio and is incorporated into this Prospectus by reference. Reports and other information about the Portfolio are available on the Electronic Data Gathering Analysis and Retrieval (EDGAR) Database on the SEC's website at <http://www.sec.gov>. You may obtain copies of this information, after paying a duplicating fee, by electronic request at the following e-mail address: publicinfo@sec.gov.

Janus Henderson

INVESTORS

janushenderson.com/VIT

151 Detroit Street
Denver, CO 80206-4805
1-877-335-2687

Janus Henderson Forty Portfolio

Institutional Shares
Ticker
JACAX

Janus Aspen Series

Prospectus

The Securities and Exchange Commission has not approved or disapproved of these securities or passed on the accuracy or adequacy of this Prospectus. Any representation to the contrary is a criminal offense.

This Prospectus describes Janus Henderson Forty Portfolio (the “Portfolio”), a series of Janus Aspen Series (the “Trust”). Janus Henderson Investors US LLC (the “Adviser”) serves as investment adviser to the Portfolio. The Portfolio currently offers two classes of shares. The Institutional Shares (the “Shares”) are offered by this Prospectus in connection with investment in and payments under variable annuity contracts and variable life insurance contracts (collectively, “variable insurance contracts”), as well as certain qualified retirement plans.

This Prospectus contains information that a prospective purchaser of a variable insurance contract or plan participant should consider in conjunction with the accompanying separate account prospectus of the specific insurance company product before allocating purchase payments or premiums to the Portfolio. Each variable insurance contract involves fees and expenses that are not described in this Prospectus. Refer to the accompanying contract prospectus for information regarding contract fees and expenses and any restrictions on purchases or allocations.

For the purpose of this Prospectus, any reference to the “Janus Henderson funds” is inclusive of all series of the Trust, collectively, unless otherwise noted in this Prospectus.

TABLE OF CONTENTS

PORTFOLIO SUMMARY	
Janus Henderson Forty Portfolio	2
ADDITIONAL INFORMATION ABOUT THE PORTFOLIO	
Fees and expenses	6
Additional investment strategies and general portfolio policies	6
Risks of the Portfolio	10
MANAGEMENT OF THE PORTFOLIO	
Investment adviser	16
Management expenses	16
Portfolio management	18
OTHER INFORMATION	19
DISTRIBUTIONS AND TAXES	20
SHAREHOLDER'S GUIDE	
Pricing of portfolio shares	21
Administrative fees	22
Payments to financial intermediaries by the Adviser or its affiliates	22
Purchases	23
Redemptions	24
Excessive trading	25
Shareholder communications	27
FINANCIAL HIGHLIGHTS	28
GLOSSARY OF INVESTMENT TERMS	29

PORTFOLIO SUMMARY

Janus Henderson Forty Portfolio

Ticker: JACAX Institutional Shares

INVESTMENT OBJECTIVE

Janus Henderson Forty Portfolio (“Forty Portfolio”) seeks long-term growth of capital.

FEES AND EXPENSES OF THE PORTFOLIO

This table describes the fees and expenses that you may pay if you buy, hold, and sell Shares of the Portfolio. **Owners of variable insurance contracts that invest in the Shares should refer to the variable insurance contract prospectus for a description of fees and expenses, as the following table and examples do not reflect deductions at the separate account level or contract level for any charges that may be incurred under a contract. Inclusion of these charges would increase the fees and expenses described below.**

ANNUAL FUND OPERATING EXPENSES

(expenses that you pay each year as a percentage of the value of your investment)

Management Fees ⁽¹⁾	0.48%
Other Expenses	0.07%
Total Annual Fund Operating Expenses	0.55%

(1) This fee may adjust up or down monthly based on the Portfolio’s performance relative to its benchmark index over the performance measurement period. For more information regarding performance-based advisory fees, refer to “Management Expenses” in the Portfolio’s Prospectus.

EXAMPLE:

The Example is intended to help you compare the cost of investing in the Portfolio with the cost of investing in other mutual funds. The Example assumes that you invest \$10,000 in the Portfolio for the time periods indicated, reinvest all dividends and distributions, and then redeem all of your Shares at the end of each period. The Example also assumes that your investment has a 5% return each year and that the Portfolio’s operating expenses remain the same. Although your actual costs may be higher or lower, based on these assumptions your costs would be:

	1 Year	3 Years	5 Years	10 Years
Institutional Shares	\$ 56	\$ 176	\$ 307	\$ 689

Portfolio Turnover: The Portfolio pays transaction costs, such as commissions, when it buys and sells securities (or “turns over” its portfolio). A higher portfolio turnover rate may indicate higher transaction costs. These costs, which are not reflected in annual fund operating expenses or in the Example, affect the Portfolio’s performance. During the most recent fiscal year, the Portfolio’s turnover rate was 39% of the average value of its portfolio.

PRINCIPAL INVESTMENT STRATEGIES

The Portfolio pursues its investment objective by normally investing primarily in a portfolio of 30-40 common stocks selected for their growth potential. The Portfolio may invest in companies of any size but will invest primarily in larger, well-established companies. The Portfolio may also invest in foreign securities. The Portfolio is classified as nondiversified, which allows it to hold larger positions in securities compared to a portfolio that is classified as diversified. As of December 31, 2022, the Portfolio held stocks of 34 companies. Of these holdings, 30 comprised approximately 97.65% of the Portfolio’s holdings.

Portfolio management applies a “bottom-up” approach that focuses on fundamental research and considers, among other factors, a company’s sustainable competitive advantages, long-term growth potential, and shareholder value. The Portfolio will generally consider selling a security when, in portfolio management’s opinion, there is a deterioration in a company’s financials, the investment thesis for owning the position has changed, or if the security exceeds its targeted value.

The Portfolio may seek to earn additional income through lending its securities to certain qualified broker-dealers and institutions on a short-term or long-term basis, in an amount equal to up to one-third of its total assets as determined at the time of the loan origination.

PRINCIPAL INVESTMENT RISKS

The biggest risk is that the Portfolio's returns will vary, and you could lose money. The Portfolio is designed for long-term investors seeking an equity portfolio, including common stocks. Common stocks tend to be more volatile than many other investment choices. The principal risks associated with investing in the Portfolio are set forth below.

Market Risk. The value of the Portfolio's holdings may decrease due to short-term market movements and over more prolonged market downturns. As a result, the Portfolio's net asset value may fluctuate and it may be more difficult to value or sell the Portfolio's holdings. Market risk may affect a single issuer, industry, economic sector, or the market as a whole. Market risk may be magnified if certain social, political, economic, and other conditions and events (such as terrorism, conflicts, including related sanctions, social unrest, natural disasters, epidemics and pandemics, including COVID-19) adversely interrupt the global economy and financial markets. It is important to understand that the value of your investment may fall, sometimes sharply, in response to changes in the market, and you could lose money.

Portfolio Management Risk. The Portfolio is an actively managed investment portfolio and is therefore subject to the risk that the investment strategies and research process employed for the Portfolio may fail to produce the intended results. The Portfolio may underperform its benchmark index or other mutual funds with similar investment objectives.

Growth Securities Risk. Securities of companies perceived to be "growth" companies may be more volatile than other stocks and may involve special risks. If portfolio management's perception of a company's growth potential is not realized, the securities purchased may not perform as expected, reducing the Portfolio's returns. In addition, because different types of stocks tend to shift in and out of favor depending on market and economic conditions, "growth" stocks may perform differently from other types of securities and the market as a whole.

Nondiversification Risk. The Portfolio is classified as nondiversified under the Investment Company Act of 1940, as amended. This gives portfolio management more flexibility to hold larger positions in securities. As a result, an increase or decrease in the value of a single security held by the Portfolio may have a greater impact on the Portfolio's net asset value and total return.

Issuer Concentration Risk. The Portfolio's holdings may be comprised of a relatively small number of issuers in comparison to other funds. As a result, the Portfolio may be subject to greater risks than a portfolio that invests in a greater number of issuers. A change in the value of any single investment held by the Portfolio may affect the overall value of the Portfolio more than it would affect a portfolio that holds more investments. In particular, the Portfolio may be more susceptible to adverse developments affecting any single issuer held by the Portfolio and may be susceptible to greater losses because of these developments. The Portfolio's policy of concentrating its portfolio in a smaller number of holdings could result in more volatility in the Portfolio's performance and share price.

Industry and Sector Risk. Although the Portfolio does not concentrate its investments in specific sectors, it may have a significant portion of its assets invested in securities of companies conducting similar business or business within the same economic sector. Companies in the same industry or economic sector may be similarly affected by economic or market events, making the Portfolio more vulnerable to unfavorable developments than portfolios that invest more broadly. As the Portfolio's holdings become more concentrated, the Portfolio is less able to spread risk and potentially reduce the risk of loss and volatility. In addition, the Portfolio may be overweight or underweight in certain industries or sectors relative to its benchmark index, which may cause the Portfolio's performance to be more or less sensitive to developments affecting those sectors.

Mid-Sized Companies Risk. Investments in securities issued by mid-sized companies may involve greater risks than are customarily associated with larger, more established companies. For example, while mid-sized companies may realize more substantial growth than larger or more established issuers, they may also suffer more significant losses as a result of their narrow product lines, limited operating history, greater exposure to competitive threats, limited financial resources, limited trading markets, and the potential lack of management depth. Securities issued by mid-sized companies tend to be more volatile than securities issued by larger or more established companies and may underperform as compared to the securities of larger or more established companies. These holdings are also subject to wider price fluctuations and tend to be less liquid

than stocks of larger or more established companies, which could have a significant adverse effect on the Portfolio's returns, especially as market conditions change.

Foreign Exposure Risk. Foreign markets can be more volatile than the U.S. market. As a result, the Portfolio's returns and net asset value may be affected by fluctuations in currency exchange rates or political or economic conditions in a particular country. In some foreign markets, there may not be protection against failure by other parties to complete transactions. It may not be possible for the Portfolio to repatriate capital, dividends, interest, and other income from a particular country or governmental entity. In addition, a market swing in one or more countries or regions where the Portfolio has invested a significant amount of its assets may have a greater effect on the Portfolio's performance than it would in a more geographically diversified portfolio.

Securities Lending Risk. There is the risk that when portfolio securities are lent, the securities may not be returned on a timely basis, and the Portfolio may experience delays and costs in recovering the security or gaining access to the collateral provided to the Portfolio to collateralize the loan. If the Portfolio is unable to recover a security on loan, the Portfolio may use the collateral to purchase replacement securities in the market. There is a risk that the value of the collateral could decrease below the cost of the replacement security by the time the replacement investment is made, resulting in a loss to the Portfolio.

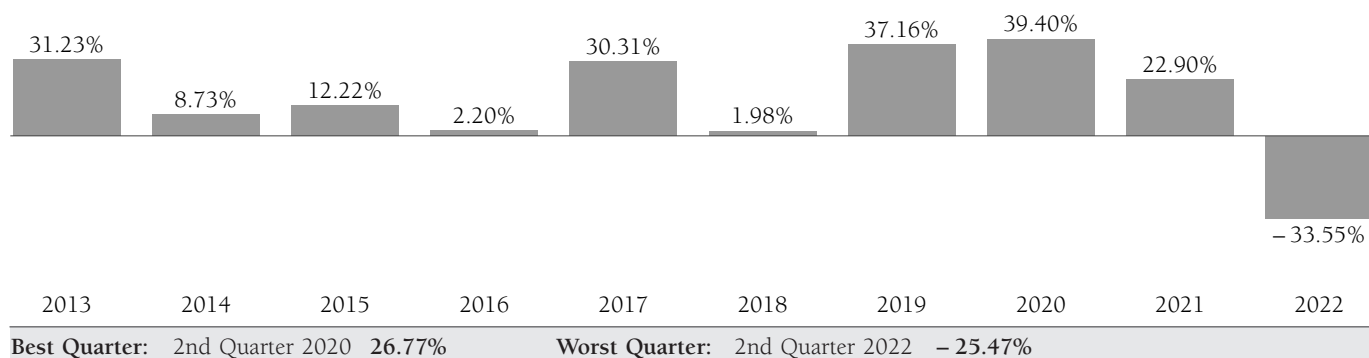
An investment in the Portfolio is not a bank deposit and is not insured or guaranteed by the Federal Deposit Insurance Corporation or any other government agency.

PERFORMANCE INFORMATION

The following information provides some indication of the risks of investing in the Portfolio by showing how the Portfolio's performance has varied over time. The bar chart depicts the change in performance from year to year during the periods indicated, but does not include charges or expenses attributable to any insurance product, which would lower the performance illustrated. Total return figures include the effect of the Portfolio's expenses. The table compares the average annual returns for the Institutional Shares of the Portfolio for the periods indicated to a broad-based securities market index, as well as to one or more supplemental indices that have investment characteristics similar to those of the Portfolio. All figures assume reinvestment of dividends and distributions.

The Portfolio's past performance does not necessarily indicate how it will perform in the future. Updated performance information is available at janushenderson.com/VITperformance or by calling 1-877-335-2687.

Annual Total Returns for Institutional Shares (calendar year-end)



Average Annual Total Returns (periods ended 12/31/22)

	1 Year	5 Years	10 Years	Since Inception (5/1/97)
Forty Portfolio				
Institutional Shares	- 33.55%	9.75%	13.00%	11.11%
Russell 1000 [®] Growth Index (reflects no deduction for fees, expenses, or taxes)	- 29.14%	10.96%	14.10%	8.30%
S&P 500 [®] Index (reflects no deduction for fees, expenses, or taxes)	- 18.11%	9.42%	12.56%	8.30%

The Portfolio's primary benchmark index is the Russell 1000 Growth Index. The Portfolio also compares its performance to the S&P 500 Index. The indices are described below.

- The Russell 1000 Growth Index measures the performance of those Russell 1000 companies with higher price-to-book ratios and higher forecasted growth values.
- The S&P 500 Index is a commonly recognized, market capitalization-weighted index of 500 widely held equity securities, designed to measure broad U.S. equity performance.

MANAGEMENT

Investment Adviser: Janus Henderson Investors US LLC

Portfolio Management: **A. Douglas Rao** is Executive Vice President and Co-Portfolio Manager of the Portfolio, which he has managed or co-managed since June 2013. **Brian Recht** is Executive Vice President and Co-Portfolio Manager of the Portfolio, which he has co-managed since March 2022. **Nick Schommer**, CFA, is Executive Vice President and Co-Portfolio Manager of the Portfolio, which he has co-managed since January 2016.

PURCHASE AND SALE OF PORTFOLIO SHARES

Purchases of Shares may be made only by the separate accounts of insurance companies for the purpose of funding variable insurance contracts or by certain qualified retirement plans. Redemptions, like purchases, may be effected only through the separate accounts of participating insurance companies or through qualified retirement plans. Requests are duly processed at the NAV next calculated after your order is received in good order by the Portfolio or its agents. Refer to the appropriate separate account prospectus or plan documents for details.

TAX INFORMATION

Because Shares of the Portfolio may be purchased only through variable insurance contracts and certain qualified retirement plans, it is anticipated that any income dividends or net capital gains distributions made by the Portfolio will be exempt from current federal income taxation if left to accumulate within the variable insurance contract or qualified retirement plan. The federal income tax status of your investment depends on the features of your qualified retirement plan or variable insurance contract.

PAYMENTS TO INSURERS, BROKER-DEALERS, AND OTHER FINANCIAL INTERMEDIARIES

Portfolio shares are generally available only through an insurer's variable contracts, or through certain employer or other retirement plans (Retirement Products). Retirement Products are generally purchased through a broker-dealer or other financial intermediary. The Portfolio or its distributor (or its affiliates) may make payments to the insurer and/or its related companies for distribution and/or other services; some of the payments may go to broker-dealers and other financial intermediaries. These payments may create a conflict of interest for an intermediary, or be a factor in the insurer's decision to include the Portfolio as an underlying investment option in a variable contract. Ask your financial advisor, visit your intermediary's website, or consult your insurance contract prospectus for more information.

ADDITIONAL INFORMATION ABOUT THE PORTFOLIO

FEES AND EXPENSES

Please refer to the following important information when reviewing the “Fees and Expenses of the Portfolio” table in the Portfolio Summary of the Prospectus. The fees and expenses shown were determined based on average net assets as of the fiscal year ended December 31, 2022.

- “Annual Fund Operating Expenses” are paid out of the Portfolio’s assets and include fees for portfolio management and administrative services, including recordkeeping, subaccounting, and other shareholder services. You do not pay these fees directly but, as the Example in the Portfolio Summary shows, these costs are borne indirectly by all shareholders.
- The “Management Fee” is the investment advisory fee rate paid by the Portfolio to the Adviser. Forty Portfolio pays an investment advisory fee rate that adjusts up or down by a variable rate of up to 0.15% (assuming constant assets) on a monthly basis based upon the Portfolio’s performance relative to its benchmark index during a measurement period. This base fee rate, prior to any performance adjustment, is 0.64%. Refer to “Management Expenses” in this Prospectus for additional information with further description in the Statement of Additional Information (“SAI”).
- “Other Expenses”
 - include an administrative services fee of 0.05% of the average daily net assets to compensate insurance companies or other financial intermediaries for services provided to contract owners and plan participants.
 - include acquired fund fees and expenses, which are indirect expenses the Portfolio may incur as a result of investing in shares of an underlying fund, to the extent such expenses are less than 0.01%. “Acquired Fund” refers to any underlying fund (including, but not limited to, exchange-traded funds) in which a portfolio invests or has invested during the period. To the extent that the Portfolio invests in Acquired Funds, the Portfolio’s “Total Annual Fund Operating Expenses” may not correlate to the “Ratio of gross expenses to average net assets” presented in the Financial Highlights table because that ratio includes only the direct operating expenses incurred by the Portfolio, not the indirect costs of investing in Acquired Funds. Such amounts are less than 0.01%.
 - may include reimbursement to Janus Henderson Services US LLC (the “Transfer Agent”), the Portfolio’s transfer agent, of its out-of-pocket costs for serving as transfer agent and providing servicing to shareholders, including servicing provided by third parties.
 - include custodian fees and expenses, legal and auditing fees, printing and mailing costs of sending reports and other information to existing shareholders, and Independent Trustees’ fees and expenses.
- All expenses in the Portfolio’s “Fees and Expenses of the Portfolio” table are shown without the effect of expense offset arrangements. Pursuant to such arrangements, credits realized as a result of uninvested cash balances are used to reduce custodian and transfer agent expenses.

ADDITIONAL INVESTMENT STRATEGIES AND GENERAL PORTFOLIO POLICIES

The Portfolio’s Board of Trustees (“Trustees”) may change the Portfolio’s investment objective or non-fundamental principal investment strategies without a shareholder vote. The Portfolio will notify you in writing at least 60 days before making any such change it considers material. If there is a material change to the Portfolio’s investment objective or principal investment strategies, you should consider whether the Portfolio remains an appropriate investment for you. There is no guarantee that the Portfolio will achieve its investment objective.

Unless otherwise stated, the following section provides additional information about the investment strategies and general policies that are summarized in the Portfolio Summary section, including the types of securities the Portfolio may invest in when pursuing its investment objective. This section also describes investment strategies and policies that the Portfolio may use to a lesser extent. These non-principal investment strategies and policies may become more important in the future since the Portfolio’s composition can change over time. Except for the Portfolio’s policies with respect to illiquid investments, borrowing, and derivatives use, the percentage limitations included in these policies and elsewhere in this Prospectus and/or the SAI normally apply only at the time of purchase of a security. So, for example, if the Portfolio exceeds a limit, other than illiquid investments, borrowing, and derivatives use, as a result of market fluctuations or the sale of other securities, it will not be required to dispose of any securities. The “Glossary of Investment Terms” includes descriptions of investment terms used throughout the Prospectus.

Security Selection

The Portfolio pursues its investment objective by normally investing primarily in a portfolio of 30-40 common stocks selected for their growth potential. Portfolio management applies a “bottom-up” approach that focuses on fundamental research and considers, among other factors, a company’s sustainable competitive advantages, long-term growth potential, and shareholder value. The Portfolio will generally consider selling a security when, in portfolio management’s opinion, there is a deterioration in a company’s financial, the investment thesis for owning the position has changed, or if the security exceeds its targeted value.

Cash Position

The Portfolio may not always stay fully invested. For example, when portfolio management believes that market conditions are unfavorable for investing, or when it is otherwise unable to locate attractive investment opportunities, the Portfolio’s cash or similar investments may increase. When the Portfolio’s investments in cash or similar investments increase, it may not participate in market advances or declines to the same extent that it would if the Portfolio remained more fully invested. To the extent the Portfolio invests its uninvested cash through a sweep program (meaning its uninvested cash is pooled with uninvested cash of other funds and invested in certain securities such as repurchase agreements), it is subject to the risks of the account or fund into which it is investing, including liquidity issues that may delay the Portfolio from accessing its cash.

In addition, the Portfolio may temporarily increase its cash position under certain unusual circumstances, such as to protect its assets or maintain liquidity in certain circumstances to meet unusually large redemptions. The Portfolio’s cash position may also increase temporarily due to unusually large cash inflows. Under unusual circumstances such as these, the Portfolio may invest up to 100% of its assets in cash or similar investments. In this case, the Portfolio may take positions that are inconsistent with its investment policies. As a result, the Portfolio may not achieve its investment objective.

Emerging Markets

Within the parameters of its specific investment policies, the Portfolio may invest in securities of issuers or companies from or with exposure to one or more “developing countries” or “emerging market countries.” Such countries include, but are not limited to, countries included in the MSCI Emerging Markets IndexSM.

Foreign Securities

The Portfolio may invest in foreign securities. Portfolio management seeks investments that meet the selection criteria, regardless of where an issuer or company is located. Foreign securities are generally selected on a security-by-security basis without regard to any predetermined allocation among countries or geographic regions. However, certain factors, such as expected levels of inflation, government policies influencing business conditions, the outlook for currency relationships, and prospects for economic growth among countries, regions, or geographic areas, may warrant greater consideration in selecting foreign securities. The Portfolio may at times have significant foreign exposure, including exposure to emerging markets.

High-Yield/High-Risk Bonds

Within the parameters of their specific investment policies, the Portfolio may invest in bonds that are rated below investment grade (also known as a “junk” bond), such as BB+ or lower by Standard & Poor’s Ratings Services (“Standard & Poor’s”) and Fitch, Inc. (“Fitch”), or Ba1 or lower by Moody’s Investors Service, Inc. (“Moody’s”) or is an unrated bond of similar quality. The Portfolio may also invest in unrated bonds of foreign and domestic issuers.

Illiquid Investments

The Portfolio will not acquire any illiquid investment if, immediately after the acquisition, the Portfolio would have invested more than 15% of its net assets in illiquid investments that are assets. An illiquid investment is any investment that the Portfolio reasonably expects cannot be sold or disposed of in current market conditions in seven calendar days or less without the sale or disposition significantly changing the market value of the investment.

Initial Public Offerings and Secondary Offerings

The Portfolio may purchase shares issued as part of, or a short period after, a company’s initial public offering (“IPO”), and may at times dispose of those shares shortly after their acquisition. An IPO is the first sale of stock by a private company to the public. IPOs are often issued by smaller, younger companies seeking the capital to expand, but can also be done by large privately-owned companies looking to become publicly traded. The Portfolio may also purchase shares in offerings made by companies that are publicly traded (“secondary offerings”). Secondary offerings may be made by companies for a number of reasons, including as part of a refinancing, to raise capital for growth, and/or to provide existing shareholders with a way to register and sell restricted shares.

Nondiversification

Diversification is a way to reduce risk by investing in a broad range of stocks or other securities. The Portfolio is classified as nondiversified. A portfolio that is classified as nondiversified has the ability to take larger positions in securities than a portfolio that is classified as diversified. This gives a portfolio which is classified as nondiversified more flexibility to focus its investments in companies that portfolio management has identified as the most attractive for the investment objective and strategy of the portfolio. However, because the appreciation or depreciation of a single security may have a greater impact on the net asset value of a portfolio which is classified as nondiversified, its share price can be expected to fluctuate more than a comparable portfolio which is classified as diversified. This fluctuation, if significant, may affect the performance of the portfolio.

Portfolio Turnover

In general, the Portfolio intends to purchase securities for long-term investment, although, to a limited extent, the Portfolio may purchase securities in anticipation of relatively short-term gains. Short-term transactions may also result from liquidity needs, securities having reached a price or yield objective, changes in interest rates or the credit standing of an issuer, or by reason of economic or other developments not foreseen at the time of the initial investment decision. The Portfolio may also sell one security and simultaneously purchase the same or a comparable security to take advantage of short-term differentials in bond yields or securities prices. Portfolio turnover is affected by market conditions, changes in the size of the Portfolio (including due to shareholder purchases and redemptions), the nature of the Portfolio's investments, and portfolio management's investment style. Changes are normally made in the Portfolio's holdings whenever portfolio management believes such changes are desirable. Portfolio turnover rates are generally not a factor in making buy and sell decisions for the Portfolio.

Increased portfolio turnover may result in higher costs for brokerage commissions, dealer mark-ups, and other transaction costs. Higher costs associated with increased portfolio turnover also may have a negative effect on the Portfolio's performance. The "Financial Highlights" section of this Prospectus shows the Portfolio's historical turnover rates.

REITs and Real Estate-Related Securities

The Portfolio may invest in equity and debt securities of real estate-related companies. Such companies may include those in the real estate industry or real estate-related industries. These securities may include common stocks, preferred stocks, and other securities, including, but not limited to, mortgage-backed securities, real estate-backed securities, securities of real estate investment trusts ("REITs") and similar REIT-like entities (such as real estate operation companies ("REOCs")). A REIT is an entity that invests in real estate-related projects, such as properties, mortgage loans, and construction loans. REITs are often categorized as equity REITs, mortgage REITs, and hybrid REITs. An equity REIT, the most common type of REIT, invests primarily in the fee ownership of land and buildings. An equity REIT derives its income primarily from rental income but may also realize capital gains or losses by selling real estate properties in its portfolio that have appreciated or depreciated in value. A mortgage REIT invests primarily in mortgages on real estate, which may secure construction, development, or long-term loans. A mortgage REIT generally derives its income from interest payments on the credit it has extended. A hybrid REIT combines the characteristics of equity REITs and mortgage REITs, generally by holding both ownership interests and mortgage interests in real estate.

Similar to REITs, REOCs are publicly-traded real estate companies that typically engage in the development, management or financing of real estate, such as homebuilders, hotel management companies, land developers and brokers. REOCs, however, have not elected (or are not eligible) to be taxed as a REIT. The reasons for not making such an election include the (i) availability of tax-loss carry-forwards, (ii) operation in non-REIT-qualifying lines of business, and (iii) ability to retain earnings. Instead, REOCs are generally structured as "C" corporations under the Internal Revenue Code of 1986, as amended, and, as a result, are not required to distribute any portion of their income. In this regard, although REOCs do not receive the same favorable tax treatment that is accorded to REITs, REOCs are typically subject to fewer restrictions than REITs, including the ability to retain and/or reinvest funds from operations and more flexibility in terms of the real estate investments they can make.

Securities Lending

The Portfolio may seek to earn additional income through lending its securities to certain qualified broker-dealers and institutions on a short-term or long-term basis in an amount equal to up to one-third of its total assets as determined at the time of the loan origination. When the Portfolio lends its securities, it receives collateral (including cash collateral), at least equal to the value of securities loaned. The Portfolio may earn income by investing this collateral in one or more affiliated or

non-affiliated cash management vehicles or in time deposits. It is also possible that, due to a decline in the value of a cash management vehicle in which collateral is invested, the Portfolio may lose money. There is also the risk that when portfolio securities are lent, the securities may not be returned on a timely basis, and the Portfolio may experience delays and costs in recovering the security or gaining access to the collateral provided to the Portfolio to collateralize the loan. If the Portfolio is unable to recover a security on loan, the Portfolio may use the collateral to purchase replacement securities in the market. There is a risk that the value of the collateral could decrease below the cost of the replacement security by the time the replacement investment is made, resulting in a loss to the Portfolio. In certain circumstances, individual loan transactions could yield negative returns. The Adviser intends to manage a portion of the cash collateral in an affiliated cash management vehicle and will receive an investment advisory fee for managing such assets.

Short Sales

The Portfolio may invest in short positions through short sales of stocks and structured products, and through derivatives that include swaps, uncovered written calls, and futures. The Portfolio's gross notional exposure to short positions may not exceed 10% of the Portfolio's net assets.

The Portfolio may also engage in short sales "against the box" and options for hedging purposes that are not subject to the limits set forth above. Short sales against the box involve selling short a security that the Portfolio owns, or the Portfolio has the right to obtain the amount of the security sold short at a specified date in the future. The Portfolio may also enter into a short sale to hedge against anticipated declines in the market price of a security or to reduce portfolio volatility.

A short sale is generally a transaction in which the Portfolio sells a security it does not own or have the right to acquire (or that it owns but does not wish to deliver) in anticipation that the market price of that security will decline. To complete the transaction, the Portfolio must borrow the security to make delivery to the buyer. The Portfolio is then obligated to replace the security borrowed by purchasing the security at the market price at the time of replacement. A short sale is subject to the risk that if the price of the security sold short increases in value, the Portfolio will incur a loss because it will have to replace the security sold short by purchasing it at a higher price. In addition, the Portfolio may not always be able to close out a short position at a particular time or at an acceptable price. A lender may request, or market conditions may dictate, that the borrowed securities be returned to the lender on short notice, and the Portfolio may have to buy the borrowed securities at an unfavorable price. If this occurs at a time when other short sellers of the same security also want to close out their positions, a "short squeeze" can occur, which means that the demand is greater than the supply for the stock sold short. If a short squeeze occurs, it is more likely that the Portfolio will have to cover its short sale at an unfavorable price and potentially reduce or eliminate any gain, or cause a loss, as a result of the short sale. Because there is no upper limit to the price a borrowed security may reach prior to closing a short position, the Portfolio's losses are potentially unlimited in a short sale transaction. The Portfolio's gains and losses will also be decreased or increased, as the case may be, by the amount of any dividends, interest, or expenses, including transaction costs and borrowing fees, the Portfolio may be required to pay in connection with a short sale. Such payments may result in the Portfolio having higher expenses than a portfolio that does not engage in short sales and may negatively affect the Portfolio's performance.

The Portfolio may enter into a derivatives transaction to obtain short investment exposure to an underlying reference asset. If the value of the underlying reference asset on which the Portfolio has obtained short investment exposure increases, the Portfolio will incur a loss. This potential loss is theoretically unlimited. A short exposure through a derivative also exposes the Portfolio to credit risk, counterparty risk, and leverage risk.

Special Purpose Acquisition Companies

The Portfolio may invest in stock, warrants, and other securities of special purpose acquisition companies ("SPACs") or similar entities that pool funds to seek potential acquisition opportunities. Unless and until an acquisition is completed, a SPAC typically invests its assets (less a portion retained to cover expenses) in U.S. Government securities, money market fund securities, and cash. If an acquisition that meets the requirements for the SPAC is not completed within a pre-established period of time (typically two years), the invested funds are returned to the SPAC's shareholders. Because SPACs and similar entities are in essence blank check companies without an operating history or ongoing business other than seeking acquisitions, the value of a SPAC's securities is particularly dependent on the ability of the SPAC's management to timely identify and complete a profitable acquisition. Some SPACs may pursue acquisitions only within certain industries or regions, which may increase the volatility of their prices. To the extent the SPAC is invested in cash or similar securities while awaiting an acquisition opportunity, the Portfolio's ability to meet its investment objective may be negatively impacted. In addition, some SPACs may be traded in the over-the-counter market and may be considered illiquid and/or be subject to restrictions on resale.

Special Situations

The Portfolio may invest in companies that demonstrate special situations or turnarounds, meaning companies that have experienced significant business problems but are believed to have favorable prospects for recovery. For example, a special situation or turnaround may arise when, in the opinion of portfolio management, the securities of a particular issuer will be recognized as undervalued by the market and appreciate in value due to a specific development with respect to that issuer. Special situations may include significant changes in a company's allocation of its existing capital, a restructuring of assets, or a redirection of free cash flow. For example, issuers undergoing significant capital changes may include companies involved in spin-offs, sales of divisions, mergers or acquisitions, companies involved in bankruptcy proceedings, or companies initiating large changes in their debt to equity ratio. Companies that are redirecting cash flows may be reducing debt, repurchasing shares, or paying dividends. Special situations may also result from: (i) significant changes in industry structure through regulatory developments or shifts in competition; (ii) a new or improved product, service, operation, or technological advance; (iii) changes in senior management or other extraordinary corporate event; (iv) differences in market supply of and demand for the security; or (v) significant changes in cost structure. Investments in "special situations" companies can present greater risks than investments in companies not experiencing special situations, and the Portfolio's performance could be adversely impacted if the securities selected decline in value or fail to appreciate in value.

Other Types of Investments

Unless otherwise stated within its specific investment policies, the Portfolio may also invest in other types of domestic and foreign securities and use other investment strategies. These securities and strategies are not intended to be principal investment strategies of the Portfolio. If successful, they may benefit the Portfolio by earning a return on the Portfolio's assets or reducing risk; however, they may not achieve the Portfolio's investment objective. These securities and strategies may include:

- debt securities (such as bonds, notes, sovereign debt, and debentures)
- preferred stocks and securities convertible into common stocks or preferred stocks
- indexed/structured securities (such as commercial and residential mortgage- and asset-backed securities)
- securities purchased on a when-issued, delayed delivery, or forward commitment basis
- equity and fixed-income securities issued in private placement transactions

RISKS OF THE PORTFOLIO

The value of your investment will vary over time, sometimes significantly, and you may lose money by investing in the Portfolio. To varying degrees, the Portfolio may invest in stocks, fixed-income securities, money market instruments or cash/cash equivalents, and derivatives. The following information is intended to help you better understand some of the risks of investing in the Portfolio, including those risks that are summarized in the Portfolio Summary section. This information also includes descriptions of other risks the Portfolio may be subject to as a result of additional investment strategies and general policies that may apply to the Portfolio. The impact of the following risks on the Portfolio may vary depending on the Portfolio's investments. The greater the Portfolio's investment in a particular security, the greater the Portfolio's exposure to the risks associated with that security. Before investing in the Portfolio, you should consider carefully the risks that you assume when investing in the Portfolio.

Counterparty Risk. Portfolio transactions involving a counterparty are subject to the risk that the counterparty or a third party will not fulfill its obligation to the Portfolio ("counterparty risk"). Counterparty risk may arise because of the counterparty's financial condition (i.e., financial difficulties, bankruptcy, or insolvency), market activities and developments, or other reasons, whether foreseen or not. A counterparty's inability to fulfill its obligation may result in significant financial loss to the Portfolio. The Portfolio may be unable to recover its investment from the counterparty or may obtain a limited recovery, and/or recovery may be delayed. The Portfolio may be exposed to counterparty risk to the extent it participates in lending its securities to third parties and/or cash sweep arrangements whereby the Portfolio's cash balance is invested in one or more types of cash management vehicles or in time deposits. In addition, the Portfolio may be exposed to counterparty risk through its investments in certain securities, including, but not limited to, repurchase agreements, debt securities, and derivatives (including various types of swaps, futures, and options). The Portfolio intends to enter into financial transactions with counterparties that the Adviser believes to be creditworthy at the time of the transaction. There is always the risk that the Adviser's analysis of a counterparty's creditworthiness is incorrect or may change due to market conditions. To the extent

that the Portfolio focuses its transactions with a limited number of counterparties, it will have greater exposure to the risks associated with one or more counterparties.

Emerging Markets Risk. Within the parameters of its specific investment policies, the Portfolio may invest in securities of issuers or companies from or with exposure to one or more “developing countries” or “emerging market countries.” Such countries include, but are not limited to, countries included in the MSCI Emerging Markets Index. To the extent that the Portfolio invests a significant amount of its assets in one or more of these countries, its returns and net asset value may be affected to a large degree by events and economic conditions in such countries. The risks of foreign investing are heightened when investing in emerging markets, which may result in the price of investments in emerging markets experiencing sudden and sharp price swings. In many developing markets, there is less government supervision and regulation of stock exchanges, brokers, and listed companies than in more developed markets, making these investments potentially more volatile in price and less liquid than investments in developed securities markets, resulting in greater risk to investors. There is a risk in developing countries that a current or future economic or political crisis could lead to price controls, forced mergers of companies, expropriation or confiscatory taxation, imposition or enforcement of foreign ownership limits, seizure, nationalization, sanctions or imposition of restrictions by various governmental entities on investment and trading, or creation of government monopolies, any of which may have a detrimental effect on the Portfolio’s investments.

The securities markets of many of these emerging market countries may also be smaller, less liquid, and subject to greater price volatility than those in the United States. In the event of a default on any investments in foreign debt obligations, it may be more difficult for the Portfolio to obtain or to enforce a judgment against the issuers of such securities. In addition, the Portfolio’s investments may be denominated in foreign currencies and therefore, changes in the value of a country’s currency compared to the U.S. dollar may affect the value of the Portfolio’s investments. To the extent that the Portfolio invests a significant portion of its assets in the securities of emerging markets issuers in or companies of a single country or region, it is more likely to be impacted by events or conditions affecting that country or region, which could have a negative impact on the Portfolio’s performance. The Portfolio may be subject to emerging markets risk to the extent that it invests in securities of issuers or companies which are not considered to be from emerging markets, but which have customers, products, or transactions associated with emerging markets.

Eurozone Risk. A number of countries in the European Union (“EU”) have experienced, and may continue to experience, severe economic and financial difficulties. In particular, many EU nations are susceptible to economic risks associated with high levels of debt, notably due to investments in sovereign debt. These events have adversely affected the exchange rate of the euro and may continue to significantly affect European countries. As a result, financial markets in the EU have been subject to increased volatility and declines in asset values and liquidity. Responses to these financial problems by European governments, central banks, and others, including austerity measures and reforms, may not work, may result in social unrest, and may limit future growth and economic recovery or have other unintended consequences. All of these developments may continue to significantly affect the economies of all EU countries, which in turn may have a material adverse effect on the Portfolio’s investments in such countries, other countries that depend on EU countries for significant amounts of trade or investment, or issuers with exposure to debt issued by certain EU countries.

Foreign Exposure Risk. Within the parameters of its specific investment policies, the Portfolio may invest in foreign debt and equity securities either indirectly (e.g., depositary receipts, depositary shares, and passive foreign investment companies) or directly in foreign markets, including emerging markets. Additional risks may be present with respect to investments in securities of issuers or companies that are economically tied to different countries throughout the world. An issuer is deemed to be economically tied to a country or countries if one or more of the following tests are met: (i) the issuer is organized in, or its primary business office or principal trading market of its equity is located in, the country; (ii) a majority of the issuer’s revenues are derived from one or more countries; or (iii) a majority of the issuer’s assets are located in one or more countries. Investments in foreign securities, including securities of foreign and emerging market governments, may involve greater risks than investing in domestic securities because the Portfolio’s performance may depend on factors other than the performance of a particular company. These factors include:

- **Currency Risk.** As long as the Portfolio holds a foreign security, its value will be affected by the value of the local currency relative to the U.S. dollar. When the Portfolio sells a foreign currency denominated security, its value may be worth less in U.S. dollars even if the security increases in value in its home country. U.S. dollar-denominated securities of foreign issuers may also be affected by currency risk, as the value of these securities may also be affected by changes in the issuer’s local currency.

- **Political and Economic Risk.** Foreign investments may be subject to increased political and economic risks, including the imposition of economic and other sanctions. Sanctions imposed by the U.S. Government on other countries or persons or issuers operating in such countries could restrict the Portfolio's ability to buy affected securities or force the Portfolio to dispose of any affected securities it has previously purchased at an inopportune time. As a result, the Portfolio may experience a greater risk of loss with respect to securities impacted by such sanctions.

Political and economic risks may be heightened in emerging markets, which may have relatively unstable governments, immature economic structures, national policies restricting investments by foreigners, social instability, and different and/or developing legal systems. In some countries, there is the risk that the government may take over the assets or operations of a company or that the government may impose withholding and other taxes or limits on the removal of the Portfolio's assets from that country. In addition, the economies of emerging markets may be predominantly based on only a few industries, may be highly vulnerable to changes in local or global trade conditions, and may suffer from extreme and volatile debt burdens or inflation rates.

- **Regulatory Risk.** There may be less government supervision of foreign markets. As a result, foreign issuers may not be subject to the uniform accounting, auditing, and financial reporting standards and practices applicable to domestic issuers, and there may be less publicly available information about foreign issuers.
- **Foreign Market Risk.** Foreign securities markets, particularly those of emerging market countries, may be less liquid and more volatile than domestic markets. These securities markets may trade a small number of securities, may have a limited number of issuers and a high proportion of shares, or may be held by a relatively small number of persons or institutions. Local securities markets may be unable to respond effectively to increases in trading volume, potentially making prompt liquidation of substantial holdings difficult or impossible at times. It is also possible that certain markets may require payment for securities before delivery, and delays may be encountered in settling securities transactions. In some foreign markets, there may not be protection against failure by other parties to complete transactions. It may not be possible for the Portfolio to repatriate capital, dividends, interest, and other income from a particular country or governmental entity. In addition, securities of issuers located in or economically tied to countries with emerging markets may have limited marketability and may be subject to more abrupt or erratic price movements which could also have a negative effect on the Portfolio. Such factors may hinder the Portfolio's ability to buy and sell emerging market securities in a timely manner, affecting the Portfolio's investment strategies and potentially affecting the value of the Portfolio.
- **Geographic Concentration Risk.** To the extent that the Portfolio invests a substantial amount of its assets in issuers located in a single country or region, the economic, political, social, regulatory, or other developments or conditions within such country or region will generally have a greater effect on the Portfolio than they would on a more geographically diversified portfolio, which may result in greater losses and volatility. Adverse developments in certain regions could also adversely affect securities of other countries whose economies appear to be unrelated and could have a negative impact on the Portfolio's performance.
- **Transaction Costs.** Costs of buying, selling, and holding foreign securities, including brokerage, tax, and custody costs, may be higher than those involved in domestic transactions.

High-Yield/High-Risk Bond Risk. High-yield/high-risk bonds (also known as "junk" bonds) are bonds rated below investment grade by the primary rating agencies such as Standard & Poor's, Fitch, and Moody's or are unrated bonds of similar quality. The value of lower quality bonds generally is more dependent on credit risk than investment grade bonds. Issuers of high-yield/high-risk bonds may not be as strong financially as those issuing bonds with higher credit ratings and are more vulnerable to real or perceived economic changes, political changes, or adverse developments specific to the issuer. In addition, the junk bond market can experience sudden and sharp price swings.

Please refer to the "Explanation of Rating Categories" section of the SAI for a description of bond rating categories.

Industry and Sector Risk. Industry and sector risk is the possibility that a group of related securities will decline in price due to industry-specific or economic sector-specific developments. Companies in the same or similar industries and economic sectors may share common characteristics and are more likely to react similarly to industry-specific market or economic developments. The Portfolio's investments, if any, in multiple companies in a particular industry or economic sector may increase the Portfolio's exposure to industry and sector risk.

Inflation Risk. Inflation creates uncertainty over the future real value of an investment (the value after adjusting for inflation). The real value of certain assets or real income from investments will be less in the future as inflation decreases the value of

money. As inflation increases, the present value of the Portfolio's assets and distributions may decline. This risk is more prevalent with respect to debt securities held by the Portfolio, as applicable. Inflation rates may change frequently and drastically as a result of various factors, including unexpected shifts in the domestic or global economy. Moreover, the Portfolio's investments may not keep pace with inflation, which may result in losses to Portfolio shareholders or adversely affect the real value of shareholders' investment in the Portfolio. Portfolio shareholders' expectation of future inflation can also impact the current value of the Portfolio's holdings, resulting in lower asset values and potential losses. This risk may be elevated compared to historical market conditions because of recent monetary policy measures and the current interest rate environment.

Initial Public Offering and Secondary Offering Risk. The Portfolio's purchase of shares issued in an initial public offering ("IPO") exposes it to the risks associated with companies that have little operating history as public companies, as well as to the risks inherent in those sectors of the market where these new issuers operate. Attractive IPOs are often oversubscribed and may not be available to the Portfolio, or may be available only in very limited quantities. The market for IPO issuers has been volatile, and share prices of newly public companies have fluctuated up and down significantly over short periods of time. Although IPO investments may have had a positive impact on certain portfolios' performance in the past, there can be no assurance that the Portfolio will identify favorable IPO investment opportunities in the future. In addition, under certain market conditions, a relatively small number of companies may issue securities in IPOs. Similarly, as the number of portfolios to which IPO securities are allocated increases, the number of securities issued to any one portfolio may decrease. In addition, as the Portfolio increases in size, the impact of IPOs on the Portfolio's performance will generally decrease.

The Portfolio may purchase shares in secondary offerings. Secondary offerings may expose the Portfolio to some of the risks of IPOs. Participation in secondary offerings may have a magnified impact on the performance of a portfolio to the extent that it has a small asset base and the portfolio may not experience similar performance as its assets grow. Secondary offering shares frequently are volatile in price. As a result, the Portfolio may hold secondary offering shares for a very short period of time. This may increase the portfolio turnover rate of the Portfolio and may lead to increased expenses for the Portfolio, such as commissions and transaction costs. In addition, secondary offering shares can experience an immediate drop in value if the demand for the securities does not continue to support the offering price.

Liquidity Risk. The Portfolio may invest in securities or instruments that do not trade actively or in large volumes, and may make investments that are less liquid than other investments. Also, the Portfolio may make investments that may become less liquid in response to market developments or adverse investor perceptions. Investments that are illiquid or that trade in lower volumes may be more difficult to value. When there is no willing buyer and investments cannot be readily sold at the desired time or price, the Portfolio may have to accept a lower price or may not be able to sell the security or instrument at all. Investments in foreign securities, particularly those of issuers located in emerging market countries, tend to have greater exposure to liquidity risk than domestic securities. In unusual market conditions, even normally liquid securities may be affected by a degree of liquidity risk (i.e., if the number and capacity of traditional market participants is reduced). An inability to sell one or more portfolio positions can adversely affect the Portfolio's value or prevent the Portfolio from being able to take advantage of other investment opportunities.

Liquidity risk may also refer to the risk that the Portfolio will not be able to pay redemption proceeds within the allowable time period because of unusual market conditions, an unusually high volume of redemption requests, or other reasons. While the Portfolio may pay redemptions in-kind, the Portfolio may instead choose to raise cash to meet redemption requests through the sale of portfolio securities or permissible borrowings. If the Portfolio is forced to sell securities at an unfavorable time and/or under unfavorable conditions, such sales may adversely affect the Portfolio's net asset value and may increase brokerage costs.

Market Risk. The value of the Portfolio's holdings may decrease if the value of one or more issuers in the Portfolio decreases. Further, regardless of how well individual companies or securities perform, the value of the Portfolio's holdings could also decrease if there are deteriorating economic or market conditions, including, but not limited to, a general decline in prices on the stock markets, a general decline in real estate markets, a decline in commodities prices, or if the market favors different types of securities than the types of securities in which the Portfolio invests. If the value of the Portfolio's holdings decreases, the Portfolio's net asset value will also decrease, which means if you sell your shares in the Portfolio you may lose money. Market risk may affect a single issuer, industry, economic sector, or the market as a whole.

The increasing interconnectivity between global economies and financial markets increases the likelihood that events or conditions in one region or financial market may adversely impact issuers in a different country, region or financial market.

Social, political, economic and other conditions and events, such as natural disasters, health emergencies (e.g., epidemics and pandemics), terrorism, conflicts and social unrest, including related sanctions, could reduce consumer demand or economic output, result in market closures, travel restrictions and/or quarantines, and generally have a significant impact on the global economies and financial markets.

- **COVID-19 Pandemic.** The effects of COVID-19 have contributed to increased volatility in global financial markets and have affected and may continue to affect certain countries, regions, issuers, industries and market sectors more dramatically than others. These conditions and events could have a significant impact on the Portfolio and its investments, the Portfolio's ability to meet redemption requests, and the processes and operations of the Portfolio's service providers, including the Adviser.
- **Russia/Ukraine Invasion.** Russia launched a large-scale invasion of Ukraine on February 24, 2022. The extent and duration of the military action, resulting sanctions, and resulting future market disruptions in the region are impossible to predict, but could be significant and have a severe adverse effect on the region, including significant negative impacts on the economy and the markets for certain securities and commodities, such as oil and natural gas, as well as other sectors.

Nondiversification Risk. The Portfolio is classified as nondiversified under the Investment Company Act of 1940, as amended. As a result, an increase or decrease in the value of a single security held by the Portfolio may have a greater impact on the Portfolio's net asset value and total return. Being nondiversified may also make the Portfolio more susceptible to financial, economic, political, or other developments that may impact a security. Although the Portfolio may satisfy the requirements for a diversified portfolio, and has from time to time operated as diversified, its nondiversified classification gives portfolio management more flexibility to hold larger positions in securities than a portfolio that is classified as diversified.

Private Placements and Other Restricted Securities Risk. Investments in private placements and other restricted securities could decrease the Portfolio's liquidity profile or prevent the Portfolio from disposing of them promptly at advantageous prices. Private placements and restricted securities may be less liquid than other investments because such securities may not always be readily sold in broad public markets and may have no active trading market. As a result, they may be difficult to value because market quotations may not be readily available. Transaction costs may be higher for these securities, and the Portfolio may get only limited information about the issuer of a private placement or other restricted security.

REIT Risk. To the extent that the Portfolio holds REITs and REIT-like entities, it may be subject to the additional risks associated with REIT and REIT-like investments. REITs and REIT-like entities are subject to heavy cash flow dependency to allow them to make distributions to their shareholders. The prices of equity REITs are affected by changes in the value of the underlying property owned by the REITs, changes in capital markets and interest rates, management skill in running a REIT, and the creditworthiness of the REIT. The prices of mortgage REITs are affected by the quality of any credit they extend, the creditworthiness of the mortgages they hold, as well as by the value of the property that secures the mortgages. In addition, mortgage REITs (similar to direct investments in mortgage-backed securities) are subject to prepayment risk. Equity REITs and mortgage REITs are subject to heavy cash flow dependency, defaults by borrowers, and self-liquidation. There is also the risk that borrowers under mortgages held by a REIT or lessees of a property that a REIT owns may be unable to meet their obligations to the REIT. In the event of a default by a borrower or lessee, the REIT may incur substantial costs associated with protecting its investments. While equity REITs and mortgage REITs may provide exposure to a large number of properties, such properties may be concentrated in a particular industry, region, or housing type, making such investments more vulnerable to unfavorable developments to economic or market events. Certain "special purpose" REITs in which the Portfolio may invest focus their assets in specific real property sectors, such as hotels, shopping malls, nursing homes, or warehouses, and are therefore subject to the specific risks associated with adverse developments in these sectors. The Portfolio's shareholders will indirectly bear their proportionate share of the REIT's expenses, in addition to their proportionate share of the Portfolio's expenses. The value of investments in REOCs will generally be affected by the same factors that adversely affect REIT investments; however, REOCs may also be adversely affected by income streams derived from businesses other than real estate ownership.

Additionally, a REIT that fails to comply with federal tax requirements affecting REITs may be subject to federal income taxation, or the federal tax requirement that a REIT distribute substantially all of its net income to its shareholders may result in a REIT having insufficient capital for future expenditures. REITs are also subject to certain provisions under federal tax law and the failure of a company to qualify as a REIT could have adverse consequences for the Portfolio, including significantly reducing the return to the Portfolio on its investment in such company.

Small- and Mid-Sized Companies Risk. The Portfolio's investments in securities issued by small- and mid-sized companies, which can include smaller, start-up companies offering emerging products or services, may involve greater risks than are customarily associated with larger, more established companies. For example, while small- and mid-sized companies may realize more substantial growth than larger or more established issuers, they may also suffer more significant losses as a result of their narrow product lines, limited operating history, greater exposure to competitive threats, limited financial resources, limited trading markets, and the potential lack of management depth. Securities issued by small- and mid-sized companies tend to be more volatile and somewhat more speculative than securities issued by larger or more established companies and may underperform as compared to the securities of larger or more established companies. These holdings are also subject to wider price fluctuations and tend to be less liquid than stocks of larger or more established companies, which could have a significant adverse effect on the Portfolio's returns, especially as market conditions change.

Sovereign Debt Risk. The Portfolio may invest in U.S. and non-U.S. government debt securities ("sovereign debt"). Investments in sovereign debt, especially the debt of certain emerging market countries, can involve a high degree of risk, including the risk that the governmental entity that controls the repayment of sovereign debt may not be willing or able to repay the principal and/or to pay the interest on its sovereign debt in a timely manner. A sovereign debtor's willingness or ability to satisfy its debt obligation may be affected by various factors, including its cash flow situation, the extent of its foreign currency reserves, the availability of foreign exchange when a payment is due, the relative size of its debt position in relation to its economy as a whole, the sovereign debtor's policy toward international lenders, and local political constraints to which the governmental entity may be subject. Sovereign debtors may also be dependent on expected disbursements from foreign governments, multilateral agencies, and other entities. The failure of a sovereign debtor to implement economic reforms, achieve specified levels of economic performance, or repay principal or interest when due may result in the cancellation of third party commitments to lend funds to the sovereign debtor, which may further impair such debtor's ability or willingness to timely service its debts. The Portfolio may be requested to participate in the rescheduling of such sovereign debt and to extend further loans to governmental entities, which may adversely affect the Portfolio's holdings. In the event of default, there may be limited or no legal remedies for collecting sovereign debt and there may be no bankruptcy proceedings through which the Portfolio may collect all or part of the sovereign debt that a governmental entity has not repaid. In addition, to the extent the Portfolio invests in non-U.S. sovereign debt, it may be subject to currency risk.

MANAGEMENT OF THE PORTFOLIO

INVESTMENT ADVISER

Janus Henderson Investors US LLC, 151 Detroit Street, Denver, Colorado 80206-4805, is the investment adviser to the Portfolio. The Adviser is responsible for the day-to-day management of the Portfolio's investment portfolio and furnishes continuous advice and recommendations concerning the Portfolio's investments. The Adviser also provides certain administration and other services and is responsible for other business affairs of the Portfolio.

The Adviser (together with its predecessors and affiliates) has served as investment adviser to the Janus Henderson mutual funds since 1970 and currently serves as investment adviser to all of the Janus Henderson mutual funds as well as the Janus Henderson exchange-traded funds, acts as subadviser for a number of private-label mutual funds, and provides separate account advisory services for institutional accounts and other unregistered products.

The Trust and the Adviser have received an exemptive order from the Securities and Exchange Commission (the "SEC") that permits the Adviser, subject to the approval of the Trustees, to appoint or replace certain subadvisers to manage all or a portion of the Portfolio's assets and enter into, amend, or terminate a subadvisory agreement with certain subadvisers without obtaining shareholder approval (a "manager-of-managers structure"). The manager-of-managers structure applies to subadvisers that are not affiliated with the Trust or the Adviser ("non-affiliated subadvisers"), as well as any subadviser that is an indirect or direct "wholly-owned subsidiary" (as such term is defined by the Investment Company Act of 1940, as amended) of the Adviser or of another company that, indirectly or directly, wholly owns the Adviser (collectively, "wholly-owned subadvisers").

Pursuant to the order, the Adviser, with the approval of the Trustees, has the discretion to terminate any subadviser and allocate and, as appropriate, reallocate the Portfolio's assets among the Adviser and any other non-affiliated subadvisers or wholly-owned subadvisers (including terminating a non-affiliated subadviser and replacing it with a wholly-owned subadviser). To the extent that the Portfolio's assets are allocated to one or more subadvisers, the Adviser, subject to oversight by the Trustees, would have the responsibility to oversee such subadviser(s) to the Portfolio and to recommend for approval by the Trustees, the hiring, termination, and replacement of a subadviser for the Portfolio. In the event that the Adviser hires a subadviser pursuant to the manager-of-managers structure, the Portfolio would provide shareholders with information about the subadviser and subadvisory agreement within 90 days.

The Adviser furnishes certain administration, compliance, and accounting services to the Portfolio, including providing office space for the Portfolio and providing personnel to serve as officers to the Portfolio. The Portfolio reimburses the Adviser for certain of its costs in providing these services (to the extent the Adviser seeks reimbursement and such costs are not otherwise waived). These costs include some or all of the salaries, fees, and expenses of the Adviser's employees and Portfolio officers, including the Portfolio's Chief Compliance Officer and compliance staff, that provide specified administration and compliance services to the Portfolio. The Portfolio pays these costs based on out-of-pocket expenses incurred by the Adviser, and these costs are separate and apart from advisory fees and other expenses paid in connection with the investment advisory services the Adviser provides to the Portfolio.

MANAGEMENT EXPENSES

The Portfolio pays the Adviser an investment advisory fee and incurs expenses, including administrative services fees payable pursuant to the Transfer Agency Agreement, any other transfer agent and custodian fees and expenses, legal and auditing fees, printing and mailing costs of sending reports and other information to existing shareholders, and Independent Trustees' fees and expenses. The Portfolio's investment advisory fee is calculated daily and paid monthly. The Portfolio's advisory agreement details the investment advisory fee and other expenses that the Portfolio must pay.

Forty Portfolio pays an investment advisory fee rate that may adjust up or down based on the Portfolio's performance relative to the cumulative investment record of its benchmark index, the Russell 1000 Growth Index, over a rolling 36-month performance measurement period.

The table below reflects the Portfolio's base fee rate (expressed as an annual rate), as well as the actual investment advisory fee rate paid by the Portfolio to the Adviser. The third column shows the full performance rate for outperformance or underperformance during the measurement period relative to the Portfolio's benchmark index. The fourth column shows the performance adjusted investment advisory fee rate, which is equal to the Portfolio's base fee rate plus or minus the performance adjustment over the period. This fourth column shows the actual amount of the investment advisory fee rate paid by the Portfolio as of the end of the fiscal year.

As an example, if the Portfolio outperformed its benchmark index over the performance measurement period by its full performance rate (listed in the table below), the advisory fee would increase by 0.15% (assuming constant assets). Conversely, if the Portfolio underperformed its benchmark index over the performance measurement period by its full performance rate (listed in the table below), the advisory fee would decrease by 0.15% (assuming constant assets). Actual performance within the full range of the full performance rate may result in positive or negative incremental adjustments to the advisory fee of greater or less than 0.15%. Additional details discussing the performance fee are included below with further description in the SAI.

Portfolio Name	Base Fee Rate (%)	Full Performance Rate vs. Benchmark Index	Performance Adjusted/Actual Investment Advisory Fee Rate (%) (for the fiscal year ended December 31, 2022)
Forty Portfolio	0.64	± 8.50%	0.48

The investment advisory fee rate is determined by calculating a base fee (shown in the previous table) and applying a performance adjustment (described in further detail below). The performance adjustment either increases or decreases the base fee depending on how well the Portfolio has performed relative to the Russell 1000 Growth Index.

The calculation of the performance adjustment applies as follows:

Investment Advisory Fee = Base Fee Rate +/- Performance Adjustment

The investment advisory fee rate paid to the Adviser by the Portfolio consists of two components: (1) a base fee calculated by applying the contractual fixed rate of the advisory fee to the Portfolio's average daily net assets during the previous month ("Base Fee Rate"), plus or minus (2) a performance-fee adjustment ("Performance Adjustment") calculated by applying a variable rate of up to 0.15% (positive or negative) to the Portfolio's average daily net assets based on the Portfolio's relative performance compared to the cumulative investment record of its benchmark index over a 36-month rolling performance measurement period.

No Performance Adjustment is applied unless the difference between the Portfolio's investment performance and the cumulative investment record of the Portfolio's benchmark index is 0.50% or greater (positive or negative) during the applicable performance measurement period. The Base Fee Rate is subject to an upward or downward Performance Adjustment for every full 0.50% increment by which the Portfolio outperforms or underperforms its benchmark index. Because the Performance Adjustment is tied to the Portfolio's relative performance compared to its benchmark index (and not its absolute performance), the Performance Adjustment could increase the Adviser's fee even if the Portfolio's Shares lose value during the performance measurement period and could decrease the Adviser's fee even if the Portfolio's Shares increase in value during the performance measurement period. For purposes of computing the Base Fee Rate and the Performance Adjustment, net assets are averaged over different periods (average daily net assets during the previous month for the Base Fee Rate, versus average daily net assets during the performance measurement period for the Performance Adjustment). Performance of the Portfolio is calculated net of expenses whereas the Portfolio's benchmark index does not have any fees or expenses. Reinvestment of dividends and distributions is included in calculating both the performance of the Portfolio and the Portfolio's benchmark index. The Base Fee Rate is calculated and accrued daily. The Performance Adjustment is calculated monthly in arrears and is accrued throughout the month. The investment advisory fee is paid monthly in arrears. Under extreme circumstances involving underperformance by a rapidly shrinking Portfolio, the dollar amount of the Performance Adjustment could be more than the dollar amount of the Base Fee Rate. In such circumstances, the Adviser would reimburse the Portfolio.

The investment performance of the Portfolio's Service Shares for the performance measurement period is used to calculate the Performance Adjustment. After the Adviser determines whether the Portfolio's performance was above or below its benchmark index by comparing the investment performance of the Portfolio's Service Shares against the cumulative investment record of the Portfolio's benchmark index, the Adviser applies the same Performance Adjustment (positive or negative) across each other class of shares of the Portfolio, as applicable. It is not possible to predict the effect of the Performance Adjustment on future overall compensation to the Adviser since it depends on the performance of the Portfolio relative to the record of the Portfolio's benchmark index and future changes to the size of the Portfolio.

A discussion regarding the basis for the Trustees' approval of the Portfolio's investment advisory agreement is included in the Portfolio's annual report (for the period ending December 31) and semiannual report (for the period ending June 30) to shareholders. You can request the Portfolio's annual or semiannual reports (as they become available), free of charge, by contacting your plan sponsor, broker-dealer, or financial intermediary, or by contacting a Janus Henderson representative at 1-877-335-2687. The reports are also available, free of charge, at janushenderson.com/VIT.

PORTFOLIO MANAGEMENT

Forty Portfolio

Co-Portfolio Managers A. Douglas Rao, Brian Recht, and Nick Schommer jointly share responsibility for the day-to-day management of the Portfolio, with no limitation on the authority of one co-portfolio manager in relation to the others.

A. Douglas Rao is Executive Vice President and Co-Portfolio Manager of Forty Portfolio, which he has managed or co-managed since June 2013. Mr. Rao is also Portfolio Manager of other Janus Henderson accounts. He holds a Bachelor of Arts degree in History from the University of Virginia and a Master of Business Administration degree from the University of California, Los Angeles.

Brian Recht is Executive Vice President and Co-Portfolio Manager of Forty Portfolio, which he has co-managed since March 2022. Mr. Recht is also Portfolio Manager of other Janus Henderson accounts and performs duties as an analyst. He joined the Adviser in 2015. Mr. Recht holds a Bachelor of Arts degree (summa cum laude) in Government from Dartmouth College where he was a member of Phi Beta Kappa. He also holds a Master of Business Administration degree from the Stanford Graduate School of Business and a Juris Doctorate from Stanford Law School.

Nick Schommer, CFA, is Executive Vice President and Co-Portfolio Manager of Forty Portfolio, which he has co-managed since January 2016. Mr. Schommer is also Portfolio Manager of other Janus Henderson accounts. He holds a Bachelor of Science degree in Chemistry from the U.S. Military Academy at West Point, where he was recognized as a Distinguished Cadet and Phi Kappa Phi, and a Master of Business Administration degree from the UCLA Anderson School of Management. Mr. Schommer holds the Chartered Financial Analyst designation.

Information about portfolio management's compensation structure and other accounts managed, as well as the aggregate range of their individual ownership in the Portfolio(s) that they manage and certain other mutual funds advised by the Adviser, is included in the SAI.

Conflicts of Interest

The Adviser manages other funds and numerous other accounts, which may include separate accounts and other pooled investment vehicles, such as hedge funds. Side-by-side management of multiple accounts, including the management of a cash collateral pool for securities lending and investing the Janus Henderson funds' cash, may give rise to conflicts of interest among those accounts, and may create potential risks, such as the risk that investment activity in one account may adversely affect another account. For example, short sale activity in an account could adversely affect the market value of long positions in one or more other accounts (and vice versa). Side-by-side management may raise additional potential conflicts of interest relating to the allocation of investment opportunities and the aggregation and allocation of trades. A further discussion of potential conflicts of interest and a discussion of certain procedures intended to mitigate such potential conflicts are contained in the Portfolio's SAI.

OTHER INFORMATION

CLASSES OF SHARES

Only Institutional Shares are offered by this Prospectus. The Shares are available only in connection with investment in and payments under variable insurance contracts, as well as certain qualified retirement plans. Service Shares are offered only in connection with investment in and payments under variable insurance contracts, as well as certain qualified retirement plans, that require a fee from Portfolio assets to procure distribution and/or administrative services to contract owners and plan participants. Because the expenses of each class may differ, the performance of each class is expected to differ. If you would like additional information about the Service Shares, please call 1-800-525-0020. In addition, for an analysis of fees associated with an investment in either share class or other similar funds, please visit www.finra.org/fundalyzer.

CLOSED PORTFOLIO POLICIES

The Portfolio may limit sales of its Shares to new investors. If sales of the Portfolio are limited, it is expected that existing shareholders invested in the Portfolio would be permitted to continue to purchase Shares through their existing Portfolio accounts and to reinvest any dividends or capital gains distributions in such accounts, absent highly unusual circumstances. Requests for new accounts into a closed portfolio would be reviewed by management, taking into consideration eligibility requirements and whether the addition to the portfolio is believed to negatively impact existing portfolio shareholders. The closed portfolio may decline opening new accounts, including eligible new accounts, if it would be in the best interests of the portfolio and its shareholders. If applicable, additional information regarding general policies and exceptions can be found in a closed portfolio's prospectuses.

LIQUIDATION/REORGANIZATION OF A PORTFOLIO

It is important to know that, pursuant to the Trust's Amended and Restated Trust Instrument, the Trustees have the authority to merge, liquidate, and/or reorganize a portfolio into another portfolio without seeking shareholder vote or consent.

DISTRIBUTION OF THE PORTFOLIO

The Portfolio is distributed by Janus Henderson Distributors US LLC (the "Distributor"), which is a member of the Financial Industry Regulatory Authority, Inc. ("FINRA"). To obtain information about FINRA member firms and their associated persons, you may contact FINRA at www.finra.org, or 1-800-289-9999.

DISTRIBUTIONS AND TAXES

DISTRIBUTIONS

To avoid taxation of the Portfolio, the Internal Revenue Code of 1986, as amended (the “Internal Revenue Code”) requires the Portfolio to distribute all or substantially all of its net investment income and any net capital gains realized on its investments at least annually. The Portfolio’s income from certain dividends, interest, and any net realized short-term capital gains are paid to shareholders as ordinary income dividends. Net realized long-term capital gains, if any, are paid to shareholders as capital gains distributions, regardless of how long Shares of the Portfolio have been held. A portion of the Portfolio’s distributions received from REITs may be classified as a return of capital for federal income tax purposes. As a result, the Portfolio is more likely to make distributions that are treated as returns of capital, and possibly in greater amounts, than a portfolio that does not invest in REITs. Distributions are made at the class level, so they may vary from class to class within a single portfolio.

Distribution Schedule

Dividends for the Portfolio are normally declared and distributed in June and December. Capital gains are normally declared and distributed in June. However, in certain situations it may be necessary for the Portfolio to declare and distribute capital gains in December. If necessary, dividends and net capital gains may be distributed at other times as well. Unless otherwise instructed, distributions of net investment income and net capital gains, if any, are automatically reinvested in additional Shares of the Portfolio.

How Distributions Affect the Portfolio’s NAV

Distributions are paid to shareholders as of the record date of a distribution of the Portfolio, regardless of how long the Shares have been held. Undistributed dividends and net capital gains are included in the Portfolio’s daily net asset value (“NAV”). The share price of the Portfolio drops by the amount of the distribution, net of any subsequent market fluctuations. For example, assume that on December 31, the Portfolio declared a dividend in the amount of \$0.25 per share. If the Portfolio’s share price was \$10.00 on December 30, the Portfolio’s share price on December 31 would be \$9.75, barring market fluctuations.

TAXES

Taxes on Distributions

Because Shares of the Portfolio may be purchased only through variable insurance contracts and certain qualified retirement plans, it is anticipated that any income dividends or net capital gains distributions made by the Portfolio will be exempt from current federal income taxation if left to accumulate within the variable insurance contract or qualified retirement plan. Generally, withdrawals from such contracts or plans may be subject to federal income tax at ordinary income rates and, if withdrawals are made from a retirement plan before age 59½, a 10% penalty tax may be imposed. The federal income tax status of your investment depends on the features of your qualified retirement plan or variable insurance contract. Further information may be found in your plan documents or in the prospectus of the separate account offering such contract.

Taxation of the Portfolio

Dividends, interest, and some capital gains received by the Portfolio on foreign securities may be subject to foreign tax withholding or other foreign taxes. If the Portfolio is eligible, it may from year to year make the election permitted under Section 853 of the Internal Revenue Code to pass through such taxes to shareholders as a foreign tax credit. If such an election is not made, any foreign taxes paid or accrued will represent an expense to the Portfolio.

The Portfolio does not expect to pay any federal income or excise taxes because it intends to meet certain requirements of the Internal Revenue Code. In addition, because the Shares of the Portfolio are sold in connection with variable insurance contracts, the Portfolio intends to satisfy the diversification requirements applicable to insurance company separate accounts under the Internal Revenue Code. If the Portfolio invests in partnerships, it may be subject to state tax liabilities.

SHAREHOLDER'S GUIDE

Investors may not purchase or redeem Shares of the Portfolio directly. Shares may be purchased or redeemed only through variable insurance contracts offered by the separate accounts of participating insurance companies or through certain qualified retirement plans. **Refer to the prospectus for the participating insurance company's separate account or your plan documents for instructions on purchasing or selling variable insurance contracts and on how to select the Portfolio as an investment option for a contract or a qualified retirement plan.**

With certain exceptions, the Portfolio is generally available only to shareholders residing in the United States and employees of the Adviser or its affiliates. For purposes of this policy, the Portfolio requires that a shareholder and/or entity be a U.S. citizen residing in the United States or a U.S. Territory (including overseas U.S. military or diplomatic addresses) or a resident alien residing in the United States or a U.S. Territory with a valid U.S. Taxpayer Identification Number to open an account with the Portfolio.

PRICING OF PORTFOLIO SHARES

The per share NAV for each class is computed by dividing the total value of assets allocated to the class, less liabilities allocated to that class, by the total number of outstanding shares of the class. The Portfolio's NAV is calculated as of the close of the trading session of the New York Stock Exchange ("NYSE") (normally 4:00 p.m. New York time) each day that the NYSE is open ("business day"). However, the time at which the Portfolio's NAV is calculated may be changed if trading on the NYSE is restricted, the NYSE closes at a different time, or as permitted by the SEC. Foreign securities held by the Portfolio may be traded on days and at times when the NYSE is closed and the NAV is therefore not calculated. Accordingly, the value of the Portfolio's holdings may change on days that are not business days in the United States and on which you will not be able to purchase or redeem the Portfolio's Shares.

All purchases and redemptions will be duly processed at the NAV next calculated after your request is received in good order by the Portfolio or its agents. In order to receive a day's price, your order must be received in good order by the Portfolio (or insurance company or plan sponsor) or its agents by the close of the trading session of the NYSE.

Portfolio holdings are valued in accordance with policies and procedures established by the Adviser pursuant to Rule 2a-5 under the Investment Company Act of 1940, as amended, and approved by and subject to the oversight of the Trustees (the "Valuation Procedures"). To the extent available, domestic and foreign equity securities traded on a securities exchange are generally valued at readily available market quotations, which are (i) the official close prices or (ii) last sale prices on the primary market or exchange in which the securities trade. Most fixed-income securities are typically valued using an evaluated bid price supplied by an Adviser-approved pricing service that is intended to reflect market value. The evaluated bid price is an evaluation that may consider factors such as security prices, yields, maturities, and ratings. Certain short-term instruments maturing within 60 days or less may be valued at amortized cost, which approximates market value. If a market quotation or evaluated price for a security is not readily available or is deemed unreliable, or if an event that is expected to affect the value of the security occurs after the close of the principal exchange or market on which the security is traded, and before the close of the NYSE, a fair value of the security will be determined in good faith by the Adviser pursuant to the Valuation Procedures. Such events include, but are not limited to: (i) a significant event that may affect the securities of a single issuer, such as a merger, bankruptcy, or significant issuer-specific development; (ii) an event that may affect an entire market, such as a natural disaster or significant governmental action; (iii) a non-significant event such as a market closing early or not opening, or a security trading halt; and (iv) pricing of a non-valued security and a restricted or non-public security. This type of fair valuation may be more commonly used with foreign equity securities, but it may also be used with, among other things, thinly-traded domestic securities or fixed-income securities. Special valuation considerations may apply with respect to "odd-lot" fixed-income transactions which, due to their small size, may receive evaluated prices by pricing services which reflect a large block trade and not what actually could be obtained for the odd-lot position. For valuation purposes, quotations of foreign portfolio securities, other assets and liabilities, and forward contracts stated in foreign currency are generally translated into U.S. dollar equivalents at the prevailing market rates. The Valuation Procedures provide for the use of systematic fair valuation models provided by an independent pricing service to value foreign equity securities in order to adjust for stale pricing, which may occur between the close of certain foreign exchanges and the close of the NYSE. The methodologies employed when fair valuing Portfolio holdings may change from time to time. Because fair value pricing involves subjective judgments, it is possible that the fair value determination for a security may be different than the value that could be realized when selling that security.

Due to the subjective nature of systematic fair valuation, the value of a particular security may be different from the last quoted market price. Systematic fair valuation may reduce arbitrage activity involving the frequent buying and selling of

mutual fund shares by investors seeking to take advantage of a perceived lag between a change in the value of the Portfolio's securities and the reflection of such change in the Portfolio's NAV, as further described in the "Excessive Trading" section of this Prospectus. While funds that invest in foreign securities may be at a greater risk for arbitrage activity, such activity may also arise in funds which do not invest in foreign securities, for example, when trading in a security held by a portfolio is halted and does not resume prior to the time the portfolio calculates its NAV (referred to as "stale pricing"). Portfolios that hold thinly-traded securities, such as certain small-capitalization securities or high-yield fixed-income securities, may be subject to attempted use of arbitrage techniques. To the extent that the valuation of a security is different from the security's market value, short-term arbitrage traders buying and/or selling shares of the Portfolio may dilute the NAV of the Portfolio, which negatively impacts long-term shareholders. The Valuation Procedures and the Trust's excessive trading policies and procedures may not completely eliminate short-term trading in certain omnibus accounts and other accounts traded through intermediaries.

The value of the securities of other mutual funds held by the Portfolio, if any, will be calculated using the NAV of such mutual funds, and the prospectuses for such mutual funds explain the circumstances under which they use fair valuation and the effects of using fair valuation.

ADMINISTRATIVE FEES

The Transfer Agent receives an administrative services fee at an annual rate of 0.05% of the average daily net assets of the Portfolio for arranging for the provision by participating insurance companies and qualified plan service providers of administrative services, including recordkeeping, subaccounting, order processing, or other shareholder services provided on behalf of contract holders or plan participants investing in the Portfolio. Other shareholder services may include the provision of order confirmations, periodic account statements, forwarding prospectuses, shareholder reports, and other materials to existing customers, and answering inquiries regarding accounts. The Transfer Agent expects to use this entire fee to compensate insurance companies and qualified plan service providers for providing these services to their customers who invest in the Portfolio.

PAYMENTS TO FINANCIAL INTERMEDIARIES BY THE ADVISER OR ITS AFFILIATES

From its own assets, the Adviser or its affiliates pay fees to selected insurance companies, qualified plan service providers or their affiliates, or other financial intermediaries that distribute, market, or promote the Portfolio or perform related services for contract owners and plan participants. The amount of these payments is determined from time to time by the Adviser, may be substantial, and may differ for different financial intermediaries. The Adviser and its affiliates consider a number of factors in making payments to financial intermediaries.

The Adviser or its affiliates pay fees, from their own assets, to selected insurance companies, qualified plan service providers, and other financial intermediaries for providing recordkeeping, subaccounting, transaction processing, and other shareholder or administrative services (including payments for processing transactions via the National Securities Clearing Corporation ("NSCC") or other means) in connection with investments in the Janus Henderson funds. These fees are in addition to any fees that may be paid by the Janus Henderson funds for these types of services or other services.

In addition, the Adviser or its affiliates periodically share certain marketing expenses with selected intermediaries, or pay for or sponsor informational meetings, seminars, client awareness events, support for marketing materials, sales reporting, or business building programs for such intermediaries to raise awareness of the Portfolio. The Adviser or its affiliates make payments to participate in selected intermediary marketing support programs which may provide the Adviser or its affiliates with one or more of the following benefits: attendance at sales conferences, participation in meetings or training sessions, access to or information about intermediary personnel, use of an intermediary's marketing and communication infrastructure, fund analysis tools, data, business planning and strategy sessions with intermediary personnel, information on industry- or platform-specific developments, trends and service providers, and other marketing-related services. Such payments may be in addition to, or in lieu of, the fees described above. These payments are intended to promote the sales of Janus Henderson funds and to reimburse financial intermediaries, directly or indirectly, for the costs that they or their salespersons incur in connection with educational seminars, meetings, and training efforts about the Janus Henderson funds to enable the intermediaries and their salespersons to make suitable recommendations, provide useful services, and maintain the necessary infrastructure to make the Janus Henderson funds available to their customers.

The receipt of (or prospect of receiving) fees or reimbursements and other forms of compensation described above may provide a financial intermediary and its salespersons with an incentive to favor sales of Janus Henderson funds' shares over sales of other mutual funds (or non-mutual fund investments) or to favor sales of one class of Janus Henderson funds' shares over sales of another Janus Henderson funds' share class, with respect to which the financial intermediary does not receive such payments or receives them in a lower amount. The receipt of these payments may cause certain financial intermediaries to elevate the prominence of the Janus Henderson funds within such financial intermediary's organization by, for example, placement on a list of preferred or recommended funds and/or the provision of preferential or enhanced opportunities to promote the Janus Henderson funds in various ways within such financial intermediary's organization.

From time to time, certain financial intermediaries approach the Adviser to request that the Adviser make contributions to certain charitable organizations. In these cases, the Adviser's contribution may result in the financial intermediary, or its salespersons, recommending Janus Henderson funds over other mutual funds (or non-mutual fund investments).

The payment arrangements described above will not change the price a contract owner or plan participant pays for Shares nor the amount that a Janus Henderson fund receives to invest on behalf of the contract owner or plan participant. You should consider whether such arrangements exist when evaluating any recommendations from an intermediary to purchase or sell Shares of the Portfolio and, if applicable, when considering which share class of the Portfolio is most appropriate for you. Please contact your insurance company or plan sponsor for details on such arrangements.

PURCHASES

Purchases of Shares may be made only by the separate accounts of insurance companies for the purpose of funding variable insurance contracts or by certain qualified retirement plans. Refer to the prospectus of the appropriate insurance company separate account or your plan documents for information on how to invest in the Shares of the Portfolio. Under certain circumstances, the Portfolio may permit an in-kind purchase of Shares. Participating insurance companies and certain other designated organizations are authorized to receive purchase orders on the Portfolio's behalf. As discussed under "Payments to Financial Intermediaries by the Adviser or its Affiliates," the Adviser and its affiliates make payments to selected insurance companies, qualified plan service providers, or their affiliates, or other financial intermediaries that were instrumental in the acquisition or retention of accounts for the Portfolio or that provide services in connection with investments in the Portfolio. You should consider such arrangements when evaluating any recommendation of the Portfolio.

The Portfolio reserves the right to reject any purchase order, including exchange purchases, for any reason. The Portfolio is not intended for excessive trading. For more information about the Portfolio's policy on excessive trading, refer to "Excessive Trading."

The Portfolio may discontinue sales to a qualified plan and require plan participants with existing investments in the Shares to redeem those investments if the plan loses (or in the opinion of the Adviser, is at risk of losing) its qualified plan status.

In compliance with the Uniting and Strengthening America by Providing Appropriate Tools Required to Intercept and Obstruct Terrorism Act of 2001 ("USA PATRIOT Act"), your insurance company or plan sponsor is required to verify certain information on your account application as part of its Anti-Money Laundering Program. You will be required to provide your full name, date of birth, Social Security number, and permanent street address to assist in verifying your identity. You may also be asked to provide documents that may help to establish your identity. Until verification of your identity is made, your insurance company or plan sponsor may temporarily limit additional share purchases. In addition, your insurance company or plan sponsor may close an account if they are unable to verify a shareholder's identity. Please contact your insurance company or plan sponsor if you need additional assistance when completing your application or additional information about the insurance company or plan sponsor's Anti-Money Laundering Program.

In an effort to ensure compliance with this law, the Adviser's Anti-Money Laundering Program (the "Program") provides for the development of internal practices, procedures and controls, designation of anti-money laundering compliance officers, an ongoing training program, and an independent audit function to determine the effectiveness of the Program.

Potential Conflicts

Although the Portfolio does not currently anticipate any disadvantages to policy owners because the Portfolio offers its Shares to unaffiliated variable annuity and variable life separate accounts of insurance companies that are unaffiliated with the Adviser and to certain qualified retirement plans, there is a possibility that a material conflict may arise. The Trustees monitor events in an effort to identify any disadvantages or material irreconcilable conflicts and to determine what action, if any,

should be taken in response. If a material disadvantage or conflict is identified, the Trustees may require one or more insurance company separate accounts or qualified plans to withdraw its investments in the Portfolio or substitute Shares of another portfolio. If this occurs, the Portfolio may be forced to sell its securities at disadvantageous prices. In addition, the Portfolio may refuse to sell its Shares to any separate account or qualified plan or may suspend or terminate the offering of the Portfolio's Shares if such action is required by law or regulatory authority or is in the best interests of the Portfolio's shareholders. It is possible that a qualified plan investing in the Portfolio could lose its qualified plan status under the Internal Revenue Code, which could have adverse tax consequences on insurance company separate accounts investing in the Portfolio. The Adviser intends to monitor such qualified plans, and the Portfolio may discontinue sales to a qualified plan and require plan participants with existing investments in the Portfolio to redeem those investments if a plan loses (or in the opinion of the Adviser is at risk of losing) its qualified plan status.

REDEMPTIONS

Redemptions, like purchases, may be effected only through the separate accounts of participating insurance companies or through certain qualified retirement plans. Please refer to the appropriate separate account prospectus or plan documents for details.

Shares of the Portfolio may be redeemed on any business day on which the Portfolio's NAV is calculated. Redemptions are duly processed at the NAV next calculated after your redemption order is received in good order by the Portfolio or its agents. Redemption proceeds will normally be sent within two business days following receipt of the redemption order. The Portfolio typically expects to meet redemption requests by paying out proceeds from cash or cash equivalent portfolio holdings, or by selling portfolio holdings. In stressed market conditions, and other appropriate circumstances, redemption methods may include borrowing funds or redeeming in-kind.

The Portfolio reserves the right to postpone payment of redemption proceeds for up to seven calendar days. Additionally, the right to require the Portfolio to redeem its Shares may be suspended, or the date of payment may be postponed beyond seven calendar days, whenever: (i) trading on the NYSE is restricted, as determined by the SEC, or the NYSE is closed (except for holidays and weekends); (ii) the SEC permits such suspension and so orders; or (iii) an emergency exists as determined by the SEC so that disposal of securities or determination of NAV is not reasonably practicable.

Large Shareholder Redemptions

Certain large shareholders, such as other portfolios, participating insurance companies, accounts, and affiliates of the Adviser, may from time to time own (beneficially or of record) or control a significant percentage of the Portfolio's Shares. Redemptions by these large shareholders of their holdings in the Portfolio may cause the Portfolio to sell securities at times when it would not otherwise do so, which may negatively impact the Portfolio's NAV and liquidity. Similarly, large Portfolio share purchases may adversely affect the Portfolio's performance to the extent that the Portfolio is delayed in investing new cash and is required to maintain a larger cash position than it ordinarily would. A large shareholder purchase or redemption may also increase transaction costs. In addition, a large redemption could result in the Portfolio's current expenses being allocated over a smaller asset base, which could lead to an increase in the Portfolio's expense ratio.

Redemptions In-Kind

Shares normally will be redeemed for cash, although the Portfolio retains the right to redeem some or all of its shares in-kind under unusual circumstances, in order to protect the interests of remaining shareholders, to accommodate a request by a particular shareholder that does not adversely affect the interests of the remaining shareholders, or in connection with the liquidation of a portfolio, by delivery of securities selected from its assets at its discretion. However, the Portfolio is required to redeem shares solely for cash up to the lesser of \$250,000 or 1% of the NAV of the Portfolio during any 90-day period for any one shareholder. Should redemptions by any shareholder exceed such limitation, the Portfolio will have the option of redeeming the excess in cash or in-kind. In-kind payment means payment will be made in portfolio securities rather than cash, and may potentially include illiquid investments. Illiquid investments may not be able to be sold quickly or at a price that reflects full value, or there may not be a market for such investments, which could cause the redeeming shareholder to realize losses on the investment if it is sold at a price lower than that at which it had been valued. If the Portfolio makes an in-kind payment, the redeeming shareholder might incur brokerage or other transaction costs to convert the securities to cash, whereas such costs are borne by the Portfolio for cash redemptions.

While the Portfolio may pay redemptions in-kind, the Portfolio may instead choose to raise cash to meet redemption requests through the sale of portfolio securities or permissible borrowings. If the Portfolio is forced to sell securities at an unfavorable time and/or under unfavorable conditions, such sales may adversely affect the Portfolio's NAV and may increase brokerage costs.

EXCESSIVE TRADING

Excessive and Short-Term Trading Policies and Procedures

The Trustees have adopted policies and procedures with respect to short-term and excessive trading of Portfolio shares ("excessive trading"). The Portfolio is intended for long-term investment purposes, and the Portfolio will take reasonable steps to attempt to detect and deter short-term and excessive trading. Transactions placed in violation of the Portfolio's excessive trading policies and procedures may be cancelled or rescinded by the Portfolio by the next business day following receipt by the Portfolio. The trading history of accounts determined to be under common ownership or control within any of the Janus Henderson funds may be considered in enforcing these policies and procedures.

The Janus Henderson funds attempt to deter excessive trading through at least the following methods:

- fair valuation of securities as described under "Pricing of Portfolio Shares"; and
- trade monitoring and transaction restrictions as described below.

The Portfolio monitors for patterns of shareholder short-term trading and may suspend or permanently terminate the purchase and exchange privilege (if permitted by your insurance company or plan sponsor) of any investor who is identified as having a pattern of short-term trading. The Portfolio at all times reserves the right to reject any purchase or exchange request and to modify or terminate the purchase and exchange privileges for any investor for any reason without prior notice, in particular, if the trading activity in the account(s) is deemed to be disruptive to the Portfolio.

The Portfolio's Trustees may approve from time to time a redemption fee to be imposed by any Janus Henderson fund, subject to 60 days' notice to shareholders of that fund.

Investors in other share classes who place transactions through the same insurance company or plan sponsor on an omnibus basis may be deemed part of a group for the purpose of the Portfolio's excessive trading policies and procedures and may be rejected in whole or in part by the Portfolio. Transactions accepted by an insurance company or plan sponsor in violation of the Portfolio's excessive trading policies may be cancelled or revoked by the Portfolio by the next business day following receipt by the Portfolio.

In an attempt to deter excessive trading in omnibus accounts, the Portfolio or its agents may require intermediaries to impose restrictions on the trading activity of accounts traded through those intermediaries. Such restrictions may include, but are not limited to, requiring that trades be placed by U.S. mail, prohibiting future purchases by investors who have recently redeemed Portfolio shares, requiring intermediaries to report information about customers who purchase and redeem large amounts, and similar restrictions. The Portfolio's ability to impose such restrictions with respect to accounts traded through particular intermediaries may vary depending on the systems' capabilities, applicable contractual and legal restrictions, and cooperation of those intermediaries.

Generally, the Portfolio's excessive trading policies and procedures do not apply to (i) a money market fund, although money market funds at all times reserve the right to reject any purchase request (including exchange purchases, if permitted by your insurance company or plan sponsor) for any reason without prior notice; (ii) transactions in the Janus Henderson funds by a Janus Henderson "fund of funds," which is a fund that primarily invests in other Janus Henderson funds; (iii) periodic rebalancing and identifiable transactions by certain funds of funds and asset allocation programs to realign portfolio investments with existing target allocations; and (iv) systematic purchase, exchange, or redemption programs.

The Portfolio's policies and procedures regarding excessive trading may be modified at any time by the Portfolio's Trustees.

Excessive Trading Risks

Excessive trading may present risks to the Portfolio's long-term shareholders. Excessive trading into and out of the Portfolio may disrupt portfolio investment strategies, may create taxable gains to remaining Portfolio shareholders, and may increase Portfolio expenses, all of which may negatively impact investment returns for all remaining shareholders, including long-term shareholders.

Portfolios that invest in foreign securities may be at a greater risk for excessive trading. Investors may attempt to take advantage of anticipated price movements in securities held by a portfolio based on events occurring after the close of a foreign market that may not be reflected in the portfolio's NAV (referred to as "price arbitrage"). Such arbitrage opportunities may also arise in portfolios which do not invest in foreign securities, for example, when trading in a security held by a portfolio is halted and does not resume prior to the time the portfolio calculates its NAV (referred to as "stale pricing"). Portfolios that hold thinly-traded securities, such as certain small-capitalization securities, may be subject to attempted use of arbitrage techniques. To the extent that the Portfolio's valuation of a security differs from the security's market value, short-term arbitrage traders may dilute the NAV of the Portfolio, which negatively impacts long-term shareholders. There is potential for short-term arbitrage trades to dilute the value of the shares held by the Portfolio despite the Portfolio's adoption of policies and procedures intended to reduce the Portfolio's exposure to price arbitrage, stale pricing, and other potential pricing inefficiencies.

There is no assurance that the policies and procedures adopted by the Portfolio to detect and deter excessive trading will be effective in all circumstances. For example, the Portfolio may be unable to completely eliminate the possibility of excessive trading in certain omnibus accounts and other accounts traded through intermediaries. Omnibus accounts may effectively conceal the identity of individual investors and their transactions from the Portfolio and its agents. This makes the Portfolio's identification of excessive trading transactions in the Portfolio through an omnibus account difficult and makes the elimination of excessive trading in the account impractical without the assistance of the intermediary. Moreover, the contract between an insurance company and the owner of a variable insurance contract may govern the frequency with which the contract owner may cause the insurance company to purchase or redeem shares of the Portfolio. Although the Portfolio encourages intermediaries to take necessary actions to detect and deter excessive trading, some intermediaries may be unable or unwilling to do so, and accordingly, the Portfolio cannot eliminate completely the possibility of excessive trading.

Shareholders that invest through an omnibus account should be aware that they may be subject to the policies and procedures of their insurance company or plan sponsor with respect to excessive trading in the Portfolio.

AVAILABILITY OF PORTFOLIO HOLDINGS INFORMATION

The Mutual Fund Holdings Disclosure Policies and Procedures adopted by the Adviser and all mutual funds managed within the Janus Henderson fund complex are designed to be in the best interests of the portfolios and to protect the confidentiality of the portfolios' holdings. The following describes policies and procedures with respect to disclosure of portfolio holdings.

- **Full Holdings.** A schedule of the Portfolio's holdings, consisting of at least the names of the holdings, is generally available on a monthly basis with a 30-day lag and is posted under Full Holdings for the Portfolio at janushenderson.com/VIT. A complete schedule of the Portfolio's holdings is also available semiannually and annually in shareholder reports and, after the first and third fiscal quarters, in Form N-PORT. Information reported in shareholder reports and in Form N-PORT will be made publicly available within 60 days after the end of the respective fiscal quarter. The Portfolio's shareholder reports and Form N-PORT filings are available on the SEC's website at <http://www.sec.gov>. In addition, the Portfolio's shareholder reports are available without charge, upon request, by calling a Janus Henderson representative at 1-877-335-2687 (toll free).
- **Top Holdings.** The Portfolio's top portfolio holdings, in order of position size and as a percentage of the Portfolio's total portfolio, are available monthly with a 15-day lag.
- **Other Information.** The Portfolio may occasionally provide security breakdowns (e.g., industry, sector, regional, market capitalization, and asset allocation) and specific portfolio level performance attribution information and statistics monthly with a 15-day lag. Top/bottom equity securities ranked by performance attribution, including the percentage attribution to Portfolio performance, average Portfolio weighting, and other relevant data points, may be provided monthly with a 15-day lag.

The Adviser may exclude from publication on its websites all or any portion of portfolio holdings or change the time periods of disclosure as deemed necessary to protect the interests of the Janus Henderson funds. Under extraordinary circumstances, exceptions to the Mutual Fund Holdings Disclosure Policies and Procedures may be made by the head of the applicable investment unit or a delegate, in consultation with the Portfolio's Chief Compliance Officer or a delegate. Such exceptions may be made without prior notice to shareholders. A summary of the Portfolio's holdings disclosure policies and procedures, which includes a discussion of any exceptions, is contained in the Portfolio's SAI.

SHAREHOLDER COMMUNICATIONS

Your insurance company or plan sponsor is responsible for providing annual and semiannual reports, including the financial statements of the Portfolio. These reports show the Portfolio's investments and the market value of such investments, as well as other information about the Portfolio and its operations. Please contact your insurance company or plan sponsor to obtain these reports. The Trust's fiscal year ends December 31.

FINANCIAL HIGHLIGHTS

The financial highlights table is intended to help you understand the Portfolio's financial performance for the period ended December 31 of the fiscal years shown. Items "Net asset value, beginning of period" through "Net asset value, end of period" reflect financial results for a single Portfolio Share. The gross expense ratio reflects expenses prior to any expense offset arrangement and waivers (reimbursements), if applicable. The net expense ratio reflects expenses after any expense offset arrangement and waivers (reimbursements), if applicable. The information shown for the fiscal years ended December 31 has been audited by PricewaterhouseCoopers LLP, whose report, along with the Portfolio's financial statements, is included in the Annual Report, which is available upon request, and incorporated by reference into the SAI.

The total returns in the table represent the rate that an investor would have earned (or lost) on an investment in the Institutional Shares of the Portfolio (assuming reinvestment of all dividends and distributions) but do not include charges and expenses attributable to any insurance product. If these charges and expenses had been included, the performance for the years shown would be lower. "Total return" information may include adjustments in accordance with generally accepted accounting principles. As a result, returns may differ from returns for shareholder transactions.

Forty Portfolio – Institutional Shares

	Years ended December 31				
	2022	2021	2020	2019	2018
Net Asset Value, Beginning of Period	\$61.75	\$57.00	\$44.38	\$35.20	\$39.76
Income/(Loss) from Investment Operations:					
Net investment income/(loss) ⁽¹⁾	0.10	(0.15)	(0.01)	0.09	0.07
Net realized and unrealized gain/(loss)	(20.82)	12.39	16.29	12.55	1.31
Total from Investment Operations	(20.72)	12.24	16.28	12.64	1.38
Less Dividends and Distributions:					
Dividends (from net investment income)	(0.07)	—	(0.14)	(0.06)	—
Distributions (from capital gains)	(7.07)	(7.49)	(3.52)	(3.40)	(5.94)
Return of capital	—	—	—	—	—
Total Dividends and Distributions	(7.14)	(7.49)	(3.66)	(3.46)	(5.94)
Net Asset Value, End of Period	\$33.89	\$61.75	\$57.00	\$44.38	\$35.20
Total Return*	(33.55)%	22.90%	39.40%	37.16%	1.98%
Net Assets, End of Period (in thousands)	\$317,938	\$523,822	\$462,216	\$362,001	\$292,132
Average Net Assets for the Period (in thousands)	\$374,815	\$497,818	\$389,419	\$337,416	\$327,962
Ratios to Average Net Assets**:					
Ratio of Gross Expenses	0.55%	0.77%	0.76%	0.77%	0.71%
Ratio of Net Expenses (After Waivers and Expense Offsets)	0.55%	0.77%	0.76%	0.77%	0.71%
Ratio of Net Investment Income/(Loss)	0.25%	(0.25)%	(0.02)%	0.23%	0.17%
Portfolio Turnover Rate	39%	31%	41%	35%	41%

* Total return includes adjustments in accordance with generally accepted accounting principles required at the year or period end and are not annualized for periods of less than one full year. Total return does not include fees, charges, or expenses imposed by the variable annuity and life insurance contracts for which Janus Aspen Series serves as an underlying investment vehicle.

** Annualized for periods of less than one full year.

(1) Per share amounts are calculated based on average shares outstanding during the year or period.

GLOSSARY OF INVESTMENT TERMS

This glossary provides a more detailed description of some of the types of securities, investment strategies, and other instruments in which the Portfolio may invest, as well as some general investment terms. The Portfolio may invest in these instruments to the extent permitted by its investment objective and policies. The Portfolio is not limited by this discussion and may invest in any other types of instruments not precluded by the policies discussed elsewhere in this Prospectus.

EQUITY AND DEBT SECURITIES

Bonds are debt securities issued by a company, municipality, government, or government agency. The issuer of a bond is required to pay the holder the amount of the loan (or par value of the bond) at a specified maturity and to make scheduled interest payments.

Common stocks are equity securities representing shares of ownership in a company and usually carry voting rights and earn dividends. Unlike preferred stock, dividends on common stock are not fixed but are declared at the discretion of the issuer's board of directors.

Convertible securities are preferred stocks or bonds that pay a fixed dividend or interest payment and are convertible into common stock at a specified price or conversion ratio.

Debt securities are securities representing money borrowed that must be repaid at a later date. Such securities have specific maturities and usually a specific rate of interest or an original purchase discount.

Depository receipts are receipts for shares of a foreign-based corporation that entitle the holder to dividends and capital gains on the underlying security. Receipts include those issued by domestic banks (American Depository Receipts), foreign banks (Global or European Depository Receipts), and broker-dealers (depository shares).

Equity securities generally include domestic and foreign common stocks; preferred stocks; securities convertible into common stocks or preferred stocks; warrants to purchase common or preferred stocks; and other securities with equity characteristics.

Exchange-traded funds ("ETFs") are index-based investment companies which hold substantially all of their assets in securities with equity characteristics. As a shareholder of another investment company, the Portfolio would bear its pro rata portion of the other investment company's expenses, including advisory fees, in addition to the expenses the Portfolio bears directly in connection with its own operations.

Fixed-income securities are securities that pay a specified rate of return. The term generally includes short-and long-term government, corporate, and municipal obligations that pay a specified rate of interest, dividends, or coupons for a specified period of time. Coupon and dividend rates may be fixed for the life of the issue or, in the case of adjustable and floating rate securities, for a shorter period.

High-yield/high-risk bonds are bonds that are rated below investment grade by the primary rating agencies (i.e., BB+ or lower by Standard & Poor's and Fitch, or Ba1 or lower by Moody's). Other terms commonly used to describe such bonds include "lower rated bonds," "non-investment grade bonds," and "junk bonds."

Mortgage- and asset-backed securities are shares in a pool of mortgages or other debt instruments. These securities are generally pass-through securities, which means that principal and interest payments on the underlying securities (less servicing fees) are passed through to shareholders on a pro rata basis.

Passive foreign investment companies ("PFICs") are any foreign corporations which generate certain amounts of passive income or hold certain amounts of assets for the production of passive income. Passive income includes dividends, interest, royalties, rents, and annuities. To avoid taxes and interest that the Portfolio must pay if these investments are profitable, the Portfolio may make various elections permitted by the tax laws. These elections could require that the Portfolio recognize taxable income, which in turn must be distributed, before the securities are sold and before cash is received to pay the distributions.

Preferred stocks are equity securities that generally pay dividends at a specified rate and have preference over common stock in the payment of dividends and liquidation. Preferred stock generally does not carry voting rights.

Private placements are securities that are subject to legal and/or contractual restrictions on their sales. These securities may not be listed on an exchange and may have no active trading market. As a result of the absence of a public trading market, the prices of these securities may be more volatile and more difficult to determine than publicly traded securities and these securities may involve heightened risk as compared to investments in securities of publicly traded companies.

Real estate investment trust (“REIT”) is an investment trust that operates through the pooled capital of many investors who buy its shares. Investments are in direct ownership of either income property or mortgage loans. A REIT may be listed on an exchange or traded over-the-counter.

Restricted securities are securities acquired through nonpublic transactions that have limitations on their resale. Restricted securities are unregistered and may only be resold under certain circumstances as noted in Rule 144A of the Securities Act of 1933, as amended (the “1933 Act”).

U.S. Government securities include direct obligations of the U.S. Government that are supported by its full faith and credit. Treasury bills have initial maturities of less than one year, Treasury notes have initial maturities of one to ten years, and Treasury bonds may be issued with any maturity but generally have maturities of at least ten years. U.S. Government securities also include indirect obligations of the U.S. Government that are issued by federal agencies and government sponsored entities. Unlike Treasury securities, agency securities generally are not backed by the full faith and credit of the U.S. Government. Some agency securities are supported by the right of the issuer to borrow from the Treasury, others are supported by the discretionary authority of the U.S. Government to purchase the agency’s obligations, and others are supported only by the credit of the sponsoring agency.

Warrants are securities, typically issued with preferred stock or bonds, which give the holder the right to buy a proportionate amount of common stock at a specified price. The specified price is usually higher than the market price at the time of issuance of the warrant. The right may last for a period of years or indefinitely.

FUTURES, OPTIONS, AND OTHER DERIVATIVES

Derivatives are instruments that have a value derived from, or directly linked to, an underlying asset (stock, bond, commodity, currency, interest rate or market index). Types of derivatives can include, but are not limited to options, forward currency contracts, swaps, and futures contracts.

Forward contracts are contracts to purchase or sell a specified amount of a financial instrument for an agreed upon price at a specified time. Forward contracts are not currently exchange-traded and are typically negotiated on an individual basis. The Portfolio may enter into forward currency contracts for investment purposes or to hedge against declines in the value of securities denominated in, or whose value is tied to, a currency other than the U.S. dollar or to reduce the impact of currency appreciation on purchases of such securities. It may also enter into forward contracts to purchase or sell securities or other financial indices.

Futures contracts are contracts that obligate the buyer to receive and the seller to deliver an instrument or money at a specified price on a specified date. The Portfolio may buy and sell futures contracts on foreign currencies, securities, and financial indices including indices of U.S. Government, foreign government, equity, or fixed-income securities. The Portfolio may also buy options on futures contracts. An option on a futures contract gives the buyer the right, but not the obligation, to buy or sell a futures contract at a specified price on or before a specified date. Futures contracts and options on futures are standardized and traded on designated exchanges. To the extent the Portfolio engages in futures contracts on foreign exchanges, such exchanges may not provide the same protection as U.S. exchanges.

Indexed/structured securities are typically short- to intermediate-term debt securities whose value at maturity or interest rate is linked to currencies, interest rates, equity securities, indices, commodity prices, or other financial indicators. Such securities may be positively or negatively indexed (e.g., their value may increase or decrease if the reference index or instrument appreciates). Indexed/structured securities may have return characteristics similar to direct investments in the underlying instruments and may be more volatile than the underlying instruments.

Options are the right, but not the obligation, to buy or sell a specified amount of securities or other assets on or before a fixed date at a predetermined price. The Portfolio may purchase and write put and call options on securities, securities indices, and foreign currencies. The Portfolio may purchase or write such options individually or in combination.

OTHER INVESTMENTS, STRATEGIES, AND/OR TECHNIQUES

Cash sweep program is an arrangement in which the Portfolio’s uninvested cash balance is used to purchase shares of affiliated or non-affiliated money market funds or cash management pooled investment vehicles that operate pursuant to the provisions of the Investment Company Act of 1940, as amended, that govern the operation of money market funds at the end of each day.

Diversification is a classification given to a portfolio under the Investment Company Act of 1940, as amended. Portfolios are classified as either diversified or nondiversified. To be classified as diversified under the Investment Company Act of 1940, as amended, a portfolio may not, with respect to 75% of its total assets, invest more than 5% of its total assets in any issuer and may not own more than 10% of the outstanding voting securities of an issuer. A portfolio that is classified as nondiversified under the Investment Company Act of 1940, as amended, on the other hand, has the flexibility to take larger positions in securities than a portfolio that is classified as diversified. However, because the appreciation or depreciation of a single security may have a greater impact on the net asset value of a portfolio which is classified as nondiversified, its share price can be expected to fluctuate more than a comparable portfolio which is classified as diversified.

Leverage is investment exposure which exceeds the initial amount invested. Leverage occurs when the Portfolio increases its assets available for investment using derivatives or other similar transactions. In addition, other investment techniques, such as short sales, can create a leveraging effect.

Market capitalization is the most commonly used measure of the size and value of a company. It is computed by multiplying the current market price of a share of the company's stock by the total number of its shares outstanding. Market capitalization is an important investment criterion for certain portfolios, while others do not emphasize investments in companies of any particular size.

Repatriation is the ability to move liquid financial assets from a foreign country to an investor's country of origin.

Repurchase agreements involve the purchase of a security by the Portfolio and a simultaneous agreement by the seller (generally a bank or dealer) to repurchase the security from the Portfolio at a specified date or upon demand. This technique offers a method of earning income on idle cash.

Short sales in which the Portfolio may engage may be either "short sales against the box" or other short sales. Short sales against the box involve selling short a security that the Portfolio owns, or the Portfolio has the right to obtain the amount of the security sold short at a specified date in the future. The Portfolio may also enter into a short sale to hedge against anticipated declines in the market price of a security or to reduce portfolio volatility. If the value of a security sold short increases prior to the scheduled delivery date, the Portfolio loses the opportunity to participate in the gain.

When-issued, delayed delivery, and forward commitment transactions generally involve the purchase of a security with payment and delivery at some time in the future – i.e., beyond normal settlement. New issues of stocks and bonds, private placements, and U.S. Government securities may be sold in this manner.

This page intentionally left blank.

This page intentionally left blank.

You can make inquiries and request other information, including a Statement of Additional Information, annual report, or semiannual report (as they become available), free of charge, by contacting your insurance company or plan sponsor, or by contacting a Janus Henderson representative at 1-877-335-2687. The Portfolio's Statement of Additional Information and most recent annual and semiannual reports are also available, free of charge, at janushenderson.com/VIT. Additional information about the Portfolio's investments is available in the Portfolio's annual and semiannual reports. In the Portfolio's annual report, you will find a discussion of the market conditions and investment strategies that significantly affected the Portfolio's performance during its last fiscal period. Other information is also available from financial intermediaries that sell Shares of the Portfolio.

The Statement of Additional Information provides detailed information about the Portfolio and is incorporated into this Prospectus by reference. Reports and other information about the Portfolio are available on the Electronic Data Gathering Analysis and Retrieval (EDGAR) Database on the SEC's website at <http://www.sec.gov>. You may obtain copies of this information, after paying a duplicating fee, by electronic request at the following e-mail address: publicinfo@sec.gov.

Janus Henderson

INVESTORS

janushenderson.com/VIT

151 Detroit Street
Denver, CO 80206-4805
1-877-335-2687

Janus Henderson Global Research Portfolio

Institutional Shares
Ticker
JAWGX

Janus Aspen Series

Prospectus

The Securities and Exchange Commission has not approved or disapproved of these securities or passed on the accuracy or adequacy of this Prospectus. Any representation to the contrary is a criminal offense.

This Prospectus describes Janus Henderson Global Research Portfolio (the “Portfolio”), a series of Janus Aspen Series (the “Trust”). Janus Henderson Investors US LLC (the “Adviser”) serves as investment adviser to the Portfolio. The Portfolio currently offers two classes of shares. The Institutional Shares (the “Shares”) are offered by this Prospectus in connection with investment in and payments under variable annuity contracts and variable life insurance contracts (collectively, “variable insurance contracts”), as well as certain qualified retirement plans.

This Prospectus contains information that a prospective purchaser of a variable insurance contract or plan participant should consider in conjunction with the accompanying separate account prospectus of the specific insurance company product before allocating purchase payments or premiums to the Portfolio. Each variable insurance contract involves fees and expenses that are not described in this Prospectus. Refer to the accompanying contract prospectus for information regarding contract fees and expenses and any restrictions on purchases or allocations.

For the purpose of this Prospectus, any reference to the “Janus Henderson funds” is inclusive of all series of the Trust, collectively, unless otherwise noted in this Prospectus.

TABLE OF CONTENTS

PORTFOLIO SUMMARY	
Janus Henderson Global Research Portfolio	2
ADDITIONAL INFORMATION ABOUT THE PORTFOLIO	
Fees and expenses	7
Additional investment strategies and general portfolio policies	7
Risks of the Portfolio	11
MANAGEMENT OF THE PORTFOLIO	
Investment adviser	17
Management expenses	17
Portfolio management	19
OTHER INFORMATION	20
DISTRIBUTIONS AND TAXES	21
SHAREHOLDER'S GUIDE	
Pricing of portfolio shares	22
Administrative fees	23
Payments to financial intermediaries by the Adviser or its affiliates	23
Purchases	24
Redemptions	25
Excessive trading	26
Shareholder communications	28
FINANCIAL HIGHLIGHTS	29
GLOSSARY OF INVESTMENT TERMS	30

PORTFOLIO SUMMARY

Janus Henderson Global Research Portfolio

Ticker: JAWGX Institutional Shares

INVESTMENT OBJECTIVE

Janus Henderson Global Research Portfolio (“Global Research Portfolio”) seeks long-term growth of capital.

FEES AND EXPENSES OF THE PORTFOLIO

This table describes the fees and expenses that you may pay if you buy, hold, and sell Shares of the Portfolio. **Owners of variable insurance contracts that invest in the Shares should refer to the variable insurance contract prospectus for a description of fees and expenses, as the following table and examples do not reflect deductions at the separate account level or contract level for any charges that may be incurred under a contract. Inclusion of these charges would increase the fees and expenses described below.**

ANNUAL FUND OPERATING EXPENSES

(expenses that you pay each year as a percentage of the value of your investment)

Management Fees ⁽¹⁾	0.55%
Other Expenses	0.09%
Total Annual Fund Operating Expenses	0.64%

(1) This fee may adjust up or down monthly based on the Portfolio’s performance relative to its benchmark index over the performance measurement period. For more information regarding performance-based advisory fees, refer to “Management Expenses” in the Portfolio’s Prospectus.

EXAMPLE:

The Example is intended to help you compare the cost of investing in the Portfolio with the cost of investing in other mutual funds. The Example assumes that you invest \$10,000 in the Portfolio for the time periods indicated, reinvest all dividends and distributions, and then redeem all of your Shares at the end of each period. The Example also assumes that your investment has a 5% return each year and that the Portfolio’s operating expenses remain the same. Although your actual costs may be higher or lower, based on these assumptions your costs would be:

	1 Year	3 Years	5 Years	10 Years
Institutional Shares	\$ 65	\$ 205	\$ 357	\$ 798

Portfolio Turnover: The Portfolio pays transaction costs, such as commissions, when it buys and sells securities (or “turns over” its portfolio). A higher portfolio turnover rate may indicate higher transaction costs. These costs, which are not reflected in annual fund operating expenses or in the Example, affect the Portfolio’s performance. During the most recent fiscal year, the Portfolio’s turnover rate was 32% of the average value of its portfolio.

PRINCIPAL INVESTMENT STRATEGIES

The Portfolio pursues its investment objective by investing primarily in common stocks selected for their growth potential. The Portfolio may invest in companies of any size located anywhere in the world, from larger, well-established companies to smaller, emerging growth companies. The Portfolio typically invests at least 40% of its net assets in securities of issuers or companies that are economically tied to different countries throughout the world, excluding the United States. Because the Portfolio’s investments in foreign securities are partially based on the composition of the Portfolio’s benchmark index, the MSCI World IndexSM, the Portfolio’s exposure to foreign markets may fluctuate in connection with variations in the foreign exposure of the benchmark index. The Portfolio may have significant exposure to emerging markets.

The Adviser’s equity research analysts, overseen by the Portfolio Oversight Team led by the Adviser’s Director of Research Matthew Peron (the “Central Research Team”), select investments for the Portfolio that represent the Central Research Team’s high-conviction investment ideas in all market capitalizations, styles, and geographies. The Central Research Team, comprised of sector specialists, conducts fundamental analysis with a focus on “bottom-up” research, quantitative modeling, and valuation analysis. Using this research process, analysts rate their stocks based upon attractiveness. Stocks considered to be attractive may have all or some of the following characteristics: (i) good and preferably growing free cash flow, (ii) strong and

defensible market position, (iii) healthy risk/return profile, (iv) exemplary governance, and (v) attractive valuation. Analysts bring their high-conviction ideas to their respective sector teams. Sector teams compare the appreciation and risk potential of each of the team's high-conviction ideas and construct a sector portfolio that is intended to maximize the best risk-reward opportunities. The Central Research Team and Mr. Peron participate in the portfolio construction process as part of their oversight function.

Positions may be sold when, among other things, there is no longer high conviction in the return potential of the investment, if the risk characteristics have caused a re-evaluation of the opportunity, or if the investment thesis for owning a position has changed. This may occur if the stock has appreciated and reflects the anticipated value, if another company represents a better risk-reward opportunity, or if the investment's fundamental characteristics deteriorate. Securities may also be sold from the portfolio to rebalance sector weightings.

Mr. Peron oversees the investment process and is responsible for the day-to-day management of the Portfolio. Although the Portfolio's exposure to certain sectors may be higher than to others, it is expected that the Portfolio will be broadly diversified among a variety of sectors. The Portfolio intends to be fully invested under normal circumstances. However, under unusual circumstances, if the Central Research Team does not have high conviction in enough investment opportunities, the Portfolio's uninvested assets may be held in cash or similar instruments.

The Portfolio may seek to earn additional income through lending its securities to certain qualified broker-dealers and institutions on a short-term or long-term basis, in an amount equal to up to one-third of its total assets as determined at the time of the loan origination.

PRINCIPAL INVESTMENT RISKS

The biggest risk is that the Portfolio's returns will vary, and you could lose money. The Portfolio is designed for long-term investors seeking an equity portfolio, including common stocks. Common stocks tend to be more volatile than many other investment choices. The principal risks associated with investing in the Portfolio are set forth below.

Market Risk. The value of the Portfolio's holdings may decrease due to short-term market movements and over more prolonged market downturns. As a result, the Portfolio's net asset value may fluctuate and it may be more difficult to value or sell the Portfolio's holdings. Market risk may affect a single issuer, industry, economic sector, or the market as a whole. Market risk may be magnified if certain social, political, economic, and other conditions and events (such as terrorism, conflicts, including related sanctions, social unrest, natural disasters, epidemics and pandemics, including COVID-19) adversely interrupt the global economy and financial markets. It is important to understand that the value of your investment may fall, sometimes sharply, in response to changes in the market, and you could lose money.

Foreign Exposure Risk. Foreign markets, including emerging markets, can be more volatile than the U.S. market. As a result, the Portfolio's returns and net asset value may be affected by fluctuations in currency exchange rates or political or economic conditions in a particular country. In some foreign markets, there may not be protection against failure by other parties to complete transactions. It may not be possible for the Portfolio to repatriate capital, dividends, interest, and other income from a particular country or governmental entity. In addition, a market swing in one or more countries or regions where the Portfolio has invested a significant amount of its assets may have a greater effect on the Portfolio's performance than it would in a more geographically diversified portfolio. The Portfolio's investments in emerging market countries, if any, may involve risks greater than, or in addition to, the risks of investing in more developed countries.

Growth Securities Risk. Securities of companies perceived to be "growth" companies may be more volatile than other stocks and may involve special risks. If portfolio management's perception of a company's growth potential is not realized, the securities purchased may not perform as expected, reducing the Portfolio's returns. In addition, because different types of stocks tend to shift in and out of favor depending on market and economic conditions, "growth" stocks may perform differently from other types of securities and the market as a whole.

Emerging Markets Risk. Emerging market securities involve a number of risks, which may result from less government supervision and regulation of business and industry practices (including the potential lack of strict finance and accounting controls and standards), stock exchanges, brokers, and listed companies. Information about emerging market companies, including financial information, may be less available or reliable and the Adviser's ability to conduct due diligence with respect to such companies may be limited. Accordingly, these investments may be potentially more volatile in price and less liquid than investments in developed securities markets, resulting in greater risk to investors. There is a risk in developing

countries that a current or future economic or political crisis could lead to price controls, forced mergers of companies, expropriation or confiscatory taxation, imposition or enforcement of foreign ownership limits, seizure, nationalization, sanctions or imposition of restrictions by various governmental entities on investment and trading, or creation of government monopolies, any of which may have a detrimental effect on the Portfolio's investments. In addition, the taxation systems at the federal, regional, and local levels in developing or emerging market countries may be less transparent, inconsistently enforced, and subject to change. Emerging markets may be subject to a higher degree of corruption and fraud than developed markets, and financial institutions and transaction counterparties may have less financial sophistication, creditworthiness, and/or resources than participants in developed markets. In addition, the Portfolio's investments may be denominated in foreign currencies and therefore, changes in the value of a country's currency compared to the U.S. dollar may affect the value of the Portfolio's investments. To the extent that the Portfolio invests a significant portion of its assets in the securities of emerging markets issuers in or companies of a single country or region, it is more likely to be impacted by events or conditions affecting that country or region, which could have a negative impact on the Portfolio's performance. Additionally, foreign and emerging market risks, including but not limited to price controls, expropriation or confiscatory taxation, imposition or enforcement of foreign ownership limits, nationalization, and restrictions on repatriation of assets may be heightened to the extent the Portfolio invests in Chinese local market securities.

Portfolio Management Risk. The Portfolio is an actively managed investment portfolio and is therefore subject to the risk that the investment strategies and research process employed for the Portfolio may fail to produce the intended results. The Portfolio may underperform its benchmark index or other mutual funds with similar investment objectives.

Industry and Sector Risk. Although the Portfolio does not concentrate its investments in specific sectors, it may have a significant portion of its assets invested in securities of companies conducting similar business or business within the same economic sector. Companies in the same industry or economic sector may be similarly affected by economic or market events, making the Portfolio more vulnerable to unfavorable developments than portfolios that invest more broadly. As the Portfolio's holdings become more concentrated, the Portfolio is less able to spread risk and potentially reduce the risk of loss and volatility. In addition, the Portfolio may be overweight or underweight in certain industries or sectors relative to its benchmark index, which may cause the Portfolio's performance to be more or less sensitive to developments affecting those sectors.

Liquidity Risk. The Portfolio may invest in securities or instruments that do not trade actively or in large volumes, and may make investments that are less liquid than other investments. Also, the Portfolio may make investments that may become less liquid in response to market developments or adverse investor perceptions. Investments that are illiquid or that trade in lower volumes may be more difficult to value. When there is no willing buyer and investments cannot be readily sold at the desired time or price, the Portfolio may have to accept a lower price or may not be able to sell the security or instrument at all. Investments in foreign securities, particularly those of issuers located in emerging market countries, tend to have greater exposure to liquidity risk than domestic securities. In unusual market conditions, even normally liquid securities may be affected by a degree of liquidity risk (i.e., if the number and capacity of traditional market participants is reduced). An inability to sell one or more portfolio positions can adversely affect the Portfolio's value or prevent the Portfolio from being able to take advantage of other investment opportunities.

Mid-Sized Companies Risk. Investments in securities issued by mid-sized companies may involve greater risks than are customarily associated with larger, more established companies. For example, while mid-sized companies may realize more substantial growth than larger or more established issuers, they may also suffer more significant losses as a result of their narrow product lines, limited operating history, greater exposure to competitive threats, limited financial resources, limited trading markets, and the potential lack of management depth. Securities issued by mid-sized companies tend to be more volatile than securities issued by larger or more established companies and may underperform as compared to the securities of larger or more established companies. These holdings are also subject to wider price fluctuations and tend to be less liquid than stocks of larger or more established companies, which could have a significant adverse effect on the Portfolio's returns, especially as market conditions change.

Currency Risk. Currency risk is the risk that changes in the exchange rate between currencies will adversely affect the value (in U.S. dollar terms) of an investment. As long as the Portfolio holds a foreign security, its value will be affected by the value of the local currency relative to the U.S. dollar. When the Portfolio sells a foreign currency denominated security, its value may be worth less in U.S. dollars even if the security increases in value in its home country. U.S. dollar-denominated securities of foreign issuers may also be affected by currency risk, as the value of these securities may also be affected by changes in the issuer's local currency.

Securities Lending Risk. There is the risk that when portfolio securities are lent, the securities may not be returned on a timely basis, and the Portfolio may experience delays and costs in recovering the security or gaining access to the collateral provided to the Portfolio to collateralize the loan. If the Portfolio is unable to recover a security on loan, the Portfolio may use the collateral to purchase replacement securities in the market. There is a risk that the value of the collateral could decrease below the cost of the replacement security by the time the replacement investment is made, resulting in a loss to the Portfolio.

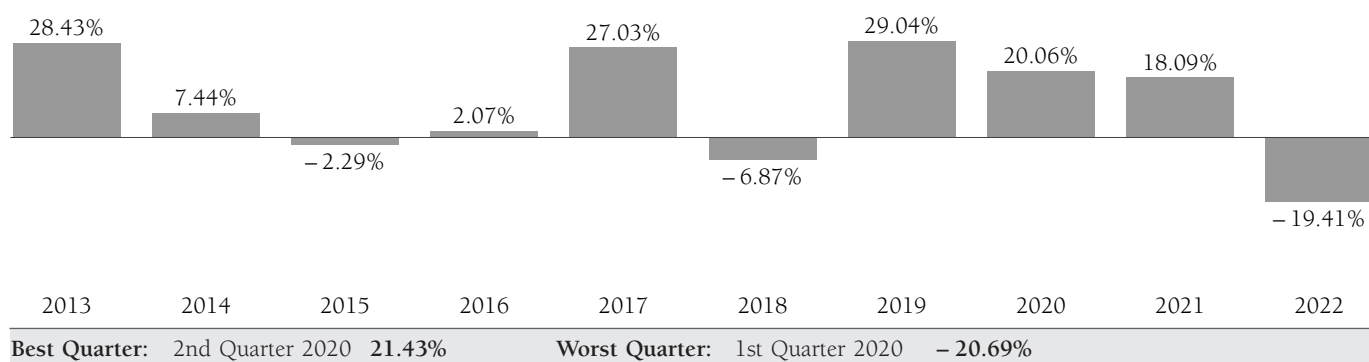
An investment in the Portfolio is not a bank deposit and is not insured or guaranteed by the Federal Deposit Insurance Corporation or any other government agency.

PERFORMANCE INFORMATION

The following information provides some indication of the risks of investing in the Portfolio by showing how the Portfolio's performance has varied over time. The bar chart depicts the change in performance from year to year during the periods indicated, but does not include charges or expenses attributable to any insurance product, which would lower the performance illustrated. Total return figures include the effect of the Portfolio's expenses. The table compares the average annual returns for the Institutional Shares of the Portfolio for the periods indicated to a broad-based securities market index, as well as to one or more supplemental indices that have investment characteristics similar to those of the Portfolio. All figures assume reinvestment of dividends and distributions. For certain periods, the Portfolio's performance reflects the effect of expense waivers. Without the effect of these expense waivers, the performance shown would have been lower.

The Portfolio's past performance does not necessarily indicate how it will perform in the future. Updated performance information is available at janushenderson.com/VITperformance or by calling 1-877-335-2687.

Annual Total Returns for Institutional Shares (calendar year-end)



Average Annual Total Returns (periods ended 12/31/22)

	1 Year	5 Years	10 Years	Since Inception (9/13/93)
Global Research Portfolio				
Institutional Shares	-19.41%	6.55%	9.15%	8.11%
MSCI World Index SM (reflects no deduction for fees, expenses, or taxes, except foreign withholding taxes)	-18.14%	6.14%	8.85%	7.00%
MSCI All Country World Index SM (reflects no deduction for fees, expenses, or taxes, except foreign withholding taxes)	-18.36%	5.23%	7.98%	N/A

The Portfolio's primary benchmark index is the MSCI World Index. The Portfolio also compares its performance to the MSCI All Country World Index. The indices are described below.

- The MSCI World Index is designed to measure the equity market performance of developed market countries in North America, Europe, and the Asia/Pacific Region.
- The MSCI All Country World Index is designed to measure equity market performance in global developed and emerging markets.

MANAGEMENT

Investment Adviser: Janus Henderson Investors US LLC

Portfolio Management: **Matthew Peron**, the Adviser's Director of Research and Executive Vice President of the Portfolio, provides general oversight of the Central Research Team and has done so since April 2020.

PURCHASE AND SALE OF PORTFOLIO SHARES

Purchases of Shares may be made only by the separate accounts of insurance companies for the purpose of funding variable insurance contracts or by certain qualified retirement plans. Redemptions, like purchases, may be effected only through the separate accounts of participating insurance companies or through qualified retirement plans. Requests are duly processed at the NAV next calculated after your order is received in good order by the Portfolio or its agents. Refer to the appropriate separate account prospectus or plan documents for details.

TAX INFORMATION

Because Shares of the Portfolio may be purchased only through variable insurance contracts and certain qualified retirement plans, it is anticipated that any income dividends or net capital gains distributions made by the Portfolio will be exempt from current federal income taxation if left to accumulate within the variable insurance contract or qualified retirement plan. The federal income tax status of your investment depends on the features of your qualified retirement plan or variable insurance contract.

PAYMENTS TO INSURERS, BROKER-DEALERS, AND OTHER FINANCIAL INTERMEDIARIES

Portfolio shares are generally available only through an insurer's variable contracts, or through certain employer or other retirement plans (Retirement Products). Retirement Products are generally purchased through a broker-dealer or other financial intermediary. The Portfolio or its distributor (or its affiliates) may make payments to the insurer and/or its related companies for distribution and/or other services; some of the payments may go to broker-dealers and other financial intermediaries. These payments may create a conflict of interest for an intermediary, or be a factor in the insurer's decision to include the Portfolio as an underlying investment option in a variable contract. Ask your financial advisor, visit your intermediary's website, or consult your insurance contract prospectus for more information.

ADDITIONAL INFORMATION ABOUT THE PORTFOLIO

FEES AND EXPENSES

Please refer to the following important information when reviewing the “Fees and Expenses of the Portfolio” table in the Portfolio Summary of the Prospectus. The fees and expenses shown were determined based on average net assets as of the fiscal year ended December 31, 2022.

- “Annual Fund Operating Expenses” are paid out of the Portfolio’s assets and include fees for portfolio management and administrative services, including recordkeeping, subaccounting, and other shareholder services. You do not pay these fees directly but, as the Example in the Portfolio Summary shows, these costs are borne indirectly by all shareholders.
- The “Management Fee” is the investment advisory fee rate paid by the Portfolio to the Adviser. Global Research Portfolio pays an investment advisory fee rate that adjusts up or down by a variable rate of up to 0.15% (assuming constant assets) on a monthly basis based upon the Portfolio’s performance relative to its benchmark index during a measurement period. This base fee rate, prior to any performance adjustment, is 0.60%. Refer to “Management Expenses” in this Prospectus for additional information with further description in the Statement of Additional Information (“SAI”).
- “Other Expenses”
 - include an administrative services fee of 0.05% of the average daily net assets to compensate insurance companies or other financial intermediaries for services provided to contract owners and plan participants.
 - include acquired fund fees and expenses, which are indirect expenses the Portfolio may incur as a result of investing in shares of an underlying fund, to the extent such expenses are less than 0.01%. “Acquired Fund” refers to any underlying fund (including, but not limited to, exchange-traded funds) in which a portfolio invests or has invested during the period. To the extent that the Portfolio invests in Acquired Funds, the Portfolio’s “Total Annual Fund Operating Expenses” may not correlate to the “Ratio of gross expenses to average net assets” presented in the Financial Highlights table because that ratio includes only the direct operating expenses incurred by the Portfolio, not the indirect costs of investing in Acquired Funds. Such amounts are less than 0.01%.
 - may include reimbursement to Janus Henderson Services US LLC (the “Transfer Agent”), the Portfolio’s transfer agent, of its out-of-pocket costs for serving as transfer agent and providing servicing to shareholders, including servicing provided by third parties.
 - include custodian fees and expenses, legal and auditing fees, printing and mailing costs of sending reports and other information to existing shareholders, and Independent Trustees’ fees and expenses.
- All expenses in the Portfolio’s “Fees and Expenses of the Portfolio” table are shown without the effect of expense offset arrangements. Pursuant to such arrangements, credits realized as a result of uninvested cash balances are used to reduce custodian and transfer agent expenses.

ADDITIONAL INVESTMENT STRATEGIES AND GENERAL PORTFOLIO POLICIES

The Portfolio’s Board of Trustees (“Trustees”) may change the Portfolio’s investment objective or non-fundamental principal investment strategies without a shareholder vote. The Portfolio will notify you in writing at least 60 days before making any such change it considers material. If there is a material change to the Portfolio’s investment objective or principal investment strategies, you should consider whether the Portfolio remains an appropriate investment for you. There is no guarantee that the Portfolio will achieve its investment objective.

Unless otherwise stated, the following section provides additional information about the investment strategies and general policies that are summarized in the Portfolio Summary section, including the types of securities the Portfolio may invest in when pursuing its investment objective. This section also describes investment strategies and policies that the Portfolio may use to a lesser extent. These non-principal investment strategies and policies may become more important in the future since the Portfolio’s composition can change over time. Except for the Portfolio’s policies with respect to illiquid investments, borrowing, and derivatives use, the percentage limitations included in these policies and elsewhere in this Prospectus and/or the SAI normally apply only at the time of purchase of a security. So, for example, if the Portfolio exceeds a limit, other than illiquid investments, borrowing, and derivatives use, as a result of market fluctuations or the sale of other securities, it will not be required to dispose of any securities. The “Glossary of Investment Terms” includes descriptions of investment terms used throughout the Prospectus.

Security Selection

The Central Research Team, overseen by the Portfolio Oversight Team led by the Adviser's Director of Research Matthew Peron, selects investments for the Portfolio that represent their high-conviction investment ideas in all market capitalizations, styles, and geographies. The Central Research Team, comprised of sector specialists, conducts fundamental analysis with a focus on "bottom-up" research, quantitative modeling, and valuation analysis. Using this research process, analysts rate their stocks based upon attractiveness. Stocks considered to be attractive may have all or some of the following characteristics: (i) good and preferably growing free cash flow, (ii) strong and defensible market position, (iii) healthy risk/return profile, (iv) exemplary governance, and (v) attractive valuation. Analysts bring their high-conviction ideas to their respective sector teams. Sector teams compare the appreciation and risk potential of each of the team's high-conviction ideas and construct a sector portfolio that is intended to maximize the best risk-reward opportunities. The Central Research Team and Mr. Peron participate in the portfolio construction process as part of their oversight function. Positions may be sold when, among other things, there is no longer high conviction in the return potential of the investment, if the risk characteristics have caused a re-evaluation of the opportunity, or if the investment thesis for owning a position has changed. This may occur if the stock has appreciated and reflects the anticipated value, if another company represents a better risk-reward opportunity, or if the investment's fundamental characteristics deteriorate. Securities may also be sold from the portfolio to rebalance sector weightings.

Cash Position

The Portfolio may not always stay fully invested. For example, when portfolio management believes that market conditions are unfavorable for investing, or when it is otherwise unable to locate attractive investment opportunities, the Portfolio's cash or similar investments may increase. When the Portfolio's investments in cash or similar investments increase, it may not participate in market advances or declines to the same extent that it would if the Portfolio remained more fully invested. To the extent the Portfolio invests its uninvested cash through a sweep program (meaning its uninvested cash is pooled with uninvested cash of other funds and invested in certain securities such as repurchase agreements), it is subject to the risks of the account or fund into which it is investing, including liquidity issues that may delay the Portfolio from accessing its cash.

In addition, the Portfolio may temporarily increase its cash position under certain unusual circumstances, such as to protect its assets or maintain liquidity in certain circumstances to meet unusually large redemptions. The Portfolio's cash position may also increase temporarily due to unusually large cash inflows. Under unusual circumstances such as these, the Portfolio may invest up to 100% of its assets in cash or similar investments. In this case, the Portfolio may take positions that are inconsistent with its investment policies. As a result, the Portfolio may not achieve its investment objective.

Consideration of ESG Factors

Portfolio management of the Portfolio may consider one or more environmental, social, and governance ("ESG") factors alongside other fundamental characteristics considered in the investment research process. In portfolio management's view, ESG factors, along with other attributes relevant to fundamental analysis, could potentially impact investment risk and/or returns. The identification of an ESG risk factor will not necessarily exclude a particular security or sector that, in portfolio management's view, is otherwise suitable for investment. To facilitate the assessment of ESG factors, portfolio management uses a mix of third-party data and internally generated analyses and may engage directly with companies. ESG factors may or may not be relevant or considered for each and every investment decision depending on portfolio management's perspective. Portfolio management may assess the relevance of ESG factors to its fundamental research process differently across issuers, sectors, regions, and asset classes.

Emerging Markets

The Portfolio may invest in securities of issuers or companies from or with exposure to one or more "developing countries" or "emerging market countries." Such countries include, but are not limited to, countries included in the MSCI Emerging Markets Index.

High-Yield/High-Risk Bonds

Within the parameters of their specific investment policies, the Portfolio may invest in bonds that are rated below investment grade (also known as a "junk" bond), such as BB+ or lower by Standard & Poor's Ratings Services ("Standard & Poor's") and Fitch, Inc. ("Fitch"), or Ba1 or lower by Moody's Investors Service, Inc. ("Moody's") or is an unrated bond of similar quality. The Portfolio may also invest in unrated bonds of foreign and domestic issuers.

Illiquid Investments

The Portfolio will not acquire any illiquid investment if, immediately after the acquisition, the Portfolio would have invested more than 15% of its net assets in illiquid investments that are assets. An illiquid investment is any investment that the Portfolio reasonably expects cannot be sold or disposed of in current market conditions in seven calendar days or less without the sale or disposition significantly changing the market value of the investment.

Initial Public Offerings and Secondary Offerings

The Portfolio may purchase shares issued as part of, or a short period after, a company's initial public offering ("IPO"), and may at times dispose of those shares shortly after their acquisition. An IPO is the first sale of stock by a private company to the public. IPOs are often issued by smaller, younger companies seeking the capital to expand, but can also be done by large privately-owned companies looking to become publicly traded. The Portfolio may also purchase shares in offerings made by companies that are publicly traded ("secondary offerings"). Secondary offerings may be made by companies for a number of reasons, including as part of a refinancing, to raise capital for growth, and/or to provide existing shareholders with a way to register and sell restricted shares.

Leverage

Certain of the Portfolio's investments, including derivatives and short sale transactions, involve the use of leverage. Leverage is investment exposure which exceeds the initial amount invested. Leverage occurs when the Portfolio increases its assets available for investment using derivatives, short sales, when-issued, delayed delivery, or forward commitment transactions, or other similar transactions. The use of other investment techniques can also create a leveraging effect on the Portfolio.

Portfolio Turnover

In general, the Portfolio intends to purchase securities for long-term investment, although, to a limited extent, the Portfolio may purchase securities in anticipation of relatively short-term gains. Short-term transactions may also result from liquidity needs, securities having reached a price or yield objective, changes in interest rates or the credit standing of an issuer, or by reason of economic or other developments not foreseen at the time of the initial investment decision. The Portfolio may also sell one security and simultaneously purchase the same or a comparable security to take advantage of short-term differentials in bond yields or securities prices. Portfolio turnover is affected by market conditions, changes in the size of the Portfolio (including due to shareholder purchases and redemptions), the nature of the Portfolio's investments, and portfolio management's investment style. Changes are normally made in the Portfolio's holdings whenever portfolio management believes such changes are desirable. Portfolio turnover rates are generally not a factor in making buy and sell decisions for the Portfolio.

Increased portfolio turnover may result in higher costs for brokerage commissions, dealer mark-ups, and other transaction costs. Higher costs associated with increased portfolio turnover also may have a negative effect on the Portfolio's performance. The "Financial Highlights" section of this Prospectus shows the Portfolio's historical turnover rates.

REITs and Real Estate-Related Securities

The Portfolio may invest in equity and debt securities of real estate-related companies. Such companies may include those in the real estate industry or real estate-related industries. These securities may include common stocks, preferred stocks, and other securities, including, but not limited to, mortgage-backed securities, real estate-backed securities, securities of real estate investment trusts ("REITs") and similar REIT-like entities (such as real estate operation companies ("REOCs")). A REIT is an entity that invests in real estate-related projects, such as properties, mortgage loans, and construction loans. REITs are often categorized as equity REITs, mortgage REITs, and hybrid REITs. An equity REIT, the most common type of REIT, invests primarily in the fee ownership of land and buildings. An equity REIT derives its income primarily from rental income but may also realize capital gains or losses by selling real estate properties in its portfolio that have appreciated or depreciated in value. A mortgage REIT invests primarily in mortgages on real estate, which may secure construction, development, or long-term loans. A mortgage REIT generally derives its income from interest payments on the credit it has extended. A hybrid REIT combines the characteristics of equity REITs and mortgage REITs, generally by holding both ownership interests and mortgage interests in real estate.

Similar to REITs, REOCs are publicly-traded real estate companies that typically engage in the development, management or financing of real estate, such as homebuilders, hotel management companies, land developers and brokers. REOCs, however, have not elected (or are not eligible) to be taxed as a REIT. The reasons for not making such an election include the (i) availability of tax-loss carry-forwards, (ii) operation in non-REIT-qualifying lines of business, and (iii) ability to retain earnings. Instead, REOCs are generally structured as "C" corporations under the Internal Revenue Code of 1986, as amended,

and, as a result, are not required to distribute any portion of their income. In this regard, although REOCs do not receive the same favorable tax treatment that is accorded to REITs, REOCs are typically subject to fewer restrictions than REITs, including the ability to retain and/or reinvest funds from operations and more flexibility in terms of the real estate investments they can make.

Securities Lending

The Portfolio may seek to earn additional income through lending its securities to certain qualified broker-dealers and institutions on a short-term or long-term basis in an amount equal to up to one-third of its total assets as determined at the time of the loan origination. When the Portfolio lends its securities, it receives collateral (including cash collateral), at least equal to the value of securities loaned. The Portfolio may earn income by investing this collateral in one or more affiliated or non-affiliated cash management vehicles or in time deposits. It is also possible that, due to a decline in the value of a cash management vehicle in which collateral is invested, the Portfolio may lose money. There is also the risk that when portfolio securities are lent, the securities may not be returned on a timely basis, and the Portfolio may experience delays and costs in recovering the security or gaining access to the collateral provided to the Portfolio to collateralize the loan. If the Portfolio is unable to recover a security on loan, the Portfolio may use the collateral to purchase replacement securities in the market. There is a risk that the value of the collateral could decrease below the cost of the replacement security by the time the replacement investment is made, resulting in a loss to the Portfolio. In certain circumstances, individual loan transactions could yield negative returns. The Adviser intends to manage a portion of the cash collateral in an affiliated cash management vehicle and will receive an investment advisory fee for managing such assets.

Short Sales

The Portfolio may invest in short positions through short sales of stocks and structured products, and through derivatives that include swaps, uncovered written calls, and futures. The Portfolio's gross notional exposure to short positions may not exceed 10% of the Portfolio's net assets.

The Portfolio may also engage in short sales "against the box" and options for hedging purposes that are not subject to the limits set forth above. Short sales against the box involve selling short a security that the Portfolio owns, or the Portfolio has the right to obtain the amount of the security sold short at a specified date in the future. The Portfolio may also enter into a short sale to hedge against anticipated declines in the market price of a security or to reduce portfolio volatility.

A short sale is generally a transaction in which the Portfolio sells a security it does not own or have the right to acquire (or that it owns but does not wish to deliver) in anticipation that the market price of that security will decline. To complete the transaction, the Portfolio must borrow the security to make delivery to the buyer. The Portfolio is then obligated to replace the security borrowed by purchasing the security at the market price at the time of replacement. A short sale is subject to the risk that if the price of the security sold short increases in value, the Portfolio will incur a loss because it will have to replace the security sold short by purchasing it at a higher price. In addition, the Portfolio may not always be able to close out a short position at a particular time or at an acceptable price. A lender may request, or market conditions may dictate, that the borrowed securities be returned to the lender on short notice, and the Portfolio may have to buy the borrowed securities at an unfavorable price. If this occurs at a time when other short sellers of the same security also want to close out their positions, a "short squeeze" can occur, which means that the demand is greater than the supply for the stock sold short. If a short squeeze occurs, it is more likely that the Portfolio will have to cover its short sale at an unfavorable price and potentially reduce or eliminate any gain, or cause a loss, as a result of the short sale. Because there is no upper limit to the price a borrowed security may reach prior to closing a short position, the Portfolio's losses are potentially unlimited in a short sale transaction. The Portfolio's gains and losses will also be decreased or increased, as the case may be, by the amount of any dividends, interest, or expenses, including transaction costs and borrowing fees, the Portfolio may be required to pay in connection with a short sale. Such payments may result in the Portfolio having higher expenses than a portfolio that does not engage in short sales and may negatively affect the Portfolio's performance.

The Portfolio may enter into a derivatives transaction to obtain short investment exposure to an underlying reference asset. If the value of the underlying reference asset on which the Portfolio has obtained short investment exposure increases, the Portfolio will incur a loss. This potential loss is theoretically unlimited. A short exposure through a derivative also exposes the Portfolio to credit risk, counterparty risk, and leverage risk.

Special Situations

The Portfolio may invest in companies that demonstrate special situations or turnarounds, meaning companies that have experienced significant business problems but are believed to have favorable prospects for recovery. For example, a special

situation or turnaround may arise when, in the opinion of portfolio management, the securities of a particular issuer will be recognized as undervalued by the market and appreciate in value due to a specific development with respect to that issuer. Special situations may include significant changes in a company's allocation of its existing capital, a restructuring of assets, or a redirection of free cash flow. For example, issuers undergoing significant capital changes may include companies involved in spin-offs, sales of divisions, mergers or acquisitions, companies involved in bankruptcy proceedings, or companies initiating large changes in their debt to equity ratio. Companies that are redirecting cash flows may be reducing debt, repurchasing shares, or paying dividends. Special situations may also result from: (i) significant changes in industry structure through regulatory developments or shifts in competition; (ii) a new or improved product, service, operation, or technological advance; (iii) changes in senior management or other extraordinary corporate event; (iv) differences in market supply of and demand for the security; or (v) significant changes in cost structure. Investments in "special situations" companies can present greater risks than investments in companies not experiencing special situations, and the Portfolio's performance could be adversely impacted if the securities selected decline in value or fail to appreciate in value.

Other Types of Investments

Unless otherwise stated within its specific investment policies, the Portfolio may also invest in other types of domestic and foreign securities and use other investment strategies. These securities and strategies are not intended to be principal investment strategies of the Portfolio. If successful, they may benefit the Portfolio by earning a return on the Portfolio's assets or reducing risk; however, they may not achieve the Portfolio's investment objective. These securities and strategies may include:

- debt securities (such as bonds, notes, sovereign debt, and debentures)
- preferred stocks and securities convertible into common stocks or preferred stocks
- indexed/structured securities (such as commercial and residential mortgage- and asset-backed securities)
- securities purchased on a when-issued, delayed delivery, or forward commitment basis
- equity and fixed-income securities issued in private placement transactions

RISKS OF THE PORTFOLIO

The value of your investment will vary over time, sometimes significantly, and you may lose money by investing in the Portfolio. To varying degrees, the Portfolio may invest in stocks, fixed-income securities, money market instruments or cash/cash equivalents, and derivatives. The following information is intended to help you better understand some of the risks of investing in the Portfolio, including those risks that are summarized in the Portfolio Summary section. This information also includes descriptions of other risks the Portfolio may be subject to as a result of additional investment strategies and general policies that may apply to the Portfolio. The impact of the following risks on the Portfolio may vary depending on the Portfolio's investments. The greater the Portfolio's investment in a particular security, the greater the Portfolio's exposure to the risks associated with that security. Before investing in the Portfolio, you should consider carefully the risks that you assume when investing in the Portfolio.

Counterparty Risk. Portfolio transactions involving a counterparty are subject to the risk that the counterparty or a third party will not fulfill its obligation to the Portfolio ("counterparty risk"). Counterparty risk may arise because of the counterparty's financial condition (i.e., financial difficulties, bankruptcy, or insolvency), market activities and developments, or other reasons, whether foreseen or not. A counterparty's inability to fulfill its obligation may result in significant financial loss to the Portfolio. The Portfolio may be unable to recover its investment from the counterparty or may obtain a limited recovery, and/or recovery may be delayed. The Portfolio may be exposed to counterparty risk to the extent it participates in lending its securities to third parties and/or cash sweep arrangements whereby the Portfolio's cash balance is invested in one or more types of cash management vehicles or in time deposits. In addition, the Portfolio may be exposed to counterparty risk through its investments in certain securities, including, but not limited to, repurchase agreements, debt securities, and derivatives (including various types of swaps, futures, and options). The Portfolio intends to enter into financial transactions with counterparties that the Adviser believes to be creditworthy at the time of the transaction. There is always the risk that the Adviser's analysis of a counterparty's creditworthiness is incorrect or may change due to market conditions. To the extent that the Portfolio focuses its transactions with a limited number of counterparties, it will have greater exposure to the risks associated with one or more counterparties.

Emerging Markets Risk. The Portfolio may invest in securities of issuers or companies from or with exposure to one or more “developing countries” or “emerging market countries.” Such countries include, but are not limited to, countries included in the MSCI Emerging Markets Index. To the extent that the Portfolio invests a significant amount of its assets in one or more of these countries, its returns and net asset value may be affected to a large degree by events and economic conditions in such countries. The risks of foreign investing are heightened when investing in emerging markets, which may result in the price of investments in emerging markets experiencing sudden and sharp price swings. In many developing markets, there is less government supervision and regulation of stock exchanges, brokers, and listed companies than in more developed markets, making these investments potentially more volatile in price and less liquid than investments in developed securities markets, resulting in greater risk to investors. There is a risk in developing countries that a current or future economic or political crisis could lead to price controls, forced mergers of companies, expropriation or confiscatory taxation, imposition or enforcement of foreign ownership limits, seizure, nationalization, sanctions or imposition of restrictions by various governmental entities on investment and trading, or creation of government monopolies, any of which may have a detrimental effect on the Portfolio’s investments.

The securities markets of many of these emerging market countries may also be smaller, less liquid, and subject to greater price volatility than those in the United States. In the event of a default on any investments in foreign debt obligations, it may be more difficult for the Portfolio to obtain or to enforce a judgment against the issuers of such securities. In addition, the Portfolio’s investments may be denominated in foreign currencies and therefore, changes in the value of a country’s currency compared to the U.S. dollar may affect the value of the Portfolio’s investments. To the extent that the Portfolio invests a significant portion of its assets in the securities of emerging markets issuers in or companies of a single country or region, it is more likely to be impacted by events or conditions affecting that country or region, which could have a negative impact on the Portfolio’s performance. The Portfolio may be subject to emerging markets risk to the extent that it invests in securities of issuers or companies which are not considered to be from emerging markets, but which have customers, products, or transactions associated with emerging markets. Additionally, foreign and emerging market risks, including but not limited to price controls, expropriation or confiscatory taxation, imposition or enforcement of foreign ownership limits, nationalization, and restrictions on repatriation of assets may be heightened to the extent the Portfolio invests in Chinese local market securities.

Eurozone Risk. A number of countries in the European Union (“EU”) have experienced, and may continue to experience, severe economic and financial difficulties. In particular, many EU nations are susceptible to economic risks associated with high levels of debt, notably due to investments in sovereign debt. These events have adversely affected the exchange rate of the euro and may continue to significantly affect European countries. As a result, financial markets in the EU have been subject to increased volatility and declines in asset values and liquidity. Responses to these financial problems by European governments, central banks, and others, including austerity measures and reforms, may not work, may result in social unrest, and may limit future growth and economic recovery or have other unintended consequences. All of these developments may continue to significantly affect the economies of all EU countries, which in turn may have a material adverse effect on the Portfolio’s investments in such countries, other countries that depend on EU countries for significant amounts of trade or investment, or issuers with exposure to debt issued by certain EU countries.

Foreign Exposure Risk. The Portfolio invests in foreign debt and equity securities either indirectly (e.g., depositary receipts, depositary shares, and passive foreign investment companies) or directly in foreign markets, including emerging markets. Additional risks may be present with respect to investments in securities of issuers or companies that are economically tied to different countries throughout the world. An issuer is deemed to be economically tied to a country or countries if one or more of the following tests are met: (i) the issuer is organized in, or its primary business office or principal trading market of its equity is located in, the country; (ii) a majority of the issuer’s revenues are derived from one or more countries; or (iii) a majority of the issuer’s assets are located in one or more countries. Investments in foreign securities, including securities of foreign and emerging market governments, may involve greater risks than investing in domestic securities because the Portfolio’s performance may depend on factors other than the performance of a particular company. These factors include:

- **Currency Risk.** As long as the Portfolio holds a foreign security, its value will be affected by the value of the local currency relative to the U.S. dollar. When the Portfolio sells a foreign currency denominated security, its value may be worth less in U.S. dollars even if the security increases in value in its home country. U.S. dollar-denominated securities of foreign issuers may also be affected by currency risk, as the value of these securities may also be affected by changes in the issuer’s local currency.

- **Political and Economic Risk.** Foreign investments may be subject to increased political and economic risks, including the imposition of economic and other sanctions. Sanctions imposed by the U.S. Government on other countries or persons or issuers operating in such countries could restrict the Portfolio's ability to buy affected securities or force the Portfolio to dispose of any affected securities it has previously purchased at an inopportune time. As a result, the Portfolio may experience a greater risk of loss with respect to securities impacted by such sanctions.

Political and economic risks may be heightened in emerging markets, which may have relatively unstable governments, immature economic structures, national policies restricting investments by foreigners, social instability, and different and/or developing legal systems. In some countries, there is the risk that the government may take over the assets or operations of a company or that the government may impose withholding and other taxes or limits on the removal of the Portfolio's assets from that country. In addition, the economies of emerging markets may be predominantly based on only a few industries, may be highly vulnerable to changes in local or global trade conditions, and may suffer from extreme and volatile debt burdens or inflation rates.

- **Regulatory Risk.** There may be less government supervision of foreign markets. As a result, foreign issuers may not be subject to the uniform accounting, auditing, and financial reporting standards and practices applicable to domestic issuers, and there may be less publicly available information about foreign issuers.
- **Foreign Market Risk.** Foreign securities markets, particularly those of emerging market countries, may be less liquid and more volatile than domestic markets. These securities markets may trade a small number of securities, may have a limited number of issuers and a high proportion of shares, or may be held by a relatively small number of persons or institutions. Local securities markets may be unable to respond effectively to increases in trading volume, potentially making prompt liquidation of substantial holdings difficult or impossible at times. It is also possible that certain markets may require payment for securities before delivery, and delays may be encountered in settling securities transactions. In some foreign markets, there may not be protection against failure by other parties to complete transactions. It may not be possible for the Portfolio to repatriate capital, dividends, interest, and other income from a particular country or governmental entity. In addition, securities of issuers located in or economically tied to countries with emerging markets may have limited marketability and may be subject to more abrupt or erratic price movements which could also have a negative effect on the Portfolio. Such factors may hinder the Portfolio's ability to buy and sell emerging market securities in a timely manner, affecting the Portfolio's investment strategies and potentially affecting the value of the Portfolio.
- **Geographic Concentration Risk.** To the extent that the Portfolio invests a substantial amount of its assets in issuers located in a single country or region, the economic, political, social, regulatory, or other developments or conditions within such country or region will generally have a greater effect on the Portfolio than they would on a more geographically diversified portfolio, which may result in greater losses and volatility. Adverse developments in certain regions could also adversely affect securities of other countries whose economies appear to be unrelated and could have a negative impact on the Portfolio's performance.
- **Transaction Costs.** Costs of buying, selling, and holding foreign securities, including brokerage, tax, and custody costs, may be higher than those involved in domestic transactions.

High-Yield/High-Risk Bond Risk. High-yield/high-risk bonds (also known as "junk" bonds) are bonds rated below investment grade by the primary rating agencies such as Standard & Poor's, Fitch, and Moody's or are unrated bonds of similar quality. The value of lower quality bonds generally is more dependent on credit risk than investment grade bonds. Issuers of high-yield/high-risk bonds may not be as strong financially as those issuing bonds with higher credit ratings and are more vulnerable to real or perceived economic changes, political changes, or adverse developments specific to the issuer. In addition, the junk bond market can experience sudden and sharp price swings.

Please refer to the "Explanation of Rating Categories" section of the SAI for a description of bond rating categories.

Industry and Sector Risk. Industry and sector risk is the possibility that a group of related securities will decline in price due to industry-specific or economic sector-specific developments. Companies in the same or similar industries and economic sectors may share common characteristics and are more likely to react similarly to industry-specific market or economic developments. The Portfolio's investments, if any, in multiple companies in a particular industry or economic sector may increase the Portfolio's exposure to industry and sector risk.

Inflation Risk. Inflation creates uncertainty over the future real value of an investment (the value after adjusting for inflation). The real value of certain assets or real income from investments will be less in the future as inflation decreases the value of

money. As inflation increases, the present value of the Portfolio's assets and distributions may decline. This risk is more prevalent with respect to debt securities held by the Portfolio, as applicable. Inflation rates may change frequently and drastically as a result of various factors, including unexpected shifts in the domestic or global economy. Moreover, the Portfolio's investments may not keep pace with inflation, which may result in losses to Portfolio shareholders or adversely affect the real value of shareholders' investment in the Portfolio. Portfolio shareholders' expectation of future inflation can also impact the current value of the Portfolio's holdings, resulting in lower asset values and potential losses. This risk may be elevated compared to historical market conditions because of recent monetary policy measures and the current interest rate environment.

Initial Public Offering and Secondary Offering Risk. The Portfolio's purchase of shares issued in an initial public offering ("IPO") exposes it to the risks associated with companies that have little operating history as public companies, as well as to the risks inherent in those sectors of the market where these new issuers operate. Attractive IPOs are often oversubscribed and may not be available to the Portfolio, or may be available only in very limited quantities. The market for IPO issuers has been volatile, and share prices of newly public companies have fluctuated up and down significantly over short periods of time. Although IPO investments may have had a positive impact on certain portfolios' performance in the past, there can be no assurance that the Portfolio will identify favorable IPO investment opportunities in the future. In addition, under certain market conditions, a relatively small number of companies may issue securities in IPOs. Similarly, as the number of portfolios to which IPO securities are allocated increases, the number of securities issued to any one portfolio may decrease. In addition, as the Portfolio increases in size, the impact of IPOs on the Portfolio's performance will generally decrease.

The Portfolio may purchase shares in secondary offerings. Secondary offerings may expose the Portfolio to some of the risks of IPOs. Participation in secondary offerings may have a magnified impact on the performance of a portfolio to the extent that it has a small asset base and the portfolio may not experience similar performance as its assets grow. Secondary offering shares frequently are volatile in price. As a result, the Portfolio may hold secondary offering shares for a very short period of time. This may increase the portfolio turnover rate of the Portfolio and may lead to increased expenses for the Portfolio, such as commissions and transaction costs. In addition, secondary offering shares can experience an immediate drop in value if the demand for the securities does not continue to support the offering price.

Leverage Risk. Some transactions may give rise to a form of economic leverage. These transactions may include, among others, derivatives, and may expose the Portfolio to greater risk and increase its costs. The use of leverage may cause the Portfolio to liquidate portfolio positions when it may not be advantageous to do so to satisfy its obligations or to meet the applicable requirements of the Investment Company Act of 1940, as amended, and the rules thereunder. Increases and decreases in the value of the Portfolio's holdings will be magnified when the Portfolio uses leverage.

Liquidity Risk. The Portfolio may invest in securities or instruments that do not trade actively or in large volumes, and may make investments that are less liquid than other investments. Also, the Portfolio may make investments that may become less liquid in response to market developments or adverse investor perceptions. Investments that are illiquid or that trade in lower volumes may be more difficult to value. When there is no willing buyer and investments cannot be readily sold at the desired time or price, the Portfolio may have to accept a lower price or may not be able to sell the security or instrument at all. Investments in foreign securities, particularly those of issuers located in emerging market countries, tend to have greater exposure to liquidity risk than domestic securities. In unusual market conditions, even normally liquid securities may be affected by a degree of liquidity risk (i.e., if the number and capacity of traditional market participants is reduced). An inability to sell one or more portfolio positions can adversely affect the Portfolio's value or prevent the Portfolio from being able to take advantage of other investment opportunities. Liquidity risk may be increased to the extent that the Portfolio invests in restricted securities that are deemed to be illiquid investments.

Liquidity risk may also refer to the risk that the Portfolio will not be able to pay redemption proceeds within the allowable time period because of unusual market conditions, an unusually high volume of redemption requests, or other reasons. While the Portfolio may pay redemptions in-kind, the Portfolio may instead choose to raise cash to meet redemption requests through the sale of portfolio securities or permissible borrowings. If the Portfolio is forced to sell securities at an unfavorable time and/or under unfavorable conditions, such sales may adversely affect the Portfolio's net asset value and may increase brokerage costs.

Market Risk. The value of the Portfolio's holdings may decrease if the value of one or more issuers in the Portfolio decreases. Further, regardless of how well individual companies or securities perform, the value of the Portfolio's holdings could also decrease if there are deteriorating economic or market conditions, including, but not limited to, a general decline in prices on

the stock markets, a general decline in real estate markets, a decline in commodities prices, or if the market favors different types of securities than the types of securities in which the Portfolio invests. If the value of the Portfolio's holdings decreases, the Portfolio's net asset value will also decrease, which means if you sell your shares in the Portfolio you may lose money. Market risk may affect a single issuer, industry, economic sector, or the market as a whole.

The increasing interconnectivity between global economies and financial markets increases the likelihood that events or conditions in one region or financial market may adversely impact issuers in a different country, region or financial market. Social, political, economic and other conditions and events, such as natural disasters, health emergencies (e.g., epidemics and pandemics), terrorism, conflicts and social unrest, including related sanctions, could reduce consumer demand or economic output, result in market closures, travel restrictions and/or quarantines, and generally have a significant impact on the global economies and financial markets.

- **COVID-19 Pandemic.** The effects of COVID-19 have contributed to increased volatility in global financial markets and have affected and may continue to affect certain countries, regions, issuers, industries and market sectors more dramatically than others. These conditions and events could have a significant impact on the Portfolio and its investments, the Portfolio's ability to meet redemption requests, and the processes and operations of the Portfolio's service providers, including the Adviser.
- **Russia/Ukraine Invasion.** Russia launched a large-scale invasion of Ukraine on February 24, 2022. The extent and duration of the military action, resulting sanctions, and resulting future market disruptions in the region are impossible to predict, but could be significant and have a severe adverse effect on the region, including significant negative impacts on the economy and the markets for certain securities and commodities, such as oil and natural gas, as well as other sectors.

Private Placements and Other Restricted Securities Risk. Investments in private placements and other restricted securities could decrease the Portfolio's liquidity profile or prevent the Portfolio from disposing of them promptly at advantageous prices. Private placements and restricted securities may be less liquid than other investments because such securities may not always be readily sold in broad public markets and may have no active trading market. As a result, they may be difficult to value because market quotations may not be readily available. Transaction costs may be higher for these securities, and the Portfolio may get only limited information about the issuer of a private placement or other restricted security.

REIT Risk. To the extent that the Portfolio holds REITs and REIT-like entities, it may be subject to the additional risks associated with REIT and REIT-like investments. REITs and REIT-like entities are subject to heavy cash flow dependency to allow them to make distributions to their shareholders. The prices of equity REITs are affected by changes in the value of the underlying property owned by the REITs, changes in capital markets and interest rates, management skill in running a REIT, and the creditworthiness of the REIT. The prices of mortgage REITs are affected by the quality of any credit they extend, the creditworthiness of the mortgages they hold, as well as by the value of the property that secures the mortgages. In addition, mortgage REITs (similar to direct investments in mortgage-backed securities) are subject to prepayment risk. Equity REITs and mortgage REITs are subject to heavy cash flow dependency, defaults by borrowers, and self-liquidation. There is also the risk that borrowers under mortgages held by a REIT or lessees of a property that a REIT owns may be unable to meet their obligations to the REIT. In the event of a default by a borrower or lessee, the REIT may incur substantial costs associated with protecting its investments. While equity REITs and mortgage REITs may provide exposure to a large number of properties, such properties may be concentrated in a particular industry, region, or housing type, making such investments more vulnerable to unfavorable developments to economic or market events. Certain "special purpose" REITs in which the Portfolio may invest focus their assets in specific real property sectors, such as hotels, shopping malls, nursing homes, or warehouses, and are therefore subject to the specific risks associated with adverse developments in these sectors. The Portfolio's shareholders will indirectly bear their proportionate share of the REIT's expenses, in addition to their proportionate share of the Portfolio's expenses. The value of investments in REOCs will generally be affected by the same factors that adversely affect REIT investments; however, REOCs may also be adversely affected by income streams derived from businesses other than real estate ownership.

Additionally, a REIT that fails to comply with federal tax requirements affecting REITs may be subject to federal income taxation, or the federal tax requirement that a REIT distribute substantially all of its net income to its shareholders may result in a REIT having insufficient capital for future expenditures. REITs are also subject to certain provisions under federal tax law and the failure of a company to qualify as a REIT could have adverse consequences for the Portfolio, including significantly reducing the return to the Portfolio on its investment in such company.

Small- and Mid-Sized Companies Risk. The Portfolio's investments in securities issued by small- and mid-sized companies, which can include smaller, start-up companies offering emerging products or services, may involve greater risks than are customarily associated with larger, more established companies. For example, while small- and mid-sized companies may realize more substantial growth than larger or more established issuers, they may also suffer more significant losses as a result of their narrow product lines, limited operating history, greater exposure to competitive threats, limited financial resources, limited trading markets, and the potential lack of management depth. Securities issued by small- and mid-sized companies tend to be more volatile and somewhat more speculative than securities issued by larger or more established companies and may underperform as compared to the securities of larger or more established companies. These holdings are also subject to wider price fluctuations and tend to be less liquid than stocks of larger or more established companies, which could have a significant adverse effect on the Portfolio's returns, especially as market conditions change.

Sovereign Debt Risk. The Portfolio may invest in U.S. and non-U.S. government debt securities ("sovereign debt"). Investments in sovereign debt, especially the debt of certain emerging market countries, can involve a high degree of risk, including the risk that the governmental entity that controls the repayment of sovereign debt may not be willing or able to repay the principal and/or to pay the interest on its sovereign debt in a timely manner. A sovereign debtor's willingness or ability to satisfy its debt obligation may be affected by various factors, including its cash flow situation, the extent of its foreign currency reserves, the availability of foreign exchange when a payment is due, the relative size of its debt position in relation to its economy as a whole, the sovereign debtor's policy toward international lenders, and local political constraints to which the governmental entity may be subject. Sovereign debtors may also be dependent on expected disbursements from foreign governments, multilateral agencies, and other entities. The failure of a sovereign debtor to implement economic reforms, achieve specified levels of economic performance, or repay principal or interest when due may result in the cancellation of third party commitments to lend funds to the sovereign debtor, which may further impair such debtor's ability or willingness to timely service its debts. The Portfolio may be requested to participate in the rescheduling of such sovereign debt and to extend further loans to governmental entities, which may adversely affect the Portfolio's holdings. In the event of default, there may be limited or no legal remedies for collecting sovereign debt and there may be no bankruptcy proceedings through which the Portfolio may collect all or part of the sovereign debt that a governmental entity has not repaid. In addition, to the extent the Portfolio invests in non-U.S. sovereign debt, it may be subject to currency risk.

Warrants and Rights Risk. The price, performance and liquidity of warrants and rights to purchase equity securities are typically linked to the underlying stock. These instruments have many characteristics of convertible securities and, similarly, will react to variations in the general market for equity securities. Rights are similar to warrants, but normally have a short duration and are distributed directly by the issuer to its shareholders. Rights and warrants have no voting rights, receive no dividends and have no rights with respect to the assets of the issuer.

MANAGEMENT OF THE PORTFOLIO

INVESTMENT ADVISER

Janus Henderson Investors US LLC, 151 Detroit Street, Denver, Colorado 80206-4805, is the investment adviser to the Portfolio. The Adviser is responsible for the day-to-day management of the Portfolio's investment portfolio and furnishes continuous advice and recommendations concerning the Portfolio's investments. The Adviser also provides certain administration and other services and is responsible for other business affairs of the Portfolio.

The Adviser (together with its predecessors and affiliates) has served as investment adviser to the Janus Henderson mutual funds since 1970 and currently serves as investment adviser to all of the Janus Henderson mutual funds as well as the Janus Henderson exchange-traded funds, acts as subadviser for a number of private-label mutual funds, and provides separate account advisory services for institutional accounts and other unregistered products.

The Trust and the Adviser have received an exemptive order from the Securities and Exchange Commission (the "SEC") that permits the Adviser, subject to the approval of the Trustees, to appoint or replace certain subadvisers to manage all or a portion of the Portfolio's assets and enter into, amend, or terminate a subadvisory agreement with certain subadvisers without obtaining shareholder approval (a "manager-of-managers structure"). The manager-of-managers structure applies to subadvisers that are not affiliated with the Trust or the Adviser ("non-affiliated subadvisers"), as well as any subadviser that is an indirect or direct "wholly-owned subsidiary" (as such term is defined by the Investment Company Act of 1940, as amended) of the Adviser or of another company that, indirectly or directly, wholly owns the Adviser (collectively, "wholly-owned subadvisers").

Pursuant to the order, the Adviser, with the approval of the Trustees, has the discretion to terminate any subadviser and allocate and, as appropriate, reallocate the Portfolio's assets among the Adviser and any other non-affiliated subadvisers or wholly-owned subadvisers (including terminating a non-affiliated subadviser and replacing it with a wholly-owned subadviser). To the extent that the Portfolio's assets are allocated to one or more subadvisers, the Adviser, subject to oversight by the Trustees, would have the responsibility to oversee such subadviser(s) to the Portfolio and to recommend for approval by the Trustees, the hiring, termination, and replacement of a subadviser for the Portfolio. In the event that the Adviser hires a subadviser pursuant to the manager-of-managers structure, the Portfolio would provide shareholders with information about the subadviser and subadvisory agreement within 90 days.

The Adviser furnishes certain administration, compliance, and accounting services to the Portfolio, including providing office space for the Portfolio and providing personnel to serve as officers to the Portfolio. The Portfolio reimburses the Adviser for certain of its costs in providing these services (to the extent the Adviser seeks reimbursement and such costs are not otherwise waived). These costs include some or all of the salaries, fees, and expenses of the Adviser's employees and Portfolio officers, including the Portfolio's Chief Compliance Officer and compliance staff, that provide specified administration and compliance services to the Portfolio. The Portfolio pays these costs based on out-of-pocket expenses incurred by the Adviser, and these costs are separate and apart from advisory fees and other expenses paid in connection with the investment advisory services the Adviser provides to the Portfolio.

MANAGEMENT EXPENSES

The Portfolio pays the Adviser an investment advisory fee and incurs expenses, including administrative services fees payable pursuant to the Transfer Agency Agreement, any other transfer agent and custodian fees and expenses, legal and auditing fees, printing and mailing costs of sending reports and other information to existing shareholders, and Independent Trustees' fees and expenses. The Portfolio's investment advisory fee is calculated daily and paid monthly. The Portfolio's advisory agreement details the investment advisory fee and other expenses that the Portfolio must pay.

Global Research Portfolio pays an investment advisory fee rate that may adjust up or down based on the Portfolio's performance relative to the cumulative investment record of its benchmark index, the MSCI World Index, over a rolling 36-month performance measurement period.

The table below reflects the Portfolio's base fee rate (expressed as an annual rate), as well as the actual investment advisory fee rate paid by the Portfolio to the Adviser. The third column shows the full performance rate for outperformance or underperformance during the measurement period relative to the Portfolio's benchmark index. The fourth column shows the performance adjusted investment advisory fee rate, which is equal to the Portfolio's base fee rate plus or minus the performance adjustment over the period. This fourth column shows the actual amount of the investment advisory fee rate paid by the Portfolio as of the end of the fiscal year.

As an example, if the Portfolio outperformed its benchmark index over the performance measurement period by its full performance rate (listed in the table below), the advisory fee would increase by 0.15% (assuming constant assets). Conversely, if the Portfolio underperformed its benchmark index over the performance measurement period by its full performance rate (listed in the table below), the advisory fee would decrease by 0.15% (assuming constant assets). Actual performance within the full range of the full performance rate may result in positive or negative incremental adjustments to the advisory fee of greater or less than 0.15%. Additional details discussing the performance fee are included below with further description in the SAI.

Portfolio Name	Base Fee Rate (%)	Full Performance Rate vs. Benchmark Index	Performance Adjusted/Actual Investment Advisory Fee Rate (%) (for the fiscal year ended December 31, 2022)
Global Research Portfolio	0.60	± 6.00%	0.55

The investment advisory fee rate is determined by calculating a base fee (shown in the previous table) and applying a performance adjustment (described in further detail below). The performance adjustment either increases or decreases the base fee depending on how well the Portfolio has performed relative to the MSCI World Index.

The calculation of the performance adjustment applies as follows:

Investment Advisory Fee = Base Fee Rate +/- Performance Adjustment

The investment advisory fee rate paid to the Adviser by the Portfolio consists of two components: (1) a base fee calculated by applying the contractual fixed rate of the advisory fee to the Portfolio's average daily net assets during the previous month ("Base Fee Rate"), plus or minus (2) a performance-fee adjustment ("Performance Adjustment") calculated by applying a variable rate of up to 0.15% (positive or negative) to the Portfolio's average daily net assets based on the Portfolio's relative performance compared to the cumulative investment record of its benchmark index over a 36-month rolling performance measurement period.

No Performance Adjustment is applied unless the difference between the Portfolio's investment performance and the cumulative investment record of the Portfolio's benchmark index is 0.50% or greater (positive or negative) during the applicable performance measurement period. The Base Fee Rate is subject to an upward or downward Performance Adjustment for every full 0.50% increment by which the Portfolio outperforms or underperforms its benchmark index. Because the Performance Adjustment is tied to the Portfolio's relative performance compared to its benchmark index (and not its absolute performance), the Performance Adjustment could increase the Adviser's fee even if the Portfolio's Shares lose value during the performance measurement period and could decrease the Adviser's fee even if the Portfolio's Shares increase in value during the performance measurement period. For purposes of computing the Base Fee Rate and the Performance Adjustment, net assets are averaged over different periods (average daily net assets during the previous month for the Base Fee Rate, versus average daily net assets during the performance measurement period for the Performance Adjustment). Performance of the Portfolio is calculated net of expenses whereas the Portfolio's benchmark index does not have any fees or expenses. Reinvestment of dividends and distributions is included in calculating both the performance of the Portfolio and the Portfolio's benchmark index. The Base Fee Rate is calculated and accrued daily. The Performance Adjustment is calculated monthly in arrears and is accrued throughout the month. The investment advisory fee is paid monthly in arrears. Under extreme circumstances involving underperformance by a rapidly shrinking Portfolio, the dollar amount of the Performance Adjustment could be more than the dollar amount of the Base Fee Rate. In such circumstances, the Adviser would reimburse the Portfolio.

The investment performance of the Portfolio's Service Shares for the performance measurement period is used to calculate the Performance Adjustment. After the Adviser determines whether the Portfolio's performance was above or below its benchmark index by comparing the investment performance of the Portfolio's Service Shares against the cumulative investment record of the Portfolio's benchmark index, the Adviser applies the same Performance Adjustment (positive or negative) across each other class of shares of the Portfolio, as applicable. It is not possible to predict the effect of the Performance Adjustment on future overall compensation to the Adviser since it depends on the performance of the Portfolio relative to the record of the Portfolio's benchmark index and future changes to the size of the Portfolio.

A discussion regarding the basis for the Trustees' approval of the Portfolio's investment advisory agreement is included in the Portfolio's annual report (for the period ending December 31) and semiannual report (for the period ending June 30) to shareholders. You can request the Portfolio's annual or semiannual reports (as they become available), free of charge, by contacting your plan sponsor, broker-dealer, or financial intermediary, or by contacting a Janus Henderson representative at 1-877-335-2687. The reports are also available, free of charge, at janushenderson.com/VIT.

PORTFOLIO MANAGEMENT

Global Research Portfolio

The Central Research Team selects investments for Global Research Portfolio and has done so since May 2013. The Central Research Team consists of the Adviser's equity research analysts overseen by the Portfolio Oversight Team led by Matthew Peron.

Matthew Peron is the Adviser's Director of Research and Executive Vice President of Global Research Portfolio. Mr. Peron is primarily responsible for the day-to-day operations of the Portfolio. He leads the Portfolio Oversight Team that reviews the Portfolio's risks, overall structure, and guidelines and has done so since April 2020. Mr. Peron is also Portfolio Manager of other Janus Henderson accounts. Prior to joining the Adviser in April 2020, he was Chief Investment Officer for City National Rochdale since 2018. Prior to serving in that role, Mr. Peron held various positions at Northern Trust, including serving as Executive Vice President and Managing Director of Global Equity, and as a member of the asset allocation committee. He holds a Bachelor of Science degree in Electrical Engineering from Swarthmore College and a Master of Business Administration degree from the University of Chicago Booth School of Business.

Information about Mr. Peron's compensation structure and other accounts managed, as well as the aggregate range of his individual ownership in the Portfolio and certain other mutual funds advised by the Adviser, is included in the SAI.

Conflicts of Interest

The Adviser manages other funds and numerous other accounts, which may include separate accounts and other pooled investment vehicles, such as hedge funds. Side-by-side management of multiple accounts, including the management of a cash collateral pool for securities lending and investing the Janus Henderson funds' cash, may give rise to conflicts of interest among those accounts, and may create potential risks, such as the risk that investment activity in one account may adversely affect another account. For example, short sale activity in an account could adversely affect the market value of long positions in one or more other accounts (and vice versa). Side-by-side management may raise additional potential conflicts of interest relating to the allocation of investment opportunities and the aggregation and allocation of trades. A further discussion of potential conflicts of interest and a discussion of certain procedures intended to mitigate such potential conflicts are contained in the Portfolio's SAI.

OTHER INFORMATION

CLASSES OF SHARES

Only Institutional Shares are offered by this Prospectus. The Shares are available only in connection with investment in and payments under variable insurance contracts, as well as certain qualified retirement plans. Service Shares are offered only in connection with investment in and payments under variable insurance contracts, as well as certain qualified retirement plans, that require a fee from Portfolio assets to procure distribution and/or administrative services to contract owners and plan participants. Because the expenses of each class may differ, the performance of each class is expected to differ. If you would like additional information about the Service Shares, please call 1-800-525-0020. In addition, for an analysis of fees associated with an investment in either share class or other similar funds, please visit www.finra.org/fundalyzer.

CLOSED PORTFOLIO POLICIES

The Portfolio may limit sales of its Shares to new investors. If sales of the Portfolio are limited, it is expected that existing shareholders invested in the Portfolio would be permitted to continue to purchase Shares through their existing Portfolio accounts and to reinvest any dividends or capital gains distributions in such accounts, absent highly unusual circumstances. Requests for new accounts into a closed portfolio would be reviewed by management, taking into consideration eligibility requirements and whether the addition to the portfolio is believed to negatively impact existing portfolio shareholders. The closed portfolio may decline opening new accounts, including eligible new accounts, if it would be in the best interests of the portfolio and its shareholders. If applicable, additional information regarding general policies and exceptions can be found in a closed portfolio's prospectuses.

LIQUIDATION/REORGANIZATION OF A PORTFOLIO

It is important to know that, pursuant to the Trust's Amended and Restated Trust Instrument, the Trustees have the authority to merge, liquidate, and/or reorganize a portfolio into another portfolio without seeking shareholder vote or consent.

DISTRIBUTION OF THE PORTFOLIO

The Portfolio is distributed by Janus Henderson Distributors US LLC (the "Distributor"), which is a member of the Financial Industry Regulatory Authority, Inc. ("FINRA"). To obtain information about FINRA member firms and their associated persons, you may contact FINRA at www.finra.org, or 1-800-289-9999.

DISTRIBUTIONS AND TAXES

DISTRIBUTIONS

To avoid taxation of the Portfolio, the Internal Revenue Code of 1986, as amended (the “Internal Revenue Code”) requires the Portfolio to distribute all or substantially all of its net investment income and any net capital gains realized on its investments at least annually. The Portfolio’s income from certain dividends, interest, and any net realized short-term capital gains are paid to shareholders as ordinary income dividends. Net realized long-term capital gains, if any, are paid to shareholders as capital gains distributions, regardless of how long Shares of the Portfolio have been held. A portion of the Portfolio’s distributions received from REITs may be classified as a return of capital for federal income tax purposes. As a result, the Portfolio is more likely to make distributions that are treated as returns of capital, and possibly in greater amounts, than a portfolio that does not invest in REITs. Distributions are made at the class level, so they may vary from class to class within a single portfolio.

Distribution Schedule

Dividends for the Portfolio are normally declared and distributed in June and December. Capital gains are normally declared and distributed in June. However, in certain situations it may be necessary for the Portfolio to declare and distribute capital gains in December. If necessary, dividends and net capital gains may be distributed at other times as well. Unless otherwise instructed, distributions of net investment income and net capital gains, if any, are automatically reinvested in additional Shares of the Portfolio.

How Distributions Affect the Portfolio’s NAV

Distributions are paid to shareholders as of the record date of a distribution of the Portfolio, regardless of how long the Shares have been held. Undistributed dividends and net capital gains are included in the Portfolio’s daily net asset value (“NAV”). The share price of the Portfolio drops by the amount of the distribution, net of any subsequent market fluctuations. For example, assume that on December 31, the Portfolio declared a dividend in the amount of \$0.25 per share. If the Portfolio’s share price was \$10.00 on December 30, the Portfolio’s share price on December 31 would be \$9.75, barring market fluctuations.

TAXES

Taxes on Distributions

Because Shares of the Portfolio may be purchased only through variable insurance contracts and certain qualified retirement plans, it is anticipated that any income dividends or net capital gains distributions made by the Portfolio will be exempt from current federal income taxation if left to accumulate within the variable insurance contract or qualified retirement plan. Generally, withdrawals from such contracts or plans may be subject to federal income tax at ordinary income rates and, if withdrawals are made from a retirement plan before age 59½, a 10% penalty tax may be imposed. The federal income tax status of your investment depends on the features of your qualified retirement plan or variable insurance contract. Further information may be found in your plan documents or in the prospectus of the separate account offering such contract.

Taxation of the Portfolio

Dividends, interest, and some capital gains received by the Portfolio on foreign securities may be subject to foreign tax withholding or other foreign taxes. If the Portfolio is eligible, it may from year to year make the election permitted under Section 853 of the Internal Revenue Code to pass through such taxes to shareholders as a foreign tax credit. If such an election is not made, any foreign taxes paid or accrued will represent an expense to the Portfolio.

The Portfolio does not expect to pay any federal income or excise taxes because it intends to meet certain requirements of the Internal Revenue Code. In addition, because the Shares of the Portfolio are sold in connection with variable insurance contracts, the Portfolio intends to satisfy the diversification requirements applicable to insurance company separate accounts under the Internal Revenue Code. If the Portfolio invests in partnerships, it may be subject to state tax liabilities.

SHAREHOLDER'S GUIDE

Investors may not purchase or redeem Shares of the Portfolio directly. Shares may be purchased or redeemed only through variable insurance contracts offered by the separate accounts of participating insurance companies or through certain qualified retirement plans. **Refer to the prospectus for the participating insurance company's separate account or your plan documents for instructions on purchasing or selling variable insurance contracts and on how to select the Portfolio as an investment option for a contract or a qualified retirement plan.**

With certain exceptions, the Portfolio is generally available only to shareholders residing in the United States and employees of the Adviser or its affiliates. For purposes of this policy, the Portfolio requires that a shareholder and/or entity be a U.S. citizen residing in the United States or a U.S. Territory (including overseas U.S. military or diplomatic addresses) or a resident alien residing in the United States or a U.S. Territory with a valid U.S. Taxpayer Identification Number to open an account with the Portfolio.

PRICING OF PORTFOLIO SHARES

The per share NAV for each class is computed by dividing the total value of assets allocated to the class, less liabilities allocated to that class, by the total number of outstanding shares of the class. The Portfolio's NAV is calculated as of the close of the trading session of the New York Stock Exchange ("NYSE") (normally 4:00 p.m. New York time) each day that the NYSE is open ("business day"). However, the time at which the Portfolio's NAV is calculated may be changed if trading on the NYSE is restricted, the NYSE closes at a different time, or as permitted by the SEC. Foreign securities held by the Portfolio may be traded on days and at times when the NYSE is closed and the NAV is therefore not calculated. Accordingly, the value of the Portfolio's holdings may change on days that are not business days in the United States and on which you will not be able to purchase or redeem the Portfolio's Shares.

All purchases and redemptions will be duly processed at the NAV next calculated after your request is received in good order by the Portfolio or its agents. In order to receive a day's price, your order must be received in good order by the Portfolio (or insurance company or plan sponsor) or its agents by the close of the trading session of the NYSE.

Portfolio holdings are valued in accordance with policies and procedures established by the Adviser pursuant to Rule 2a-5 under the Investment Company Act of 1940, as amended, and approved by and subject to the oversight of the Trustees (the "Valuation Procedures"). To the extent available, domestic and foreign equity securities traded on a securities exchange are generally valued at readily available market quotations, which are (i) the official close prices or (ii) last sale prices on the primary market or exchange in which the securities trade. Most fixed-income securities are typically valued using an evaluated bid price supplied by an Adviser-approved pricing service that is intended to reflect market value. The evaluated bid price is an evaluation that may consider factors such as security prices, yields, maturities, and ratings. Certain short-term instruments maturing within 60 days or less may be valued at amortized cost, which approximates market value. If a market quotation or evaluated price for a security is not readily available or is deemed unreliable, or if an event that is expected to affect the value of the security occurs after the close of the principal exchange or market on which the security is traded, and before the close of the NYSE, a fair value of the security will be determined in good faith by the Adviser pursuant to the Valuation Procedures. Such events include, but are not limited to: (i) a significant event that may affect the securities of a single issuer, such as a merger, bankruptcy, or significant issuer-specific development; (ii) an event that may affect an entire market, such as a natural disaster or significant governmental action; (iii) a non-significant event such as a market closing early or not opening, or a security trading halt; and (iv) pricing of a non-valued security and a restricted or non-public security. This type of fair valuation may be more commonly used with foreign equity securities, but it may also be used with, among other things, thinly-traded domestic securities or fixed-income securities. Special valuation considerations may apply with respect to "odd-lot" fixed-income transactions which, due to their small size, may receive evaluated prices by pricing services which reflect a large block trade and not what actually could be obtained for the odd-lot position. For valuation purposes, quotations of foreign portfolio securities, other assets and liabilities, and forward contracts stated in foreign currency are generally translated into U.S. dollar equivalents at the prevailing market rates. The Valuation Procedures provide for the use of systematic fair valuation models provided by an independent pricing service to value foreign equity securities in order to adjust for stale pricing, which may occur between the close of certain foreign exchanges and the close of the NYSE. The methodologies employed when fair valuing Portfolio holdings may change from time to time. Because fair value pricing involves subjective judgments, it is possible that the fair value determination for a security may be different than the value that could be realized when selling that security.

Due to the subjective nature of systematic fair valuation, the value of a particular security may be different from the last quoted market price. Systematic fair valuation may reduce arbitrage activity involving the frequent buying and selling of

mutual fund shares by investors seeking to take advantage of a perceived lag between a change in the value of the Portfolio's securities and the reflection of such change in the Portfolio's NAV, as further described in the "Excessive Trading" section of this Prospectus. While funds that invest in foreign securities may be at a greater risk for arbitrage activity, such activity may also arise in funds which do not invest in foreign securities, for example, when trading in a security held by a portfolio is halted and does not resume prior to the time the portfolio calculates its NAV (referred to as "stale pricing"). Portfolios that hold thinly-traded securities, such as certain small-capitalization securities or high-yield fixed-income securities, may be subject to attempted use of arbitrage techniques. To the extent that the valuation of a security is different from the security's market value, short-term arbitrage traders buying and/or selling shares of the Portfolio may dilute the NAV of the Portfolio, which negatively impacts long-term shareholders. The Valuation Procedures and the Trust's excessive trading policies and procedures may not completely eliminate short-term trading in certain omnibus accounts and other accounts traded through intermediaries.

The value of the securities of other mutual funds held by the Portfolio, if any, will be calculated using the NAV of such mutual funds, and the prospectuses for such mutual funds explain the circumstances under which they use fair valuation and the effects of using fair valuation.

ADMINISTRATIVE FEES

The Transfer Agent receives an administrative services fee at an annual rate of 0.05% of the average daily net assets of the Portfolio for arranging for the provision by participating insurance companies and qualified plan service providers of administrative services, including recordkeeping, subaccounting, order processing, or other shareholder services provided on behalf of contract holders or plan participants investing in the Portfolio. Other shareholder services may include the provision of order confirmations, periodic account statements, forwarding prospectuses, shareholder reports, and other materials to existing customers, and answering inquiries regarding accounts. The Transfer Agent expects to use this entire fee to compensate insurance companies and qualified plan service providers for providing these services to their customers who invest in the Portfolio.

PAYMENTS TO FINANCIAL INTERMEDIARIES BY THE ADVISER OR ITS AFFILIATES

From its own assets, the Adviser or its affiliates pay fees to selected insurance companies, qualified plan service providers or their affiliates, or other financial intermediaries that distribute, market, or promote the Portfolio or perform related services for contract owners and plan participants. The amount of these payments is determined from time to time by the Adviser, may be substantial, and may differ for different financial intermediaries. The Adviser and its affiliates consider a number of factors in making payments to financial intermediaries.

The Adviser or its affiliates pay fees, from their own assets, to selected insurance companies, qualified plan service providers, and other financial intermediaries for providing recordkeeping, subaccounting, transaction processing, and other shareholder or administrative services (including payments for processing transactions via the National Securities Clearing Corporation ("NSCC") or other means) in connection with investments in the Janus Henderson funds. These fees are in addition to any fees that may be paid by the Janus Henderson funds for these types of services or other services.

In addition, the Adviser or its affiliates periodically share certain marketing expenses with selected intermediaries, or pay for or sponsor informational meetings, seminars, client awareness events, support for marketing materials, sales reporting, or business building programs for such intermediaries to raise awareness of the Portfolio. The Adviser or its affiliates make payments to participate in selected intermediary marketing support programs which may provide the Adviser or its affiliates with one or more of the following benefits: attendance at sales conferences, participation in meetings or training sessions, access to or information about intermediary personnel, use of an intermediary's marketing and communication infrastructure, fund analysis tools, data, business planning and strategy sessions with intermediary personnel, information on industry- or platform-specific developments, trends and service providers, and other marketing-related services. Such payments may be in addition to, or in lieu of, the fees described above. These payments are intended to promote the sales of Janus Henderson funds and to reimburse financial intermediaries, directly or indirectly, for the costs that they or their salespersons incur in connection with educational seminars, meetings, and training efforts about the Janus Henderson funds to enable the intermediaries and their salespersons to make suitable recommendations, provide useful services, and maintain the necessary infrastructure to make the Janus Henderson funds available to their customers.

The receipt of (or prospect of receiving) fees or reimbursements and other forms of compensation described above may provide a financial intermediary and its salespersons with an incentive to favor sales of Janus Henderson funds' shares over sales of other mutual funds (or non-mutual fund investments) or to favor sales of one class of Janus Henderson funds' shares over sales of another Janus Henderson funds' share class, with respect to which the financial intermediary does not receive such payments or receives them in a lower amount. The receipt of these payments may cause certain financial intermediaries to elevate the prominence of the Janus Henderson funds within such financial intermediary's organization by, for example, placement on a list of preferred or recommended funds and/or the provision of preferential or enhanced opportunities to promote the Janus Henderson funds in various ways within such financial intermediary's organization.

From time to time, certain financial intermediaries approach the Adviser to request that the Adviser make contributions to certain charitable organizations. In these cases, the Adviser's contribution may result in the financial intermediary, or its salespersons, recommending Janus Henderson funds over other mutual funds (or non-mutual fund investments).

The payment arrangements described above will not change the price a contract owner or plan participant pays for Shares nor the amount that a Janus Henderson fund receives to invest on behalf of the contract owner or plan participant. You should consider whether such arrangements exist when evaluating any recommendations from an intermediary to purchase or sell Shares of the Portfolio and, if applicable, when considering which share class of the Portfolio is most appropriate for you. Please contact your insurance company or plan sponsor for details on such arrangements.

PURCHASES

Purchases of Shares may be made only by the separate accounts of insurance companies for the purpose of funding variable insurance contracts or by certain qualified retirement plans. Refer to the prospectus of the appropriate insurance company separate account or your plan documents for information on how to invest in the Shares of the Portfolio. Under certain circumstances, the Portfolio may permit an in-kind purchase of Shares. Participating insurance companies and certain other designated organizations are authorized to receive purchase orders on the Portfolio's behalf. As discussed under "Payments to Financial Intermediaries by the Adviser or its Affiliates," the Adviser and its affiliates make payments to selected insurance companies, qualified plan service providers, or their affiliates, or other financial intermediaries that were instrumental in the acquisition or retention of accounts for the Portfolio or that provide services in connection with investments in the Portfolio. You should consider such arrangements when evaluating any recommendation of the Portfolio.

The Portfolio reserves the right to reject any purchase order, including exchange purchases, for any reason. The Portfolio is not intended for excessive trading. For more information about the Portfolio's policy on excessive trading, refer to "Excessive Trading."

The Portfolio may discontinue sales to a qualified plan and require plan participants with existing investments in the Shares to redeem those investments if the plan loses (or in the opinion of the Adviser, is at risk of losing) its qualified plan status.

In compliance with the Uniting and Strengthening America by Providing Appropriate Tools Required to Intercept and Obstruct Terrorism Act of 2001 ("USA PATRIOT Act"), your insurance company or plan sponsor is required to verify certain information on your account application as part of its Anti-Money Laundering Program. You will be required to provide your full name, date of birth, Social Security number, and permanent street address to assist in verifying your identity. You may also be asked to provide documents that may help to establish your identity. Until verification of your identity is made, your insurance company or plan sponsor may temporarily limit additional share purchases. In addition, your insurance company or plan sponsor may close an account if they are unable to verify a shareholder's identity. Please contact your insurance company or plan sponsor if you need additional assistance when completing your application or additional information about the insurance company or plan sponsor's Anti-Money Laundering Program.

In an effort to ensure compliance with this law, the Adviser's Anti-Money Laundering Program (the "Program") provides for the development of internal practices, procedures and controls, designation of anti-money laundering compliance officers, an ongoing training program, and an independent audit function to determine the effectiveness of the Program.

Potential Conflicts

Although the Portfolio does not currently anticipate any disadvantages to policy owners because the Portfolio offers its Shares to unaffiliated variable annuity and variable life separate accounts of insurance companies that are unaffiliated with the Adviser and to certain qualified retirement plans, there is a possibility that a material conflict may arise. The Trustees monitor events in an effort to identify any disadvantages or material irreconcilable conflicts and to determine what action, if any,

should be taken in response. If a material disadvantage or conflict is identified, the Trustees may require one or more insurance company separate accounts or qualified plans to withdraw its investments in the Portfolio or substitute Shares of another portfolio. If this occurs, the Portfolio may be forced to sell its securities at disadvantageous prices. In addition, the Portfolio may refuse to sell its Shares to any separate account or qualified plan or may suspend or terminate the offering of the Portfolio's Shares if such action is required by law or regulatory authority or is in the best interests of the Portfolio's shareholders. It is possible that a qualified plan investing in the Portfolio could lose its qualified plan status under the Internal Revenue Code, which could have adverse tax consequences on insurance company separate accounts investing in the Portfolio. The Adviser intends to monitor such qualified plans, and the Portfolio may discontinue sales to a qualified plan and require plan participants with existing investments in the Portfolio to redeem those investments if a plan loses (or in the opinion of the Adviser is at risk of losing) its qualified plan status.

REDEMPTIONS

Redemptions, like purchases, may be effected only through the separate accounts of participating insurance companies or through certain qualified retirement plans. Please refer to the appropriate separate account prospectus or plan documents for details.

Shares of the Portfolio may be redeemed on any business day on which the Portfolio's NAV is calculated. Redemptions are duly processed at the NAV next calculated after your redemption order is received in good order by the Portfolio or its agents. Redemption proceeds will normally be sent within two business days following receipt of the redemption order. The Portfolio typically expects to meet redemption requests by paying out proceeds from cash or cash equivalent portfolio holdings, or by selling portfolio holdings. In stressed market conditions, and other appropriate circumstances, redemption methods may include borrowing funds or redeeming in-kind.

The Portfolio reserves the right to postpone payment of redemption proceeds for up to seven calendar days. Additionally, the right to require the Portfolio to redeem its Shares may be suspended, or the date of payment may be postponed beyond seven calendar days, whenever: (i) trading on the NYSE is restricted, as determined by the SEC, or the NYSE is closed (except for holidays and weekends); (ii) the SEC permits such suspension and so orders; or (iii) an emergency exists as determined by the SEC so that disposal of securities or determination of NAV is not reasonably practicable.

Large Shareholder Redemptions

Certain large shareholders, such as other portfolios, participating insurance companies, accounts, and affiliates of the Adviser, may from time to time own (beneficially or of record) or control a significant percentage of the Portfolio's Shares. Redemptions by these large shareholders of their holdings in the Portfolio may cause the Portfolio to sell securities at times when it would not otherwise do so, which may negatively impact the Portfolio's NAV and liquidity. Similarly, large Portfolio share purchases may adversely affect the Portfolio's performance to the extent that the Portfolio is delayed in investing new cash and is required to maintain a larger cash position than it ordinarily would. A large shareholder purchase or redemption may also increase transaction costs. In addition, a large redemption could result in the Portfolio's current expenses being allocated over a smaller asset base, which could lead to an increase in the Portfolio's expense ratio.

Redemptions In-Kind

Shares normally will be redeemed for cash, although the Portfolio retains the right to redeem some or all of its shares in-kind under unusual circumstances, in order to protect the interests of remaining shareholders, to accommodate a request by a particular shareholder that does not adversely affect the interests of the remaining shareholders, or in connection with the liquidation of a portfolio, by delivery of securities selected from its assets at its discretion. However, the Portfolio is required to redeem shares solely for cash up to the lesser of \$250,000 or 1% of the NAV of the Portfolio during any 90-day period for any one shareholder. Should redemptions by any shareholder exceed such limitation, the Portfolio will have the option of redeeming the excess in cash or in-kind. In-kind payment means payment will be made in portfolio securities rather than cash, and may potentially include illiquid investments. Illiquid investments may not be able to be sold quickly or at a price that reflects full value, or there may not be a market for such investments, which could cause the redeeming shareholder to realize losses on the investment if it is sold at a price lower than that at which it had been valued. If the Portfolio makes an in-kind payment, the redeeming shareholder might incur brokerage or other transaction costs to convert the securities to cash, whereas such costs are borne by the Portfolio for cash redemptions.

While the Portfolio may pay redemptions in-kind, the Portfolio may instead choose to raise cash to meet redemption requests through the sale of portfolio securities or permissible borrowings. If the Portfolio is forced to sell securities at an unfavorable time and/or under unfavorable conditions, such sales may adversely affect the Portfolio's NAV and may increase brokerage costs.

EXCESSIVE TRADING

Excessive and Short-Term Trading Policies and Procedures

The Trustees have adopted policies and procedures with respect to short-term and excessive trading of Portfolio shares ("excessive trading"). The Portfolio is intended for long-term investment purposes, and the Portfolio will take reasonable steps to attempt to detect and deter short-term and excessive trading. Transactions placed in violation of the Portfolio's excessive trading policies and procedures may be cancelled or rescinded by the Portfolio by the next business day following receipt by the Portfolio. The trading history of accounts determined to be under common ownership or control within any of the Janus Henderson funds may be considered in enforcing these policies and procedures.

The Janus Henderson funds attempt to deter excessive trading through at least the following methods:

- fair valuation of securities as described under "Pricing of Portfolio Shares"; and
- trade monitoring and transaction restrictions as described below.

The Portfolio monitors for patterns of shareholder short-term trading and may suspend or permanently terminate the purchase and exchange privilege (if permitted by your insurance company or plan sponsor) of any investor who is identified as having a pattern of short-term trading. The Portfolio at all times reserves the right to reject any purchase or exchange request and to modify or terminate the purchase and exchange privileges for any investor for any reason without prior notice, in particular, if the trading activity in the account(s) is deemed to be disruptive to the Portfolio.

The Portfolio's Trustees may approve from time to time a redemption fee to be imposed by any Janus Henderson fund, subject to 60 days' notice to shareholders of that fund.

Investors in other share classes who place transactions through the same insurance company or plan sponsor on an omnibus basis may be deemed part of a group for the purpose of the Portfolio's excessive trading policies and procedures and may be rejected in whole or in part by the Portfolio. Transactions accepted by an insurance company or plan sponsor in violation of the Portfolio's excessive trading policies may be cancelled or revoked by the Portfolio by the next business day following receipt by the Portfolio.

In an attempt to deter excessive trading in omnibus accounts, the Portfolio or its agents may require intermediaries to impose restrictions on the trading activity of accounts traded through those intermediaries. Such restrictions may include, but are not limited to, requiring that trades be placed by U.S. mail, prohibiting future purchases by investors who have recently redeemed Portfolio shares, requiring intermediaries to report information about customers who purchase and redeem large amounts, and similar restrictions. The Portfolio's ability to impose such restrictions with respect to accounts traded through particular intermediaries may vary depending on the systems' capabilities, applicable contractual and legal restrictions, and cooperation of those intermediaries.

Generally, the Portfolio's excessive trading policies and procedures do not apply to (i) a money market fund, although money market funds at all times reserve the right to reject any purchase request (including exchange purchases, if permitted by your insurance company or plan sponsor) for any reason without prior notice; (ii) transactions in the Janus Henderson funds by a Janus Henderson "fund of funds," which is a fund that primarily invests in other Janus Henderson funds; (iii) periodic rebalancing and identifiable transactions by certain funds of funds and asset allocation programs to realign portfolio investments with existing target allocations; and (iv) systematic purchase, exchange, or redemption programs.

The Portfolio's policies and procedures regarding excessive trading may be modified at any time by the Portfolio's Trustees.

Excessive Trading Risks

Excessive trading may present risks to the Portfolio's long-term shareholders. Excessive trading into and out of the Portfolio may disrupt portfolio investment strategies, may create taxable gains to remaining Portfolio shareholders, and may increase Portfolio expenses, all of which may negatively impact investment returns for all remaining shareholders, including long-term shareholders.

Portfolios that invest in foreign securities may be at a greater risk for excessive trading. Investors may attempt to take advantage of anticipated price movements in securities held by a portfolio based on events occurring after the close of a foreign market that may not be reflected in the portfolio's NAV (referred to as "price arbitrage"). Such arbitrage opportunities may also arise in portfolios which do not invest in foreign securities, for example, when trading in a security held by a portfolio is halted and does not resume prior to the time the portfolio calculates its NAV (referred to as "stale pricing"). Portfolios that hold thinly-traded securities, such as certain small-capitalization securities, may be subject to attempted use of arbitrage techniques. To the extent that the Portfolio's valuation of a security differs from the security's market value, short-term arbitrage traders may dilute the NAV of the Portfolio, which negatively impacts long-term shareholders. There is potential for short-term arbitrage trades to dilute the value of the shares held by the Portfolio despite the Portfolio's adoption of policies and procedures intended to reduce the Portfolio's exposure to price arbitrage, stale pricing, and other potential pricing inefficiencies.

There is no assurance that the policies and procedures adopted by the Portfolio to detect and deter excessive trading will be effective in all circumstances. For example, the Portfolio may be unable to completely eliminate the possibility of excessive trading in certain omnibus accounts and other accounts traded through intermediaries. Omnibus accounts may effectively conceal the identity of individual investors and their transactions from the Portfolio and its agents. This makes the Portfolio's identification of excessive trading transactions in the Portfolio through an omnibus account difficult and makes the elimination of excessive trading in the account impractical without the assistance of the intermediary. Moreover, the contract between an insurance company and the owner of a variable insurance contract may govern the frequency with which the contract owner may cause the insurance company to purchase or redeem shares of the Portfolio. Although the Portfolio encourages intermediaries to take necessary actions to detect and deter excessive trading, some intermediaries may be unable or unwilling to do so, and accordingly, the Portfolio cannot eliminate completely the possibility of excessive trading.

Shareholders that invest through an omnibus account should be aware that they may be subject to the policies and procedures of their insurance company or plan sponsor with respect to excessive trading in the Portfolio.

AVAILABILITY OF PORTFOLIO HOLDINGS INFORMATION

The Mutual Fund Holdings Disclosure Policies and Procedures adopted by the Adviser and all mutual funds managed within the Janus Henderson fund complex are designed to be in the best interests of the portfolios and to protect the confidentiality of the portfolios' holdings. The following describes policies and procedures with respect to disclosure of portfolio holdings.

- **Full Holdings.** A schedule of the Portfolio's holdings, consisting of at least the names of the holdings, is generally available on a monthly basis with a 30-day lag and is posted under Full Holdings for the Portfolio at janushenderson.com/VIT. A complete schedule of the Portfolio's holdings is also available semiannually and annually in shareholder reports and, after the first and third fiscal quarters, in Form N-PORT. Information reported in shareholder reports and in Form N-PORT will be made publicly available within 60 days after the end of the respective fiscal quarter. The Portfolio's shareholder reports and Form N-PORT filings are available on the SEC's website at <http://www.sec.gov>. In addition, the Portfolio's shareholder reports are available without charge, upon request, by calling a Janus Henderson representative at 1-877-335-2687 (toll free).
- **Top Holdings.** The Portfolio's top portfolio holdings, in order of position size and as a percentage of the Portfolio's total portfolio, are available monthly with a 15-day lag.
- **Other Information.** The Portfolio may occasionally provide security breakdowns (e.g., industry, sector, regional, market capitalization, and asset allocation) and specific portfolio level performance attribution information and statistics monthly with a 15-day lag. Top/bottom equity securities ranked by performance attribution, including the percentage attribution to Portfolio performance, average Portfolio weighting, and other relevant data points, may be provided monthly with a 15-day lag.

The Adviser may exclude from publication on its websites all or any portion of portfolio holdings or change the time periods of disclosure as deemed necessary to protect the interests of the Janus Henderson funds. Under extraordinary circumstances, exceptions to the Mutual Fund Holdings Disclosure Policies and Procedures may be made by the head of the applicable investment unit or a delegate, in consultation with the Portfolio's Chief Compliance Officer or a delegate. Such exceptions may be made without prior notice to shareholders. A summary of the Portfolio's holdings disclosure policies and procedures, which includes a discussion of any exceptions, is contained in the Portfolio's SAI.

SHAREHOLDER COMMUNICATIONS

Your insurance company or plan sponsor is responsible for providing annual and semiannual reports, including the financial statements of the Portfolio. These reports show the Portfolio's investments and the market value of such investments, as well as other information about the Portfolio and its operations. Please contact your insurance company or plan sponsor to obtain these reports. The Trust's fiscal year ends December 31.

FINANCIAL HIGHLIGHTS

The financial highlights table is intended to help you understand the Portfolio's financial performance for the period ended December 31 of the fiscal years shown. Items "Net asset value, beginning of period" through "Net asset value, end of period" reflect financial results for a single Portfolio Share. The gross expense ratio reflects expenses prior to any expense offset arrangement and waivers (reimbursements), if applicable. The net expense ratio reflects expenses after any expense offset arrangement and waivers (reimbursements), if applicable. The information shown for the fiscal years ended December 31 has been audited by PricewaterhouseCoopers LLP, whose report, along with the Portfolio's financial statements, is included in the Annual Report, which is available upon request, and incorporated by reference into the SAI.

The total returns in the table represent the rate that an investor would have earned (or lost) on an investment in the Institutional Shares of the Portfolio (assuming reinvestment of all dividends and distributions) but do not include charges and expenses attributable to any insurance product. If these charges and expenses had been included, the performance for the years shown would be lower. "Total return" information may include adjustments in accordance with generally accepted accounting principles. As a result, returns may differ from returns for shareholder transactions.

Global Research Portfolio – Institutional Shares

	Years ended December 31				
	2022	2021	2020	2019	2018
Net Asset Value, Beginning of Period	\$71.28	\$63.62	\$56.59	\$47.13	\$51.20
Income/(Loss) from Investment Operations:					
Net investment income/(loss) ⁽¹⁾	0.53	0.39	0.39	0.60	0.62
Net realized and unrealized gain/(loss)	(14.52)	10.90	10.04	12.67	(4.09)
Total from Investment Operations	(13.99)	11.29	10.43	13.27	(3.47)
Less Dividends and Distributions:					
Dividends (from net investment income)	(0.60)	(0.36)	(0.41)	(0.54)	(0.60)
Distributions (from capital gains)	(6.67)	(3.27)	(2.99)	(3.27)	—
Return of capital	—	—	—	—	—
Total Dividends and Distributions	(7.27)	(3.63)	(3.40)	(3.81)	(0.60)
Net Asset Value, End of Period	\$50.02	\$71.28	\$63.62	\$56.59	\$47.13
Total Return*	(19.41)%	18.09%	20.06%	29.04%	(6.87)%
Net Assets, End of Period (in thousands)	\$482,188	\$653,853	\$600,868	\$539,915	\$463,402
Average Net Assets for the Period (in thousands)	\$529,234	\$636,425	\$516,468	\$511,859	\$533,418
Ratios to Average Net Assets**:					
Ratio of Gross Expenses	0.64%	0.77%	0.84%	0.79%	0.60%
Ratio of Net Expenses (After Waivers and Expense Offsets)	0.64%	0.77%	0.84%	0.79%	0.60%
Ratio of Net Investment Income/(Loss)	0.98%	0.57%	0.72%	1.13%	1.19%
Portfolio Turnover Rate	32%	20%	33%	36%	36%

* Total return includes adjustments in accordance with generally accepted accounting principles required at the year or period end and are not annualized for periods of less than one full year. Total return does not include fees, charges, or expenses imposed by the variable annuity and life insurance contracts for which Janus Aspen Series serves as an underlying investment vehicle.

** Annualized for periods of less than one full year.

(1) Per share amounts are calculated based on average shares outstanding during the year or period.

GLOSSARY OF INVESTMENT TERMS

This glossary provides a more detailed description of some of the types of securities, investment strategies, and other instruments in which the Portfolio may invest, as well as some general investment terms. The Portfolio may invest in these instruments to the extent permitted by its investment objective and policies. The Portfolio is not limited by this discussion and may invest in any other types of instruments not precluded by the policies discussed elsewhere in this Prospectus.

EQUITY AND DEBT SECURITIES

Bonds are debt securities issued by a company, municipality, government, or government agency. The issuer of a bond is required to pay the holder the amount of the loan (or par value of the bond) at a specified maturity and to make scheduled interest payments.

Common stocks are equity securities representing shares of ownership in a company and usually carry voting rights and earn dividends. Unlike preferred stock, dividends on common stock are not fixed but are declared at the discretion of the issuer's board of directors.

Convertible securities are preferred stocks or bonds that pay a fixed dividend or interest payment and are convertible into common stock at a specified price or conversion ratio.

Debt securities are securities representing money borrowed that must be repaid at a later date. Such securities have specific maturities and usually a specific rate of interest or an original purchase discount.

Depository receipts are receipts for shares of a foreign-based corporation that entitle the holder to dividends and capital gains on the underlying security. Receipts include those issued by domestic banks (American Depository Receipts), foreign banks (Global or European Depository Receipts), and broker-dealers (depository shares).

Equity securities generally include domestic and foreign common stocks; preferred stocks; securities convertible into common stocks or preferred stocks; warrants to purchase common or preferred stocks; and other securities with equity characteristics.

Exchange-traded funds ("ETFs") are index-based investment companies which hold substantially all of their assets in securities with equity characteristics. As a shareholder of another investment company, the Portfolio would bear its pro rata portion of the other investment company's expenses, including advisory fees, in addition to the expenses the Portfolio bears directly in connection with its own operations.

Fixed-income securities are securities that pay a specified rate of return. The term generally includes short-and long-term government, corporate, and municipal obligations that pay a specified rate of interest, dividends, or coupons for a specified period of time. Coupon and dividend rates may be fixed for the life of the issue or, in the case of adjustable and floating rate securities, for a shorter period.

High-yield/high-risk bonds are bonds that are rated below investment grade by the primary rating agencies (i.e., BB+ or lower by Standard & Poor's and Fitch, or Ba1 or lower by Moody's). Other terms commonly used to describe such bonds include "lower rated bonds," "non-investment grade bonds," and "junk bonds."

Mortgage- and asset-backed securities are shares in a pool of mortgages or other debt instruments. These securities are generally pass-through securities, which means that principal and interest payments on the underlying securities (less servicing fees) are passed through to shareholders on a pro rata basis.

Passive foreign investment companies ("PFICs") are any foreign corporations which generate certain amounts of passive income or hold certain amounts of assets for the production of passive income. Passive income includes dividends, interest, royalties, rents, and annuities. To avoid taxes and interest that the Portfolio must pay if these investments are profitable, the Portfolio may make various elections permitted by the tax laws. These elections could require that the Portfolio recognize taxable income, which in turn must be distributed, before the securities are sold and before cash is received to pay the distributions.

Preferred stocks are equity securities that generally pay dividends at a specified rate and have preference over common stock in the payment of dividends and liquidation. Preferred stock generally does not carry voting rights.

Private placements are securities that are subject to legal and/or contractual restrictions on their sales. These securities may not be listed on an exchange and may have no active trading market. As a result of the absence of a public trading market, the prices of these securities may be more volatile and more difficult to determine than publicly traded securities and these securities may involve heightened risk as compared to investments in securities of publicly traded companies.

Real estate investment trust (“REIT”) is an investment trust that operates through the pooled capital of many investors who buy its shares. Investments are in direct ownership of either income property or mortgage loans. A REIT may be listed on an exchange or traded over-the-counter.

Restricted securities are securities acquired through nonpublic transactions that have limitations on their resale. Restricted securities are unregistered and may only be resold under certain circumstances as noted in Rule 144A of the Securities Act of 1933, as amended (the “1933 Act”).

U.S. Government securities include direct obligations of the U.S. Government that are supported by its full faith and credit. Treasury bills have initial maturities of less than one year, Treasury notes have initial maturities of one to ten years, and Treasury bonds may be issued with any maturity but generally have maturities of at least ten years. U.S. Government securities also include indirect obligations of the U.S. Government that are issued by federal agencies and government sponsored entities. Unlike Treasury securities, agency securities generally are not backed by the full faith and credit of the U.S. Government. Some agency securities are supported by the right of the issuer to borrow from the Treasury, others are supported by the discretionary authority of the U.S. Government to purchase the agency’s obligations, and others are supported only by the credit of the sponsoring agency.

Warrants are securities, typically issued with preferred stock or bonds, which give the holder the right to buy a proportionate amount of common stock at a specified price. The specified price is usually higher than the market price at the time of issuance of the warrant. The right may last for a period of years or indefinitely.

FUTURES, OPTIONS, AND OTHER DERIVATIVES

Derivatives are instruments that have a value derived from, or directly linked to, an underlying asset (stock, bond, commodity, currency, interest rate or market index). Types of derivatives can include, but are not limited to options, forward currency contracts, swaps, and futures contracts.

Equity-linked structured notes are derivative securities which are specially designed to combine the characteristics of one or more underlying securities and their equity derivatives in a single note form. The return and/or yield or income component may be based on the performance of the underlying equity securities, an equity index, and/or option positions. Equity-linked structured notes are typically offered in limited transactions by financial institutions in either registered or non-registered form.

Equity swaps involve the exchange by two parties of future cash flow (e.g., one cash flow based on a referenced interest rate and the other based on the performance of stock or a stock index).

Forward contracts are contracts to purchase or sell a specified amount of a financial instrument for an agreed upon price at a specified time. Forward contracts are not currently exchange-traded and are typically negotiated on an individual basis. The Portfolio may enter into forward currency contracts for investment purposes or to hedge against declines in the value of securities denominated in, or whose value is tied to, a currency other than the U.S. dollar or to reduce the impact of currency appreciation on purchases of such securities. It may also enter into forward contracts to purchase or sell securities or other financial indices.

Futures contracts are contracts that obligate the buyer to receive and the seller to deliver an instrument or money at a specified price on a specified date. The Portfolio may buy and sell futures contracts on foreign currencies, securities, and financial indices including indices of U.S. Government, foreign government, equity, or fixed-income securities. The Portfolio may also buy options on futures contracts. An option on a futures contract gives the buyer the right, but not the obligation, to buy or sell a futures contract at a specified price on or before a specified date. Futures contracts and options on futures are standardized and traded on designated exchanges. To the extent the Portfolio engages in futures contracts on foreign exchanges, such exchanges may not provide the same protection as U.S. exchanges.

Indexed/structured securities are typically short- to intermediate-term debt securities whose value at maturity or interest rate is linked to currencies, interest rates, equity securities, indices, commodity prices, or other financial indicators. Such securities may be positively or negatively indexed (e.g., their value may increase or decrease if the reference index or instrument appreciates). Indexed/structured securities may have return characteristics similar to direct investments in the underlying instruments and may be more volatile than the underlying instruments.

Options are the right, but not the obligation, to buy or sell a specified amount of securities or other assets on or before a fixed date at a predetermined price. The Portfolio may purchase and write put and call options on securities, securities indices, and foreign currencies. The Portfolio may purchase or write such options individually or in combination.

OTHER INVESTMENTS, STRATEGIES, AND/OR TECHNIQUES

Cash sweep program is an arrangement in which the Portfolio's uninvested cash balance is used to purchase shares of affiliated or non-affiliated money market funds or cash management pooled investment vehicles that operate pursuant to the provisions of the Investment Company Act of 1940, as amended, that govern the operation of money market funds at the end of each day.

Diversification is a classification given to a portfolio under the Investment Company Act of 1940, as amended. Portfolios are classified as either diversified or nondiversified. To be classified as diversified under the Investment Company Act of 1940, as amended, a portfolio may not, with respect to 75% of its total assets, invest more than 5% of its total assets in any issuer and may not own more than 10% of the outstanding voting securities of an issuer. A portfolio that is classified as nondiversified under the Investment Company Act of 1940, as amended, on the other hand, has the flexibility to take larger positions in securities than a portfolio that is classified as diversified. However, because the appreciation or depreciation of a single security may have a greater impact on the net asset value of a portfolio which is classified as nondiversified, its share price can be expected to fluctuate more than a comparable portfolio which is classified as diversified.

Leverage is investment exposure which exceeds the initial amount invested. Leverage occurs when the Portfolio increases its assets available for investment using derivatives or other similar transactions. In addition, other investment techniques, such as short sales, can create a leveraging effect.

Market capitalization is the most commonly used measure of the size and value of a company. It is computed by multiplying the current market price of a share of the company's stock by the total number of its shares outstanding. Market capitalization is an important investment criterion for certain portfolios, while others do not emphasize investments in companies of any particular size.

Repatriation is the ability to move liquid financial assets from a foreign country to an investor's country of origin.

Repurchase agreements involve the purchase of a security by the Portfolio and a simultaneous agreement by the seller (generally a bank or dealer) to repurchase the security from the Portfolio at a specified date or upon demand. This technique offers a method of earning income on idle cash.

Short sales in which the Portfolio may engage may be either "short sales against the box" or other short sales. Short sales against the box involve selling short a security that the Portfolio owns, or the Portfolio has the right to obtain the amount of the security sold short at a specified date in the future. The Portfolio may also enter into a short sale to hedge against anticipated declines in the market price of a security or to reduce portfolio volatility. If the value of a security sold short increases prior to the scheduled delivery date, the Portfolio loses the opportunity to participate in the gain.

When-issued, delayed delivery, and forward commitment transactions generally involve the purchase of a security with payment and delivery at some time in the future – i.e., beyond normal settlement. New issues of stocks and bonds, private placements, and U.S. Government securities may be sold in this manner.

This page intentionally left blank.

You can make inquiries and request other information, including a Statement of Additional Information, annual report, or semiannual report (as they become available), free of charge, by contacting your insurance company or plan sponsor, or by contacting a Janus Henderson representative at 1-877-335-2687. The Portfolio's Statement of Additional Information and most recent annual and semiannual reports are also available, free of charge, at janushenderson.com/VIT. Additional information about the Portfolio's investments is available in the Portfolio's annual and semiannual reports. In the Portfolio's annual report, you will find a discussion of the market conditions and investment strategies that significantly affected the Portfolio's performance during its last fiscal period. Other information is also available from financial intermediaries that sell Shares of the Portfolio.

The Statement of Additional Information provides detailed information about the Portfolio and is incorporated into this Prospectus by reference. Reports and other information about the Portfolio are available on the Electronic Data Gathering Analysis and Retrieval (EDGAR) Database on the SEC's website at <http://www.sec.gov>. You may obtain copies of this information, after paying a duplicating fee, by electronic request at the following e-mail address: publicinfo@sec.gov.

Janus Henderson

INVESTORS

janushenderson.com/VIT

151 Detroit Street
Denver, CO 80206-4805
1-877-335-2687

Janus Henderson Research Portfolio

Institutional Shares
Ticker
JAGR

Janus Aspen Series

Prospectus

The Securities and Exchange Commission has not approved or disapproved of these securities or passed on the accuracy or adequacy of this Prospectus. Any representation to the contrary is a criminal offense.

This Prospectus describes Janus Henderson Research Portfolio (the “Portfolio”), a series of Janus Aspen Series (the “Trust”). Janus Henderson Investors US LLC (the “Adviser”) serves as investment adviser to the Portfolio. The Portfolio currently offers two classes of shares. The Institutional Shares (the “Shares”) are offered by this Prospectus in connection with investment in and payments under variable annuity contracts and variable life insurance contracts (collectively, “variable insurance contracts”), as well as certain qualified retirement plans.

This Prospectus contains information that a prospective purchaser of a variable insurance contract or plan participant should consider in conjunction with the accompanying separate account prospectus of the specific insurance company product before allocating purchase payments or premiums to the Portfolio. Each variable insurance contract involves fees and expenses that are not described in this Prospectus. Refer to the accompanying contract prospectus for information regarding contract fees and expenses and any restrictions on purchases or allocations.

For the purpose of this Prospectus, any reference to the “Janus Henderson funds” is inclusive of all series of the Trust, collectively, unless otherwise noted in this Prospectus.

TABLE OF CONTENTS

PORTFOLIO SUMMARY	
Janus Henderson Research Portfolio	2
ADDITIONAL INFORMATION ABOUT THE PORTFOLIO	
Fees and expenses	6
Additional investment strategies and general portfolio policies	6
Risks of the Portfolio	10
MANAGEMENT OF THE PORTFOLIO	
Investment adviser	16
Management expenses	16
Portfolio management	18
OTHER INFORMATION	19
DISTRIBUTIONS AND TAXES	20
SHAREHOLDER'S GUIDE	
Pricing of portfolio shares	21
Administrative fees	22
Payments to financial intermediaries by the Adviser or its affiliates	22
Purchases	23
Redemptions	24
Excessive trading	25
Shareholder communications	27
FINANCIAL HIGHLIGHTS	28
GLOSSARY OF INVESTMENT TERMS	29

PORTFOLIO SUMMARY

Janus Henderson Research Portfolio

Ticker: JAGRX Institutional Shares

INVESTMENT OBJECTIVE

Janus Henderson Research Portfolio (“Research Portfolio”) seeks long-term growth of capital.

FEES AND EXPENSES OF THE PORTFOLIO

This table describes the fees and expenses that you may pay if you buy, hold, and sell Shares of the Portfolio. **Owners of variable insurance contracts that invest in the Shares should refer to the variable insurance contract prospectus for a description of fees and expenses, as the following table and examples do not reflect deductions at the separate account level or contract level for any charges that may be incurred under a contract. Inclusion of these charges would increase the fees and expenses described below.**

ANNUAL FUND OPERATING EXPENSES

(expenses that you pay each year as a percentage of the value of your investment)

Management Fees ⁽¹⁾	0.47%
Other Expenses	0.09%
Total Annual Fund Operating Expenses	0.56%

(1) This fee may adjust up or down monthly based on the Portfolio’s performance relative to its benchmark index over the performance measurement period. For more information regarding performance-based advisory fees, refer to “Management Expenses” in the Portfolio’s Prospectus.

EXAMPLE:

The Example is intended to help you compare the cost of investing in the Portfolio with the cost of investing in other mutual funds. The Example assumes that you invest \$10,000 in the Portfolio for the time periods indicated, reinvest all dividends and distributions, and then redeem all of your Shares at the end of each period. The Example also assumes that your investment has a 5% return each year and that the Portfolio’s operating expenses remain the same. Although your actual costs may be higher or lower, based on these assumptions your costs would be:

	1 Year	3 Years	5 Years	10 Years
Institutional Shares	\$ 57	\$ 179	\$ 313	\$ 701

Portfolio Turnover: The Portfolio pays transaction costs, such as commissions, when it buys and sells securities (or “turns over” its portfolio). A higher portfolio turnover rate may indicate higher transaction costs. These costs, which are not reflected in annual fund operating expenses or in the Example, affect the Portfolio’s performance. During the most recent fiscal year, the Portfolio’s turnover rate was 30% of the average value of its portfolio.

PRINCIPAL INVESTMENT STRATEGIES

The Portfolio pursues its investment objective by investing primarily in common stocks selected for their growth potential. The Portfolio may invest in companies of any size, from larger, well-established companies to smaller, emerging growth companies.

The Adviser’s equity research analysts, overseen by the Portfolio Oversight Team led by the Adviser’s Director of Research Matthew Peron (the “Central Research Team”), select investments for the Portfolio that represent the Central Research Team’s high-conviction investment ideas in all market capitalizations and styles. The Central Research Team, comprised of sector specialists, conducts fundamental analysis with a focus on “bottom-up” research, quantitative modeling, and valuation analysis. Using this research process, analysts rate their stocks based upon attractiveness. Stocks considered to be attractive may have all or some of the following characteristics: (i) good and preferably growing free cash flow, (ii) strong and defensible market position, (iii) healthy risk/return profile, (iv) exemplary governance, and (v) attractive valuation. Analysts bring their high-conviction ideas to their respective sector teams. Sector teams compare the appreciation and risk potential of each of the team’s high-conviction ideas and construct a sector portfolio that is intended to maximize the best risk-reward opportunities. The Central Research Team and Mr. Peron participate in the portfolio construction process as part of their

oversight function. Although the Central Research Team may find high-conviction investment ideas anywhere in the world, the Central Research Team emphasizes investments in securities of U.S.-based issuers.

Positions may be sold when, among other things, there is no longer high conviction in the return potential of the investment, if the risk characteristics have caused a re-evaluation of the opportunity, or if the investment thesis for owning a position has changed. This may occur if the stock has appreciated and reflects the anticipated value, if another company represents a better risk-reward opportunity, or if the investment's fundamental characteristics deteriorate. Securities may also be sold from the portfolio to rebalance sector weightings.

Mr. Peron oversees the investment process and is responsible for the day-to-day management of the Portfolio. Although the Portfolio's exposure to certain sectors may be higher than to others, it is expected that the Portfolio will be broadly diversified among a variety of sectors. The Portfolio intends to be fully invested under normal circumstances. However, under unusual circumstances, if the Central Research Team does not have high conviction in enough investment opportunities, the Portfolio's uninvested assets may be held in cash or similar instruments.

The Portfolio may seek to earn additional income through lending its securities to certain qualified broker-dealers and institutions on a short-term or long-term basis, in an amount equal to up to one-third of its total assets as determined at the time of the loan origination.

PRINCIPAL INVESTMENT RISKS

The biggest risk is that the Portfolio's returns will vary, and you could lose money. The Portfolio is designed for long-term investors seeking an equity portfolio, including common stocks. Common stocks tend to be more volatile than many other investment choices. The principal risks associated with investing in the Portfolio are set forth below.

Market Risk. The value of the Portfolio's holdings may decrease due to short-term market movements and over more prolonged market downturns. As a result, the Portfolio's net asset value may fluctuate and it may be more difficult to value or sell the Portfolio's holdings. Market risk may affect a single issuer, industry, economic sector, or the market as a whole. Market risk may be magnified if certain social, political, economic, and other conditions and events (such as terrorism, conflicts, including related sanctions, social unrest, natural disasters, epidemics and pandemics, including COVID-19) adversely interrupt the global economy and financial markets. It is important to understand that the value of your investment may fall, sometimes sharply, in response to changes in the market, and you could lose money.

Growth Securities Risk. Securities of companies perceived to be "growth" companies may be more volatile than other stocks and may involve special risks. If portfolio management's perception of a company's growth potential is not realized, the securities purchased may not perform as expected, reducing the Portfolio's returns. In addition, because different types of stocks tend to shift in and out of favor depending on market and economic conditions, "growth" stocks may perform differently from other types of securities and the market as a whole. The Portfolio's Central Research Team compares and broadly matches the Portfolio's sector weights to those of a growth-based index. If growth stocks are out of favor, sectors that are larger in a growth index may underperform, leading to Portfolio underperformance relative to indices less biased toward growth stocks.

Industry and Sector Risk. Although the Portfolio does not concentrate its investments in specific sectors, it may have a significant portion of its assets invested in securities of companies conducting similar business or business within the same economic sector. Companies in the same industry or economic sector may be similarly affected by economic or market events, making the Portfolio more vulnerable to unfavorable developments than portfolios that invest more broadly. As the Portfolio's holdings become more concentrated, the Portfolio is less able to spread risk and potentially reduce the risk of loss and volatility. In addition, the Portfolio may be overweight or underweight in certain industries or sectors relative to its benchmark index, which may cause the Portfolio's performance to be more or less sensitive to developments affecting those sectors.

Mid-Sized Companies Risk. Investments in securities issued by mid-sized companies may involve greater risks than are customarily associated with larger, more established companies. For example, while mid-sized companies may realize more substantial growth than larger or more established issuers, they may also suffer more significant losses as a result of their narrow product lines, limited operating history, greater exposure to competitive threats, limited financial resources, limited trading markets, and the potential lack of management depth. Securities issued by mid-sized companies tend to be more volatile than securities issued by larger or more established companies and may underperform as compared to the securities

of larger or more established companies. These holdings are also subject to wider price fluctuations and tend to be less liquid than stocks of larger or more established companies, which could have a significant adverse effect on the Portfolio's returns, especially as market conditions change.

Portfolio Management Risk. The Portfolio is an actively managed investment portfolio and is therefore subject to the risk that the investment strategies and research process employed for the Portfolio may fail to produce the intended results. The Portfolio may underperform its benchmark index or other mutual funds with similar investment objectives.

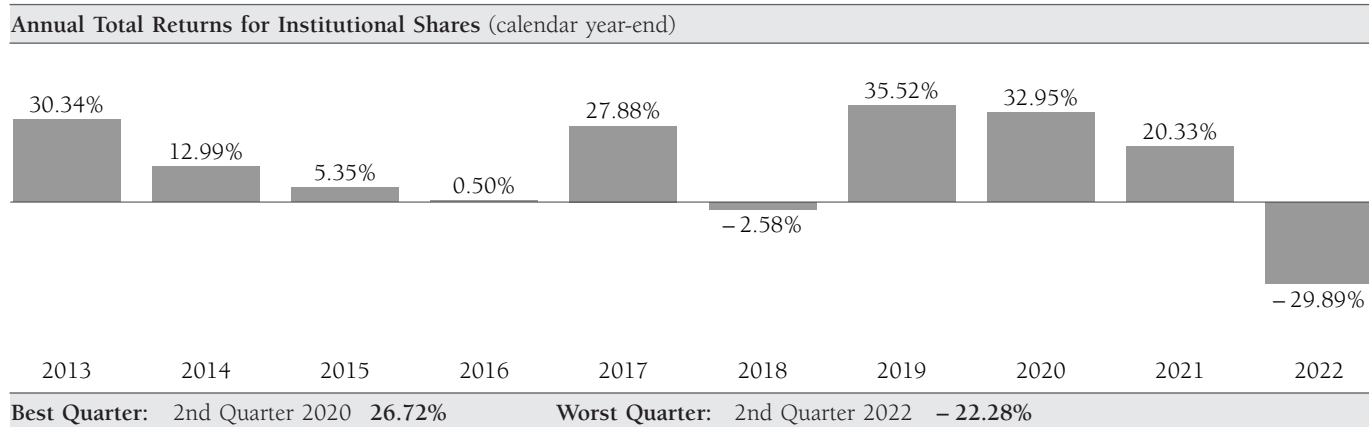
Securities Lending Risk. There is the risk that when portfolio securities are lent, the securities may not be returned on a timely basis, and the Portfolio may experience delays and costs in recovering the security or gaining access to the collateral provided to the Portfolio to collateralize the loan. If the Portfolio is unable to recover a security on loan, the Portfolio may use the collateral to purchase replacement securities in the market. There is a risk that the value of the collateral could decrease below the cost of the replacement security by the time the replacement investment is made, resulting in a loss to the Portfolio.

An investment in the Portfolio is not a bank deposit and is not insured or guaranteed by the Federal Deposit Insurance Corporation or any other government agency.

PERFORMANCE INFORMATION

The following information provides some indication of the risks of investing in the Portfolio by showing how the Portfolio's performance has varied over time. The bar chart depicts the change in performance from year to year during the periods indicated, but does not include charges or expenses attributable to any insurance product, which would lower the performance illustrated. Total return figures include the effect of the Portfolio's expenses. The table compares the average annual returns for the Institutional Shares of the Portfolio for the periods indicated to a broad-based securities market index, as well as to one or more supplemental indices that have investment characteristics similar to those of the Portfolio. All figures assume reinvestment of dividends and distributions.

The Portfolio's past performance does not necessarily indicate how it will perform in the future. Updated performance information is available at janushenderson.com/VITperformance or by calling 1-877-335-2687.



Average Annual Total Returns (periods ended 12/31/22)

	1 Year	5 Years	10 Years	Since Inception (9/13/93)
Research Portfolio				
Institutional Shares	- 29.89%	8.17%	11.44%	8.42%
Russell 1000 [®] Growth Index (reflects no deduction for fees, expenses, or taxes)	- 29.14%	10.96%	14.10%	9.68%
S&P 500 [®] Index (reflects no deduction for fees, expenses, or taxes)	- 18.11%	9.42%	12.56%	9.59%

The Portfolio's primary benchmark index is the Russell 1000 Growth Index. The Portfolio also compares its performance to the S&P 500 Index. The indices are described below.

- The Russell 1000 Growth Index measures the performance of those Russell 1000 companies with higher price-to-book ratios and higher forecasted growth values.
- The S&P 500 Index is a commonly recognized, market capitalization-weighted index of 500 widely held equity securities, designed to measure broad U.S. equity performance.

MANAGEMENT

Investment Adviser: Janus Henderson Investors US LLC

Portfolio Management: **Matthew Peron** is the Adviser's Director of Research and Executive Vice President of the Portfolio, and has provided general oversight of the Central Research Team since April 2020.

PURCHASE AND SALE OF PORTFOLIO SHARES

Purchases of Shares may be made only by the separate accounts of insurance companies for the purpose of funding variable insurance contracts or by certain qualified retirement plans. Redemptions, like purchases, may be effected only through the separate accounts of participating insurance companies or through qualified retirement plans. Requests are duly processed at the NAV next calculated after your order is received in good order by the Portfolio or its agents. Refer to the appropriate separate account prospectus or plan documents for details.

TAX INFORMATION

Because Shares of the Portfolio may be purchased only through variable insurance contracts and certain qualified retirement plans, it is anticipated that any income dividends or net capital gains distributions made by the Portfolio will be exempt from current federal income taxation if left to accumulate within the variable insurance contract or qualified retirement plan. The federal income tax status of your investment depends on the features of your qualified retirement plan or variable insurance contract.

PAYMENTS TO INSURERS, BROKER-DEALERS, AND OTHER FINANCIAL INTERMEDIARIES

Portfolio shares are generally available only through an insurer's variable contracts, or through certain employer or other retirement plans (Retirement Products). Retirement Products are generally purchased through a broker-dealer or other financial intermediary. The Portfolio or its distributor (or its affiliates) may make payments to the insurer and/or its related companies for distribution and/or other services; some of the payments may go to broker-dealers and other financial intermediaries. These payments may create a conflict of interest for an intermediary, or be a factor in the insurer's decision to include the Portfolio as an underlying investment option in a variable contract. Ask your financial advisor, visit your intermediary's website, or consult your insurance contract prospectus for more information.

ADDITIONAL INFORMATION ABOUT THE PORTFOLIO

FEES AND EXPENSES

Please refer to the following important information when reviewing the “Fees and Expenses of the Portfolio” table in the Portfolio Summary of the Prospectus. The fees and expenses shown were determined based on average net assets as of the fiscal year ended December 31, 2022.

- “Annual Fund Operating Expenses” are paid out of the Portfolio’s assets and include fees for portfolio management and administrative services, including recordkeeping, subaccounting, and other shareholder services. You do not pay these fees directly but, as the Example in the Portfolio Summary shows, these costs are borne indirectly by all shareholders.
- The “Management Fee” is the investment advisory fee rate paid by the Portfolio to the Adviser. Research Portfolio pays an investment advisory fee rate that adjusts up or down by a variable rate of up to 0.15% (assuming constant assets) on a monthly basis based upon the Portfolio’s performance relative to its benchmark index during a measurement period. This base fee rate, prior to any performance adjustment, is 0.64%. Refer to “Management Expenses” in this Prospectus for additional information with further description in the Statement of Additional Information (“SAI”).
- “Other Expenses”
 - include an administrative services fee of 0.05% of the average daily net assets to compensate insurance companies or other financial intermediaries for services provided to contract owners and plan participants.
 - include acquired fund fees and expenses, which are indirect expenses the Portfolio may incur as a result of investing in shares of an underlying fund, to the extent such expenses are less than 0.01%. “Acquired Fund” refers to any underlying fund (including, but not limited to, exchange-traded funds) in which a portfolio invests or has invested during the period. To the extent that the Portfolio invests in Acquired Funds, the Portfolio’s “Total Annual Fund Operating Expenses” may not correlate to the “Ratio of gross expenses to average net assets” presented in the Financial Highlights table because that ratio includes only the direct operating expenses incurred by the Portfolio, not the indirect costs of investing in Acquired Funds. Such amounts are less than 0.01%.
 - may include reimbursement to Janus Henderson Services US LLC (the “Transfer Agent”), the Portfolio’s transfer agent, of its out-of-pocket costs for serving as transfer agent and providing servicing to shareholders, including servicing provided by third parties.
 - include custodian fees and expenses, legal and auditing fees, printing and mailing costs of sending reports and other information to existing shareholders, and Independent Trustees’ fees and expenses.
- All expenses in the Portfolio’s “Fees and Expenses of the Portfolio” table are shown without the effect of expense offset arrangements. Pursuant to such arrangements, credits realized as a result of uninvested cash balances are used to reduce custodian and transfer agent expenses.

ADDITIONAL INVESTMENT STRATEGIES AND GENERAL PORTFOLIO POLICIES

The Portfolio’s Board of Trustees (“Trustees”) may change the Portfolio’s investment objective or non-fundamental principal investment strategies without a shareholder vote. The Portfolio will notify you in writing at least 60 days before making any such change it considers material. If there is a material change to the Portfolio’s investment objective or principal investment strategies, you should consider whether the Portfolio remains an appropriate investment for you. There is no guarantee that the Portfolio will achieve its investment objective.

Unless otherwise stated, the following section provides additional information about the investment strategies and general policies that are summarized in the Portfolio Summary section, including the types of securities the Portfolio may invest in when pursuing its investment objective. This section also describes investment strategies and policies that the Portfolio may use to a lesser extent. These non-principal investment strategies and policies may become more important in the future since the Portfolio’s composition can change over time. Except for the Portfolio’s policies with respect to illiquid investments, borrowing, and derivatives use, the percentage limitations included in these policies and elsewhere in this Prospectus and/or the SAI normally apply only at the time of purchase of a security. So, for example, if the Portfolio exceeds a limit, other than illiquid investments, borrowing, and derivatives use, as a result of market fluctuations or the sale of other securities, it will not be required to dispose of any securities. The “Glossary of Investment Terms” includes descriptions of investment terms used throughout the Prospectus.

Security Selection

The Central Research Team, overseen by the Portfolio Oversight Team led by the Adviser's Director of Research Matthew Peron, selects investments for the Portfolio that represent their high-conviction investment ideas in all market capitalizations and styles. The Central Research Team, comprised of sector specialists, conducts fundamental analysis with a focus on "bottom-up" research, quantitative modeling, and valuation analysis. Using this research process, analysts rate their stocks based upon attractiveness. Stocks considered to be attractive may have all or some of the following characteristics: (i) good and preferably growing free cash flow, (ii) strong and defensible market position, (iii) healthy risk/return profile, (iv) exemplary governance, and (v) attractive valuation. Analysts bring their high-conviction ideas to their respective sector teams. Sector teams compare the appreciation and risk potential of each of the team's high-conviction ideas and construct a sector portfolio that is intended to maximize the best risk-reward opportunities. The Central Research Team and Mr. Peron participate in the portfolio construction process as part of their oversight function. Although the Central Research Team may find high-conviction investment ideas anywhere in the world with respect to the Portfolio, the Central Research Team emphasizes investments in securities of U.S.-based issuers for the Portfolio. Positions may be sold when, among other things, there is no longer high conviction in the return potential of the investment, if the risk characteristics have caused a re-evaluation of the opportunity, or if the investment thesis for owning a position has changed. This may occur if the stock has appreciated and reflects the anticipated value, if another company represents a better risk-reward opportunity, or if the investment's fundamental characteristics deteriorate. Securities may also be sold from the portfolio to rebalance sector weightings.

Cash Position

The Portfolio may not always stay fully invested. For example, when portfolio management believes that market conditions are unfavorable for investing, or when it is otherwise unable to locate attractive investment opportunities, the Portfolio's cash or similar investments may increase. When the Portfolio's investments in cash or similar investments increase, it may not participate in market advances or declines to the same extent that it would if the Portfolio remained more fully invested. To the extent the Portfolio invests its uninvested cash through a sweep program (meaning its uninvested cash is pooled with uninvested cash of other funds and invested in certain securities such as repurchase agreements), it is subject to the risks of the account or fund into which it is investing, including liquidity issues that may delay the Portfolio from accessing its cash.

In addition, the Portfolio may temporarily increase its cash position under certain unusual circumstances, such as to protect its assets or maintain liquidity in certain circumstances to meet unusually large redemptions. The Portfolio's cash position may also increase temporarily due to unusually large cash inflows. Under unusual circumstances such as these, the Portfolio may invest up to 100% of its assets in cash or similar investments. In this case, the Portfolio may take positions that are inconsistent with its investment policies. As a result, the Portfolio may not achieve its investment objective.

Consideration of ESG Factors

Portfolio management may consider one or more environmental, social, and governance ("ESG") factors alongside other fundamental characteristics considered in the investment research process. In portfolio management's view, ESG factors, along with other attributes relevant to fundamental analysis, could potentially impact investment risk and/or returns. The identification of an ESG risk factor will not necessarily exclude a particular security or sector that, in portfolio management's view, is otherwise suitable for investment. To facilitate the assessment of ESG factors, portfolio management uses a mix of third-party data and internally generated analyses and may engage directly with companies. ESG factors may or may not be relevant or considered for each and every investment decision depending on portfolio management's perspective. Portfolio management may assess the relevance of ESG factors to its fundamental research process differently across issuers, sectors, regions, and asset classes.

Emerging Markets

Within the parameters of its specific investment policies, the Portfolio may invest in securities of issuers or companies from or with exposure to one or more "developing countries" or "emerging market countries." Such countries include, but are not limited to, countries included in the MSCI Emerging Markets IndexSM.

Foreign Securities

The Portfolio may invest in foreign securities. Portfolio management seeks investments that meet the selection criteria, regardless of where an issuer or company is located. Foreign securities are generally selected on a security-by-security basis without regard to any predetermined allocation among countries or geographic regions. However, certain factors, such as expected levels of inflation, government policies influencing business conditions, the outlook for currency relationships, and

prospects for economic growth among countries, regions, or geographic areas, may warrant greater consideration in selecting foreign securities. The Portfolio may at times have significant foreign exposure, including exposure to emerging markets.

High-Yield/High-Risk Bonds

Within the parameters of their specific investment policies, the Portfolio may invest in bonds that are rated below investment grade (also known as a “junk” bond), such as BB+ or lower by Standard & Poor’s Ratings Services (“Standard & Poor’s”) and Fitch, Inc. (“Fitch”), or Ba1 or lower by Moody’s Investors Service, Inc. (“Moody’s”) or is an unrated bond of similar quality. The Portfolio may also invest in unrated bonds of foreign and domestic issuers.

Illiquid Investments

The Portfolio will not acquire any illiquid investment if, immediately after the acquisition, the Portfolio would have invested more than 15% of its net assets in illiquid investments that are assets. An illiquid investment is any investment that the Portfolio reasonably expects cannot be sold or disposed of in current market conditions in seven calendar days or less without the sale or disposition significantly changing the market value of the investment.

Initial Public Offerings and Secondary Offerings

The Portfolio may purchase shares issued as part of, or a short period after, a company’s initial public offering (“IPO”), and may at times dispose of those shares shortly after their acquisition. An IPO is the first sale of stock by a private company to the public. IPOs are often issued by smaller, younger companies seeking the capital to expand, but can also be done by large privately-owned companies looking to become publicly traded. The Portfolio may also purchase shares in offerings made by companies that are publicly traded (“secondary offerings”). Secondary offerings may be made by companies for a number of reasons, including as part of a refinancing, to raise capital for growth, and/or to provide existing shareholders with a way to register and sell restricted shares.

Leverage

Certain of the Portfolio’s investments, including derivatives and short sale transactions, involve the use of leverage. Leverage is investment exposure which exceeds the initial amount invested. Leverage occurs when the Portfolio increases its assets available for investment using derivatives, short sales, when-issued, delayed delivery, or forward commitment transactions, or other similar transactions. The use of other investment techniques can also create a leveraging effect on the Portfolio.

Portfolio Turnover

In general, the Portfolio intends to purchase securities for long-term investment, although, to a limited extent, the Portfolio may purchase securities in anticipation of relatively short-term gains. Short-term transactions may also result from liquidity needs, securities having reached a price or yield objective, changes in interest rates or the credit standing of an issuer, or by reason of economic or other developments not foreseen at the time of the initial investment decision. The Portfolio may also sell one security and simultaneously purchase the same or a comparable security to take advantage of short-term differentials in bond yields or securities prices. Portfolio turnover is affected by market conditions, changes in the size of the Portfolio (including due to shareholder purchases and redemptions), the nature of the Portfolio’s investments, and portfolio management’s investment style. Changes are normally made in the Portfolio’s holdings whenever portfolio management believes such changes are desirable. Portfolio turnover rates are generally not a factor in making buy and sell decisions for the Portfolio.

Increased portfolio turnover may result in higher costs for brokerage commissions, dealer mark-ups, and other transaction costs. Higher costs associated with increased portfolio turnover also may have a negative effect on the Portfolio’s performance. The “Financial Highlights” section of this Prospectus shows the Portfolio’s historical turnover rates.

REITs and Real Estate-Related Securities

The Portfolio may invest in equity and debt securities of real estate-related companies. Such companies may include those in the real estate industry or real estate-related industries. These securities may include common stocks, preferred stocks, and other securities, including, but not limited to, mortgage-backed securities, real estate-backed securities, securities of real estate investment trusts (“REITs”) and similar REIT-like entities (such as real estate operation companies (“REOCs”)). A REIT is an entity that invests in real estate-related projects, such as properties, mortgage loans, and construction loans. REITs are often categorized as equity REITs, mortgage REITs, and hybrid REITs. An equity REIT, the most common type of REIT, invests primarily in the fee ownership of land and buildings. An equity REIT derives its income primarily from rental income but may also realize capital gains or losses by selling real estate properties in its portfolio that have appreciated or depreciated in

value. A mortgage REIT invests primarily in mortgages on real estate, which may secure construction, development, or long-term loans. A mortgage REIT generally derives its income from interest payments on the credit it has extended. A hybrid REIT combines the characteristics of equity REITs and mortgage REITs, generally by holding both ownership interests and mortgage interests in real estate.

Similar to REITs, REOCs are publicly-traded real estate companies that typically engage in the development, management or financing of real estate, such as homebuilders, hotel management companies, land developers and brokers. REOCs, however, have not elected (or are not eligible) to be taxed as a REIT. The reasons for not making such an election include the (i) availability of tax-loss carry-forwards, (ii) operation in non-REIT-qualifying lines of business, and (iii) ability to retain earnings. Instead, REOCs are generally structured as “C” corporations under the Internal Revenue Code of 1986, as amended, and, as a result, are not required to distribute any portion of their income. In this regard, although REOCs do not receive the same favorable tax treatment that is accorded to REITs, REOCs are typically subject to fewer restrictions than REITs, including the ability to retain and/or reinvest funds from operations and more flexibility in terms of the real estate investments they can make.

Securities Lending

The Portfolio may seek to earn additional income through lending its securities to certain qualified broker-dealers and institutions on a short-term or long-term basis in an amount equal to up to one-third of its total assets as determined at the time of the loan origination. When the Portfolio lends its securities, it receives collateral (including cash collateral), at least equal to the value of securities loaned. The Portfolio may earn income by investing this collateral in one or more affiliated or non-affiliated cash management vehicles or in time deposits. It is also possible that, due to a decline in the value of a cash management vehicle in which collateral is invested, the Portfolio may lose money. There is also the risk that when portfolio securities are lent, the securities may not be returned on a timely basis, and the Portfolio may experience delays and costs in recovering the security or gaining access to the collateral provided to the Portfolio to collateralize the loan. If the Portfolio is unable to recover a security on loan, the Portfolio may use the collateral to purchase replacement securities in the market. There is a risk that the value of the collateral could decrease below the cost of the replacement security by the time the replacement investment is made, resulting in a loss to the Portfolio. In certain circumstances, individual loan transactions could yield negative returns. The Adviser intends to manage a portion of the cash collateral in an affiliated cash management vehicle and will receive an investment advisory fee for managing such assets.

Short Sales

The Portfolio may invest in short positions through short sales of stocks and structured products, and through derivatives that include swaps, uncovered written calls, and futures. The Portfolio's gross notional exposure to short positions may not exceed 10% of the Portfolio's net assets.

The Portfolio may also engage in short sales “against the box” and options for hedging purposes that are not subject to the limits set forth above. Short sales against the box involve selling short a security that the Portfolio owns, or the Portfolio has the right to obtain the amount of the security sold short at a specified date in the future. The Portfolio may also enter into a short sale to hedge against anticipated declines in the market price of a security or to reduce portfolio volatility.

A short sale is generally a transaction in which the Portfolio sells a security it does not own or have the right to acquire (or that it owns but does not wish to deliver) in anticipation that the market price of that security will decline. To complete the transaction, the Portfolio must borrow the security to make delivery to the buyer. The Portfolio is then obligated to replace the security borrowed by purchasing the security at the market price at the time of replacement. A short sale is subject to the risk that if the price of the security sold short increases in value, the Portfolio will incur a loss because it will have to replace the security sold short by purchasing it at a higher price. In addition, the Portfolio may not always be able to close out a short position at a particular time or at an acceptable price. A lender may request, or market conditions may dictate, that the borrowed securities be returned to the lender on short notice, and the Portfolio may have to buy the borrowed securities at an unfavorable price. If this occurs at a time when other short sellers of the same security also want to close out their positions, a “short squeeze” can occur, which means that the demand is greater than the supply for the stock sold short. If a short squeeze occurs, it is more likely that the Portfolio will have to cover its short sale at an unfavorable price and potentially reduce or eliminate any gain, or cause a loss, as a result of the short sale. Because there is no upper limit to the price a borrowed security may reach prior to closing a short position, the Portfolio's losses are potentially unlimited in a short sale transaction. The Portfolio's gains and losses will also be decreased or increased, as the case may be, by the amount of any dividends, interest, or expenses, including transaction costs and borrowing fees, the Portfolio may be required to pay in

connection with a short sale. Such payments may result in the Portfolio having higher expenses than a portfolio that does not engage in short sales and may negatively affect the Portfolio's performance.

The Portfolio may enter into a derivatives transaction to obtain short investment exposure to an underlying reference asset. If the value of the underlying reference asset on which the Portfolio has obtained short investment exposure increases, the Portfolio will incur a loss. This potential loss is theoretically unlimited. A short exposure through a derivative also exposes the Portfolio to credit risk, counterparty risk, and leverage risk.

Special Situations

The Portfolio may invest in companies that demonstrate special situations or turnarounds, meaning companies that have experienced significant business problems but are believed to have favorable prospects for recovery. For example, a special situation or turnaround may arise when, in the opinion of portfolio management, the securities of a particular issuer will be recognized as undervalued by the market and appreciate in value due to a specific development with respect to that issuer. Special situations may include significant changes in a company's allocation of its existing capital, a restructuring of assets, or a redirection of free cash flow. For example, issuers undergoing significant capital changes may include companies involved in spin-offs, sales of divisions, mergers or acquisitions, companies involved in bankruptcy proceedings, or companies initiating large changes in their debt to equity ratio. Companies that are redirecting cash flows may be reducing debt, repurchasing shares, or paying dividends. Special situations may also result from: (i) significant changes in industry structure through regulatory developments or shifts in competition; (ii) a new or improved product, service, operation, or technological advance; (iii) changes in senior management or other extraordinary corporate event; (iv) differences in market supply of and demand for the security; or (v) significant changes in cost structure. Investments in "special situations" companies can present greater risks than investments in companies not experiencing special situations, and the Portfolio's performance could be adversely impacted if the securities selected decline in value or fail to appreciate in value.

Other Types of Investments

Unless otherwise stated within its specific investment policies, the Portfolio may also invest in other types of domestic and foreign securities and use other investment strategies. These securities and strategies are not intended to be principal investment strategies of the Portfolio. If successful, they may benefit the Portfolio by earning a return on the Portfolio's assets or reducing risk; however, they may not achieve the Portfolio's investment objective. These securities and strategies may include:

- debt securities (such as bonds, notes, and debentures)
- preferred stocks and securities convertible into common stocks or preferred stocks
- indexed/structured securities (such as commercial and residential mortgage- and asset-backed securities)
- securities purchased on a when-issued, delayed delivery, or forward commitment basis
- equity and fixed-income securities issued in private placement transactions

RISKS OF THE PORTFOLIO

The value of your investment will vary over time, sometimes significantly, and you may lose money by investing in the Portfolio. To varying degrees, the Portfolio may invest in stocks, fixed-income securities, money market instruments or cash/cash equivalents, and derivatives. The following information is intended to help you better understand some of the risks of investing in the Portfolio, including those risks that are summarized in the Portfolio Summary section. This information also includes descriptions of other risks the Portfolio may be subject to as a result of additional investment strategies and general policies that may apply to the Portfolio. The impact of the following risks on the Portfolio may vary depending on the Portfolio's investments. The greater the Portfolio's investment in a particular security, the greater the Portfolio's exposure to the risks associated with that security. Before investing in the Portfolio, you should consider carefully the risks that you assume when investing in the Portfolio.

Counterparty Risk. Portfolio transactions involving a counterparty are subject to the risk that the counterparty or a third party will not fulfill its obligation to the Portfolio ("counterparty risk"). Counterparty risk may arise because of the counterparty's financial condition (i.e., financial difficulties, bankruptcy, or insolvency), market activities and developments, or other reasons, whether foreseen or not. A counterparty's inability to fulfill its obligation may result in significant financial loss to the Portfolio. The Portfolio may be unable to recover its investment from the counterparty or may obtain a limited

recovery, and/or recovery may be delayed. The Portfolio may be exposed to counterparty risk to the extent it participates in lending its securities to third parties and/or cash sweep arrangements whereby the Portfolio's cash balance is invested in one or more types of cash management vehicles or in time deposits. In addition, the Portfolio may be exposed to counterparty risk through its investments in certain securities, including, but not limited to, repurchase agreements, debt securities, and derivatives (including various types of swaps, futures, and options). The Portfolio intends to enter into financial transactions with counterparties that the Adviser believes to be creditworthy at the time of the transaction. There is always the risk that the Adviser's analysis of a counterparty's creditworthiness is incorrect or may change due to market conditions. To the extent that the Portfolio focuses its transactions with a limited number of counterparties, it will have greater exposure to the risks associated with one or more counterparties.

Emerging Markets Risk. Within the parameters of its specific investment policies, the Portfolio may invest in securities of issuers or companies from or with exposure to one or more "developing countries" or "emerging market countries." Such countries include, but are not limited to, countries included in the MSCI Emerging Markets Index. To the extent that the Portfolio invests a significant amount of its assets in one or more of these countries, its returns and net asset value may be affected to a large degree by events and economic conditions in such countries. The risks of foreign investing are heightened when investing in emerging markets, which may result in the price of investments in emerging markets experiencing sudden and sharp price swings. In many developing markets, there is less government supervision and regulation of stock exchanges, brokers, and listed companies than in more developed markets, making these investments potentially more volatile in price and less liquid than investments in developed securities markets, resulting in greater risk to investors. There is a risk in developing countries that a current or future economic or political crisis could lead to price controls, forced mergers of companies, expropriation or confiscatory taxation, imposition or enforcement of foreign ownership limits, seizure, nationalization, sanctions or imposition of restrictions by various governmental entities on investment and trading, or creation of government monopolies, any of which may have a detrimental effect on the Portfolio's investments.

The securities markets of many of these emerging market countries may also be smaller, less liquid, and subject to greater price volatility than those in the United States. In the event of a default on any investments in foreign debt obligations, it may be more difficult for the Portfolio to obtain or to enforce a judgment against the issuers of such securities. In addition, the Portfolio's investments may be denominated in foreign currencies and therefore, changes in the value of a country's currency compared to the U.S. dollar may affect the value of the Portfolio's investments. To the extent that the Portfolio invests a significant portion of its assets in the securities of emerging markets issuers in or companies of a single country or region, it is more likely to be impacted by events or conditions affecting that country or region, which could have a negative impact on the Portfolio's performance. The Portfolio may be subject to emerging markets risk to the extent that it invests in securities of issuers or companies which are not considered to be from emerging markets, but which have customers, products, or transactions associated with emerging markets.

Eurozone Risk. A number of countries in the European Union ("EU") have experienced, and may continue to experience, severe economic and financial difficulties. In particular, many EU nations are susceptible to economic risks associated with high levels of debt, notably due to investments in sovereign debt. These events have adversely affected the exchange rate of the euro and may continue to significantly affect European countries. As a result, financial markets in the EU have been subject to increased volatility and declines in asset values and liquidity. Responses to these financial problems by European governments, central banks, and others, including austerity measures and reforms, may not work, may result in social unrest, and may limit future growth and economic recovery or have other unintended consequences. All of these developments may continue to significantly affect the economies of all EU countries, which in turn may have a material adverse effect on the Portfolio's investments in such countries, other countries that depend on EU countries for significant amounts of trade or investment, or issuers with exposure to debt issued by certain EU countries.

Foreign Exposure Risk. Within the parameters of its specific investment policies, the Portfolio may invest in foreign debt and equity securities either indirectly (e.g., depositary receipts, depositary shares, and passive foreign investment companies) or directly in foreign markets, including emerging markets. Additional risks may be present with respect to investments in securities of issuers or companies that are economically tied to different countries throughout the world. An issuer is deemed to be economically tied to a country or countries if one or more of the following tests are met: (i) the issuer is organized in, or its primary business office or principal trading market of its equity is located in, the country; (ii) a majority of the issuer's revenues are derived from one or more countries; or (iii) a majority of the issuer's assets are located in one or more countries. Investments in foreign securities, including securities of foreign and emerging market governments, may involve greater risks

than investing in domestic securities because the Portfolio's performance may depend on factors other than the performance of a particular company. These factors include:

- **Currency Risk.** As long as the Portfolio holds a foreign security, its value will be affected by the value of the local currency relative to the U.S. dollar. When the Portfolio sells a foreign currency denominated security, its value may be worth less in U.S. dollars even if the security increases in value in its home country. U.S. dollar-denominated securities of foreign issuers may also be affected by currency risk, as the value of these securities may also be affected by changes in the issuer's local currency.
- **Political and Economic Risk.** Foreign investments may be subject to increased political and economic risks, including the imposition of economic and other sanctions. Sanctions imposed by the U.S. Government on other countries or persons or issuers operating in such countries could restrict the Portfolio's ability to buy affected securities or force the Portfolio to dispose of any affected securities it has previously purchased at an inopportune time. As a result, the Portfolio may experience a greater risk of loss with respect to securities impacted by such sanctions.

Political and economic risks may be heightened in emerging markets, which may have relatively unstable governments, immature economic structures, national policies restricting investments by foreigners, social instability, and different and/or developing legal systems. In some countries, there is the risk that the government may take over the assets or operations of a company or that the government may impose withholding and other taxes or limits on the removal of the Portfolio's assets from that country. In addition, the economies of emerging markets may be predominantly based on only a few industries, may be highly vulnerable to changes in local or global trade conditions, and may suffer from extreme and volatile debt burdens or inflation rates.

- **Regulatory Risk.** There may be less government supervision of foreign markets. As a result, foreign issuers may not be subject to the uniform accounting, auditing, and financial reporting standards and practices applicable to domestic issuers, and there may be less publicly available information about foreign issuers.
- **Foreign Market Risk.** Foreign securities markets, particularly those of emerging market countries, may be less liquid and more volatile than domestic markets. These securities markets may trade a small number of securities, may have a limited number of issuers and a high proportion of shares, or may be held by a relatively small number of persons or institutions. Local securities markets may be unable to respond effectively to increases in trading volume, potentially making prompt liquidation of substantial holdings difficult or impossible at times. It is also possible that certain markets may require payment for securities before delivery, and delays may be encountered in settling securities transactions. In some foreign markets, there may not be protection against failure by other parties to complete transactions. It may not be possible for the Portfolio to repatriate capital, dividends, interest, and other income from a particular country or governmental entity. In addition, securities of issuers located in or economically tied to countries with emerging markets may have limited marketability and may be subject to more abrupt or erratic price movements which could also have a negative effect on the Portfolio. Such factors may hinder the Portfolio's ability to buy and sell emerging market securities in a timely manner, affecting the Portfolio's investment strategies and potentially affecting the value of the Portfolio.
- **Geographic Concentration Risk.** To the extent that the Portfolio invests a substantial amount of its assets in issuers located in a single country or region, the economic, political, social, regulatory, or other developments or conditions within such country or region will generally have a greater effect on the Portfolio than they would on a more geographically diversified portfolio, which may result in greater losses and volatility. Adverse developments in certain regions could also adversely affect securities of other countries whose economies appear to be unrelated and could have a negative impact on the Portfolio's performance.
- **Transaction Costs.** Costs of buying, selling, and holding foreign securities, including brokerage, tax, and custody costs, may be higher than those involved in domestic transactions.

High-Yield/High-Risk Bond Risk. High-yield/high-risk bonds (also known as "junk" bonds) are bonds rated below investment grade by the primary rating agencies such as Standard & Poor's, Fitch, and Moody's or are unrated bonds of similar quality. The value of lower quality bonds generally is more dependent on credit risk than investment grade bonds. Issuers of high-yield/high-risk bonds may not be as strong financially as those issuing bonds with higher credit ratings and are more vulnerable to real or perceived economic changes, political changes, or adverse developments specific to the issuer. In addition, the junk bond market can experience sudden and sharp price swings.

Please refer to the "Explanation of Rating Categories" section of the SAI for a description of bond rating categories.

Industry and Sector Risk. Industry and sector risk is the possibility that a group of related securities will decline in price due to industry-specific or economic sector-specific developments. Companies in the same or similar industries and economic sectors may share common characteristics and are more likely to react similarly to industry-specific market or economic developments. The Portfolio's investments, if any, in multiple companies in a particular industry or economic sector may increase the Portfolio's exposure to industry and sector risk.

Inflation Risk. Inflation creates uncertainty over the future real value of an investment (the value after adjusting for inflation). The real value of certain assets or real income from investments will be less in the future as inflation decreases the value of money. As inflation increases, the present value of the Portfolio's assets and distributions may decline. This risk is more prevalent with respect to debt securities held by the Portfolio, as applicable. Inflation rates may change frequently and drastically as a result of various factors, including unexpected shifts in the domestic or global economy. Moreover, the Portfolio's investments may not keep pace with inflation, which may result in losses to Portfolio shareholders or adversely affect the real value of shareholders' investment in the Portfolio. Portfolio shareholders' expectation of future inflation can also impact the current value of the Portfolio's holdings, resulting in lower asset values and potential losses. This risk may be elevated compared to historical market conditions because of recent monetary policy measures and the current interest rate environment.

Initial Public Offering and Secondary Offering Risk. The Portfolio's purchase of shares issued in an initial public offering ("IPO") exposes it to the risks associated with companies that have little operating history as public companies, as well as to the risks inherent in those sectors of the market where these new issuers operate. Attractive IPOs are often oversubscribed and may not be available to the Portfolio, or may be available only in very limited quantities. The market for IPO issuers has been volatile, and share prices of newly public companies have fluctuated up and down significantly over short periods of time. Although IPO investments may have had a positive impact on certain portfolios' performance in the past, there can be no assurance that the Portfolio will identify favorable IPO investment opportunities in the future. In addition, under certain market conditions, a relatively small number of companies may issue securities in IPOs. Similarly, as the number of portfolios to which IPO securities are allocated increases, the number of securities issued to any one portfolio may decrease. In addition, as the Portfolio increases in size, the impact of IPOs on the Portfolio's performance will generally decrease.

The Portfolio may purchase shares in secondary offerings. Secondary offerings may expose the Portfolio to some of the risks of IPOs. Participation in secondary offerings may have a magnified impact on the performance of a portfolio to the extent that it has a small asset base and the portfolio may not experience similar performance as its assets grow. Secondary offering shares frequently are volatile in price. As a result, the Portfolio may hold secondary offering shares for a very short period of time. This may increase the portfolio turnover rate of the Portfolio and may lead to increased expenses for the Portfolio, such as commissions and transaction costs. In addition, secondary offering shares can experience an immediate drop in value if the demand for the securities does not continue to support the offering price.

Leverage Risk. Some transactions may give rise to a form of economic leverage. These transactions may include, among others, derivatives, and may expose the Portfolio to greater risk and increase its costs. The use of leverage may cause the Portfolio to liquidate portfolio positions when it may not be advantageous to do so to satisfy its obligations or to meet the applicable requirements of the Investment Company Act of 1940, as amended, and the rules thereunder. Increases and decreases in the value of the Portfolio's holdings will be magnified when the Portfolio uses leverage.

Liquidity Risk. The Portfolio may invest in securities or instruments that do not trade actively or in large volumes, and may make investments that are less liquid than other investments. Also, the Portfolio may make investments that may become less liquid in response to market developments or adverse investor perceptions. Investments that are illiquid or that trade in lower volumes may be more difficult to value. When there is no willing buyer and investments cannot be readily sold at the desired time or price, the Portfolio may have to accept a lower price or may not be able to sell the security or instrument at all. Investments in foreign securities, particularly those of issuers located in emerging market countries, tend to have greater exposure to liquidity risk than domestic securities. In unusual market conditions, even normally liquid securities may be affected by a degree of liquidity risk (i.e., if the number and capacity of traditional market participants is reduced). An inability to sell one or more portfolio positions can adversely affect the Portfolio's value or prevent the Portfolio from being able to take advantage of other investment opportunities.

Liquidity risk may also refer to the risk that the Portfolio will not be able to pay redemption proceeds within the allowable time period because of unusual market conditions, an unusually high volume of redemption requests, or other reasons. While the Portfolio may pay redemptions in-kind, the Portfolio may instead choose to raise cash to meet redemption requests

through the sale of portfolio securities or permissible borrowings. If the Portfolio is forced to sell securities at an unfavorable time and/or under unfavorable conditions, such sales may adversely affect the Portfolio's net asset value and may increase brokerage costs.

Market Risk. The value of the Portfolio's holdings may decrease if the value of one or more issuers in the Portfolio decreases. Further, regardless of how well individual companies or securities perform, the value of the Portfolio's holdings could also decrease if there are deteriorating economic or market conditions, including, but not limited to, a general decline in prices on the stock markets, a general decline in real estate markets, a decline in commodities prices, or if the market favors different types of securities than the types of securities in which the Portfolio invests. If the value of the Portfolio's holdings decreases, the Portfolio's net asset value will also decrease, which means if you sell your shares in the Portfolio you may lose money. Market risk may affect a single issuer, industry, economic sector, or the market as a whole.

The increasing interconnectivity between global economies and financial markets increases the likelihood that events or conditions in one region or financial market may adversely impact issuers in a different country, region or financial market. Social, political, economic and other conditions and events, such as natural disasters, health emergencies (e.g., epidemics and pandemics), terrorism, conflicts and social unrest, including related sanctions, could reduce consumer demand or economic output, result in market closures, travel restrictions and/or quarantines, and generally have a significant impact on the global economies and financial markets.

- **COVID-19 Pandemic.** The effects of COVID-19 have contributed to increased volatility in global financial markets and have affected and may continue to affect certain countries, regions, issuers, industries and market sectors more dramatically than others. These conditions and events could have a significant impact on the Portfolio and its investments, the Portfolio's ability to meet redemption requests, and the processes and operations of the Portfolio's service providers, including the Adviser.
- **Russia/Ukraine Invasion.** Russia launched a large-scale invasion of Ukraine on February 24, 2022. The extent and duration of the military action, resulting sanctions, and resulting future market disruptions in the region are impossible to predict, but could be significant and have a severe adverse effect on the region, including significant negative impacts on the economy and the markets for certain securities and commodities, such as oil and natural gas, as well as other sectors.

Private Placements and Other Restricted Securities Risk. Investments in private placements and other restricted securities could decrease the Portfolio's liquidity profile or prevent the Portfolio from disposing of them promptly at advantageous prices. Private placements and restricted securities may be less liquid than other investments because such securities may not always be readily sold in broad public markets and may have no active trading market. As a result, they may be difficult to value because market quotations may not be readily available. Transaction costs may be higher for these securities, and the Portfolio may get only limited information about the issuer of a private placement or other restricted security.

REIT Risk. To the extent that the Portfolio holds REITs and REIT-like entities, it may be subject to the additional risks associated with REIT and REIT-like investments. REITs and REIT-like entities are subject to heavy cash flow dependency to allow them to make distributions to their shareholders. The prices of equity REITs are affected by changes in the value of the underlying property owned by the REITs, changes in capital markets and interest rates, management skill in running a REIT, and the creditworthiness of the REIT. The prices of mortgage REITs are affected by the quality of any credit they extend, the creditworthiness of the mortgages they hold, as well as by the value of the property that secures the mortgages. In addition, mortgage REITs (similar to direct investments in mortgage-backed securities) are subject to prepayment risk. Equity REITs and mortgage REITs are subject to heavy cash flow dependency, defaults by borrowers, and self-liquidation. There is also the risk that borrowers under mortgages held by a REIT or lessees of a property that a REIT owns may be unable to meet their obligations to the REIT. In the event of a default by a borrower or lessee, the REIT may incur substantial costs associated with protecting its investments. While equity REITs and mortgage REITs may provide exposure to a large number of properties, such properties may be concentrated in a particular industry, region, or housing type, making such investments more vulnerable to unfavorable developments to economic or market events. Certain "special purpose" REITs in which the Portfolio may invest focus their assets in specific real property sectors, such as hotels, shopping malls, nursing homes, or warehouses, and are therefore subject to the specific risks associated with adverse developments in these sectors. The Portfolio's shareholders will indirectly bear their proportionate share of the REIT's expenses, in addition to their proportionate share of the Portfolio's expenses. The value of investments in REOCs will generally be affected by the same factors that adversely affect REIT investments; however, REOCs may also be adversely affected by income streams derived from businesses other than real estate ownership.

Additionally, a REIT that fails to comply with federal tax requirements affecting REITs may be subject to federal income taxation, or the federal tax requirement that a REIT distribute substantially all of its net income to its shareholders may result in a REIT having insufficient capital for future expenditures. REITs are also subject to certain provisions under federal tax law and the failure of a company to qualify as a REIT could have adverse consequences for the Portfolio, including significantly reducing the return to the Portfolio on its investment in such company.

Small- and Mid-Sized Companies Risk. The Portfolio's investments in securities issued by small- and mid-sized companies, which can include smaller, start-up companies offering emerging products or services, may involve greater risks than are customarily associated with larger, more established companies. For example, while small- and mid-sized companies may realize more substantial growth than larger or more established issuers, they may also suffer more significant losses as a result of their narrow product lines, limited operating history, greater exposure to competitive threats, limited financial resources, limited trading markets, and the potential lack of management depth. Securities issued by small- and mid-sized companies tend to be more volatile and somewhat more speculative than securities issued by larger or more established companies and may underperform as compared to the securities of larger or more established companies. These holdings are also subject to wider price fluctuations and tend to be less liquid than stocks of larger or more established companies, which could have a significant adverse effect on the Portfolio's returns, especially as market conditions change.

Warrants and Rights Risk. The price, performance and liquidity of warrants and rights to purchase equity securities are typically linked to the underlying stock. These instruments have many characteristics of convertible securities and, similarly, will react to variations in the general market for equity securities. Rights are similar to warrants, but normally have a short duration and are distributed directly by the issuer to its shareholders. Rights and warrants have no voting rights, receive no dividends and have no rights with respect to the assets of the issuer.

MANAGEMENT OF THE PORTFOLIO

INVESTMENT ADVISER

Janus Henderson Investors US LLC, 151 Detroit Street, Denver, Colorado 80206-4805, is the investment adviser to the Portfolio. The Adviser is responsible for the day-to-day management of the Portfolio's investment portfolio and furnishes continuous advice and recommendations concerning the Portfolio's investments. The Adviser also provides certain administration and other services and is responsible for other business affairs of the Portfolio.

The Adviser (together with its predecessors and affiliates) has served as investment adviser to the Janus Henderson mutual funds since 1970 and currently serves as investment adviser to all of the Janus Henderson mutual funds as well as the Janus Henderson exchange-traded funds, acts as subadviser for a number of private-label mutual funds, and provides separate account advisory services for institutional accounts and other unregistered products.

The Trust and the Adviser have received an exemptive order from the Securities and Exchange Commission (the "SEC") that permits the Adviser, subject to the approval of the Trustees, to appoint or replace certain subadvisers to manage all or a portion of the Portfolio's assets and enter into, amend, or terminate a subadvisory agreement with certain subadvisers without obtaining shareholder approval (a "manager-of-managers structure"). The manager-of-managers structure applies to subadvisers that are not affiliated with the Trust or the Adviser ("non-affiliated subadvisers"), as well as any subadviser that is an indirect or direct "wholly-owned subsidiary" (as such term is defined by the Investment Company Act of 1940, as amended) of the Adviser or of another company that, indirectly or directly, wholly owns the Adviser (collectively, "wholly-owned subadvisers").

Pursuant to the order, the Adviser, with the approval of the Trustees, has the discretion to terminate any subadviser and allocate and, as appropriate, reallocate the Portfolio's assets among the Adviser and any other non-affiliated subadvisers or wholly-owned subadvisers (including terminating a non-affiliated subadviser and replacing it with a wholly-owned subadviser). To the extent that the Portfolio's assets are allocated to one or more subadvisers, the Adviser, subject to oversight by the Trustees, would have the responsibility to oversee such subadviser(s) to the Portfolio and to recommend for approval by the Trustees, the hiring, termination, and replacement of a subadviser for the Portfolio. In the event that the Adviser hires a subadviser pursuant to the manager-of-managers structure, the Portfolio would provide shareholders with information about the subadviser and subadvisory agreement within 90 days.

The Adviser furnishes certain administration, compliance, and accounting services to the Portfolio, including providing office space for the Portfolio and providing personnel to serve as officers to the Portfolio. The Portfolio reimburses the Adviser for certain of its costs in providing these services (to the extent the Adviser seeks reimbursement and such costs are not otherwise waived). These costs include some or all of the salaries, fees, and expenses of the Adviser's employees and Portfolio officers, including the Portfolio's Chief Compliance Officer and compliance staff, that provide specified administration and compliance services to the Portfolio. The Portfolio pays these costs based on out-of-pocket expenses incurred by the Adviser, and these costs are separate and apart from advisory fees and other expenses paid in connection with the investment advisory services the Adviser provides to the Portfolio.

MANAGEMENT EXPENSES

The Portfolio pays the Adviser an investment advisory fee and incurs expenses, including administrative services fees payable pursuant to the Transfer Agency Agreement, any other transfer agent and custodian fees and expenses, legal and auditing fees, printing and mailing costs of sending reports and other information to existing shareholders, and Independent Trustees' fees and expenses. The Portfolio's investment advisory fee is calculated daily and paid monthly. The Portfolio's advisory agreement details the investment advisory fee and other expenses that the Portfolio must pay.

Research Portfolio pays an investment advisory fee rate that may adjust up or down based on the Portfolio's performance relative to the cumulative investment record of its benchmark index over a rolling 36-month performance measurement period.

The table below reflects the Portfolio's base fee rate (expressed as an annual rate), as well as the actual investment advisory fee rate paid by the Portfolio to the Adviser. The third column shows the full performance rate for outperformance or underperformance during the measurement period relative to the Portfolio's benchmark index. The fourth column shows the performance adjusted investment advisory fee rate, which is equal to the Portfolio's base fee rate plus or minus the performance adjustment over the period. This fourth column shows the actual amount of the investment advisory fee rate paid by the Portfolio as of the end of the fiscal year.

As an example, if the Portfolio outperformed its benchmark index over the performance measurement period by its full performance rate (listed in the table below), the advisory fee would increase by 0.15% (assuming constant assets). Conversely, if the Portfolio underperformed its benchmark index over the performance measurement period by its full performance rate (listed in the table below), the advisory fee would decrease by 0.15% (assuming constant assets). Actual performance within the full range of the full performance rate may result in positive or negative incremental adjustments to the advisory fee of greater or less than 0.15%. Additional details discussing the performance fee are included below with further description in the SAI.

Portfolio Name	Base Fee Rate (%)	Full Performance Rate vs. Benchmark Index	Performance Adjusted/Actual Investment Advisory Fee Rate (%) (for the fiscal year ended December 31, 2022)
Research Portfolio	0.64	± 5.00%	0.47

The investment advisory fee rate is determined by calculating a base fee (shown in the previous table) and applying a performance adjustment (described in further detail below). The performance adjustment either increases or decreases the base fee depending on how well the Portfolio has performed relative to the Russell 1000 Growth Index.

The calculation of the performance adjustment applies as follows:

Investment Advisory Fee = Base Fee Rate +/- Performance Adjustment

The investment advisory fee rate paid to the Adviser by the Portfolio consists of two components: (1) a base fee calculated by applying the contractual fixed rate of the advisory fee to the Portfolio's average daily net assets during the previous month ("Base Fee Rate"), plus or minus (2) a performance-fee adjustment ("Performance Adjustment") calculated by applying a variable rate of up to 0.15% (positive or negative) to the Portfolio's average daily net assets based on the Portfolio's relative performance compared to the cumulative investment record of its benchmark index over a 36-month rolling performance measurement period.

No Performance Adjustment is applied unless the difference between the Portfolio's investment performance and the cumulative investment record of the Portfolio's benchmark index is 0.50% or greater (positive or negative) during the applicable performance measurement period. The Base Fee Rate is subject to an upward or downward Performance Adjustment for every full 0.50% increment by which the Portfolio outperforms or underperforms its benchmark index. Because the Performance Adjustment is tied to the Portfolio's relative performance compared to its benchmark index (and not its absolute performance), the Performance Adjustment could increase the Adviser's fee even if the Portfolio's Shares lose value during the performance measurement period and could decrease the Adviser's fee even if the Portfolio's Shares increase in value during the performance measurement period. For purposes of computing the Base Fee Rate and the Performance Adjustment, net assets are averaged over different periods (average daily net assets during the previous month for the Base Fee Rate, versus average daily net assets during the performance measurement period for the Performance Adjustment). Performance of the Portfolio is calculated net of expenses whereas the Portfolio's benchmark index does not have any fees or expenses. Reinvestment of dividends and distributions is included in calculating both the performance of the Portfolio and the Portfolio's benchmark index. The Base Fee Rate is calculated and accrued daily. The Performance Adjustment is calculated monthly in arrears and is accrued throughout the month. The investment advisory fee is paid monthly in arrears. Under extreme circumstances involving underperformance by a rapidly shrinking Portfolio, the dollar amount of the Performance Adjustment could be more than the dollar amount of the Base Fee Rate. In such circumstances, the Adviser would reimburse the Portfolio.

The investment performance of the Portfolio's Service Shares for the performance measurement period is used to calculate the Performance Adjustment. After the Adviser determines whether the Portfolio's performance was above or below its benchmark index by comparing the investment performance of the Portfolio's Service Shares against the cumulative investment record of the Portfolio's benchmark index, the Adviser applies the same Performance Adjustment (positive or negative) across each other class of shares of the Portfolio, as applicable. It is not possible to predict the effect of the Performance Adjustment on future overall compensation to the Adviser since it depends on the performance of the Portfolio relative to the record of the Portfolio's benchmark index and future changes to the size of the Portfolio.

A discussion regarding the basis for the Trustees' approval of the Portfolio's investment advisory agreement is included in the Portfolio's annual report (for the period ending December 31) and semiannual report (for the period ending June 30) to shareholders. You can request the Portfolio's annual or semiannual reports (as they become available), free of charge, by contacting your plan sponsor, broker-dealer, or financial intermediary, or by contacting a Janus Henderson representative at 1-877-335-2687. The reports are also available, free of charge, at janushenderson.com/VIT.

PORTFOLIO MANAGEMENT

Research Portfolio

The Central Research Team selects investments for Research Portfolio and has done so since May 2017. The Central Research Team consists of the Adviser's equity research analysts overseen by the Portfolio Oversight Team led by Matthew Peron.

Matthew Peron is the Adviser's Director of Research and Executive Vice President of Research Portfolio. Mr. Peron is primarily responsible for the day-to-day operations of the Portfolio. He leads the Portfolio Oversight Team that reviews the Portfolio's risks, overall structure, and guidelines and has done so since April 2020. Mr. Peron is also Portfolio Manager of other Janus Henderson accounts. Prior to joining the Adviser in April 2020, he was Chief Investment Officer for City National Rochdale since 2018. Prior to serving in that role, Mr. Peron held various positions at Northern Trust, including serving as Executive Vice President and Managing Director of Global Equity, and as a member of the asset allocation committee. He holds a Bachelor of Science degree in Electrical Engineering from Swarthmore College and a Master of Business Administration degree from the University of Chicago Booth School of Business.

Information about Mr. Peron's compensation structure and other accounts managed, as well as the aggregate range of his individual ownership in the Portfolio and certain other mutual funds advised by the Adviser, is included in the SAI.

Conflicts of Interest

The Adviser manages other funds and numerous other accounts, which may include separate accounts and other pooled investment vehicles, such as hedge funds. Side-by-side management of multiple accounts, including the management of a cash collateral pool for securities lending and investing the Janus Henderson funds' cash, may give rise to conflicts of interest among those accounts, and may create potential risks, such as the risk that investment activity in one account may adversely affect another account. For example, short sale activity in an account could adversely affect the market value of long positions in one or more other accounts (and vice versa). Side-by-side management may raise additional potential conflicts of interest relating to the allocation of investment opportunities and the aggregation and allocation of trades. A further discussion of potential conflicts of interest and a discussion of certain procedures intended to mitigate such potential conflicts are contained in the Portfolio's SAI.

OTHER INFORMATION

CLASSES OF SHARES

Only Institutional Shares are offered by this Prospectus. The Shares are available only in connection with investment in and payments under variable insurance contracts, as well as certain qualified retirement plans. Service Shares are offered only in connection with investment in and payments under variable insurance contracts, as well as certain qualified retirement plans, that require a fee from Portfolio assets to procure distribution and/or administrative services to contract owners and plan participants. Because the expenses of each class may differ, the performance of each class is expected to differ. If you would like additional information about the Service Shares, please call 1-800-525-0020. In addition, for an analysis of fees associated with an investment in either share class or other similar funds, please visit www.finra.org/fundalyzer.

CLOSED PORTFOLIO POLICIES

The Portfolio may limit sales of its Shares to new investors. If sales of the Portfolio are limited, it is expected that existing shareholders invested in the Portfolio would be permitted to continue to purchase Shares through their existing Portfolio accounts and to reinvest any dividends or capital gains distributions in such accounts, absent highly unusual circumstances. Requests for new accounts into a closed portfolio would be reviewed by management, taking into consideration eligibility requirements and whether the addition to the portfolio is believed to negatively impact existing portfolio shareholders. The closed portfolio may decline opening new accounts, including eligible new accounts, if it would be in the best interests of the portfolio and its shareholders. If applicable, additional information regarding general policies and exceptions can be found in a closed portfolio's prospectuses.

LIQUIDATION/REORGANIZATION OF A PORTFOLIO

It is important to know that, pursuant to the Trust's Amended and Restated Trust Instrument, the Trustees have the authority to merge, liquidate, and/or reorganize a portfolio into another portfolio without seeking shareholder vote or consent.

DISTRIBUTION OF THE PORTFOLIO

The Portfolio is distributed by Janus Henderson Distributors US LLC (the "Distributor"), which is a member of the Financial Industry Regulatory Authority, Inc. ("FINRA"). To obtain information about FINRA member firms and their associated persons, you may contact FINRA at www.finra.org, or 1-800-289-9999.

DISTRIBUTIONS AND TAXES

DISTRIBUTIONS

To avoid taxation of the Portfolio, the Internal Revenue Code of 1986, as amended (the “Internal Revenue Code”) requires the Portfolio to distribute all or substantially all of its net investment income and any net capital gains realized on its investments at least annually. The Portfolio’s income from certain dividends, interest, and any net realized short-term capital gains are paid to shareholders as ordinary income dividends. Net realized long-term capital gains, if any, are paid to shareholders as capital gains distributions, regardless of how long Shares of the Portfolio have been held. A portion of the Portfolio’s distributions received from REITs may be classified as a return of capital for federal income tax purposes. As a result, the Portfolio is more likely to make distributions that are treated as returns of capital, and possibly in greater amounts, than a portfolio that does not invest in REITs. Distributions are made at the class level, so they may vary from class to class within a single portfolio.

Distribution Schedule

Dividends for the Portfolio are normally declared and distributed in June and December. Capital gains are normally declared and distributed in June. However, in certain situations it may be necessary for the Portfolio to declare and distribute capital gains in December. If necessary, dividends and net capital gains may be distributed at other times as well. Unless otherwise instructed, distributions of net investment income and net capital gains, if any, are automatically reinvested in additional Shares of the Portfolio.

How Distributions Affect the Portfolio’s NAV

Distributions are paid to shareholders as of the record date of a distribution of the Portfolio, regardless of how long the Shares have been held. Undistributed dividends and net capital gains are included in the Portfolio’s daily net asset value (“NAV”). The share price of the Portfolio drops by the amount of the distribution, net of any subsequent market fluctuations. For example, assume that on December 31, the Portfolio declared a dividend in the amount of \$0.25 per share. If the Portfolio’s share price was \$10.00 on December 30, the Portfolio’s share price on December 31 would be \$9.75, barring market fluctuations.

TAXES

Taxes on Distributions

Because Shares of the Portfolio may be purchased only through variable insurance contracts and certain qualified retirement plans, it is anticipated that any income dividends or net capital gains distributions made by the Portfolio will be exempt from current federal income taxation if left to accumulate within the variable insurance contract or qualified retirement plan. Generally, withdrawals from such contracts or plans may be subject to federal income tax at ordinary income rates and, if withdrawals are made from a retirement plan before age 59½, a 10% penalty tax may be imposed. The federal income tax status of your investment depends on the features of your qualified retirement plan or variable insurance contract. Further information may be found in your plan documents or in the prospectus of the separate account offering such contract.

Taxation of the Portfolio

Dividends, interest, and some capital gains received by the Portfolio on foreign securities may be subject to foreign tax withholding or other foreign taxes. If the Portfolio is eligible, it may from year to year make the election permitted under Section 853 of the Internal Revenue Code to pass through such taxes to shareholders as a foreign tax credit. If such an election is not made, any foreign taxes paid or accrued will represent an expense to the Portfolio.

The Portfolio does not expect to pay any federal income or excise taxes because it intends to meet certain requirements of the Internal Revenue Code. In addition, because the Shares of the Portfolio are sold in connection with variable insurance contracts, the Portfolio intends to satisfy the diversification requirements applicable to insurance company separate accounts under the Internal Revenue Code. If the Portfolio invests in partnerships, it may be subject to state tax liabilities.

SHAREHOLDER'S GUIDE

Investors may not purchase or redeem Shares of the Portfolio directly. Shares may be purchased or redeemed only through variable insurance contracts offered by the separate accounts of participating insurance companies or through certain qualified retirement plans. **Refer to the prospectus for the participating insurance company's separate account or your plan documents for instructions on purchasing or selling variable insurance contracts and on how to select the Portfolio as an investment option for a contract or a qualified retirement plan.**

With certain exceptions, the Portfolio is generally available only to shareholders residing in the United States and employees of the Adviser or its affiliates. For purposes of this policy, the Portfolio requires that a shareholder and/or entity be a U.S. citizen residing in the United States or a U.S. Territory (including overseas U.S. military or diplomatic addresses) or a resident alien residing in the United States or a U.S. Territory with a valid U.S. Taxpayer Identification Number to open an account with the Portfolio.

PRICING OF PORTFOLIO SHARES

The per share NAV for each class is computed by dividing the total value of assets allocated to the class, less liabilities allocated to that class, by the total number of outstanding shares of the class. The Portfolio's NAV is calculated as of the close of the trading session of the New York Stock Exchange ("NYSE") (normally 4:00 p.m. New York time) each day that the NYSE is open ("business day"). However, the time at which the Portfolio's NAV is calculated may be changed if trading on the NYSE is restricted, the NYSE closes at a different time, or as permitted by the SEC. Foreign securities held by the Portfolio may be traded on days and at times when the NYSE is closed and the NAV is therefore not calculated. Accordingly, the value of the Portfolio's holdings may change on days that are not business days in the United States and on which you will not be able to purchase or redeem the Portfolio's Shares.

All purchases and redemptions will be duly processed at the NAV next calculated after your request is received in good order by the Portfolio or its agents. In order to receive a day's price, your order must be received in good order by the Portfolio (or insurance company or plan sponsor) or its agents by the close of the trading session of the NYSE.

Portfolio holdings are valued in accordance with policies and procedures established by the Adviser pursuant to Rule 2a-5 under the Investment Company Act of 1940, as amended, and approved by and subject to the oversight of the Trustees (the "Valuation Procedures"). To the extent available, domestic and foreign equity securities traded on a securities exchange are generally valued at readily available market quotations, which are (i) the official close prices or (ii) last sale prices on the primary market or exchange in which the securities trade. Most fixed-income securities are typically valued using an evaluated bid price supplied by an Adviser-approved pricing service that is intended to reflect market value. The evaluated bid price is an evaluation that may consider factors such as security prices, yields, maturities, and ratings. Certain short-term instruments maturing within 60 days or less may be valued at amortized cost, which approximates market value. If a market quotation or evaluated price for a security is not readily available or is deemed unreliable, or if an event that is expected to affect the value of the security occurs after the close of the principal exchange or market on which the security is traded, and before the close of the NYSE, a fair value of the security will be determined in good faith by the Adviser pursuant to the Valuation Procedures. Such events include, but are not limited to: (i) a significant event that may affect the securities of a single issuer, such as a merger, bankruptcy, or significant issuer-specific development; (ii) an event that may affect an entire market, such as a natural disaster or significant governmental action; (iii) a non-significant event such as a market closing early or not opening, or a security trading halt; and (iv) pricing of a non-valued security and a restricted or non-public security. This type of fair valuation may be more commonly used with foreign equity securities, but it may also be used with, among other things, thinly-traded domestic securities or fixed-income securities. Special valuation considerations may apply with respect to "odd-lot" fixed-income transactions which, due to their small size, may receive evaluated prices by pricing services which reflect a large block trade and not what actually could be obtained for the odd-lot position. For valuation purposes, quotations of foreign portfolio securities, other assets and liabilities, and forward contracts stated in foreign currency are generally translated into U.S. dollar equivalents at the prevailing market rates. The Valuation Procedures provide for the use of systematic fair valuation models provided by an independent pricing service to value foreign equity securities in order to adjust for stale pricing, which may occur between the close of certain foreign exchanges and the close of the NYSE. The methodologies employed when fair valuing Portfolio holdings may change from time to time. Because fair value pricing involves subjective judgments, it is possible that the fair value determination for a security may be different than the value that could be realized when selling that security.

Due to the subjective nature of systematic fair valuation, the value of a particular security may be different from the last quoted market price. Systematic fair valuation may reduce arbitrage activity involving the frequent buying and selling of

mutual fund shares by investors seeking to take advantage of a perceived lag between a change in the value of the Portfolio's securities and the reflection of such change in the Portfolio's NAV, as further described in the "Excessive Trading" section of this Prospectus. While funds that invest in foreign securities may be at a greater risk for arbitrage activity, such activity may also arise in funds which do not invest in foreign securities, for example, when trading in a security held by a portfolio is halted and does not resume prior to the time the portfolio calculates its NAV (referred to as "stale pricing"). Portfolios that hold thinly-traded securities, such as certain small-capitalization securities or high-yield fixed-income securities, may be subject to attempted use of arbitrage techniques. To the extent that the valuation of a security is different from the security's market value, short-term arbitrage traders buying and/or selling shares of the Portfolio may dilute the NAV of the Portfolio, which negatively impacts long-term shareholders. The Valuation Procedures and the Trust's excessive trading policies and procedures may not completely eliminate short-term trading in certain omnibus accounts and other accounts traded through intermediaries.

The value of the securities of other mutual funds held by the Portfolio, if any, will be calculated using the NAV of such mutual funds, and the prospectuses for such mutual funds explain the circumstances under which they use fair valuation and the effects of using fair valuation.

ADMINISTRATIVE FEES

The Transfer Agent receives an administrative services fee at an annual rate of 0.05% of the average daily net assets of the Portfolio for arranging for the provision by participating insurance companies and qualified plan service providers of administrative services, including recordkeeping, subaccounting, order processing, or other shareholder services provided on behalf of contract holders or plan participants investing in the Portfolio. Other shareholder services may include the provision of order confirmations, periodic account statements, forwarding prospectuses, shareholder reports, and other materials to existing customers, and answering inquiries regarding accounts. The Transfer Agent expects to use this entire fee to compensate insurance companies and qualified plan service providers for providing these services to their customers who invest in the Portfolio.

PAYMENTS TO FINANCIAL INTERMEDIARIES BY THE ADVISER OR ITS AFFILIATES

From its own assets, the Adviser or its affiliates pay fees to selected insurance companies, qualified plan service providers or their affiliates, or other financial intermediaries that distribute, market, or promote the Portfolio or perform related services for contract owners and plan participants. The amount of these payments is determined from time to time by the Adviser, may be substantial, and may differ for different financial intermediaries. The Adviser and its affiliates consider a number of factors in making payments to financial intermediaries.

The Adviser or its affiliates pay fees, from their own assets, to selected insurance companies, qualified plan service providers, and other financial intermediaries for providing recordkeeping, subaccounting, transaction processing, and other shareholder or administrative services (including payments for processing transactions via the National Securities Clearing Corporation ("NSCC") or other means) in connection with investments in the Janus Henderson funds. These fees are in addition to any fees that may be paid by the Janus Henderson funds for these types of services or other services.

In addition, the Adviser or its affiliates periodically share certain marketing expenses with selected intermediaries, or pay for or sponsor informational meetings, seminars, client awareness events, support for marketing materials, sales reporting, or business building programs for such intermediaries to raise awareness of the Portfolio. The Adviser or its affiliates make payments to participate in selected intermediary marketing support programs which may provide the Adviser or its affiliates with one or more of the following benefits: attendance at sales conferences, participation in meetings or training sessions, access to or information about intermediary personnel, use of an intermediary's marketing and communication infrastructure, fund analysis tools, data, business planning and strategy sessions with intermediary personnel, information on industry- or platform-specific developments, trends and service providers, and other marketing-related services. Such payments may be in addition to, or in lieu of, the fees described above. These payments are intended to promote the sales of Janus Henderson funds and to reimburse financial intermediaries, directly or indirectly, for the costs that they or their salespersons incur in connection with educational seminars, meetings, and training efforts about the Janus Henderson funds to enable the intermediaries and their salespersons to make suitable recommendations, provide useful services, and maintain the necessary infrastructure to make the Janus Henderson funds available to their customers.

The receipt of (or prospect of receiving) fees or reimbursements and other forms of compensation described above may provide a financial intermediary and its salespersons with an incentive to favor sales of Janus Henderson funds' shares over sales of other mutual funds (or non-mutual fund investments) or to favor sales of one class of Janus Henderson funds' shares over sales of another Janus Henderson funds' share class, with respect to which the financial intermediary does not receive such payments or receives them in a lower amount. The receipt of these payments may cause certain financial intermediaries to elevate the prominence of the Janus Henderson funds within such financial intermediary's organization by, for example, placement on a list of preferred or recommended funds and/or the provision of preferential or enhanced opportunities to promote the Janus Henderson funds in various ways within such financial intermediary's organization.

From time to time, certain financial intermediaries approach the Adviser to request that the Adviser make contributions to certain charitable organizations. In these cases, the Adviser's contribution may result in the financial intermediary, or its salespersons, recommending Janus Henderson funds over other mutual funds (or non-mutual fund investments).

The payment arrangements described above will not change the price a contract owner or plan participant pays for Shares nor the amount that a Janus Henderson fund receives to invest on behalf of the contract owner or plan participant. You should consider whether such arrangements exist when evaluating any recommendations from an intermediary to purchase or sell Shares of the Portfolio and, if applicable, when considering which share class of the Portfolio is most appropriate for you. Please contact your insurance company or plan sponsor for details on such arrangements.

PURCHASES

Purchases of Shares may be made only by the separate accounts of insurance companies for the purpose of funding variable insurance contracts or by certain qualified retirement plans. Refer to the prospectus of the appropriate insurance company separate account or your plan documents for information on how to invest in the Shares of the Portfolio. Under certain circumstances, the Portfolio may permit an in-kind purchase of Shares. Participating insurance companies and certain other designated organizations are authorized to receive purchase orders on the Portfolio's behalf. As discussed under "Payments to Financial Intermediaries by the Adviser or its Affiliates," the Adviser and its affiliates make payments to selected insurance companies, qualified plan service providers, or their affiliates, or other financial intermediaries that were instrumental in the acquisition or retention of accounts for the Portfolio or that provide services in connection with investments in the Portfolio. You should consider such arrangements when evaluating any recommendation of the Portfolio.

The Portfolio reserves the right to reject any purchase order, including exchange purchases, for any reason. The Portfolio is not intended for excessive trading. For more information about the Portfolio's policy on excessive trading, refer to "Excessive Trading."

The Portfolio may discontinue sales to a qualified plan and require plan participants with existing investments in the Shares to redeem those investments if the plan loses (or in the opinion of the Adviser, is at risk of losing) its qualified plan status.

In compliance with the Uniting and Strengthening America by Providing Appropriate Tools Required to Intercept and Obstruct Terrorism Act of 2001 ("USA PATRIOT Act"), your insurance company or plan sponsor is required to verify certain information on your account application as part of its Anti-Money Laundering Program. You will be required to provide your full name, date of birth, Social Security number, and permanent street address to assist in verifying your identity. You may also be asked to provide documents that may help to establish your identity. Until verification of your identity is made, your insurance company or plan sponsor may temporarily limit additional share purchases. In addition, your insurance company or plan sponsor may close an account if they are unable to verify a shareholder's identity. Please contact your insurance company or plan sponsor if you need additional assistance when completing your application or additional information about the insurance company or plan sponsor's Anti-Money Laundering Program.

In an effort to ensure compliance with this law, the Adviser's Anti-Money Laundering Program (the "Program") provides for the development of internal practices, procedures and controls, designation of anti-money laundering compliance officers, an ongoing training program, and an independent audit function to determine the effectiveness of the Program.

Potential Conflicts

Although the Portfolio does not currently anticipate any disadvantages to policy owners because the Portfolio offers its Shares to unaffiliated variable annuity and variable life separate accounts of insurance companies that are unaffiliated with the Adviser and to certain qualified retirement plans, there is a possibility that a material conflict may arise. The Trustees monitor events in an effort to identify any disadvantages or material irreconcilable conflicts and to determine what action, if any,

should be taken in response. If a material disadvantage or conflict is identified, the Trustees may require one or more insurance company separate accounts or qualified plans to withdraw its investments in the Portfolio or substitute Shares of another portfolio. If this occurs, the Portfolio may be forced to sell its securities at disadvantageous prices. In addition, the Portfolio may refuse to sell its Shares to any separate account or qualified plan or may suspend or terminate the offering of the Portfolio's Shares if such action is required by law or regulatory authority or is in the best interests of the Portfolio's shareholders. It is possible that a qualified plan investing in the Portfolio could lose its qualified plan status under the Internal Revenue Code, which could have adverse tax consequences on insurance company separate accounts investing in the Portfolio. The Adviser intends to monitor such qualified plans, and the Portfolio may discontinue sales to a qualified plan and require plan participants with existing investments in the Portfolio to redeem those investments if a plan loses (or in the opinion of the Adviser is at risk of losing) its qualified plan status.

REDEMPTIONS

Redemptions, like purchases, may be effected only through the separate accounts of participating insurance companies or through certain qualified retirement plans. Please refer to the appropriate separate account prospectus or plan documents for details.

Shares of the Portfolio may be redeemed on any business day on which the Portfolio's NAV is calculated. Redemptions are duly processed at the NAV next calculated after your redemption order is received in good order by the Portfolio or its agents. Redemption proceeds will normally be sent within two business days following receipt of the redemption order. The Portfolio typically expects to meet redemption requests by paying out proceeds from cash or cash equivalent portfolio holdings, or by selling portfolio holdings. In stressed market conditions, and other appropriate circumstances, redemption methods may include borrowing funds or redeeming in-kind.

The Portfolio reserves the right to postpone payment of redemption proceeds for up to seven calendar days. Additionally, the right to require the Portfolio to redeem its Shares may be suspended, or the date of payment may be postponed beyond seven calendar days, whenever: (i) trading on the NYSE is restricted, as determined by the SEC, or the NYSE is closed (except for holidays and weekends); (ii) the SEC permits such suspension and so orders; or (iii) an emergency exists as determined by the SEC so that disposal of securities or determination of NAV is not reasonably practicable.

Large Shareholder Redemptions

Certain large shareholders, such as other portfolios, participating insurance companies, accounts, and affiliates of the Adviser, may from time to time own (beneficially or of record) or control a significant percentage of the Portfolio's Shares. Redemptions by these large shareholders of their holdings in the Portfolio may cause the Portfolio to sell securities at times when it would not otherwise do so, which may negatively impact the Portfolio's NAV and liquidity. Similarly, large Portfolio share purchases may adversely affect the Portfolio's performance to the extent that the Portfolio is delayed in investing new cash and is required to maintain a larger cash position than it ordinarily would. A large shareholder purchase or redemption may also increase transaction costs. In addition, a large redemption could result in the Portfolio's current expenses being allocated over a smaller asset base, which could lead to an increase in the Portfolio's expense ratio.

Redemptions In-Kind

Shares normally will be redeemed for cash, although the Portfolio retains the right to redeem some or all of its shares in-kind under unusual circumstances, in order to protect the interests of remaining shareholders, to accommodate a request by a particular shareholder that does not adversely affect the interests of the remaining shareholders, or in connection with the liquidation of a portfolio, by delivery of securities selected from its assets at its discretion. However, the Portfolio is required to redeem shares solely for cash up to the lesser of \$250,000 or 1% of the NAV of the Portfolio during any 90-day period for any one shareholder. Should redemptions by any shareholder exceed such limitation, the Portfolio will have the option of redeeming the excess in cash or in-kind. In-kind payment means payment will be made in portfolio securities rather than cash, and may potentially include illiquid investments. Illiquid investments may not be able to be sold quickly or at a price that reflects full value, or there may not be a market for such investments, which could cause the redeeming shareholder to realize losses on the investment if it is sold at a price lower than that at which it had been valued. If the Portfolio makes an in-kind payment, the redeeming shareholder might incur brokerage or other transaction costs to convert the securities to cash, whereas such costs are borne by the Portfolio for cash redemptions.

While the Portfolio may pay redemptions in-kind, the Portfolio may instead choose to raise cash to meet redemption requests through the sale of portfolio securities or permissible borrowings. If the Portfolio is forced to sell securities at an unfavorable time and/or under unfavorable conditions, such sales may adversely affect the Portfolio's NAV and may increase brokerage costs.

EXCESSIVE TRADING

Excessive and Short-Term Trading Policies and Procedures

The Trustees have adopted policies and procedures with respect to short-term and excessive trading of Portfolio shares ("excessive trading"). The Portfolio is intended for long-term investment purposes, and the Portfolio will take reasonable steps to attempt to detect and deter short-term and excessive trading. Transactions placed in violation of the Portfolio's excessive trading policies and procedures may be cancelled or rescinded by the Portfolio by the next business day following receipt by the Portfolio. The trading history of accounts determined to be under common ownership or control within any of the Janus Henderson funds may be considered in enforcing these policies and procedures.

The Janus Henderson funds attempt to deter excessive trading through at least the following methods:

- fair valuation of securities as described under "Pricing of Portfolio Shares"; and
- trade monitoring and transaction restrictions as described below.

The Portfolio monitors for patterns of shareholder short-term trading and may suspend or permanently terminate the purchase and exchange privilege (if permitted by your insurance company or plan sponsor) of any investor who is identified as having a pattern of short-term trading. The Portfolio at all times reserves the right to reject any purchase or exchange request and to modify or terminate the purchase and exchange privileges for any investor for any reason without prior notice, in particular, if the trading activity in the account(s) is deemed to be disruptive to the Portfolio.

The Portfolio's Trustees may approve from time to time a redemption fee to be imposed by any Janus Henderson fund, subject to 60 days' notice to shareholders of that fund.

Investors in other share classes who place transactions through the same insurance company or plan sponsor on an omnibus basis may be deemed part of a group for the purpose of the Portfolio's excessive trading policies and procedures and may be rejected in whole or in part by the Portfolio. Transactions accepted by an insurance company or plan sponsor in violation of the Portfolio's excessive trading policies may be cancelled or revoked by the Portfolio by the next business day following receipt by the Portfolio.

In an attempt to deter excessive trading in omnibus accounts, the Portfolio or its agents may require intermediaries to impose restrictions on the trading activity of accounts traded through those intermediaries. Such restrictions may include, but are not limited to, requiring that trades be placed by U.S. mail, prohibiting future purchases by investors who have recently redeemed Portfolio shares, requiring intermediaries to report information about customers who purchase and redeem large amounts, and similar restrictions. The Portfolio's ability to impose such restrictions with respect to accounts traded through particular intermediaries may vary depending on the systems' capabilities, applicable contractual and legal restrictions, and cooperation of those intermediaries.

Generally, the Portfolio's excessive trading policies and procedures do not apply to (i) a money market fund, although money market funds at all times reserve the right to reject any purchase request (including exchange purchases, if permitted by your insurance company or plan sponsor) for any reason without prior notice; (ii) transactions in the Janus Henderson funds by a Janus Henderson "fund of funds," which is a fund that primarily invests in other Janus Henderson funds; (iii) periodic rebalancing and identifiable transactions by certain funds of funds and asset allocation programs to realign portfolio investments with existing target allocations; and (iv) systematic purchase, exchange, or redemption programs.

The Portfolio's policies and procedures regarding excessive trading may be modified at any time by the Portfolio's Trustees.

Excessive Trading Risks

Excessive trading may present risks to the Portfolio's long-term shareholders. Excessive trading into and out of the Portfolio may disrupt portfolio investment strategies, may create taxable gains to remaining Portfolio shareholders, and may increase Portfolio expenses, all of which may negatively impact investment returns for all remaining shareholders, including long-term shareholders.

Portfolios that invest in foreign securities may be at a greater risk for excessive trading. Investors may attempt to take advantage of anticipated price movements in securities held by a portfolio based on events occurring after the close of a foreign market that may not be reflected in the portfolio's NAV (referred to as "price arbitrage"). Such arbitrage opportunities may also arise in portfolios which do not invest in foreign securities, for example, when trading in a security held by a portfolio is halted and does not resume prior to the time the portfolio calculates its NAV (referred to as "stale pricing"). Portfolios that hold thinly-traded securities, such as certain small-capitalization securities, may be subject to attempted use of arbitrage techniques. To the extent that the Portfolio's valuation of a security differs from the security's market value, short-term arbitrage traders may dilute the NAV of the Portfolio, which negatively impacts long-term shareholders. There is potential for short-term arbitrage trades to dilute the value of the shares held by the Portfolio despite the Portfolio's adoption of policies and procedures intended to reduce the Portfolio's exposure to price arbitrage, stale pricing, and other potential pricing inefficiencies.

There is no assurance that the policies and procedures adopted by the Portfolio to detect and deter excessive trading will be effective in all circumstances. For example, the Portfolio may be unable to completely eliminate the possibility of excessive trading in certain omnibus accounts and other accounts traded through intermediaries. Omnibus accounts may effectively conceal the identity of individual investors and their transactions from the Portfolio and its agents. This makes the Portfolio's identification of excessive trading transactions in the Portfolio through an omnibus account difficult and makes the elimination of excessive trading in the account impractical without the assistance of the intermediary. Moreover, the contract between an insurance company and the owner of a variable insurance contract may govern the frequency with which the contract owner may cause the insurance company to purchase or redeem shares of the Portfolio. Although the Portfolio encourages intermediaries to take necessary actions to detect and deter excessive trading, some intermediaries may be unable or unwilling to do so, and accordingly, the Portfolio cannot eliminate completely the possibility of excessive trading.

Shareholders that invest through an omnibus account should be aware that they may be subject to the policies and procedures of their insurance company or plan sponsor with respect to excessive trading in the Portfolio.

AVAILABILITY OF PORTFOLIO HOLDINGS INFORMATION

The Mutual Fund Holdings Disclosure Policies and Procedures adopted by the Adviser and all mutual funds managed within the Janus Henderson fund complex are designed to be in the best interests of the portfolios and to protect the confidentiality of the portfolios' holdings. The following describes policies and procedures with respect to disclosure of portfolio holdings.

- **Full Holdings.** A schedule of the Portfolio's holdings, consisting of at least the names of the holdings, is generally available on a monthly basis with a 30-day lag and is posted under Full Holdings for the Portfolio at janushenderson.com/VIT. A complete schedule of the Portfolio's holdings is also available semiannually and annually in shareholder reports and, after the first and third fiscal quarters, in Form N-PORT. Information reported in shareholder reports and in Form N-PORT will be made publicly available within 60 days after the end of the respective fiscal quarter. The Portfolio's shareholder reports and Form N-PORT filings are available on the SEC's website at <http://www.sec.gov>. In addition, the Portfolio's shareholder reports are available without charge, upon request, by calling a Janus Henderson representative at 1-877-335-2687 (toll free).
- **Top Holdings.** The Portfolio's top portfolio holdings, in order of position size and as a percentage of the Portfolio's total portfolio, are available monthly with a 15-day lag.
- **Other Information.** The Portfolio may occasionally provide security breakdowns (e.g., industry, sector, regional, market capitalization, and asset allocation) and specific portfolio level performance attribution information and statistics monthly with a 15-day lag. Top/bottom equity securities ranked by performance attribution, including the percentage attribution to Portfolio performance, average Portfolio weighting, and other relevant data points, may be provided monthly with a 15-day lag.

The Adviser may exclude from publication on its websites all or any portion of portfolio holdings or change the time periods of disclosure as deemed necessary to protect the interests of the Janus Henderson funds. Under extraordinary circumstances, exceptions to the Mutual Fund Holdings Disclosure Policies and Procedures may be made by the head of the applicable investment unit or a delegate, in consultation with the Portfolio's Chief Compliance Officer or a delegate. Such exceptions may be made without prior notice to shareholders. A summary of the Portfolio's holdings disclosure policies and procedures, which includes a discussion of any exceptions, is contained in the Portfolio's SAI.

SHAREHOLDER COMMUNICATIONS

Your insurance company or plan sponsor is responsible for providing annual and semiannual reports, including the financial statements of the Portfolio. These reports show the Portfolio's investments and the market value of such investments, as well as other information about the Portfolio and its operations. Please contact your insurance company or plan sponsor to obtain these reports. The Trust's fiscal year ends December 31.

FINANCIAL HIGHLIGHTS

The financial highlights table is intended to help you understand the Portfolio's financial performance for the period ended December 31 of the fiscal years shown. Items "Net asset value, beginning of period" through "Net asset value, end of period" reflect financial results for a single Portfolio Share. The gross expense ratio reflects expenses prior to any expense offset arrangement and waivers (reimbursements), if applicable. The net expense ratio reflects expenses after any expense offset arrangement and waivers (reimbursements), if applicable. The information shown for the fiscal years ended December 31 has been audited by PricewaterhouseCoopers LLP, whose report, along with the Portfolio's financial statements, is included in the Annual Report, which is available upon request, and incorporated by reference into the SAI.

The total returns in the table represent the rate that an investor would have earned (or lost) on an investment in the Institutional Shares of the Portfolio (assuming reinvestment of all dividends and distributions) but do not include charges and expenses attributable to any insurance product. If these charges and expenses had been included, the performance for the years shown would be lower. "Total return" information may include adjustments in accordance with generally accepted accounting principles. As a result, returns may differ from returns for shareholder transactions.

Research Portfolio – Institutional Shares

	Years ended December 31				
	2022	2021	2020	2019	2018
Net Asset Value, Beginning of Period	\$56.31	\$49.35	\$40.79	\$33.70	\$36.51
Income/(Loss) from Investment Operations:					
Net investment income/(loss) ⁽¹⁾	0.09	(0.01)	0.14	0.21	0.19
Net realized and unrealized gain/(loss)	(16.93) ⁽²⁾	9.73	12.20	11.26	(0.94)
Total from Investment Operations	(16.84)⁽²⁾	9.72	12.34	11.47	(0.75)
Less Dividends and Distributions:					
Dividends (from net investment income)	(0.06)	(0.05)	(0.18)	(0.18)	(0.21)
Distributions (from capital gains)	(7.83)	(2.71)	(3.60)	(4.20)	(1.85)
Return of capital	—	—	—	—	—
Total Dividends and Distributions	(7.89)	(2.76)	(3.78)	(4.38)	(2.06)
Net Asset Value, End of Period	\$31.58⁽²⁾	\$56.31	\$49.35	\$40.79	\$33.70
Total Return*	(29.89)%⁽²⁾	20.33%	32.95%	35.52%	(2.58)%
Net Assets, End of Period (in thousands)	\$334,877 ⁽²⁾	\$519,679	\$474,525	\$398,888	\$328,803
Average Net Assets for the Period (in thousands)	\$389,504	\$496,858	\$414,413	\$374,004	\$380,194
Ratios to Average Net Assets**:					
Ratio of Gross Expenses	0.56%	0.60%	0.60%	0.59%	0.58%
Ratio of Net Expenses (After Waivers and Expense Offsets)	0.56%	0.60%	0.60%	0.59%	0.58%
Ratio of Net Investment Income/(Loss)	0.24%	(0.01)%	0.33%	0.55%	0.50%
Portfolio Turnover Rate	30%	33%	33%	38%	47%

* Total return includes adjustments in accordance with generally accepted accounting principles required at the year or period end and are not annualized for periods of less than one full year. Total return does not include fees, charges, or expenses imposed by the variable annuity and life insurance contracts for which Janus Aspen Series serves as an underlying investment vehicle.

** Annualized for periods of less than one full year.

(1) Per share amounts are calculated based on average shares outstanding during the year or period.

(2) The net asset values, total return, and per share information has been revised to correct an error. Please see Note 7 in the Notes to the Financial Statements of the Annual Report.

GLOSSARY OF INVESTMENT TERMS

This glossary provides a more detailed description of some of the types of securities, investment strategies, and other instruments in which the Portfolio may invest, as well as some general investment terms. The Portfolio may invest in these instruments to the extent permitted by its investment objective and policies. The Portfolio is not limited by this discussion and may invest in any other types of instruments not precluded by the policies discussed elsewhere in this Prospectus.

EQUITY AND DEBT SECURITIES

Bonds are debt securities issued by a company, municipality, government, or government agency. The issuer of a bond is required to pay the holder the amount of the loan (or par value of the bond) at a specified maturity and to make scheduled interest payments.

Common stocks are equity securities representing shares of ownership in a company and usually carry voting rights and earn dividends. Unlike preferred stock, dividends on common stock are not fixed but are declared at the discretion of the issuer's board of directors.

Convertible securities are preferred stocks or bonds that pay a fixed dividend or interest payment and are convertible into common stock at a specified price or conversion ratio.

Debt securities are securities representing money borrowed that must be repaid at a later date. Such securities have specific maturities and usually a specific rate of interest or an original purchase discount.

Depository receipts are receipts for shares of a foreign-based corporation that entitle the holder to dividends and capital gains on the underlying security. Receipts include those issued by domestic banks (American Depository Receipts), foreign banks (Global or European Depository Receipts), and broker-dealers (depository shares).

Equity securities generally include domestic and foreign common stocks; preferred stocks; securities convertible into common stocks or preferred stocks; warrants to purchase common or preferred stocks; and other securities with equity characteristics.

Exchange-traded funds ("ETFs") are index-based investment companies which hold substantially all of their assets in securities with equity characteristics. As a shareholder of another investment company, the Portfolio would bear its pro rata portion of the other investment company's expenses, including advisory fees, in addition to the expenses the Portfolio bears directly in connection with its own operations.

Fixed-income securities are securities that pay a specified rate of return. The term generally includes short-and long-term government, corporate, and municipal obligations that pay a specified rate of interest, dividends, or coupons for a specified period of time. Coupon and dividend rates may be fixed for the life of the issue or, in the case of adjustable and floating rate securities, for a shorter period.

High-yield/high-risk bonds are bonds that are rated below investment grade by the primary rating agencies (i.e., BB+ or lower by Standard & Poor's and Fitch, or Ba1 or lower by Moody's). Other terms commonly used to describe such bonds include "lower rated bonds," "non-investment grade bonds," and "junk bonds."

Mortgage- and asset-backed securities are shares in a pool of mortgages or other debt instruments. These securities are generally pass-through securities, which means that principal and interest payments on the underlying securities (less servicing fees) are passed through to shareholders on a pro rata basis.

Passive foreign investment companies ("PFICs") are any foreign corporations which generate certain amounts of passive income or hold certain amounts of assets for the production of passive income. Passive income includes dividends, interest, royalties, rents, and annuities. To avoid taxes and interest that the Portfolio must pay if these investments are profitable, the Portfolio may make various elections permitted by the tax laws. These elections could require that the Portfolio recognize taxable income, which in turn must be distributed, before the securities are sold and before cash is received to pay the distributions.

Preferred stocks are equity securities that generally pay dividends at a specified rate and have preference over common stock in the payment of dividends and liquidation. Preferred stock generally does not carry voting rights.

Private placements are securities that are subject to legal and/or contractual restrictions on their sales. These securities may not be listed on an exchange and may have no active trading market. As a result of the absence of a public trading market, the prices of these securities may be more volatile and more difficult to determine than publicly traded securities and these securities may involve heightened risk as compared to investments in securities of publicly traded companies.

Real estate investment trust (“REIT”) is an investment trust that operates through the pooled capital of many investors who buy its shares. Investments are in direct ownership of either income property or mortgage loans. A REIT may be listed on an exchange or traded over-the-counter.

Restricted securities are securities acquired through nonpublic transactions that have limitations on their resale. Restricted securities are unregistered and may only be resold under certain circumstances as noted in Rule 144A of the Securities Act of 1933, as amended (the “1933 Act”).

U.S. Government securities include direct obligations of the U.S. Government that are supported by its full faith and credit. Treasury bills have initial maturities of less than one year, Treasury notes have initial maturities of one to ten years, and Treasury bonds may be issued with any maturity but generally have maturities of at least ten years. U.S. Government securities also include indirect obligations of the U.S. Government that are issued by federal agencies and government sponsored entities. Unlike Treasury securities, agency securities generally are not backed by the full faith and credit of the U.S. Government. Some agency securities are supported by the right of the issuer to borrow from the Treasury, others are supported by the discretionary authority of the U.S. Government to purchase the agency’s obligations, and others are supported only by the credit of the sponsoring agency.

Warrants are securities, typically issued with preferred stock or bonds, which give the holder the right to buy a proportionate amount of common stock at a specified price. The specified price is usually higher than the market price at the time of issuance of the warrant. The right may last for a period of years or indefinitely.

FUTURES, OPTIONS, AND OTHER DERIVATIVES

Derivatives are instruments that have a value derived from, or directly linked to, an underlying asset (stock, bond, commodity, currency, interest rate or market index). Types of derivatives can include, but are not limited to options, forward currency contracts, swaps, and futures contracts.

Forward contracts are contracts to purchase or sell a specified amount of a financial instrument for an agreed upon price at a specified time. Forward contracts are not currently exchange-traded and are typically negotiated on an individual basis. The Portfolio may enter into forward currency contracts for investment purposes or to hedge against declines in the value of securities denominated in, or whose value is tied to, a currency other than the U.S. dollar or to reduce the impact of currency appreciation on purchases of such securities. It may also enter into forward contracts to purchase or sell securities or other financial indices.

Futures contracts are contracts that obligate the buyer to receive and the seller to deliver an instrument or money at a specified price on a specified date. The Portfolio may buy and sell futures contracts on foreign currencies, securities, and financial indices including indices of U.S. Government, foreign government, equity, or fixed-income securities. The Portfolio may also buy options on futures contracts. An option on a futures contract gives the buyer the right, but not the obligation, to buy or sell a futures contract at a specified price on or before a specified date. Futures contracts and options on futures are standardized and traded on designated exchanges. To the extent the Portfolio engages in futures contracts on foreign exchanges, such exchanges may not provide the same protection as U.S. exchanges.

Indexed/structured securities are typically short- to intermediate-term debt securities whose value at maturity or interest rate is linked to currencies, interest rates, equity securities, indices, commodity prices, or other financial indicators. Such securities may be positively or negatively indexed (e.g., their value may increase or decrease if the reference index or instrument appreciates). Indexed/structured securities may have return characteristics similar to direct investments in the underlying instruments and may be more volatile than the underlying instruments.

Options are the right, but not the obligation, to buy or sell a specified amount of securities or other assets on or before a fixed date at a predetermined price. The Portfolio may purchase and write put and call options on securities, securities indices, and foreign currencies. The Portfolio may purchase or write such options individually or in combination.

OTHER INVESTMENTS, STRATEGIES, AND/OR TECHNIQUES

Cash sweep program is an arrangement in which the Portfolio’s uninvested cash balance is used to purchase shares of affiliated or non-affiliated money market funds or cash management pooled investment vehicles that operate pursuant to the provisions of the Investment Company Act of 1940, as amended, that govern the operation of money market funds at the end of each day.

Diversification is a classification given to a portfolio under the Investment Company Act of 1940, as amended. Portfolios are classified as either diversified or nondiversified. To be classified as diversified under the Investment Company Act of 1940, as amended, a portfolio may not, with respect to 75% of its total assets, invest more than 5% of its total assets in any issuer and may not own more than 10% of the outstanding voting securities of an issuer. A portfolio that is classified as nondiversified under the Investment Company Act of 1940, as amended, on the other hand, has the flexibility to take larger positions in securities than a portfolio that is classified as diversified. However, because the appreciation or depreciation of a single security may have a greater impact on the net asset value of a portfolio which is classified as nondiversified, its share price can be expected to fluctuate more than a comparable portfolio which is classified as diversified.

Leverage is investment exposure which exceeds the initial amount invested. Leverage occurs when the Portfolio increases its assets available for investment using derivatives or other similar transactions. In addition, other investment techniques, such as short sales, can create a leveraging effect.

Market capitalization is the most commonly used measure of the size and value of a company. It is computed by multiplying the current market price of a share of the company's stock by the total number of its shares outstanding. Market capitalization is an important investment criterion for certain portfolios, while others do not emphasize investments in companies of any particular size.

Repatriation is the ability to move liquid financial assets from a foreign country to an investor's country of origin.

Repurchase agreements involve the purchase of a security by the Portfolio and a simultaneous agreement by the seller (generally a bank or dealer) to repurchase the security from the Portfolio at a specified date or upon demand. This technique offers a method of earning income on idle cash.

Short sales in which the Portfolio may engage may be either "short sales against the box" or other short sales. Short sales against the box involve selling short a security that the Portfolio owns, or the Portfolio has the right to obtain the amount of the security sold short at a specified date in the future. The Portfolio may also enter into a short sale to hedge against anticipated declines in the market price of a security or to reduce portfolio volatility. If the value of a security sold short increases prior to the scheduled delivery date, the Portfolio loses the opportunity to participate in the gain.

When-issued, delayed delivery, and forward commitment transactions generally involve the purchase of a security with payment and delivery at some time in the future – i.e., beyond normal settlement. New issues of stocks and bonds, private placements, and U.S. Government securities may be sold in this manner.

This page intentionally left blank.

This page intentionally left blank.

You can make inquiries and request other information, including a Statement of Additional Information, annual report, or semiannual report (as they become available), free of charge, by contacting your insurance company or plan sponsor, or by contacting a Janus Henderson representative at 1-877-335-2687. The Portfolio's Statement of Additional Information and most recent annual and semiannual reports are also available, free of charge, at janushenderson.com/VIT. Additional information about the Portfolio's investments is available in the Portfolio's annual and semiannual reports. In the Portfolio's annual report, you will find a discussion of the market conditions and investment strategies that significantly affected the Portfolio's performance during its last fiscal period. Other information is also available from financial intermediaries that sell Shares of the Portfolio.

The Statement of Additional Information provides detailed information about the Portfolio and is incorporated into this Prospectus by reference. Reports and other information about the Portfolio are available on the Electronic Data Gathering Analysis and Retrieval (EDGAR) Database on the SEC's website at <http://www.sec.gov>. You may obtain copies of this information, after paying a duplicating fee, by electronic request at the following e-mail address: publicinfo@sec.gov.

Janus Henderson

INVESTORS

janushenderson.com/VIT

151 Detroit Street
Denver, CO 80206-4805
1-877-335-2687



Vanguard Variable Insurance Funds Money Market Portfolio

April 28, 2023

Prospectus

This prospectus contains financial data for the Portfolio through the fiscal year ended December 31, 2022.

The Securities and Exchange Commission (SEC) has not approved or disapproved these securities or passed upon the adequacy of this prospectus. Any representation to the contrary is a criminal offense.

Contents

Portfolio Summary	1	Financial Highlights	17
Investing in the Money Market Portfolio	6	General Information	18
More on the Portfolio	7	Glossary of Investment Terms	21
The Portfolio and Vanguard	13		
Investment Advisor	13		
Taxes	15		
Share Price	15		

Portfolio Summary

Investment Objective

The Portfolio seeks to provide current income while maintaining liquidity and a stable share price of \$1.

Fees and Expenses

The following table describes the fees and expenses you may pay if you buy, hold, and sell shares of the Portfolio. The expenses shown in the table and in the example that follows do not reflect additional fees and expenses associated with the annuity or life insurance program through which you invest. If those additional fees and expenses were included, overall expenses would be higher.

Annual Portfolio Operating Expenses

(Expenses that you pay each year as a percentage of the value of your investment)

Management Fees	0.13%
12b-1 Distribution Fee	None
Other Expenses	0.02%
Total Annual Portfolio Operating Expenses ¹	0.15%

¹ Vanguard and the Portfolio's board have voluntarily agreed to temporarily limit certain net operating expenses in excess of the Portfolio's daily yield so as to maintain a zero or positive yield for the Portfolio. Vanguard and the Portfolio's board may terminate the temporary expense limitation at any time.

Example

The following example is intended to help you compare the cost of investing in the Portfolio with the cost of investing in other mutual funds. It illustrates the hypothetical expenses that you would incur over various periods if you were to invest \$10,000 in the Portfolio's shares. This example assumes that the Portfolio provides a return of 5% each year and that total annual portfolio operating expenses remain as stated in the preceding table. You would incur these hypothetical expenses whether or not you were to redeem your investment at the end of the given period. Although your actual costs may be higher or lower, based on these assumptions your costs would be:

1 Year	3 Years	5 Years	10 Years
\$15	\$48	\$85	\$192

Principal Investment Strategies

Vanguard Variable Insurance Funds Money Market Portfolio (the Money Market Portfolio) invests primarily in high-quality, short-term money market instruments. Under normal circumstances, most of the Portfolio's assets are invested in securities issued by the U.S. government and its agencies and instrumentalities. Although these securities are high-quality, some of the securities held by the Portfolio are neither guaranteed by the U.S. Treasury nor supported by the full faith and credit of the U.S. government. To be considered high-quality, a security must be determined by Vanguard to present minimal credit risk based in part on a consideration of maturity, portfolio diversification, portfolio liquidity, and credit quality. The Portfolio invests more than 25% of its assets in securities issued by companies in the financial services industry, which includes, without limitation, securities issued by certain government-sponsored enterprises. The Portfolio maintains a dollar-weighted average maturity of 60 days or less and a dollar-weighted average life of 120 days or less.

Government money market funds are required to invest at least 99.5% of their total assets in cash, U.S. government securities, and/or repurchase agreements that are collateralized solely by U.S. government securities or cash (collectively, government securities). The Portfolio generally invests 100% of its assets in government securities and therefore will satisfy the 99.5% requirement for designation as a government money market fund.

Principal Risks

The Portfolio is designed for investors with a low tolerance for risk; however, the Portfolio is subject to the following risks, which could affect the Portfolio's performance:

- *Income risk*, which is the chance that the Portfolio's income will decline because of falling interest rates. The Portfolio's income declines when interest rates fall because the Portfolio then must invest new cash flow and cash from maturing instruments in lower-yielding instruments. Because the Portfolio's income is based on short-term interest rates—which can fluctuate significantly over short periods—income risk is expected to be high. A low or negative interest rate environment will adversely affect the Portfolio's return. Low or negative interest rates, depending on their duration and severity, could prevent the Portfolio from, among other things, providing a positive yield and/or maintaining a stable share price of \$1.
- *Manager risk*, which is the chance that poor security selection will cause the Portfolio to underperform relevant benchmarks or other funds with a similar investment objective.

- *Credit risk*, which is the chance that the issuer of a security will fail to pay interest or principal in a timely manner or that negative perceptions of the issuer’s ability to make such payments will cause the price of that security to decline. Credit risk should be very low for the Portfolio because it invests primarily in securities that are considered to be of high quality.
- *Industry concentration risk*, which is the chance that there will be overall problems affecting a particular industry. Because the Portfolio invests more than 25% of its assets in securities issued by companies in the financial services industry, the Portfolio’s performance depends to a greater extent on the overall condition of that industry and is more susceptible to events affecting that industry.

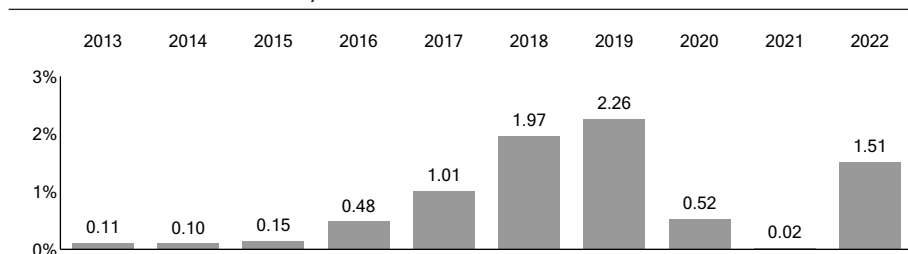
You could lose money by investing in the Portfolio. Although the Portfolio seeks to preserve the value of your investment at \$1.00 per share, it cannot guarantee it will do so. An investment in the Portfolio is not insured or guaranteed by the Federal Deposit Insurance Corporation or any other government agency. The Portfolio’s sponsor has no legal obligation to provide financial support to the Portfolio, and you should not expect that the sponsor will provide financial support to the Portfolio at any time.

Annual Total Returns

The following bar chart and table are intended to help you understand the risks of investing in the Portfolio. The bar chart shows how the performance of the Portfolio has varied from one calendar year to another over the periods shown. The table shows how the average annual total returns of the Portfolio compare with those of a relevant market index and other comparative benchmarks, which have investment characteristics similar to those of the Portfolio. The Portfolio’s returns are net of its expenses but do not reflect additional fees and expenses that are deducted by the annuity or life insurance program through which you invest. If such fees and expenses were included in the calculation of the Portfolio’s returns, the returns would be lower. Effective January 20, 2021, the Portfolio changed its investment strategy and changed its designation to a “government” money market fund. Performance for the periods prior to January 20, 2021 is based on the prior investment strategy utilized by the Portfolio. The Spliced Variable Insurance U.S. Government Money Market Funds Average reflects the performance of the Variable Insurance Money Market Funds Average through January 19, 2021, and the Variable Insurance U.S. Government Money Market Funds Average thereafter. The inception date for the Variable Insurance U.S. Government Money Market Funds Average was October 31, 2019. Index returns are not provided prior to that date. The inception date for the Variable Insurance U.S. Government Money Market Funds Average was October 31, 2019. Index returns are not provided prior to that date. Returns for

the Spliced Variable Insurance U.S. Government Money Market Funds Average and the Variable Insurance Money Market Funds Average are derived from data provided by Lipper, a Thomson Reuters Company. Keep in mind that the Portfolio's past performance does not indicate how the Portfolio will perform in the future. Updated performance information is available on our website for Financial Advisors at advisors.vanguard.com or by calling Vanguard toll-free at 800-522-5555.

Annual Total Returns — Money Market Portfolio



During the periods shown in the bar chart, the highest and lowest returns for a calendar quarter were:

	Total Return	Quarter
Highest	0.88%	December 31, 2022
Lowest	0.00%	March 31, 2021

Average Annual Total Returns for Periods Ended December 31, 2022

	1 Year	5 Years	10 Years
Money Market Portfolio	1.51%	1.25%	0.81%
FTSE 3-Month U.S. Treasury Bill Index (reflects no deduction for fees or expenses)	1.50%	1.24%	0.73%
Variable Insurance U.S. Government Money Market Funds Average	1.19	—	—
Spliced Variable Insurance U.S. Government Money Market Funds Average	1.19	0.94	0.51

Investment Advisor

The Vanguard Group, Inc. (Vanguard)

Portfolio Manager

John C. Lanius, Portfolio Manager at Vanguard. He has managed the Portfolio since 2006.

Tax Information

The Portfolio normally distributes its net investment income and net realized capital gains, if any, to its shareholders, which are the insurance company separate accounts that sponsor your variable annuity or variable life insurance contract. The tax consequences to you of your investment in the Portfolio depend on the provisions of the annuity or life insurance contract through which you invest. For more information on taxes, please refer to the prospectus of the annuity or life insurance contract through which Portfolio shares are offered.

Payments to Financial Intermediaries

The Portfolio and its investment advisor do not pay financial intermediaries for sales of Portfolio shares.

Investing in the Money Market Portfolio

Under Rule 2a-7, the following are the main categories of money market funds:

- *Retail money market funds*, which may maintain a stable net asset value (NAV) but are subject to liquidity fees and redemption gates.
- *Government money market funds*, which may maintain a stable NAV but are not required to implement liquidity fees and redemption gates.
- *Institutional money market funds*, which are required to have a floating NAV and are subject to liquidity fees and redemption gates.

Vanguard Variable Insurance Funds Money Market Portfolio

Vanguard has designated Vanguard Variable Insurance Funds Money Market Portfolio as a government money market fund.


Government money market funds are required to invest at least 99.5% of their total assets in cash, U.S. government securities, and/or repurchase agreements that are collateralized solely by U.S. government securities or cash (collectively, government securities). The Portfolio generally invests 100% of its assets in government securities and therefore will satisfy the 99.5% requirement for designation as a government money market fund.

Government money market funds can also maintain a stable \$1.00 NAV through the use of amortized cost accounting and may, but are not required to, implement liquidity fees and redemption gates. The Portfolio will continue to use amortized cost to transact at a stable \$1.00 NAV.

The Portfolio does not currently intend to voluntarily implement liquidity fees or redemption gates.

The Portfolio is subject to money market fund reform regulatory risk, which is the chance that future money market fund reforms will affect the Portfolio's investment strategy, fees and expenses, portfolio, share liquidity, and return potential.

More on the Portfolio

This prospectus describes the principal risks you would face as an investor in this Portfolio. It is important to keep in mind one of the main principles of investing: generally, the higher the risk of losing money, the higher the potential reward. The reverse, also, is generally true: the lower the risk, the lower the potential reward. As you consider an investment in any mutual fund, you should take into account your personal tolerance for fluctuations in the securities markets. Look for this  symbol throughout the prospectus. It is used to mark detailed information about the more significant risks that you would confront as a Portfolio investor. To highlight terms and concepts important to mutual fund investors, we have provided Plain Talk[®] explanations along the way. Reading the prospectus will help you decide whether the Portfolio is the right investment for you. We suggest that you keep this prospectus for future reference.

A Note About Vanguard Variable Insurance Funds

The Money Market Portfolio of Vanguard Variable Insurance Funds is a mutual fund used solely as an investment option for annuity or life insurance contracts offered by insurance companies. This means that you cannot purchase shares of the Portfolio directly, but only through a contract offered by an insurance company.

The Money Market Portfolio is separate from other Vanguard mutual funds, even when the Portfolio and a fund have the same investment objective and advisor. The Portfolio's investment performance will differ from the performance of other Vanguard funds because of differences in the securities held and because of administrative and insurance costs associated with the annuity or life insurance program through which you invest.

Plain Talk About Costs of Investing

Costs are an important consideration in choosing a mutual fund. That is because you, as a contract owner, pay a proportionate share of the costs of operating a fund and any transaction costs incurred when the fund buys or sells securities. These costs can erode a substantial portion of the gross income or the capital appreciation a fund achieves. Even seemingly small differences in expenses can, over time, have a dramatic effect on a fund's performance.

The following sections explain the principal investment strategies and policies that the Portfolio uses in pursuit of its investment objective. The board of trustees of Vanguard Variable Insurance Funds (the Board), which oversees the Portfolio's management, may change investment strategies or policies in the

interest of shareholders without a shareholder vote, unless those strategies or policies are designated as fundamental. The Portfolio generally invests 100% of its assets in government securities and therefore will satisfy the 99.5% requirement for designation as a government money market fund.

Market Exposure

The Portfolio's principal strategy is to invest in very high-quality money market instruments. Also known as cash equivalent investments, these instruments are considered short term (i.e., they usually mature in 397 days or less). The Portfolio maintains a dollar-weighted average maturity of 60 days or less and a dollar-weighted average life of 120 days or less. The Portfolio invests more than 25% of its assets in money market instruments issued by companies in the financial services industry, which includes, without limitation, securities issued by certain government-sponsored enterprises.

Plain Talk About Money Market Instruments

The term "money market instruments" refers to a variety of short-term, liquid investments, usually with maturities of 397 days or less. Some common types are *U.S. Treasury bills and notes*, which are securities issued by the U.S. government; *agency securities*, which are securities issued or guaranteed by a U.S. executive agency or government-sponsored enterprise; *commercial paper*, which is a promissory note issued by a large company or a financial firm; *banker's acceptances*, which are credit instruments guaranteed by banks; and *negotiable certificates of deposit*, which are promissory notes issued by banks in large denominations. Money market investments can pay fixed, variable, or floating rates of interest.



The Portfolio is subject to income risk, which is the chance that the Portfolio's income will decline because of falling interest rates. The Portfolio's income declines when interest rates fall because the Portfolio then must invest new cash flow and cash from maturing instruments in lower-yielding instruments. Because the Portfolio's income is based on short-term interest rates—which can fluctuate significantly over short periods—income risk is expected to be high.

A low or negative interest rate environment could magnify the risks associated with changes in interest rates and adversely affect the Portfolio's return. Low or negative interest rates, depending on their duration and severity, can prevent the Portfolio from providing a positive yield to its shareholders, paying expenses out of current income, and/or achieving its investment objective, including maintaining a stable share price of \$1. A wide variety of market factors can

cause interest rates to rise or fall, including central bank monetary policy, inflationary or deflationary pressures, and changes in general market and economic conditions.

Market disruptions can adversely affect local and global markets as well as normal market conditions and operations. Any such disruptions could have an adverse impact on the value of the Portfolio's investments and Portfolio performance.

Security Selection

Vanguard, advisor to the Portfolio, selects high-quality money market instruments.



The Portfolio is subject to manager risk, which is the chance that poor security selection will cause the Portfolio to underperform relevant benchmarks or other funds with a similar investment objective.

The Portfolio invests primarily in securities issued by U.S. governmental agencies and instrumentalities whose interest and principal payments are backed by the full faith and credit of the U.S. government, such as those issued by the U.S. Treasury and the Government National Mortgage Association (GNMA). The Portfolio also may invest in securities issued by U.S. governmental agencies and instrumentalities whose interest and principal payments are neither guaranteed by the U.S. Treasury nor backed by the full faith and credit of the U.S. government. These agencies and instrumentalities include, among others, the Federal Home Loan Banks, the Federal National Mortgage Association, and the Federal Home Loan Mortgage Corporation.



The Portfolio is subject to industry concentration risk, which is the chance that there will be overall problems affecting a particular industry. Because the Portfolio invests more than 25% of its assets in securities issued by companies in the financial services industry, the Portfolio's performance depends to a greater extent on the overall condition of that industry and is more susceptible to events affecting that industry.

More than 25% of the Portfolio's assets are invested in instruments issued by companies in the financial services industry. The Portfolio considers the financial services industry to include issuers principally engaged in providing financial services to consumers and industry, such as securities issued by government-sponsored enterprises, including the Federal National Mortgage Association, the Federal Home Loan Mortgage Corporation, the Federal Home Loan Banks, and the Federal Farm Credit Banks Funding Corporation; U.S. and foreign banks; insurance companies; real estate-related companies (i.e., companies having at least 50% of their assets, revenues, or net income related

to, or derived from, the real estate industry); securities firms; and leasing companies, among others. Because of this concentration, changes in economic, regulatory, and political conditions that affect financial services issuers could have a significant effect on the Portfolio. These conditions include changes in interest rates and defaults in payments by borrowers.

The market values of U.S. government and agency securities and U.S. Treasury securities are subject to fluctuation and the expectation that the U.S. Treasury will be able to honor its obligations.

Plain Talk About U.S. Government-Sponsored Enterprises

A variety of U.S. government-sponsored enterprises (GSEs), such as the Federal Home Loan Mortgage Corporation (FHLMC), the Federal National Mortgage Association (FNMA), and the Federal Home Loan Banks (FHLBs), issue debt and mortgage-backed securities. Although GSEs may be chartered or sponsored by acts of Congress, they are not funded by congressional appropriations. In September of 2008, the U.S. Treasury placed FNMA and FHLMC under conservatorship and appointed the Federal Housing Finance Agency (FHFA) to manage their daily operations. In addition, the U.S. Treasury entered into purchase agreements with FNMA and FHLMC to provide them with capital in exchange for senior preferred stock. Generally, a GSE's securities are neither issued nor guaranteed by the U.S. Treasury and are not backed by the full faith and credit of the U.S. government. In most cases, these securities are supported only by the credit of the GSE, standing alone. In some cases, a GSE's securities may be supported by the ability of the GSE to borrow from the U.S. Treasury or may be supported by the U.S. government in some other way. Securities issued by the Government National Mortgage Association (GNMA), however, are backed by the full faith and credit of the U.S. government.




The Portfolio is subject to credit risk, which is the chance that the issuer of a security will fail to pay interest or principal in a timely manner or that negative perceptions of the issuer's ability to make such payments will cause the price of that security to decline. Credit risk should be very low for the Portfolio because it invests primarily in securities that are considered to be of high quality.

Because some of the securities included in the Portfolio are not backed by the full faith and credit of the U.S. government, the potential credit risk and yield for the Portfolio is higher than if it held only securities backed by the full faith and credit of the U.S. government.

Under certain circumstances, the exposure to a single issuer could cause the Portfolio to fail to maintain a share price of \$1.


Although the Portfolio invests in high-quality money market instruments, the Portfolio is not insured or guaranteed by the Federal Deposit Insurance Corporation or any other agency of the U.S. government.

 *The Portfolio reserves the right to invest in repurchase agreements, which are subject to specific risks.*

Plain Talk About Repurchase Agreements

Repurchase agreements are contracts in which a bank, securities dealer, or other counterparty that meets minimum credit requirements sells government securities and agrees to repurchase the securities on a specific date (normally the next business day) at a specific price.

Repurchase agreements carry several risks. For instance, if the seller is unable to repurchase the securities as promised, the Portfolio may experience a loss when trying to sell the securities to another buyer. Also, if the seller becomes insolvent, a bankruptcy court may determine that the securities do not belong to the Portfolio and order that the securities be used to pay off the seller's debts. The Portfolio's advisor believes that these risks can be controlled through careful security and counterparty selection and monitoring.

 *The Portfolio reserves the right to invest, to a limited extent, in adjustable-rate securities, which are a type of derivative.*

An adjustable-rate security's interest rate, as the name implies, is not set; instead, it fluctuates periodically. Generally, the security's yield is based on a U.S. dollar-based interest rate benchmark such as the federal funds rate, the 90-day U.S. Treasury bill rate, or another reference rate. Adjustable-rate securities reset their yields on a periodic basis (e.g., daily, weekly, or quarterly) or upon a change in the benchmark interest rate. These yields are closely correlated to changes in money market interest rates.

The Portfolio will not use derivatives for speculation or for the purpose of leveraging (magnifying) investment returns.

Plain Talk About Derivatives

A derivative is a financial contract whose value is based on the value of a financial asset (such as a stock, a bond, or a currency), a money market benchmark (such as U.S. Treasury bill rates or the federal funds effective rate), a physical asset (such as gold, oil, or wheat), a market index, or a reference rate.

In addition, the Portfolio may invest up to 5% of its net assets in illiquid securities. These are securities that the Portfolio may not be able to sell or dispose of in the ordinary course of business within seven calendar days at approximately the value ascribed to it by the Portfolio.

Plain Talk About Weighted Average Maturity and Weighted Average Life

A money market fund will maintain a dollar-weighted average maturity (WAM) of 60 days or less and a dollar-weighted average life (WAL) of 120 days or less. For purposes of calculating a fund's WAM, the maturity of certain longer-term adjustable-rate securities held in the portfolio will generally be the period remaining until the next interest rate adjustment. When calculating its WAL, the maturity for these adjustable-rate securities will generally be the final maturity date—the date on which principal is expected to be returned in full. Maintaining a WAL of 120 days or less limits a fund's ability to invest in longer-term adjustable-rate securities, which are generally more sensitive to changes in interest rates, particularly in volatile markets.

Cash Management

The Portfolio's daily cash balance may be invested in Vanguard Market Liquidity Fund and/or Vanguard Municipal Cash Management Fund (each, a CMT Fund), which are low-cost money market funds. When investing in a CMT Fund, the Portfolio bears its proportionate share of the expenses of the CMT Fund in which it invests. Vanguard receives no additional revenue from Portfolio assets invested in a CMT Fund.

Frequent Trading or Market-Timing

Vanguard anticipates that investors will purchase and sell shares of money market funds frequently because these funds are designed to offer investors a liquid investment. For this reason, the Board has determined that it is not

necessary to adopt policies and procedures designed to detect and deter frequent trading and market-timing in the money market fund shares. For information on frequent-trading limits of other Vanguard funds, please see the appropriate fund's prospectus.

See the accompanying prospectus for the annuity or insurance program through which Portfolio shares are offered for further details on transaction policies.

The Portfolio and Vanguard

The Portfolio is a member of The Vanguard Group, Inc. (Vanguard), a family of over 200 funds. All of the funds that are members of Vanguard (other than funds of funds) share in the expenses associated with administrative services and business operations, such as personnel, office space, and equipment.

Vanguard Marketing Corporation provides marketing services to the funds. Although fund shareholders do not pay sales commissions or 12b-1 distribution fees, each fund (other than a fund of funds) or each share class of a fund (in the case of a fund with multiple share classes) pays its allocated share of the Vanguard funds' marketing costs.

Vanguard and the Board have voluntarily agreed to temporarily limit certain net operating expenses in excess of the Money Market Portfolio's daily yield so as to maintain a zero or positive yield for the Portfolio. Vanguard and the Board may terminate the temporary expense limitation at any time.

Plain Talk About Vanguard's Unique Corporate Structure

Vanguard is owned jointly by the funds it oversees and thus indirectly by the shareholders in those funds. Most other mutual funds are operated by management companies that are owned by third parties—either public or private stockholders—and not by the funds they serve.

Investment Advisor

The Vanguard Group, Inc., P.O. Box 2600, Valley Forge, PA 19482, which began operations in 1975, provides investment advisory services to the Portfolio through its Fixed Income Group pursuant to the Funds' Service Agreement and

subject to the supervision and oversight of the trustees and officers of Vanguard Variable Insurance Funds. As of December 31, 2022, Vanguard served as advisor for approximately \$6 trillion in assets.

For the fiscal year ended December 31, 2022, the Portfolio's advisory expenses represented an effective annual rate of less than 0.01% of the Portfolio's average net assets.

Under the terms of an SEC exemption, the board of trustees of Vanguard Variable Insurance Funds may, without prior approval from shareholders, change the terms of an advisory agreement with a third-party investment advisor or hire a new third-party investment advisor—either as a replacement for an existing advisor or as an additional advisor. Any significant change in the Portfolio's advisory arrangements will be communicated to shareholders in writing. As the Portfolio's sponsor and overall manager, Vanguard may provide investment advisory services to the Portfolio at any time. Vanguard may also recommend to the board of trustees that an advisor be hired, terminated, or replaced or that the terms of an existing advisory agreement be revised. Vanguard Variable Insurance Funds has filed an application seeking a similar SEC exemption with respect to investment advisors that are wholly owned subsidiaries of Vanguard. If the exemption is granted, the Portfolio may rely on the new SEC relief.

For a discussion of why the Board approved the Portfolio's investment advisory arrangement, see the most recent semiannual report to shareholders covering the fiscal period ended June 30.

The manager primarily responsible for the day-to-day management of the Portfolio is:

John C. Lanius, Portfolio Manager at Vanguard. He has been with Vanguard since 1996, has worked in investment management since 1997, has managed investment portfolios since 2004, and has managed the Money Market Portfolio since 2006. Education: B.A., Middlebury College.

The Portfolio's *Statement of Additional Information* provides information about the portfolio manager's compensation, other accounts under management, and ownership of shares of the Portfolio.

Taxes

The Portfolio normally distributes its net investment income and net realized short-term or long-term capital gains, if any, to its shareholders, which are the insurance company separate accounts that fund your variable annuity or variable life insurance contract. The tax consequences to you of your investment in the Portfolio depend on the provisions of the annuity or life insurance contract through which you invest; please refer to the prospectus of such contract for more information.

The Portfolio intends to operate in such a manner that a separate account investing only in Portfolio shares will result in the variable annuity and variable life insurance contracts supported by that account receiving favorable tax treatment. This favorable treatment means that you generally will not be taxed on Portfolio distributions or proceeds on dispositions of Portfolio shares received by the separate account funding your contract. In order to qualify for this favorable treatment, the insurance company separate accounts that invest in the Portfolio must satisfy certain requirements. If a Portfolio funding your contract does not meet such requirements, your contract could lose its favorable tax treatment and income and gain allocable to your contract could be taxable to you. Also, if the IRS were to determine that contract holders have an impermissible level of control over the investments funding their contracts, your contract could lose its favorable tax treatment and income and gain allocable to your contract could be taxable currently to you. Please see the Portfolio's *Statement of Additional Information* for more information.

Share Price

Share price, also known as *net asset value* (NAV), is calculated as of the close of regular trading on the New York Stock Exchange (NYSE), generally 4 p.m., Eastern time, on each day that the NYSE is open for business (a business day). In the rare event the NYSE experiences unanticipated disruptions and is unavailable at the close of the trading day, NAVs will be calculated as of the close of regular trading on the Nasdaq (or another alternate exchange if the Nasdaq is unavailable, as determined at Vanguard's discretion), generally 4 p.m., Eastern time. The NAV per share is computed by dividing the total assets, minus liabilities, of the Portfolio by the number of Portfolio shares outstanding. On U.S. holidays or other days when the NYSE is closed, the NAV is not calculated, and the Portfolio does not sell or redeem shares. However, on those days the value

of the Portfolio's assets may be affected to the extent that the Portfolio holds securities that change in value on those days (such as foreign securities that trade on foreign markets that are open).

The instruments held by the Money Market Portfolio are generally valued on the basis of amortized cost. The values of any foreign securities held by a portfolio are converted into U.S. dollars using an exchange rate obtained from an independent third party as of the close of regular trading on the NYSE. The values of any mutual fund shares, including institutional money market fund shares, held by a portfolio are based on the NAVs of the shares. The values of any ETF shares or closed-end fund shares held by a portfolio are based on the market value of the shares.

Although the Vanguard retail and government money market funds seek to maintain a stable NAV of \$1 per share, a stable share price is not guaranteed. A low or negative interest rate environment could impact a fund's ability to provide a positive yield to its shareholders, pay expenses out of current income, and/or achieve its investment objective, including maintaining a stable NAV of \$1 per share.

The Portfolio has authorized certain financial intermediaries and their designees, and may, from time to time, authorize certain fund of funds for which Vanguard serves as the investment advisor (Vanguard Funds of Funds), to accept orders to buy or sell fund shares on its behalf. The Portfolio will be deemed to receive an order when accepted by the financial intermediary, its designee, or one of the Vanguard Funds of Funds, and the order will receive the NAV next computed by the Portfolio after such acceptance.

The Portfolio's NAV is used to determine the unit value for the annuity or life insurance program through which you invest. For more information on unit values, please refer to the accompanying prospectus of the insurance company that offers your annuity or life insurance program.

Financial Highlights

Financial highlights information is intended to help you understand a fund's performance for the past five years (or, if shorter, its period of operations). Certain information reflects financial results for a single fund share. Total return represents the rate that an investor would have earned or lost each period on an investment in a fund or share class (assuming reinvestment of all distributions). This information has been obtained from the financial statements audited by PricewaterhouseCoopers LLP, an independent registered public accounting firm, whose report, along with fund financial statements, is included in a fund's most recent annual report to shareholders. You may obtain a free copy of a fund's latest annual or semiannual report, which is available upon request.

Yields and total returns presented for the Portfolio are net of the Portfolio's operating expenses, but they do not take into account charges and expenses attributable to the annuity or life insurance program through which you invest. The expenses of the annuity or life insurance program reduce the returns and yields you ultimately receive, so you should bear those expenses in mind when evaluating the performance of the Portfolio and when comparing the yields and returns of the Portfolio with those of other mutual funds.

Vanguard Money Market Portfolio For a Share Outstanding Throughout Each Period	Year Ended December 31,				
	2022	2021	2020	2019	2018
Net Asset Value, Beginning of Period	\$1.00	\$1.00	\$1.00	\$1.00	\$1.00
Investment Operations					
Net Investment Income ¹	.0154	.0001	.005	.022	.020
Net Realized and Unrealized Gain (Loss) on Investments	(.0004)	—	—	—	—
Total from Investment Operations	.0150	.0001	.005	.022	.020
Distributions					
Dividends from Net Investment Income	(.0150)	(.0001)	(.005)	(.022)	(.020)
Distributions from Realized Capital Gains	(.0000) ²	—	—	—	—
Total Distributions	(.0150)	(.0001)	(.005)	(.022)	(.020)
Net Asset Value, End of Period	\$1.00	\$1.00	\$1.00	\$1.00	\$1.00
Total Return	1.51%	0.02%	0.52%	2.26%	1.97%
Ratios/Supplemental Data					
Net Assets, End of Period (Millions)	\$1,217	\$1,106	\$1,301	\$1,243	\$1,218
Ratio of Expenses to Average Net Assets ³	0.14% ⁴	0.07%	0.15%	0.15%	0.15%
Ratio of Net Investment Income to Average Net Assets	1.54%	0.01%	0.49%	2.23%	1.97%

1 Calculated based on average shares outstanding.

2 Distribution was less than \$0.0001 per share.

3 Vanguard and the board of trustees have agreed to temporarily limit certain net operating expenses in excess of the portfolio's daily yield in order to maintain a zero or positive yield for the portfolio. Vanguard and the board of trustees may terminate the temporary expense limitation at any time. The portfolio is not obligated to repay this amount to Vanguard. The ratio of total expenses to average net assets before an expense reduction was 0.15% for 2022, 0.15% for 2021 and 0.15% for 2020. For the years ended December 31, 2019 and 2018, there were no expense reductions.

4 The ratio of expenses to average net assets for the period net of reduction from custody fee offset arrangements was 0.14%.

General Information

This Portfolio of Vanguard Variable Insurance Funds offers its shares to insurance companies to fund both annuity and life insurance contracts. Because of differences in tax treatment or other considerations, the best interests of various contract owners participating in the Portfolio might at some time be in conflict. The Board will monitor for any material conflicts and determine what action, if any, should be taken.

If the Board determines that continued offering of shares would be detrimental to the best interests of the Portfolio's shareholders, the Portfolio may suspend the offering of shares for a period of time. If the Board determines that a specific purchase acceptance would be detrimental to the best interests of the Portfolio's shareholders (for example, because of the size of the purchase request or a history of frequent trading by the investor), the Portfolio may reject such a purchase request.

If you wish to redeem money from the Portfolio, please refer to the instructions provided in the accompanying prospectus for the annuity or life insurance program. Shares of the Portfolio may be redeemed on any business day that the NYSE is open for trading. The redemption price of shares will be at the next-determined NAV per share. Redemption proceeds generally will be wired to the administrator within one business day following receipt of the redemption request, but no later than seven business days. Contract owners will receive their redemption checks from the administrator.

Under normal circumstances, the Portfolio typically expects to meet redemptions with positive cash flows. When this is not an option, the Portfolio seeks to maintain its risk exposure by selling a cross section of the Portfolio's holdings to meet redemptions, while also factoring in transaction costs. Additionally, the Portfolio may work with the insurance companies through which contract owners participate in the Portfolio to implement redemptions in a manner that is least disruptive to the portfolio.

Under certain circumstances, including under stressed market conditions, there are additional tools that the Portfolio may use in order to meet redemptions, including advancing the settlement of market trades with counterparties to match investor redemption payments or delaying settlement of an investor's transaction to match trade settlement within regulatory requirements. The Portfolio may also suspend payment of redemption proceeds for up to seven days. Additionally, under these unusual circumstances, the Portfolio may borrow money (subject to certain regulatory conditions and if available under

board-approved procedures) through an interfund lending facility; through a bank line-of-credit, including a joint committed credit facility; or through an uncommitted line-of-credit from Vanguard in order to meet redemption requests.

The Portfolio may suspend the redemption right or postpone payment at times when the NYSE is closed or during any emergency circumstances, as determined by the SEC. In connection with a determination by the Board, in accordance with Rule 22e-3 under the Investment Company Act of 1940, a money market fund may suspend redemptions and postpone payment of redemption proceeds in order to facilitate an orderly liquidation of the fund.

The exchange privilege (your ability to redeem shares from one Portfolio to purchase shares of another Portfolio) may be available to you through your contract. Although we make every effort to maintain the exchange privilege, Vanguard reserves the right to revise or terminate this privilege, limit the amount of an exchange, or reject any exchange, at any time, without notice.

The Portfolio may pay redemption proceeds, in whole or in part, by an in-kind distribution of readily marketable securities if Vanguard determines that it would be detrimental to the best interests of the Portfolio's remaining shareholders to pay redemption proceeds in cash.

For certain categories of investors, the Portfolio has authorized one or more brokers to accept on its behalf purchase and redemption orders. The brokers are authorized to designate other intermediaries to accept purchase and redemption orders on the Portfolio's behalf. The Portfolio will be deemed to have received a purchase or redemption order when an authorized broker, or a broker's authorized designee, accepts the order in accordance with the Portfolio's instructions. In most cases, for these categories of investors, a contract owner's properly transmitted order will be priced at the Portfolio's next-determined NAV after the order is accepted by the authorized broker or the broker's designee. The contract owner should review the authorized broker's policies relating to trading in the Vanguard funds.

Please consult the Portfolio's *Statement of Additional Information* or our website for a description of the policies and procedures that govern disclosure of the Portfolio's portfolio holdings.

The Portfolio's Bylaws require, unless the Trust otherwise consents in writing, that the U.S. Federal District Courts be the sole and exclusive forum for the resolution of complaints under the Securities Act of 1933. This provision may limit a shareholder's ability to bring a claim in a different forum and may result in increased shareholder costs in pursuing such a claim.

Shareholder Rights

The Portfolio's Agreement and Declaration of Trust, as amended, requires a shareholder bringing a derivative action on behalf of Vanguard Variable Insurance Funds (the Trust) that is subject to a pre-suit demand to collectively hold at least 10% of the outstanding shares of the Trust or at least 10% of the outstanding shares of the series or class to which the demand relates and to undertake to reimburse the Trust for the expense of any counsel or advisors used when considering the merits of the demand in the event that the board of trustees determines not to bring such action. In each case, these requirements do not apply to claims arising under the federal securities laws to the extent that any such federal securities laws, rules, or regulations do not permit such application.

Glossary of Investment Terms

Cash Equivalent Investments. Cash deposits, short-term bank deposits, and money market instruments that include U.S. Treasury bills and notes, bank certificates of deposit (CDs), repurchase agreements, commercial paper, and banker's acceptances.

Dividend Distributions. Payments to portfolio shareholders of income from interest or dividends generated by a portfolio's investments.

Expense Ratio. A portfolio's total annual operating expenses expressed as a percentage of the portfolio's average net assets. The expense ratio includes management and administrative expenses, but it does not include the transaction costs of buying and selling portfolio securities.

FTSE 3-Month U.S. Treasury Bill Index. An index that measures the performance of short-term U.S. government debt securities and accrues income on a monthly basis.

Inception Date. The date on which the assets of a portfolio are first invested in accordance with the portfolio's investment objective. For portfolios with a subscription period, the inception date is the day after that period ends. Investment performance is generally measured from the inception date.

Joint Committed Credit Facility. The Portfolio participates, along with other funds managed by Vanguard, in a committed credit facility provided by a syndicate of lenders pursuant to a credit agreement that may be renewed annually; each Vanguard fund is individually liable for its borrowings, if any, under the credit facility. The amount and terms of the committed credit facility are subject to approval by the Portfolio's board of trustees and renegotiation with the lender syndicate on an annual basis.

Money Market Instruments. Short-term, liquid investments (usually with a maturity of 397 days or less) that include U.S. Treasury bills and notes, agency securities, bank certificates of deposit (CDs), repurchase agreements, commercial paper, and banker's acceptances.

Mutual Fund. An investment company that pools the money of many people and invests it in a variety of securities in an effort to achieve a specific objective over time.

New York Stock Exchange (NYSE). A stock exchange based in New York City that is open for regular trading on business days, Monday through Friday, from 9:30 a.m. to 4 p.m., Eastern time.

Principal. The face value of a debt instrument or the amount of money put into an investment.

Securities. Stocks, bonds, money market instruments, and other investments.

Stable Net Asset Value (NAV). A share price that maintains a consistent value (e.g., \$1.00 or \$100.00) using special pricing and valuation conventions.

Total Return. A percentage change, over a specified time period, in a portfolio's net asset value, assuming the reinvestment of all distributions of dividends and capital gains.

Variable Insurance Money Market Funds Average. The average performance of open-end investment companies classified as variable annuity funds by Lipper that invest in high-quality financial instruments rated in the top two grades with dollar-weighted average maturities of less than 90 days. These funds intend to keep constant net asset value.

Volatility. The fluctuations in value of a mutual fund or other security. The greater a portfolio's volatility, the wider the fluctuations in its returns.

Yield. Income (interest or dividends) earned by an investment, expressed as a percentage of the investment's price.

This page intentionally left blank.

This page intentionally left blank.

This page intentionally left blank.



Connect with Vanguard® > vanguard.com

For More Information

If you would like more information about Vanguard Variable Insurance Funds Money Market Portfolio, the following documents are available free upon request:

Annual/Semiannual Reports to Shareholders

Additional information about the Portfolio's investments is available in the Portfolio's annual and semiannual reports to shareholders.

Statement of Additional Information (SAI)

The SAI provides more detailed information about the Portfolio and is incorporated by reference into (and thus legally a part of) this prospectus.

To receive a free copy of the latest annual or semiannual reports or the SAI, or to request additional information about the Portfolio or other Vanguard funds, please visit vanguard.com or contact us as follows:

Telephone: 800-522-5555; Text telephone for people with hearing impairment: 800-749-7273

Information Provided by the SEC

Reports and other information about the Portfolio are available in the EDGAR database on the SEC's website at sec.gov, or you can receive copies of this information, for a fee, by electronic request at the following email address: publicinfo@sec.gov.

Portfolio's Investment Company Act file number: 811-05962



**1800 North Point Drive
Stevens Point, WI 54481**

**800-473-6879
sentry.com**

**Issued by: Sentry Life Insurance Company
Distributed by: Sentry Equity Services, Inc.**