



Mid-Cap Growth Account II

Invests in the T. Rowe Price Diversified Mid Cap Growth Fund

Benchmark Morningstar US Mid Brd Grt TR USD

Investment objective and strategy

The investment seeks to provide long-term capital growth. The fund will normally invest at least 80% of its net assets (including any borrowings for investment purposes) in a broadly diversified portfolio of common stocks of mid-cap growth companies. T. Rowe Price expects the earnings of these companies to grow at a faster rate than the average company. The managers define mid-cap companies as those whose market capitalization falls within the range of either the S&P MidCap 400 Index or the Russell Midcap Growth Index.

Category - Mid-Cap Growth

Some mid-cap growth portfolios invest in stocks of all sizes, thus leading to a mid-cap profile, but others focus on midsize companies. Mid-cap growth portfolios target U.S. firms that are projected to grow faster than other mid-cap stocks, therefore commanding relatively high prices. The U.S. mid-cap range for market capitalization typically falls between \$1 billion and \$8 billion and represents 20% of the total capitalization of the U.S. equity market. Growth is defined based on fast growth (high growth rates for earnings, sales, book value, and cash flow) and high valuations (high price ratios and low dividend yields).

Asset allocation

Cash	0.03%
U.S. stocks	95.88%
Non-U.S. stocks	2.77%
Bonds	0.00%
Other/Not classified	1.32%

3-year risk measures

Beta	1.05
P/B ratio	6.56
P/E ratio	25.77
Standard deviation	20.30
Annual turnover ratio	30.50

Operations and management

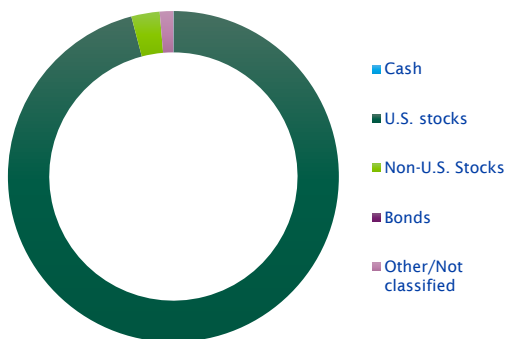
Separate account inception date	9/30/2005
Manager(s)	Donald J. Peters 20.08 Yrs

Principal risks

Lending, Foreign Securities, Loss of Money, Not FDIC Insured, Active Management, Equity Securities, Management, Mid-Cap

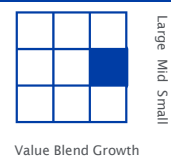
Portfolio composition

As of 09/30/2023



Portfolio style

Equity

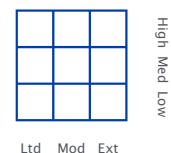


Large
Mid
Small

Equity cap.

Large	13.00%
Medium	80.00%
Small	7.00%

Fixed Income



High
Med
Low

Avg. effective duration	N/A
Avg. effective maturity	N/A
Avg. credit quality	N/A

Sector weightings

Cyclical	24.63%
Sensitive	53.77%
Defensive	21.6%

Top 10 holdings

As of 09/30/2023

Apollo Global Management Inc Class A	1.77%
The Trade Desk Inc Class A	1.45%
Ross Stores Inc	1.34%
Old Dominion Freight Line Inc Ordinary Shares	1.33%
Cheniere Energy Inc	1.32%
CrowdStrike Holdings Inc Class A	1.32%
Cintas Corp	1.32%
Copart Inc	1.31%
DexCom Inc	1.31%
Rockwell Automation Inc	1.30%
Percent of total net assets	13.77%

Annuities are issued and administered by SentryLife Insurance Company, Stevens Point, WI. In New York, annuities are issued and administered by Sentry Life Insurance Company of New York, Syracuse, NY, and are not available in all states. See contract for complete details: (Group Annuity) 840-300; (Group Annuity) 840-300(NY). The information contained in this fact sheet is for illustrative purposes only and is not an indication of future composition or performance.

Neither Sentry Life Insurance Company, Sentry Life Insurance Company of New York, nor any affiliated entities or representatives may give legal, tax, or investment advice or recommend any securities or investments. The brief discussion in this material is for general information and education purposes, and is neither complete nor necessarily up-to-date, and is provided "AS-IS" WITHOUT ANY WARRANTIES. Tax laws, regulations, and rulings are complex and subject to various interpretations and change. For complete up-to-date information please consult your attorney or tax advisor, or for investment advice or recommendations please consult a licensed investment professional.

For more current information including month-end performance, please log into your account at sentry.com/customers/retirement-participants.