



Mid Cap Growth Account IV

Invests in the Vanguard Mid Cap Growth Fund

Benchmark Morningstar US Mid Brd Grt TR USD

Investment objective and strategy

The investment seeks to provide long-term capital appreciation. The fund invests at least 80% of its assets in common stocks of mid-size companies. In selecting investments, each advisor invests in those mid-size companies that the advisor believes have the best prospects for future growth. The fund uses multiple investment advisors.

Category - Mid-Cap Growth

Mid-cap growth portfolios target U.S. firms that are projected to grow faster than other mid-cap stocks, therefore commanding relatively higher prices. The U.S. firms that are projected to grow faster than other mid-cap stocks, therefore commanding relatively higher prices. The U.S. mid-cap stocks, therefore commanding relatively higher prices. The U.S. mid-cap range for market capitalization typically falls between \$1 billion and \$8 billion and represents 20% of the total capitalization of the U.S. equity market. Growth is defined based on fast growth (high growth rates for earnings, sales, book value, and cash flow) and high valuations (high price ratios and low dividend yields).

Asset allocation

Cash	3.44%
U.S. stocks	95.39%
Non-U.S. stocks	1.17%
Bonds	0.00%
Other/Not classified	0.00%

3-year risk measures

Beta	1.14
P/B ratio	4.12
P/E ratio	23.91
Standard deviation	22.29
Annual turnover ratio	87.00

Operations and management

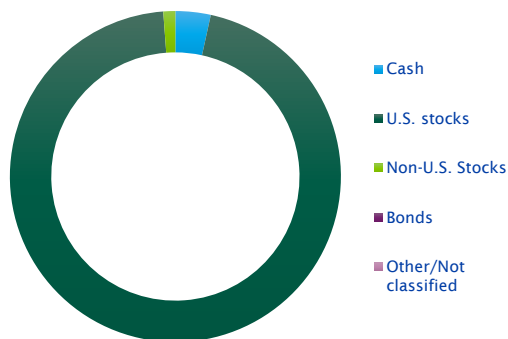
Separate account inception date	9/30/2011
Manager(s)	Multiple 5.08 Yrs

Principal risks

Loss of Money, Not FDIC Insured, Market/Market Volatility, Equity Securities, Management, Portfolio Diversification

Portfolio composition

As of 09/30/2023



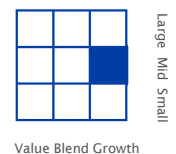
Top 10 holdings

As of 09/30/2023

Veeva Systems Inc Class A	2.88%
TransUnion	2.40%
BWX Technologies Inc	2.38%
MSCI Inc	2.37%
Gartner Inc	2.07%
CDW Corp	1.95%
Builders FirstSource Inc	1.89%
Icon PLC	1.77%
Align Technology Inc	1.70%
Apollo Global Management Inc Class A	1.67%
Percent of total net assets	21.08%

Portfolio style

Equity

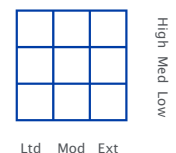


Large
Mid
Small

Equity cap.

Large	15.00%
Medium	67.00%
Small	18.00%

Fixed Income



High
Med
Low

Avg. effective duration	N/A
Avg. effective maturity	N/A
Avg. credit quality	N/A

Sector weightings

Cyclical	21.51%
Sensitive	56.14%
Defensive	22.35%

Annuities are issued and administered by SentryLife Insurance Company, Stevens Point, WI. In New York, annuities are issued and administered by Sentry Life Insurance Company of New York, Syracuse, NY, and are not available in all states. See contract for complete details: (Group Annuity) 840-300; (Group Annuity) 840-300(NY). The information contained in this fact sheet is for illustrative purposes only and is not an indication of future composition or performance.

Neither Sentry Life Insurance Company, Sentry Life Insurance Company of New York, nor any affiliated entities or representatives may give legal, tax, or investment advice or recommend any securities or investments. The brief discussion in this material is for general information and education purposes, and is neither complete nor necessarily up-to-date, and is provided "AS-IS" WITHOUT ANY WARRANTIES. Tax laws, regulations, and rulings are complex and subject to various interpretations and change. For complete up-to-date information please consult your attorney or tax advisor, or for investment advice or recommendations please consult a licensed investment professional.

For more current information including month-end performance, please log into your account at sentry.com/customers/retirement-participants.