



## Mid-Cap Index Account II

Invests in the Vanguard Mid-Cap Index Fund - Admiral Shrs

Benchmark Morningstar US Mid TR USD

### Investment objective and strategy

The investment seeks to track the performance of a benchmark index that measures the investment return of mid-capitalization stocks. The fund employs an indexing investment approach designed to track the performance of the CRSP US Mid Cap Index, a broadly diversified index of stocks of mid-size U.S. companies. The advisor attempts to replicate the target index by investing all, or substantially all, of its assets in the stocks that make up the index, holding each stock in approximately the same proportion as its weighting in the index.

### Category - Mid-Cap Blend

The typical mid-cap blend portfolio invests in U.S. stocks of various sizes and styles, giving it a middle-of-the-road profile. Most shy away from high-priced growth stocks but aren't so price-conscious that they land in value territory. The U.S. mid-cap range for market capitalization typically falls between \$1 billion and \$8 billion and represents 20% of the total capitalization of the U.S. equity market. The blend style is assigned to portfolios where neither growth nor value characteristics predominate.

### Asset allocation

Cash	0.39%
U.S. stocks	98.13%
Non-U.S. stocks	1.48%
Bonds	0.00%
Other/Not classified	0.00%

### 3-year risk measures

Beta	1.05
P/B ratio	2.78
P/E ratio	19.15
Standard deviation	19.20
Annual turnover ratio	12.00

### Operations and management

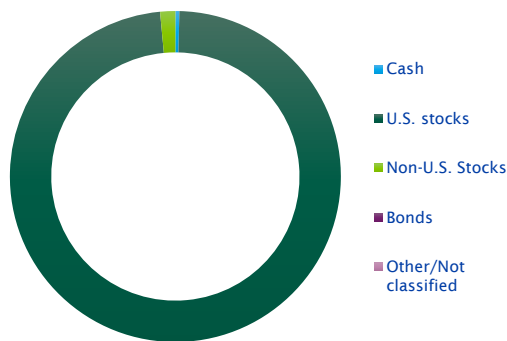
Separate account inception date	5/30/2014
Manager(s)	Multiple 2.50 Yrs

### Principal risks

Loss of Money, Not FDIC Insured, Market/Market Volatility, Equity Securities, ETF, Management, Market Trading


### Portfolio composition

As of 11/30/2023



### Portfolio style

#### Equity

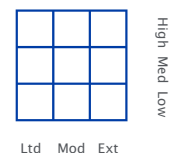


Large  
Mid  
Small

#### Equity cap.

Large	10.00%
Medium	89.00%
Small	0.00%

#### Fixed Income



High  
Med  
Low

Avg. effective duration	N/A
Avg. effective maturity	N/A
Avg. credit quality	N/A

### Sector weightings

Cyclical	34.69%
Sensitive	43.42%
Defensive	21.88%

### Top 10 holdings

As of 12/31/2023

Amphenol Corp Class A	0.85%
Arista Networks Inc	0.84%
TransDigm Group Inc	0.77%
Cintas Corp	0.75%
Motorola Solutions Inc	0.75%
PACCAR Inc	0.74%
Welltower Inc	0.72%
Microchip Technology Inc	0.70%
Arthur J. Gallagher & Co	0.70%
Carrier Global Corp Ordinary Shares	0.69%
Percent of total net assets	7.51%

Annuities are issued and administered by SentryLife Insurance Company, Stevens Point, WI. In New York, annuities are issued and administered by Sentry Life Insurance Company of New York, Syracuse, NY, and are not available in all states. See contract for complete details: (Group Annuity) 840-300; (Group Annuity) 840-300(NY). The information contained in this fact sheet is for illustrative purposes only and is not an indication of future composition or performance.

Neither Sentry Life Insurance Company, Sentry Life Insurance Company of New York, nor any affiliated entities or representatives may give legal, tax, or investment advice or recommend any securities or investments. The brief discussion in this material is for general information and education purposes, and is neither complete nor necessarily up-to-date, and is provided "AS-IS" WITHOUT ANY WARRANTIES. Tax laws, regulations, and rulings are complex and subject to various interpretations and change. For complete up-to-date information please consult your attorney or tax advisor, or for investment advice or recommendations please consult a licensed investment professional.

For more current information including month-end performance, please log into your account at [sentry.com/customers/retirement-participants](https://sentry.com/customers/retirement-participants).