



## Mid-Cap Value Index Account

Invests in the Vanguard Mid Cap Value Index Fund - Admiral Shrs

Benchmark Morningstar US Mid Brd Val TR USD

### Investment objective and strategy

The investment seeks to track the performance of the CRSP US Mid Cap Value Index that measures the investment return of mid-capitalization value stocks. The fund employs an indexing investment approach designed to track the performance of the CRSP US Mid Cap Value Index, a broadly diversified index of value stocks of mid-size U.S. companies. The advisor attempts to replicate the target index by investing all, or substantially all, of its assets in the stocks that make up the index, holding each stock in approximately the same proportion as its weighting in the index.

### Category - Mid-Cap Value

Some mid-cap value portfolios focus on medium-size companies while others land here because they own a mix of small-cap, mid-cap, and large-cap stocks. All look for U.S. stocks that are less expensive or growing more slowly than the market. The U.S. mid-cap range for market capitalization typically falls between \$1 billion and \$8 billion and represents 20% of the total capitalization of the U.S. equity market. Value is defined based on low valuations (low price ratios and high dividend yields) and slow growth (low growth rates for earnings, sales, book value, and cash flow).

#### Asset allocation

Cash	0.33%
U.S. stocks	98.11%
Non-U.S. stocks	1.56%
Bonds	0.00%
Other/Not classified	0.00%

#### 3-year risk measures

Beta	0.96
P/B ratio	2.04
P/E ratio	16.01
Standard deviation	18.77
Annual turnover ratio	18.00

#### Operations and management

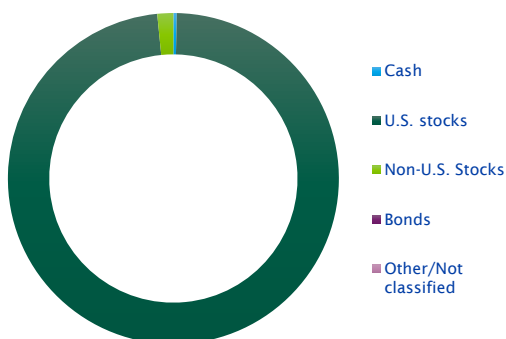
Separate account inception date	9/30/2011
Manager(s)	Multiple 2.50 Yrs

#### Principal risks

Loss of Money, Not FDIC Insured, Market/Market Volatility, Equity Securities, ETF, Management, Market Trading

#### Portfolio composition

As of 11/30/2023



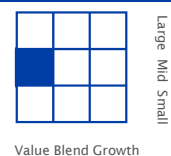
#### Top 10 holdings

As of 12/31/2023

PACCAR Inc	1.38%
Arthur J. Gallagher & Co	1.31%
Carrier Global Corp Ordinary Shares	1.30%
PG&E Corp	1.24%
D.R. Horton Inc	1.16%
Nucor Corp	1.16%
ONEOK Inc	1.11%
Digital Realty Trust Inc	1.10%
Centene Corp	1.07%
Ferguson PLC	1.06%
Percent of total net assets	11.89%

#### Portfolio style

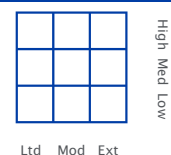
##### Equity



##### Equity cap.

Large	5.00%
Medium	94.00%
Small	0.00%

##### Fixed Income



Avg. effective duration	N/A
Avg. effective maturity	N/A
Avg. credit quality	N/A

#### Sector weightings

Cyclical	43.82%
Sensitive	28.70%
Defensive	27.48%

Annuities are issued and administered by SentryLife Insurance Company, Stevens Point, WI. In New York, annuities are issued and administered by Sentry Life Insurance Company of New York, Syracuse, NY, and are not available in all states. See contract for complete details: (Group Annuity) 840-300; (Group Annuity) 840-300(NY). The information contained in this fact sheet is for illustrative purposes only and is not an indication of future composition or performance.

Neither Sentry Life Insurance Company, Sentry Life Insurance Company of New York, nor any affiliated entities or representatives may give legal, tax, or investment advice or recommend any securities or investments. The brief discussion in this material is for general information and education purposes, and is neither complete nor necessarily up-to-date, and is provided "AS-IS" WITHOUT ANY WARRANTIES. Tax laws, regulations, and rulings are complex and subject to various interpretations and change. For complete up-to-date information please consult your attorney or tax advisor, or for investment advice or recommendations please consult a licensed investment professional.

For more current information including month-end performance, please log into your account at [sentry.com/customers/retirement-participants](https://sentry.com/customers/retirement-participants).