



Small Cap Value Index Account

Invests in the Vanguard Small Cap Value Index Fund - Admiral Shrs
Benchmark Morningstar US Small Brd Val Ext TR USD

Investment objective and strategy

The investment seeks to track the performance of a benchmark index that measures the investment return of small-capitalization value stocks. The fund employs an indexing investment approach designed to track the performance of the CRSP US Small Cap Value Index, a broadly diversified index of value stocks of small U.S. companies. The advisor attempts to replicate the target index by investing all, or substantially all, of its assets in the stocks that make up the index, holding each stock in approximately the same proportion as its weighting in the index.

Category - Small Value

Small-value portfolios invest in small U.S. companies with valuations and growth rates below other small-cap peers. Stocks in the bottom 10% of the capitalization of the U.S. equity market are defined as small cap. Value is defined based on low valuations (low price ratios and high dividend yields) and slow growth (low growth rates for earnings, sales, book value, and cash flow).

Asset allocation

Cash	0.82%
U.S. stocks	97.39%
Non-U.S. stocks	1.79%
Bonds	0.00%
Other/Not classified	0.00%

3-year risk measures

Beta	1.11
P/B ratio	1.81
P/E ratio	16.29
Standard deviation	22.00
Annual turnover ratio	16.00

Operations and management

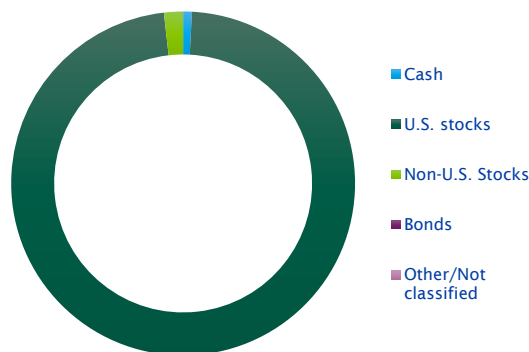
Separate account inception date	9/30/2011
Manager(s)	Multiple
	9.00 Yrs

Principal risks

Loss of Money, Not FDIC Insured, Market/Market Volatility, Equity Securities, ETF, Management, Market Trading

Portfolio composition

As of 02/28/2025



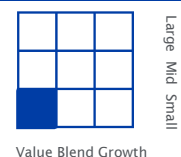
Top 10 holdings

As of 02/28/2025

Smurfit WestRock PLC	0.78%
Williams-Sonoma Inc	0.69%
Atmos Energy Corp	0.68%
Expand Energy Corp Ordinary Shares - New	0.63%
NRG Energy Inc	0.62%
First Citizens BancShares Inc Class A	0.62%
Tapestry Inc	0.58%
EMCOR Group Inc	0.54%
Equitable Holdings Inc	0.50%
F5 Inc	0.50%
Percent of total net assets	6.14%

Portfolio style

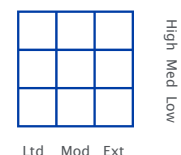
Equity



Equity cap.

Large	1.00%
Medium	25.00%
Small	75.00%

Fixed Income



Avg. effective duration	N/A
Avg. effective maturity	N/A
Avg. credit quality	N/A

Sector weightings

Cyclical	50.96%
Sensitive	32.75%
Defensive	16.29%

Annuities are issued and administered by Sentry Life Insurance Company, Stevens Point, WI. In New York, annuities are issued and administered by Sentry Life Insurance Company of New York, Syracuse, NY, and are not available in all states. See contract for complete details: (GroupAnnuity) 840-300; (Group Annuity) 840-300 (NY). The information contained in this fact sheet is for illustrative purposes only and is not an indication of future composition or performance.

Neither Sentry Life Insurance Company, Sentry Life Insurance Company of New York, nor any affiliated entities or representatives may give legal, tax, or investment advice regarding the purchase or sale of specific securities or investments. This material is for general information and education purposes and is provided "AS IS" WITHOUT ANY WARRANTIES. For legal, tax, or investment advice or recommendations regarding the selection of specific investments, you should consult your attorney, tax advisor or licensed investment professional.

The fund characteristics shown above are provided by Morningstar Investment Management LLC, a registered investment advisor and subsidiary of Morningstar, Inc. It represents a combination of Sentry's separate account data and the underlying fund that supports the separate account.

For more current information including month-end performance, please visit sentry.com/retirement.