



Large Cap Growth Account V

Invests in the JPMorgan Large Cap Growth Fund - R6 Shrs
 Benchmark Morningstar US LM Brd Growth TR USD

Investment objective and strategy

The investment seeks long-term capital appreciation. Under normal circumstances, at least 80% of the fund's assets will be invested in the equity securities of large, well-established companies. Large, well-established companies are companies with market capitalizations equal to those within the universe of the Russell 1000® Growth Index at the time of purchase.

Category - Large Growth

Large-growth portfolios invest primarily in big U.S. companies that are projected to grow faster than other large-cap stocks. Stocks in the top 70% of the capitalization of the U.S. equity market are defined as large cap. Growth is defined based on fast growth (high growth rates for earnings, sales, book value, and cash flow) and high valuations (high price ratios and low dividend yields). Most of these portfolios focus on companies in rapidly expanding industries.

Asset allocation

Cash	3.61%
U.S. stocks	93.81%
Non-U.S. stocks	2.58%
Bonds	0.00%
Other/Not classified	0.00%

3-year risk measures

Beta	1.06
P/B ratio	10.61
P/E ratio	37.57
Standard deviation	19.79
Annual turnover ratio	42.00

Operations and management

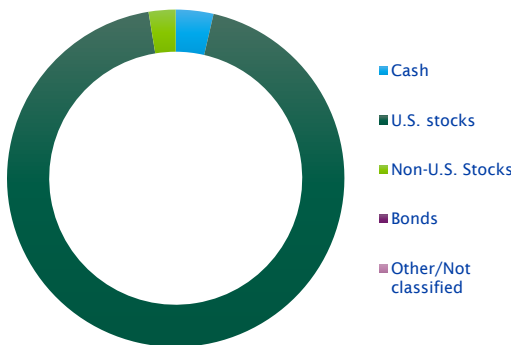
Separate account inception date	3/31/2023
Manager(s)	Multiple
	19.67 Yrs

Principal risks

Equity Market, General Market, Growth Investing, Large Cap Company, Derivatives, Industry and Sector Focus, and Transactions Risks

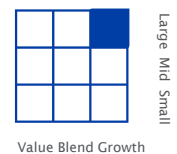
Portfolio composition

As of 02/29/2024



Portfolio style

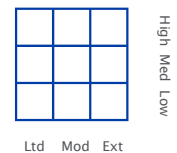
Equity



Equity cap.

Large	92.00%
Medium	8.00%
Small	0.00%

Fixed Income



Avg. effective duration	N/A
Avg. effective maturity	N/A
Avg. credit quality	N/A

Sector weightings

Cyclical	20.47%
Sensitive	67.96%
Defensive	11.57%

Top 10 holdings

As of 02/29/2024

Microsoft Corp	10.88%
Amazon.com Inc	7.02%
NVIDIA Corp	6.94%
Meta Platforms Inc Class A	6.20%
Eli Lilly and Co	5.21%
Apple Inc	4.31%
Alphabet Inc Class C	3.49%
Netflix Inc	2.86%
Broadcom Inc	2.66%
Mastercard Inc Class A	2.59%
Percent of total net assets	52.16%

Annuities are issued and administered by SentryLife Insurance Company, Stevens Point, WI. In New York, annuities are issued and administered by Sentry Life Insurance Company of New York, Syracuse, NY, and are not available in all states. See contract for complete details: (Group Annuity) 840-300; (Group Annuity) 840-300(NY). The information contained in this fact sheet is for illustrative purposes only and is not an indication of future composition or performance.

Neither Sentry Life Insurance Company, Sentry Life Insurance Company of New York, nor any affiliated entities or representatives may give legal, tax, or investment advice or recommend any securities or investments. The brief discussion in this material is for general information and education purposes, and is neither complete nor necessarily up-to-date, and is provided "AS-IS" WITHOUT ANY WARRANTIES. Tax laws, regulations, and rulings are complex and subject to various interpretations and change. For complete up-to-date information please consult your attorney or tax advisor, or for investment advice or recommendations please consult a licensed investment professional.

For more current information including month-end performance, please log into your account at sentry.com/customers/retirement-participants.