



Small-Mid Cap Growth Account

Invests in the Janus Henderson Triton Fund - N Shrs

Benchmark Morningstar US Small Brd Grt Ext TR USD

Investment objective and strategy

The investment seeks long-term growth of capital. The fund pursues its investment objective by investing primarily in common stocks selected for their growth potential. In pursuing that objective, it invests in equity securities of small-and medium-sized companies. Generally, small and medium-sized companies have a market capitalization of less than \$10 billion. Market capitalization is a commonly used measure of the size and value of a company. The fund may also invest in foreign securities, which may include investments in emerging markets.

Category - Small Growth

Small-growth portfolios focus on faster-growing companies whose shares are at the lower end of the market-capitalization range. These portfolios tend to favor companies in up-and-coming industries or young firms in their early growth stages. Because these businesses are fast-growing and often richly valued, their stocks tend to be volatile. Stocks in the bottom 10% of the capitalization of the U.S. equity market are defined as small cap. Growth is defined based on fast growth (high growth rates for earnings, sales, book value, and cash flow) and high valuations (high price ratios and low dividend yields).

Asset allocation

Cash	0.92%
U.S. stocks	89.60%
Non-U.S. stocks	9.12%
Bonds	0.00%
Other/Not classified	0.36%

3-year risk measures

Beta	1.07
P/B ratio	3.51
P/E ratio	26.31
Standard deviation	20.10
Annual turnover ratio	19.00

Operations and management

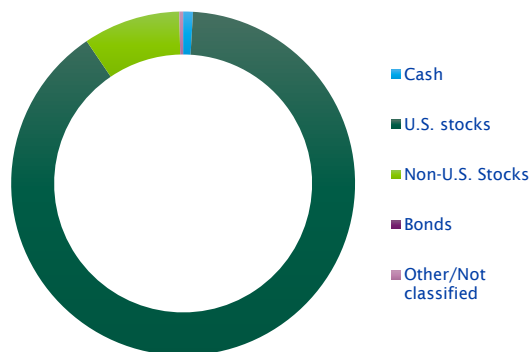
Separate account inception date	5/29/2015
Manager(s)	Multiple 11.92 Yrs

Principal risks

Lending, Foreign Securities, Long-Term Outlook and Projections, Loss of Money, Not FDIC Insured, Growth Investing, Active Management, Market/Market Volatility, Equity Securities, IPO, Derivatives, Small-Cap, Mid-Cap

Portfolio composition

As of 01/31/2025



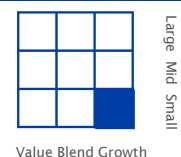
Top 10 holdings

As of 01/31/2025

SS&C Technologies Holdings Inc	2.59%
Teledyne Technologies Inc	2.31%
OSI Systems Inc	2.25%
Globus Medical Inc Class A	2.23%
Blackbaud Inc	2.19%
LPL Financial Holdings Inc	1.84%
Rentokil Initial PLC ADR	1.74%
Flex Ltd	1.72%
Mirion Technologies Inc Ordinary Shares Class A	1.65%
Casey's General Stores Inc	1.65%
Percent of total net assets	20.17%

Portfolio style

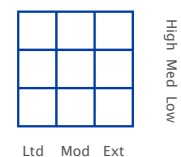
Equity



Equity cap.

Large	3.00%
Medium	33.00%
Small	65.00%

Fixed Income



Avg. effective duration	N/A
Avg. effective maturity	N/A
Avg. credit quality	N/A

Sector weightings

Cyclical	19.58%
Sensitive	52.09%
Defensive	28.33%

Annuities are issued and administered by Sentry Life Insurance Company, Stevens Point, WI. In New York, annuities are issued and administered by Sentry Life Insurance Company of New York, Syracuse, NY, and are not available in all states. See contract for complete details: (Group Annuity) 840-300; (Group Annuity) 840-300 (NY). The information contained in this fact sheet is for illustrative purposes only and is not an indication of future composition or performance.

Neither Sentry Life Insurance Company, Sentry Life Insurance Company of New York, nor any affiliated entities or representatives may give legal, tax, or investment advice regarding the purchase or sale of specific securities or investments. This material is for general information and education purposes and is provided "AS IS" WITHOUT ANY WARRANTIES. For legal, tax, or investment advice or recommendations regarding the selection of specific investments, you should consult your attorney, tax advisor or licensed investment professional.

The fund characteristics shown above are provided by Morningstar Investment Management LLC, a registered investment advisor and subsidiary of Morningstar, Inc. It represents a combination of Sentry's separate account data and the underlying fund that supports the separate account.

For more current information including month-end performance, please visit sentry.com/retirement.