



## Mid-Cap Growth Account V

Invests in the Janus Henderson Enterprise Fund - N Shrs

Benchmark Morningstar US Mid Brd Grt TR USD

### Investment objective and strategy

The investment seeks long-term growth of capital. The fund pursues its investment objective by investing primarily in common stocks selected for their growth potential, and normally invests at least 50% of its equity assets in medium-sized companies. Medium-sized companies are those whose market capitalization falls within the range of companies in the Russell Midcap Growth Index. Market capitalization is a commonly used measure of the size and value of a company. It may also invest in foreign securities, which may include investments in emerging markets.

### Category - Mid-Cap Growth

Some mid-cap growth portfolios invest in stocks of all sizes, thus leading to a mid-cap profile, but others focus on midsize companies. Mid-cap growth portfolios target U.S. firms that are projected to grow faster than other mid-cap stocks, therefore commanding relatively higher prices. The U.S. mid-cap range for market capitalization typically falls between \$1 billion and \$8 billion and represents 20% of the total capitalization of the U.S. equity market. Growth is defined based on fast growth (high growth rates for earnings, sales, book value, and cash flow) and high valuations (high price ratios and low dividend yields).

### Asset allocation

Cash	5.22%
U.S. stocks	75.10%
Non-U.S. stocks	19.68%
Bonds	0.00%
Other/Not classified	0.00%

### 3-year risk measures

Beta	0.97
P/B ratio	3.13
P/E ratio	24.65
Standard deviation	18.31
Annual turnover ratio	14.00

### Operations and management

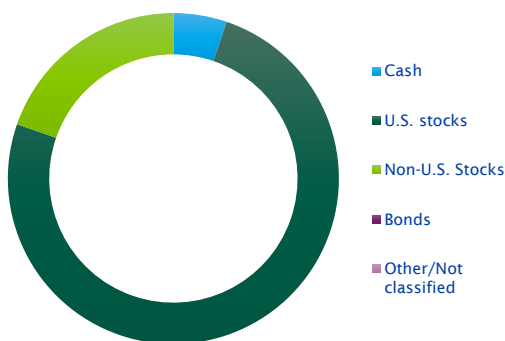
Separate account inception date	5/29/2015
Manager(s)	Multiple 16.17 Yrs

### Principal risks

Lending, Foreign Securities, Long-Term Outlook and Projections, Loss of Money, Not FDIC Insured, Growth Investing, Active Management, Market/Market Volatility, Equity Securities, Derivatives, Mid-Cap, Real Estate/REIT Sector

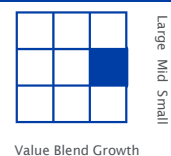
### Portfolio composition

As of 09/30/2023



### Portfolio style

#### Equity

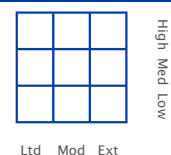


Large Mid Small

#### Equity cap.

Large	20.00%
Medium	72.00%
Small	6.00%

#### Fixed Income



Avg. effective duration	N/A
Avg. effective maturity	N/A
Avg. credit quality	N/A

### Top 10 holdings

As of 09/30/2023

Constellation Software Inc	3.61%
ON Semiconductor Corp	3.22%
Boston Scientific Corp	3.01%
Intact Financial Corp	2.73%
WEX Inc	2.54%
Flex Ltd	2.54%
SS&C Technologies Holdings Inc	2.47%
GoDaddy Inc Class A	2.33%
Amdocs Ltd	2.31%
Revvity Inc	2.24%
Percent of total net assets	27.00%

### Sector weightings

Cyclical	17.71%
Sensitive	62.14%
Defensive	20.16%

Annuities are issued and administered by SentryLife Insurance Company, Stevens Point, WI. In New York, annuities are issued and administered by Sentry Life Insurance Company of New York, Syracuse, NY, and are not available in all states. See contract for complete details: (Group Annuity) 840-300; (Group Annuity) 840-300(NY). The information contained in this fact sheet is for illustrative purposes only and is not an indication of future composition or performance.

Neither Sentry Life Insurance Company, Sentry Life Insurance Company of New York, nor any affiliated entities or representatives may give legal, tax, or investment advice or recommend any securities or investments. The brief discussion in this material is for general information and education purposes, and is neither complete nor necessarily up-to-date, and is provided "AS-IS" WITHOUT ANY WARRANTIES. Tax laws, regulations, and rulings are complex and subject to various interpretations and change. For complete up-to-date information please consult your attorney or tax advisor, or for investment advice or recommendations please consult a licensed investment professional.

For more current information including month-end performance, please log into your account at [sentry.com/customers/retirement-participants](https://sentry.com/customers/retirement-participants).