



Small Cap Growth Account V

Invests in the T. Rowe Price Integrated US Small Cap Growth Equity Fund

Benchmark Morningstar US Small Brd Grt Ext TR USD

Investment objective and strategy

The investment seeks long-term growth of capital. The fund will normally invest at least 80% of its net assets (including any borrowings for investment purposes) in equity securities issued by small-cap U.S. growth companies. While most assets will typically be invested in U.S. equity securities, the fund may invest up to 10% of its net assets in foreign stocks, including securities of emerging market issuers.

Category - Small Growth

Small-growth portfolios focus on faster-growing companies whose shares are at the lower end of the market-capitalization range. These portfolios tend to favor companies in up-and-coming industries or young firms in their early growth stages. Because these businesses are fast-growing and often richly valued, their stocks tend to be volatile. Stocks in the bottom 10% of the capitalization of the U.S. equity market are defined as small cap. Growth is defined based on fast growth (high growth rates for earnings, sales, book value, and cash flow) and high valuations (high price ratios and low dividend yields).

Asset allocation

Cash	0.63%
U.S. stocks	96.83%
Non-U.S. stocks	2.53%
Bonds	0.00%
Other/Not classified	0.01%

3-year risk measures

Beta	1.10
P/B ratio	4.11
P/E ratio	21.45
Standard deviation	20.74
Annual turnover ratio	40.70

Operations and management

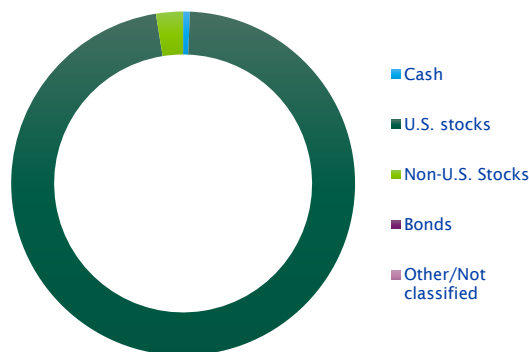
Separate account inception date	9/30/2013
Manager(s)	Multiple 0.92 Yrs

Principal risks

Foreign Securities, Loss of Money, Not FDIC Insured, Quantitative Investing, Active Management, Equity Securities, Management, Small-Cap

Portfolio composition

As of 02/28/2025



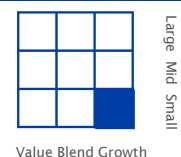
Top 10 holdings

As of 02/28/2025

Encompass Health Corp	0.98%
Rambus Inc	0.94%
Coca-Cola Consolidated Inc	0.88%
Murphy USA Inc	0.86%
Insmed Inc	0.82%
Stride Inc	0.81%
Light & Wonder Inc Ordinary Shares	0.80%
Woodward Inc	0.80%
Teledyne Technologies Inc	0.76%
Ensign Group Inc	0.76%
Percent of total net assets	8.41%

Portfolio style

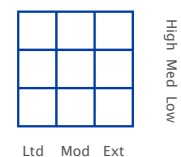
Equity



Equity cap.

Large	0.00%
Medium	18.00%
Small	82.00%

Fixed Income



Avg. effective duration	N/A
Avg. effective maturity	N/A
Avg. credit quality	N/A

Sector weightings

Cyclical	22.26%
Sensitive	51.24%
Defensive	26.5%

Annuities are issued and administered by Sentry Life Insurance Company, Stevens Point, WI. In New York, annuities are issued and administered by Sentry Life Insurance Company of New York, Syracuse, NY, and are not available in all states. See contract for complete details: (GroupAnnuity) 840-300; (Group Annuity) 840-300 (NY). The information contained in this fact sheet is for illustrative purposes only and is not an indication of future composition or performance.

Neither Sentry Life Insurance Company, Sentry Life Insurance Company of New York, nor any affiliated entities or representatives may give legal, tax, or investment advice regarding the purchase or sale of specific securities or investments. This material is for general information and education purposes and is provided "AS IS" WITHOUT ANY WARRANTIES. For legal, tax, or investment advice or recommendations regarding the selection of specific investments, you should consult your attorney, tax advisor or licensed investment professional.

The fund characteristics shown above are provided by Morningstar Investment Management LLC, a registered investment advisor and subsidiary of Morningstar, Inc. It represents a combination of Sentry's separate account data and the underlying fund that supports the separate account.

For more current information including month-end performance, please visit sentry.com/retirement.