



Large Cap Growth Index Account

Invests in the Vanguard Growth Index Fund – Admiral Shrs

Benchmark Morningstar US LM Brd Growth TR USD

Investment objective and strategy

The investment seeks to track the performance of a benchmark index that measures the investment return of large-capitalization growth stocks. The fund employs an indexing investment approach designed to track the performance of the CRSP US Large Cap Growth Index, a broadly diversified index predominantly made up of growth stocks of large U.S. companies. The advisor attempts to replicate the target index by investing all, or substantially all, of its assets in the stocks that make up the index, holding each stock in approximately the same proportion as its weighting in the index.

Category - Large Growth

Large-growth portfolios invest primarily in big U.S. companies that are projected to grow faster than other large-cap stocks. Stocks in the top 70% of the capitalization of the U.S. equity market are defined as large cap. Growth is defined based on fast growth (high growth rates for earnings, sales, book value, and cash flow) and high valuations (high price ratios and low dividend yields). Most of these portfolios focus on companies in rapidly expanding industries.

Asset allocation

Cash	0.24%
U.S. stocks	99.57%
Non-U.S. stocks	0.20%
Bonds	0.00%
Other/Not classified	0.00%

3-year risk measures

Beta	1.18
P/B ratio	8.78
P/E ratio	33.98
Standard deviation	22.10
Annual turnover ratio	5.00

Operations and management

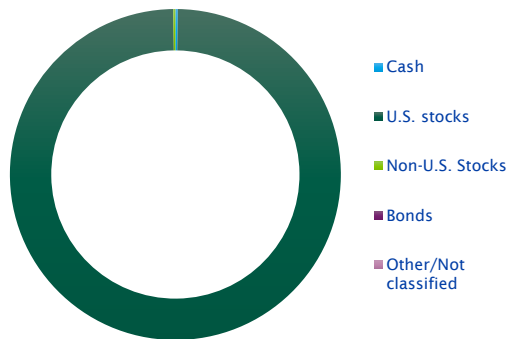
Separate account inception date	5/29/2020
Manager(s)	Multiple 29.08 Yrs

Principal risks

Sector, nondiversification, stock market, investment style

Portfolio composition

As of 11/30/2023



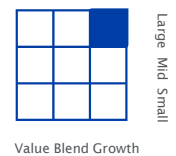
Top 10 holdings

As of 12/31/2023

Apple Inc	13.00%
Microsoft Corp	12.77%
Amazon.com Inc	6.46%
NVIDIA Corp	5.31%
Alphabet Inc Class A	3.77%
Meta Platforms Inc Class A	3.59%
Alphabet Inc Class C	3.14%
Tesla Inc	3.07%
Eli Lilly and Co	2.28%
Visa Inc Class A	1.82%
Percent of total net assets	55.21%

Portfolio style

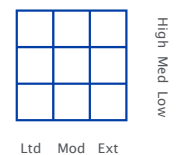
Equity



Equity cap.

Large	88.00%
Medium	12.00%
Small	0.00%

Fixed Income



Avg. effective duration	N/A
Avg. effective maturity	N/A
Avg. credit quality	N/A

Sector weightings

Cyclical	25.98%
Sensitive	63.78%
Defensive	10.23%

Annuities are issued and administered by SentryLife Insurance Company, Stevens Point, WI. In New York, annuities are issued and administered by Sentry Life Insurance Company of New York, Syracuse, NY, and are not available in all states. See contract for complete details: (Group Annuity) 840-300; (Group Annuity) 840-300(NY). The information contained in this fact sheet is for illustrative purposes only and is not an indication of future composition or performance.

Neither Sentry Life Insurance Company, Sentry Life Insurance Company of New York, nor any affiliated entities or representatives may give legal, tax, or investment advice or recommend any securities or investments. The brief discussion in this material is for general information and education purposes, and is neither complete nor necessarily up-to-date, and is provided "AS-IS" WITHOUT ANY WARRANTIES. Tax laws, regulations, and rulings are complex and subject to various interpretations and change. For complete up-to-date information please consult your attorney or tax advisor, or for investment advice or recommendations please consult a licensed investment professional.

For more current information including month-end performance, please log into your account at sentry.com/customers/retirement-participants.