



## Mid-Cap Growth Index Account

Invests in the Vanguard Mid-Cap Growth Index Fund – Admiral Shrs

Benchmark Morningstar US Mid Brd Grt TR USD

### Investment objective and strategy

The investment seeks to track the performance of a benchmark index that measures the investment return of mid-capitalization growth stocks. The fund employs an indexing investment approach designed to track the performance of the CRSP US Mid Cap Growth Index, a broadly diversified index predominantly made up of growth stocks of mid-size U.S. companies. The advisor attempts to replicate the target index by investing all, or substantially all, of its assets in the stocks that make up the index, holding each stock in approximately the same proportion as its weighting in the index.

### Category - Mid-Cap Growth

Some mid-cap growth portfolios invest in stocks of all sizes, thus leading to a mid-cap profile, but others focus on midsize companies. Mid-cap growth portfolios target U.S. firms that are projected to grow faster than other mid-cap stocks, therefore commanding relatively higher prices. The U.S. mid-cap range for market capitalization typically falls between \$1 billion and \$8 billion and represents 20% of the total capitalization of the U.S. equity market. Growth is defined based on fast growth (high growth rates for earnings, sales, book value, and cash flow) and high valuations (high price ratios and low dividend yields).

#### Asset allocation

Cash	0.15%
U.S. stocks	98.45%
Non-U.S. stocks	1.39%
Bonds	0.00%
Other/Not classified	0.00%

#### 3-year risk measures

Beta	1.14
P/B ratio	4.79
P/E ratio	25.00
Standard deviation	21.60
Annual turnover ratio	22.00

#### Operations and management

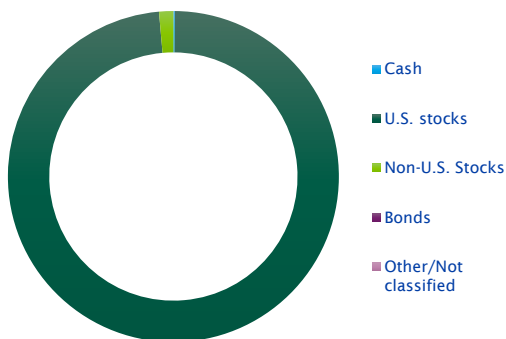
Separate account inception date	5/29/2020
Manager(s)	Multiple 2.50 Yrs

#### Principal risks

Stock market, investment style

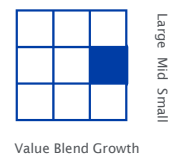
#### Portfolio composition

As of 11/30/2023



#### Portfolio style

##### Equity

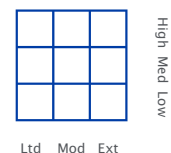


Large  
Mid  
Small

##### Equity cap.

Large	17.00%
Medium	82.00%
Small	0.00%

##### Fixed Income



High  
Med  
Low

Avg. effective duration	N/A
Avg. effective maturity	N/A
Avg. credit quality	N/A

#### Sector weightings

Cyclical	24.75%
Sensitive	59.60%
Defensive	15.65%

#### Top 10 holdings

As of 12/31/2023

Amphenol Corp Class A	1.84%
Arista Networks Inc	1.82%
TransDigm Group Inc	1.65%
Cintas Corp	1.62%
Motorola Solutions Inc	1.61%
Welltower Inc	1.55%
Microchip Technology Inc	1.51%
DexCom Inc	1.49%
MSCI Inc	1.32%
Copart Inc	1.31%
Percent of total net assets	15.72%

Annuities are issued and administered by SentryLife Insurance Company, Stevens Point, WI. In New York, annuities are issued and administered by Sentry Life Insurance Company of New York, Syracuse, NY, and are not available in all states. See contract for complete details: (Group Annuity) 840-300; (Group Annuity) 840-300(NY). The information contained in this fact sheet is for illustrative purposes only and is not an indication of future composition or performance.

Neither Sentry Life Insurance Company, Sentry Life Insurance Company of New York, nor any affiliated entities or representatives may give legal, tax, or investment advice or recommend any securities or investments. The brief discussion in this material is for general information and education purposes, and is neither complete nor necessarily up-to-date, and is provided "AS-IS" WITHOUT ANY WARRANTIES. Tax laws, regulations, and rulings are complex and subject to various interpretations and change. For complete up-to-date information please consult your attorney or tax advisor, or for investment advice or recommendations please consult a licensed investment professional.

For more current information including month-end performance, please log into your account at [sentry.com/customers/retirement-participants](https://sentry.com/customers/retirement-participants).