



## Large Cap Blend Account V

Invests in the American Funds Washington Mutual Fund – R6 Shrs

Benchmark Morningstar US Large-Mid TR USD

### Investment objective and strategy

The investment seeks to produce income and to provide an opportunity for growth of principal. The fund invests primarily in common stocks of established companies that are listed on, or meet the financial listing requirements of, the New York Stock Exchange and have a strong record of earnings and dividends. Its advisor strives to maintain a fully invested, diversified portfolio, consisting primarily of high-quality common stocks.

### Category - Large Blend

Large-blend portfolios are fairly representative of the overall U.S. stock market in size, growth rates and price. Stocks in the top 70% of the capitalization of the U.S. equity market are defined as large cap. The blend style is assigned to portfolios where neither growth nor value characteristics predominate. These portfolios tend to invest across the spectrum of the U.S. industries, and owing to their broad exposure, the portfolios' returns are often similar to those of the S&P 500 Index.

### Asset allocation

Cash	2.38%
U.S. stocks	90.85%
Non-U.S. stocks	6.48%
Bonds	0.00%
Other/Not classified	0.29%

### 3-year risk measures

Beta	0.80
P/B ratio	4.13
P/E ratio	25.26
Standard deviation	14.37
Annual turnover ratio	31.00

### Operations and management

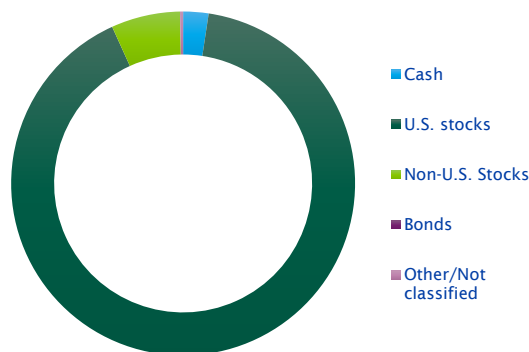
Separate account inception date	5/29/2020
Manager(s)	Multiple
	27.75 Yrs

### Principal risks

Market conditions, issuer, investing in income oriented stocks, management

### Portfolio composition

As of 12/31/2024




### Top 10 holdings

As of 12/31/2024

Broadcom Inc	8.42%
Microsoft Corp	5.52%
UnitedHealth Group Inc	2.52%
Apple Inc	2.46%
Eli Lilly and Co	2.33%
Philip Morris International Inc	2.24%
Marsh & McLennan Companies Inc	2.23%
JPMorgan Chase & Co	1.60%
Comcast Corp Class A	1.33%
BlackRock Inc	1.32%
Percent of total net assets	29.97%

### Portfolio style

#### Equity



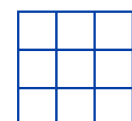
Large  
Mid  
Small

Value Blend Growth

#### Equity cap.

Large	82.00%
Medium	18.00%
Small	0.00%

#### Fixed Income



High  
Mod  
Low

Ltd Mod Ext

Avg. effective duration	N/A
Avg. effective maturity	N/A
Avg. credit quality	N/A

### Sector weightings

Cyclical	30.92%
Sensitive	43.82%
Defensive	25.26%

Annuities are issued and administered by Sentry Life Insurance Company, Stevens Point, WI. In New York, annuities are issued and administered by Sentry Life Insurance Company of New York, Syracuse, NY, and are not available in all states. See contract for complete details: (Group Annuity) 840-300; (Group Annuity) 840-300 (NY). The information contained in this fact sheet is for illustrative purposes only and is not an indication of future composition or performance.

Neither Sentry Life Insurance Company, Sentry Life Insurance Company of New York, nor any affiliated entities or representatives may give legal, tax, or investment advice regarding the purchase or sale of specific securities or investments. This material is for general information and education purposes and is provided "AS IS" WITHOUT ANY WARRANTIES. For legal, tax, or investment advice or recommendations regarding the selection of specific investments, you should consult your attorney, tax advisor or licensed investment professional.

The fund characteristics shown above are provided by Morningstar Investment Management LLC, a registered investment advisor and subsidiary of Morningstar, Inc. It represents a combination of Sentry's separate account data and the underlying fund that supports the separate account.

For more current information including month-end performance, please visit [sentry.com/retirement](https://sentry.com/retirement).