



Small Cap Index Account

Invests in the Vanguard Small Cap Index Fund - Admiral Shrs

Benchmark Morningstar US Sml Ext TR USD

Investment objective and strategy

The investment seeks to track the performance of a benchmark index that measures the investment return of small-capitalization stocks. The fund employs an indexing investment approach design to track the performance of the CRSP US Small Cap Index, a broadly diversified index of stocks of small U.S. companies. The advisor attempts to replicate the target index by investing all, or substantially all, of its assets in the stocks that make up the index, holding each stock in approximately the same proportion as its weighting in the index.

Category - Small Blend

Small-blend portfolios favor U.S. firms at the smaller end of the market-capitalization range. Some aim to own an array of value and growth stocks while others employ a discipline that leads to holdings with valuations and growth rates close to the small-cap averages. Stocks in the bottom 10% of the capitalization of the U.S. equity market are defined as small cap. The blend style is assigned to portfolios where neither growth nor value characteristics predominate.

Asset allocation

Cash	2.12%
U.S. stocks	96.93%
Non-U.S. stocks	0.95%
Bonds	0.00%
Other/Not classified	0.00%

3-year risk measures

Beta	1.04
P/B ratio	2.09
P/E ratio	14.57
Standard deviation	20.32
Annual turnover ratio	14.00

Operations and management

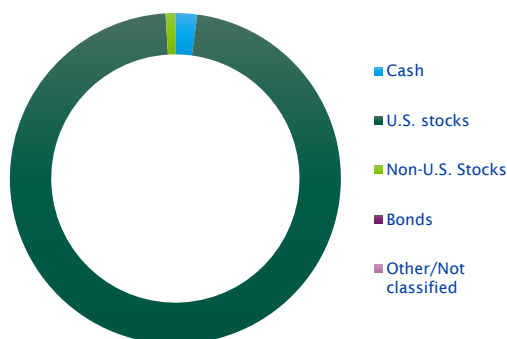
Separate account inception date	5/30/2014
Manager(s)	Multiple 7.75 Yrs

Principal risks

Loss of Money, Not FDIC Insured, Market/Market Volatility, Equity Securities, ETF, Management, Market Trading

Portfolio composition

As of 11/30/2023



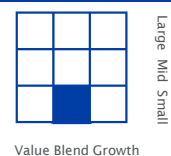
Top 10 holdings

As of 12/31/2023

Builders FirstSource Inc	0.39%
PTC Inc	0.37%
Targa Resources Corp	0.36%
Axon Enterprise Inc	0.35%
Entegris Inc	0.34%
Atmos Energy Corp	0.32%
Deckers Outdoor Corp	0.32%
Booz Allen Hamilton Holding Corp Class A	0.31%
Vertiv Holdings Co Class A	0.31%
IDEX Corp	0.31%
Percent of total net assets	3.38%

Portfolio style

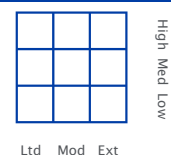
Equity



Equity cap.

Large	0.00%
Medium	31.00%
Small	69.00%

Fixed Income



Avg. effective duration	N/A
Avg. effective maturity	N/A
Avg. credit quality	N/A

Sector weightings

Cyclical	38.94%
Sensitive	43.59%
Defensive	17.48%

Annuities are issued and administered by SentryLife Insurance Company, Stevens Point, WI. In New York, annuities are issued and administered by Sentry Life Insurance Company of New York, Syracuse, NY, and are not available in all states. See contract for complete details: (Group Annuity) 840-300; (Group Annuity) 840-300(NY). The information contained in this fact sheet is for illustrative purposes only and is not an indication of future composition or performance.

Neither Sentry Life Insurance Company, Sentry Life Insurance Company of New York, nor any affiliated entities or representatives may give legal, tax, or investment advice or recommend any securities or investments. The brief discussion in this material is for general information and education purposes, and is neither complete nor necessarily up-to-date, and is provided "AS-IS" WITHOUT ANY WARRANTIES. Tax laws, regulations, and rulings are complex and subject to various interpretations and change. For complete up-to-date information please consult your attorney or tax advisor, or for investment advice or recommendations please consult a licensed investment professional.

For more current information including month-end performance, please log into your account at sentry.com/customers/retirement-participants.