



Small-Mid Cap Index Account

Invests in the Vanguard Extended Market Index Fund - Admiral Shrs

Benchmark Morningstar US Mid TR USD

Investment objective and strategy

The investment seeks to track a benchmark index that measures the investment return of small- and mid-capitalization stocks. The fund employs an indexing investment approach designed to track the performance of S&P Completion Index, a broadly diversified index of stocks of small and mid-size U.S. companies. It invests by sampling the index, meaning that it holds a broadly diversified collection of securities that, in the aggregate, approximates the full index in terms of key characteristics. These characteristics include industry weightings and market capitalization, as well as certain financial measures, such as price/earnings ratio and dividend yield.

Category - Mid-Cap Blend

The typical mid-cap blend portfolio invests in U.S. stocks of various sizes and styles, giving it a middle-of-the-road profile. Most shy away from high-priced growth stocks but aren't so price-conscious that they land in value territory. The U.S. mid-cap range for market capitalization typically falls between \$1 billion and \$8 billion and represents 20% of the total capitalization of the U.S. equity market. The blend style is assigned to portfolios where neither growth nor value characteristics predominate.

Asset allocation

Cash	2.33%
U.S. stocks	96.21%
Non-U.S. stocks	1.45%
Bonds	0.00%
Other/Not classified	0.00%

3-year risk measures

Beta	1.07
P/B ratio	2.26
P/E ratio	14.86
Standard deviation	21.37
Annual turnover ratio	11.00

Operations and management

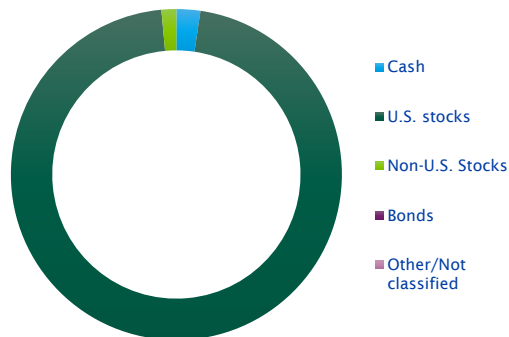
Separate account inception date	5/30/2014
Manager(s)	Multiple 6.17 Yrs

Principal risks

Loss of Money, Not FDIC Insured, Market/Market Volatility, Equity Securities, ETF Management, Market Trading, Sampling

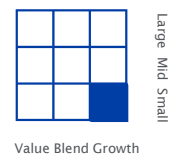
Portfolio composition

As of 11/30/2023



Portfolio style

Equity

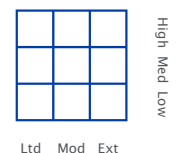


Large
Mid
Small

Equity cap.

Large	7.00%
Medium	32.00%
Small	60.00%

Fixed Income



High
Med
Low

Avg. effective duration	N/A
Avg. effective maturity	N/A
Avg. credit quality	N/A

Sector weightings

Cyclical	35.61%
Sensitive	48.24%
Defensive	16.15%

Top 10 holdings

As of 12/31/2023

Snowflake Inc Ordinary Shares - Class A	0.95%
CrowdStrike Holdings Inc Class A	0.86%
Workday Inc Class A	0.85%
KKR & Co Inc Ordinary Shares	0.82%
Marvell Technology Inc	0.78%
Block Inc Class A	0.64%
Apollo Global Management Inc Class A	0.61%
Cheniere Energy Inc	0.61%
Ferguson PLC	0.59%
Atlassian Corp A	0.55%
Percent of total net assets	7.26%

Annuities are issued and administered by SentryLife Insurance Company, Stevens Point, WI. In New York, annuities are issued and administered by Sentry Life Insurance Company of New York, Syracuse, NY, and are not available in all states. See contract for complete details: (Group Annuity) 840-300; (Group Annuity) 840-300(NY). The information contained in this fact sheet is for illustrative purposes only and is not an indication of future composition or performance.

Neither Sentry Life Insurance Company, Sentry Life Insurance Company of New York, nor any affiliated entities or representatives may give legal, tax, or investment advice or recommend any securities or investments. The brief discussion in this material is for general information and education purposes, and is neither complete nor necessarily up-to-date, and is provided "AS-IS" WITHOUT ANY WARRANTIES. Tax laws, regulations, and rulings are complex and subject to various interpretations and change. For complete up-to-date information please consult your attorney or tax advisor, or for investment advice or recommendations please consult a licensed investment professional.

For more current information including month-end performance, please log into your account at sentry.com/customers/retirement-participants.