



## Small Cap Index Account II

Invests in the Fidelity Small Cap Index Fund

Benchmark Morningstar US Small TR USD

### Investment objective and strategy

The investment seeks to track the performance of a benchmark index that measures the investment return of small-capitalization stocks of U.S. companies. The fund employs an indexing investment approach designed to track the performance of the Russell 2000 Index, a broadly diversified index predominantly made up of stocks of small U.S. companies. The advisor attempts to replicate the target index by investing at least 80% of its assets in the stocks that make up the index, holding each stock in approximately the same proportion as its weighting in the index.

### Category - Small Blend

Small-blend portfolios favor U.S. firms at the smaller end of the market-capitalization range. Some aim to own an array of value and growth stocks while others employ a discipline that leads to holdings with valuations and growth rates close to the small-cap averages. Stocks in the bottom 10% of the capitalization of the U.S. equity market are defined as small-cap. The blend style is assigned to portfolios where neither growth nor value characteristics predominate.

### Asset allocation

Cash	0.05%
U.S. stocks	98.49%
Non-U.S. stocks	1.45%
Bonds	0.00%
Other/Not classified	0.00%

### 3-year risk measures

Beta	1.17
P/B ratio	2.00
P/E ratio	17.89
Standard deviation	23.55
Annual turnover ratio	9.00

### Operations and management

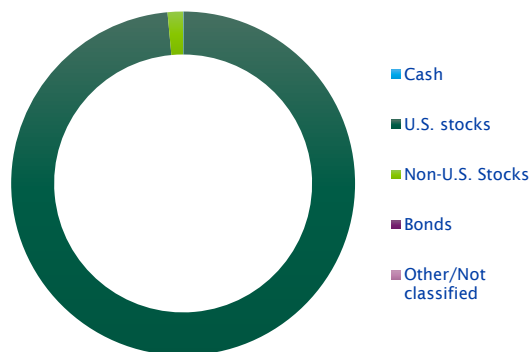
Separate account inception date	5/29/2020
Manager(s)	Multiple
	13.58 Yrs

### Principal risks

Stock market volatility, issuer-specific changes, correlation to the index, passive management, small cap investing, securities lending

### Portfolio composition

As of 01/31/2025



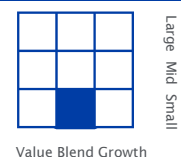
### Top 10 holdings

As of 01/31/2025

Sprouts Farmers Market Inc	0.58%
Insmed Inc	0.48%
Vaxcyte Inc Ordinary Shares	0.40%
SouthState Corp	0.38%
FTAI Aviation Ltd	0.37%
Rocket Lab USA Inc	0.37%
Applied Industrial Technologies Inc	0.36%
Credo Technology Group Holding Ltd	0.36%
HealthEquity Inc	0.34%
Carpenter Technology Corp	0.33%
Percent of total net assets	3.97%

### Portfolio style

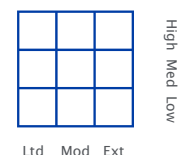
#### Equity



#### Equity cap.

Large	0.00%
Medium	3.00%
Small	97.00%

#### Fixed Income



Avg. effective duration	N/A
Avg. effective maturity	N/A
Avg. credit quality	N/A

### Sector weightings

Cyclical	38.04%
Sensitive	38.89%
Defensive	23.07%

Annuities are issued and administered by Sentry Life Insurance Company, Stevens Point, WI. In New York, annuities are issued and administered by Sentry Life Insurance Company of New York, Syracuse, NY, and are not available in all states. See contract for complete details: (GroupAnnuity) 840-300; (Group Annuity) 840-300 (NY). The information contained in this fact sheet is for illustrative purposes only and is not an indication of future composition or performance.

Neither Sentry Life Insurance Company, Sentry Life Insurance Company of New York, nor any affiliated entities or representatives may give legal, tax, or investment advice regarding the purchase or sale of specific securities or investments. This material is for general information and education purposes and is provided "AS IS" WITHOUT ANY WARRANTIES. For legal, tax, or investment advice or recommendations regarding the selection of specific investments, you should consult your attorney, tax advisor or licensed investment professional.

The fund characteristics shown above are provided by Morningstar Investment Management LLC, a registered investment advisor and subsidiary of Morningstar, Inc. It represents a combination of Sentry's separate account data and the underlying fund that supports the separate account.

For more current information including month-end performance, please visit [sentry.com/retirement](https://sentry.com/retirement).