



## Mid-Cap Index Account III

Invests in the Fidelity Mid Cap Index Fund

Benchmark Morningstar US Mid TR USD

### Investment objective and strategy

The investment seeks to provide investment results that correspond to the total return of stocks of mid-capitalization United States companies. The fund invests normally at least 80% of its assets in securities included in the Russell Midcap® Index. It lends securities to earn income.

### Category - Mid-Cap Blend

The typical mid-cap blend portfolio invests in U.S. stocks of various sizes and styles, giving it a middle-of-the-road profile. Most shy away from high-priced growth stocks but aren't so price-conscious that they land in value territory. The U.S. mid-cap range for market capitalization typically falls between \$1 billion and \$8 billion and represents 20% of the total capitalization of the U.S. equity market. The blend style is assigned to portfolios where neither growth nor value characteristics predominate.

#### Asset allocation

Cash	0.03%
U.S. stocks	98.44%
Non-U.S. stocks	1.54%
Bonds	0.00%
Other/Not classified	0.00%

#### 3-year risk measures

Beta	1.09
P/B ratio	2.87
P/E ratio	21.25
Standard deviation	20.11
Annual turnover ratio	8.00

#### Operations and management

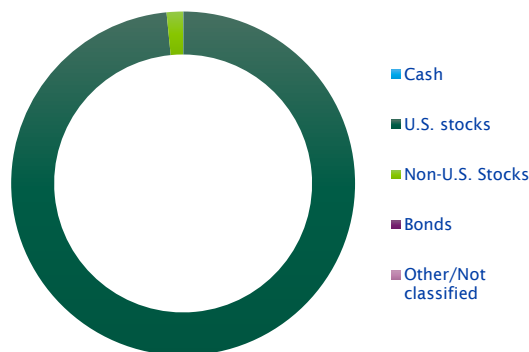
Separate account inception date	3/31/2023
Manager(s)	Multiple
	13.58 Yrs

#### Principal risks

Stock Market Volatility, Issuer-Specific Changes, Correlation to Index, Passive Management, Mid Cap Investing, Securities Lending

#### Portfolio composition

As of 02/28/2025




#### Top 10 holdings

As of 02/28/2025

Palantir Technologies Inc Ordinary Shares - Clas:	1.44%
AppLovin Corp Ordinary Shares - Class A	0.72%
Arthur J. Gallagher & Co	0.70%
Williams Companies Inc	0.59%
Bank of New York Mellon Corp	0.55%
Hilton Worldwide Holdings Inc	0.53%
Aflac Inc	0.51%
Simon Property Group Inc	0.51%
ONEOK Inc	0.49%
Royal Caribbean Group	0.49%
Percent of total net assets	6.53%

#### Portfolio style

##### Equity



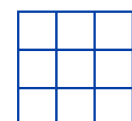
Large  
Mid  
Small

Value Blend Growth

##### Equity cap.

Large	5.00%
Medium	74.00%
Small	21.00%

##### Fixed Income



High  
Mod  
Low

Ltd Mod Ext

Avg. effective duration	N/A
Avg. effective maturity	N/A
Avg. credit quality	N/A

#### Sector weightings

Cyclical	38.65%
Sensitive	41.59%
Defensive	19.76%

Annuities are issued and administered by Sentry Life Insurance Company, Stevens Point, WI. In New York, annuities are issued and administered by Sentry Life Insurance Company of New York, Syracuse, NY, and are not available in all states. See contract for complete details: (Group Annuity) 840-300; (Group Annuity) 840-300 (NY). The information contained in this fact sheet is for illustrative purposes only and is not an indication of future composition or performance.

Neither Sentry Life Insurance Company, Sentry Life Insurance Company of New York, nor any affiliated entities or representatives may give legal, tax, or investment advice regarding the purchase or sale of specific securities or investments. This material is for general information and education purposes and is provided "AS IS" WITHOUT ANY WARRANTIES. For legal, tax, or investment advice or recommendations regarding the selection of specific investments, you should consult your attorney, tax advisor or licensed investment professional.

The fund characteristics shown above are provided by Morningstar Investment Management LLC, a registered investment advisor and subsidiary of Morningstar, Inc. It represents a combination of Sentry's separate account data and the underlying fund that supports the separate account.

For more current information including month-end performance, please visit [sentry.com/retirement](https://sentry.com/retirement).