



## Total Stock Index Account

Invests in the Vanguard Total Stock Market Index Fund - Admiral Shrs

Benchmark Morningstar US LM TR USD

### Investment objective and strategy

The investment seeks to track the performance of a benchmark index that measures the investment return of the overall stock market. The fund employs an indexing investment approach designed to track the performance of the CRSP US Total Market Index, which represents approximately 100% of the investable U.S. stock market and includes large-cap, mid-cap, small-cap, and micro-cap stocks regularly traded on the New York Stock Exchange and Nasdaq. It invests by sampling the index, meaning that it holds a broadly diversified collection of securities that, in the aggregate, approximates the full index in terms of key characteristics.

### Category - Large Blend

Large-blend portfolios are fairly representative of the overall U.S. stock market in size, growth rates and price. Stocks in the top 70% of the capitalization of the U.S. equity market are defined as large cap. The blend style is assigned to portfolios where neither growth nor value characteristics predominate. These portfolios tend to invest across the spectrum of U.S. industries, and owing to their broad exposure, the portfolios' returns are often similar to those of the S&P 500 Index.

#### Asset allocation

Cash	0.39%
U.S. stocks	99.07%
Non-U.S. stocks	0.53%
Bonds	0.00%
Other/Not classified	0.00%

#### 3-year risk measures

Beta	1.01
P/B ratio	3.64
P/E ratio	21.55
Standard deviation	17.73
Annual turnover ratio	3.00

#### Operations and management

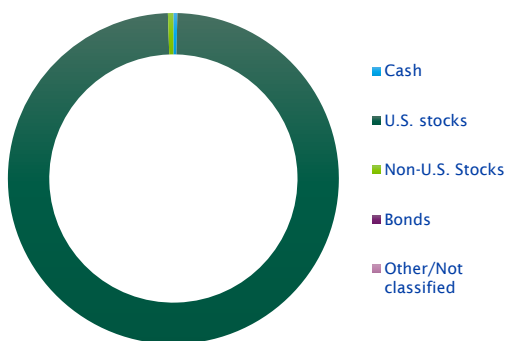
Separate account inception date	5/30/2014
Manager(s)	Multiple 29.08 Yrs

#### Principal risks

Loss of Money, Not FDIC Insured, Market/Market Volatility, Equity Securities, ETF, Market Trading, Sampling

#### Portfolio composition

As of 11/30/2023



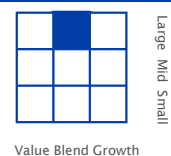
#### Top 10 holdings

As of 12/31/2023

Apple Inc	6.11%
Microsoft Corp	6.00%
Amazon.com Inc	3.04%
NVIDIA Corp	2.50%
Alphabet Inc Class A	1.78%
Meta Platforms Inc Class A	1.69%
Alphabet Inc Class C	1.47%
Tesla Inc	1.44%
Berkshire Hathaway Inc Class B	1.37%
Eli Lilly and Co	1.07%
Percent of total net assets	26.47%

#### Portfolio style

##### Equity

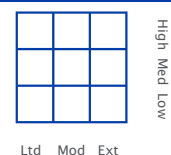


Large  
Mid  
Small

##### Equity cap.

Large	72.00%
Medium	20.00%
Small	8.00%

##### Fixed Income



High  
Med  
Low

Avg. effective duration	N/A
Avg. effective maturity	N/A
Avg. credit quality	N/A

#### Sector weightings

Cyclical	28.98%
Sensitive	50.17%
Defensive	20.85%

Annuities are issued and administered by SentryLife Insurance Company, Stevens Point, WI. In New York, annuities are issued and administered by Sentry Life Insurance Company of New York, Syracuse, NY, and are not available in all states. See contract for complete details: (Group Annuity) 840-300; (Group Annuity) 840-300(NY). The information contained in this fact sheet is for illustrative purposes only and is not an indication of future composition or performance.

Neither Sentry Life Insurance Company, Sentry Life Insurance Company of New York, nor any affiliated entities or representatives may give legal, tax, or investment advice or recommend any securities or investments. The brief discussion in this material is for general information and education purposes, and is neither complete nor necessarily up-to-date, and is provided "AS-IS" WITHOUT ANY WARRANTIES. Tax laws, regulations, and rulings are complex and subject to various interpretations and change. For complete up-to-date information please consult your attorney or tax advisor, or for investment advice or recommendations please consult a licensed investment professional.

For more current information including month-end performance, please log into your account at [sentry.com/customers/retirement-participants](https://sentry.com/customers/retirement-participants).