



International Large Blend Account

Invests in the MFS International Diversification Fund – R6 Shrs

Benchmark Morningstar Gbl xUS TME NR USD

Investment objective and strategy

The investment seeks capital appreciation. The fund is designed to provide diversification within the international asset class by investing the majority of its assets in other mutual funds advised by the adviser. The adviser seeks to diversify the fund's investments in terms of market capitalization (by including large, mid, and/or small cap underlying funds), by style (by including both growth and value underlying funds), and by geography (by including developed and emerging market underlying funds).

Category - Foreign Large Blend

Foreign large-blend portfolios invest in a variety of big international stocks. Most of these portfolios divide their assets among a dozen or more developed markets, including Japan, Britain, France, and Germany. These portfolios primarily invest in stocks that have market caps in the top 70% of each economically integrated market (such as Europe or Asia ex-Japan). The blend style is assigned to portfolios where neither growth nor value characteristics predominate. These portfolios typically will have less than 20% of assets invested in U.S. stocks.

Asset allocation

Cash	2.15%
U.S. stocks	4.83%
Non-U.S. stocks	93.02%
Bonds	0.00%
Other/Not classified	0.00%

3-year risk measures

Beta	0.99
P/B ratio	1.82
P/E ratio	14.00
Standard deviation	16.52
Annual turnover ratio	7.00

Operations and management

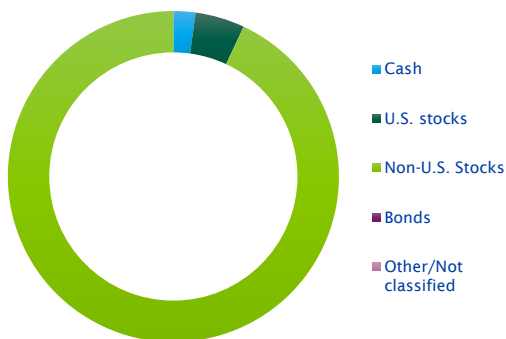
Separate account inception date	5/29/2020
Manager(s)	Multiple 5.33 Yrs

Principal risks

Allocation, underlying fund, equity market, growth company, value company, intrinsic value strategy, foreign, emerging markets, currency, focus, derivatives, leveraging, counterparty and third party, liquidity, investment selection

Portfolio composition

As of 11/30/2023



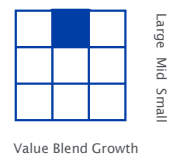
Top 10 holdings

As of 11/30/2023

MFS Research International R6	27.44%
MFS Emerging Markets Equity R6	17.27%
MFS International Intrinsic Value R6	15.02%
MFS International Growth R6	15.00%
MFS International Large Cap Value R6	14.99%
MFS International New Discovery R6	10.06%
Currency Cash CASH_USD	0.21%
N/A	0.00%
N/A	0.00%
N/A	0.00%
Percent of total net assets	99.99%

Portfolio style

Equity

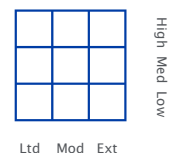


Large Mid Small

Equity cap.

Large	81.00%
Medium	17.00%
Small	1.00%

Fixed Income



High Med Low

Avg. effective duration	N/A
Avg. effective maturity	N/A
Avg. credit quality	N/A

Sector weightings

Cyclical	39.25%
Sensitive	38.42%
Defensive	22.33%

Annuities are issued and administered by SentryLife Insurance Company, Stevens Point, WI. In New York, annuities are issued and administered by Sentry Life Insurance Company of New York, Syracuse, NY, and are not available in all states. See contract for complete details: (Group Annuity) 840-300; (Group Annuity) 840-300(NY). The information contained in this fact sheet is for illustrative purposes only and is not an indication of future composition or performance.

Neither Sentry Life Insurance Company, Sentry Life Insurance Company of New York, nor any affiliated entities or representatives may give legal, tax, or investment advice or recommend any securities or investments. The brief discussion in this material is for general information and education purposes, and is neither complete nor necessarily up-to-date, and is provided "AS-IS" WITHOUT ANY WARRANTIES. Tax laws, regulations, and rulings are complex and subject to various interpretations and change. For complete up-to-date information please consult your attorney or tax advisor, or for investment advice or recommendations please consult a licensed investment professional.

For more current information including month-end performance, please log into your account at sentry.com/customers/retirement-participants.