



Global Blend Account

Invests in the Franklin Mutual Quest Fund - R6 Shrs

Benchmark Morningstar Gbl Allocation TR USD

Investment objective and strategy

The investment seeks capital appreciation; income in a secondary consideration. The fund invests primarily in equity securities (including securities convertible into, or that the investment manager expects to be exchanged for, common or preferred stock) of U.S. and foreign companies that the investment manager believes are available at market prices less than their value based on certain recognized or objective criteria (intrinsic value). The advisor expects to invest substantially and potentially up to 100% of its assets in foreign securities.

Category - Global Allocation

World-allocation portfolios seek to provide both capital appreciation and income by investing in three major areas: stocks, bonds, and cash. While these portfolios do explore the whole world, most of them focus on the U.S., Canada, Japan, and the larger markets in Europe. It is rare for such portfolios to invest more than 10% of their assets in emerging markets. These portfolios typically have at least 10% of assets in bonds, less than 70% of assets in stocks, and at least 40% of assets in non-U.S. stocks or bonds.

Asset allocation

Cash	2.88%
U.S. stocks	53.50%
Non-U.S. stocks	26.82%
Bonds	16.64%
Other/Not classified	0.14%

3-year risk measures

Beta	0.88
P/B ratio	1.55
P/E ratio	12.06
Standard deviation	13.65
Annual turnover ratio	101.19

Operations and management

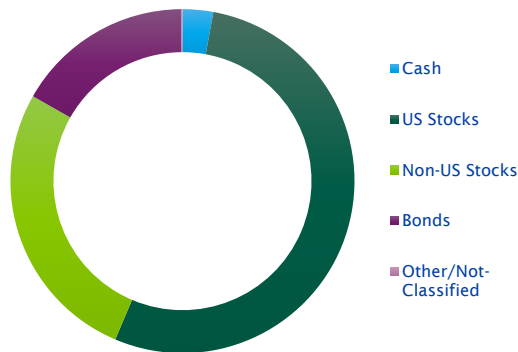
Separate acct inception date	5/30/2014
Manager(s)	Multiple 13.08 Yrs

Principal risks

Event-Driven Investment/Arbitrage Strategies, Foreign Securities, Loss of Money, Not FDIC Insured, Value Investing, Active Management, Market/Market Volatility, Restricted/Illiquid Securities, Derivatives, Small-Cap, Mid-Cap

Portfolio composition

As of 11/30/2023



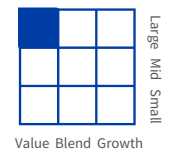
Top 10 holdings

As of 11/30/2023

Sorenson Communications Llc	3.51%
British American Tobacco PLC	2.74%
Elevance Health Inc	2.48%
CVS Health Corp	2.06%
The Walt Disney Co	1.97%
Global Payments Inc	1.88%
Wells Fargo & Co	1.84%
Deutsche Telekom AG	1.83%
Everest Group Ltd	1.81%
GSK PLC	1.71%
Percent of total net assets	21.83%

Portfolio style

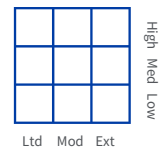
Equity



Equity cap.

Large	54.00%
Medium	35.00%
Small	11.00%

Fixed Income



Avg. effective duration	N/A
Avg. effective maturity	N/A
Avg. credit quality	N/A

Sector weightings

Cyclical	35.23%
Sensitive	29.55%
Defensive	35.22%

Annuities are issued and administered by Sentry Life Insurance Company, Stevens Point, WI. In New York, annuities are issued and administered by Sentry Life Insurance Company of New York, Syracuse, NY, and are not available in all states. See contract for complete details: (Group Annuity) 840-300; (Group Annuity) 840-300(NY). The information contained in this fact sheet is for illustrative purposes only and is not an indication of future composition or performance.

Neither Sentry Life Insurance Company, Sentry Life Insurance Company of New York, nor any affiliated entities or representatives may give legal, tax, or investment advice or recommend any securities or investments. The brief discussion in this material is for general information and education purposes, and is neither complete nor necessarily up-to-date, and is provided "AS-IS" WITHOUT ANY WARRANTIES. Tax laws, regulations, and rulings are complex and subject to various interpretations and change. For complete up-to-date information please consult your attorney or tax advisor, or for investment advice or recommendations please consult a licensed investment professional.

For more current information including month-end performance, please log into your account at sentry.com/customers/retirement-participants.