



Large Cap Growth Account II

Invests in the Franklin DynaTech Fund - R6 Shrs

Benchmark Morningstar US LM Brd Growth TR USD

Investment objective and strategy

The investment seeks capital appreciation. The fund invests primarily in equity securities of companies that the investment manager believes are leaders in innovation, take advantage of new technologies, have superior management, and benefit from new industry conditions in the dynamically changing global economy. It invests predominantly in common stock. The fund managers may invest in companies in any economic sector or of any market capitalization and may invest in companies both inside and outside of the United States.

Category - Large Growth

Large-growth portfolios invest primarily in big U.S. companies that are projected to grow faster than other large-cap stocks. Stocks in the top 70% of the capitalization of the U.S. equity market are defined as large cap. Growth is defined based on fast growth (high growth rates for earnings, sales, book value, and cash flow) and high valuations (high price ratios and low dividend yields). Most of these portfolios focus on companies in rapidly expanding industries.

Asset allocation

Cash	0.31%
U.S. stocks	90.67%
Non-U.S. stocks	9.02%
Bonds	0.00%
Other/Not classified	0.00%

3-year risk measures

Beta	1.21
P/B ratio	9.26
P/E ratio	41.46
Standard deviation	25.05
Annual turnover ratio	15.29

Operations and management

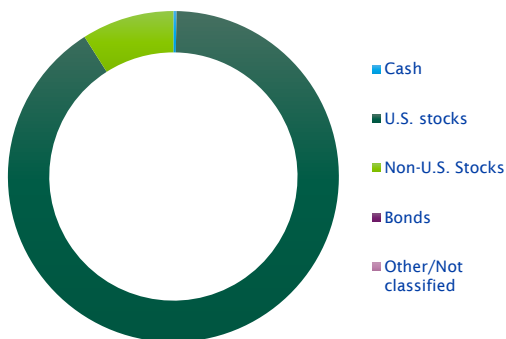
Separate account inception date	5/30/2014
Manager(s)	Multiple
	56.00 Yrs

Principal risks

Foreign Securities, Loss of Money, Not FDIC Insured, Growth Investing, Active Management, Market/Market Volatility, Portfolio Diversification, Small-Cap, Mid-Cap

Portfolio composition

As of 11/30/2023



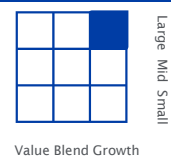
Top 10 holdings

As of 11/30/2023

NVIDIA Corp	8.15%
Microsoft Corp	8.03%
Amazon.com Inc	6.88%
Alphabet Inc Class A	4.06%
ServiceNow Inc	3.71%
Mastercard Inc Class A	3.31%
Synopsys Inc	3.20%
Tesla Inc	3.05%
Cadence Design Systems Inc	2.96%
Intuit Inc	2.69%
Percent of total net assets	46.04%

Portfolio style

Equity



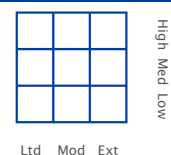
Large Mid Small

Value Blend Growth

Equity cap.

Large	82.00%
Medium	17.00%
Small	1.00%

Fixed Income



High Med Low

Ltd Mod Ext

Avg. effective duration	N/A
Avg. effective maturity	N/A
Avg. credit quality	N/A

Sector weightings

Cyclical	18.65%
Sensitive	69.53%
Defensive	11.82%

Annuities are issued and administered by SentryLife Insurance Company, Stevens Point, WI. In New York, annuities are issued and administered by Sentry Life Insurance Company of New York, Syracuse, NY, and are not available in all states. See contract for complete details: (Group Annuity) 840-300; (Group Annuity) 840-300(NY). The information contained in this fact sheet is for illustrative purposes only and is not an indication of future composition or performance.

Neither Sentry Life Insurance Company, Sentry Life Insurance Company of New York, nor any affiliated entities or representatives may give legal, tax, or investment advice or recommend any securities or investments. The brief discussion in this material is for general information and education purposes, and is neither complete nor necessarily up-to-date, and is provided "AS-IS" WITHOUT ANY WARRANTIES. Tax laws, regulations, and rulings are complex and subject to various interpretations and change. For complete up-to-date information please consult your attorney or tax advisor, or for investment advice or recommendations please consult a licensed investment professional.

For more current information including month-end performance, please log into your account at sentry.com/customers/retirement-participants.