



Total Bond Index Account

Invests in the Vanguard Total Bond Market Index Fund - Admiral Shrs
 Benchmark Morningstar US Core Bd TR USD

Investment objective and strategy

The investment seeks the performance of a broad, market-weighted bond index. The fund employs an indexing investment approach designed to track the performance of the Barclays U.S. Aggregate Float Adjusted Index. This index represents a wide spectrum of public, investment-grade, taxable, fixed income securities in the United States-including government, corporate, and international dollar-denominated bonds, as well as mortgage-backed and asset-backed securities-all with maturities of more than 1 year. All of the fund's investments will be selected through the sampling process, and at least 80% of the fund's assets will be invested in bonds held in the index.

Category - Intermediate-Term Bond

Intermediate-term bond portfolios invest primarily in corporate and other investment-grade U.S. fixed-income issues and typically have durations of 3.5 to 6.0 years. These portfolios are less sensitive to interest rates, and therefore less volatile, than portfolios that have longer durations. Morningstar calculates monthly breakpoints using the effective duration of the Morningstar Core Bond Index in determining duration assignment. Intermediate-term is defined as 75% to 125% of the three-year average effective duration of the MCBI.

Asset allocation

Cash	0.96%
U.S. stocks	0.00%
Non-U.S. stocks	0.00%
Bonds	99.03%
Other/Not classified	0.01%

3-yr risk measures

Beta	1.00
P/B ratio	N/A
P/E ratio	N/A
Standard deviation	7.21
Annual turnover ratio	40.00

Operations and management


Separate account inception date	12/30/2005
Manager(s) Joshua C. Barrickman	10.92 Yrs

Principal risks

Credit and Counterparty, Extension, Prepayment (Call), Loss of Money, Not FDIC Insured, Income, Interest Rate, ETF, Market Trading, Sampling

Portfolio composition

As of 11/30/2023



- Cash
- US Stocks
- Non-US Stocks
- Bonds
- Other/Not-Classified

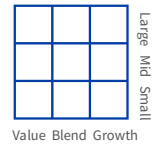
Top 10 holdings

As of 12/31/2023

United States Treasury Notes	0.47%
United States Treasury Notes	0.46%
United States Treasury Notes	0.45%
United States Treasury Notes	0.45%
United States Treasury Notes	0.43%
United States Treasury Notes	0.41%
United States Treasury Notes	0.40%
United States Treasury Notes	0.40%
United States Treasury Notes	0.40%
United States Treasury Notes	0.39%
Percent of total net assets	4.26%

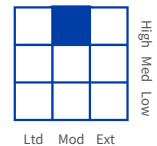
Portfolio style

Equity



Equity cap.	
Large	N/A
Medium	N/A
Small	N/A

Fixed Income



Avg. effective duration	6.30 Yrs
Avg. effective maturity	8.70 Yrs
Avg. credit quality	AA

Sector weightings

Cyclical	N/A
Sensitive	N/A
Defensive	N/A

Annuities are issued and administered by SentryLife Insurance Company, Stevens Point, WI. In New York, annuities are issued and administered by Sentry Life Insurance Company of New York, Syracuse, NY, and are not available in all states. See contract for complete details: (Group Annuity) 840-300; (Group Annuity) 840-300(NY). The information contained in this fact sheet is for illustrative purposes only and is not an indication of future composition or performance.

Neither Sentry Life Insurance Company, Sentry Life Insurance Company of New York, nor any affiliated entities or representatives may give legal, tax, or investment advice or recommend any securities or investments. The brief discussion in this material is for general information and education purposes, and is neither complete nor necessarily up-to-date, and is provided "AS-IS" WITHOUT ANY WARRANTIES. Tax laws, regulations, and rulings are complex and subject to various interpretations and change. For complete up-to-date information please consult your attorney or tax advisor, or for investment advice or recommendations please consult a licensed investment professional.

For more current information including month-end performance, please log into your account at sentry.com/customers/retirement-participants