



# Large Cap Growth Account IV

Invests in the T. Rowe Price Blue Chip Growth Fund – 1 Shrs

Benchmark Morningstar US LM Brd Growth TR USD

## Investment objective and strategy

The investment seeks long-term capital growth. Income is a secondary objective. The fund will normally invest at least 80% of its net assets in the common stocks of large and medium-sized blue chip growth companies. It focuses on companies with leading market positions, seasoned management, and strong financial fundamentals.

## Category - Large Growth

Large-growth portfolios invest primarily in big U.S. companies that are projected to grow faster than other large-cap stocks. Stocks in the top 70% of the capitalization of the U.S. equity market are defined as large cap. Growth is defined based on fast growth (high growth rates for earnings, sales, book value, and cash flow) and high valuations (high price ratios and low dividend yields). Most of these portfolios focus on companies in rapidly expanding industries.

### Asset allocation

Cash	0.50%
U.S. stocks	95.15%
Non-U.S. stocks	3.56%
Bonds	0.22%
Other/Not classified	0.56%

### 3-year risk measures

Beta	1.14
P/B ratio	7.91
P/E ratio	33.46
Standard deviation	22.25
Annual turnover ratio	10.50

### Operations and management

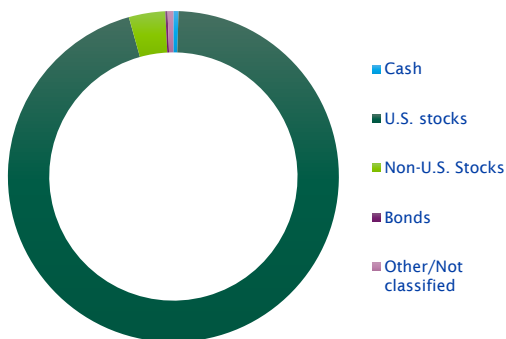
Separate account inception date	5/29/2020
Manager(s)	Paul D. Greene
	2.25 Yrs

### Principal risks

Stock market, sector, foreign currency, derivative

### Portfolio composition

As of 09/30/2023



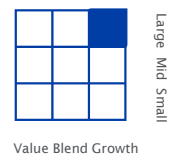
### Top 10 holdings

As of 09/30/2023

Microsoft Corp	13.35%
Apple Inc	10.15%
Amazon.com Inc	7.73%
Alphabet Inc Class C	6.95%
NVIDIA Corp	6.26%
Meta Platforms Inc Class A	4.94%
UnitedHealth Group Inc	3.51%
Visa Inc Class A	3.25%
Eli Lilly and Co	3.10%
Tesla Inc	2.88%
Percent of total net assets	62.12%

### Portfolio style

#### Equity

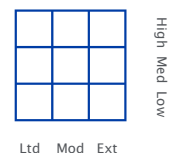


Large Mid Small

#### Equity cap.

Large	96.00%
Medium	4.00%
Small	0.00%

#### Fixed Income



High Med Low

Avg. effective duration	N/A
Avg. effective maturity	N/A
Avg. credit quality	N/A

### Sector weightings

Cyclical	25.44%
Sensitive	60.06%
Defensive	14.5%

Annuities are issued and administered by SentryLife Insurance Company, Stevens Point, WI. In New York, annuities are issued and administered by Sentry Life Insurance Company of New York, Syracuse, NY, and are not available in all states. See contract for complete details: (Group Annuity) 840-300; (Group Annuity) 840-300(NY). The information contained in this fact sheet is for illustrative purposes only and is not an indication of future composition or performance.

Neither Sentry Life Insurance Company, Sentry Life Insurance Company of New York, nor any affiliated entities or representatives may give legal, tax, or investment advice or recommend any securities or investments. The brief discussion in this material is for general information and education purposes, and is neither complete nor necessarily up-to-date, and is provided "AS-IS" WITHOUT ANY WARRANTIES. Tax laws, regulations, and rulings are complex and subject to various interpretations and change. For complete up-to-date information please consult your attorney or tax advisor, or for investment advice or recommendations please consult a licensed investment professional.

For more current information including month-end performance, please log into your account at [sentry.com/customers/retirement-participants](https://sentry.com/customers/retirement-participants).