



Small Cap Value Account

Invests in the Janus Henderson Small Cap Value Fund - N Shrs
Benchmark Morningstar US Small Brd Val Ext TR USD

Investment objective and strategy

The investment seeks capital appreciation. The fund pursues its investment objective by investing primarily in the common stocks of small companies whose stock prices are believed to be undervalued by the fund's portfolio managers. It invests, under normal circumstances, at least 80% of its net assets (plus any borrowings for investment purposes) in equity securities of small companies whose market capitalization, at the time of initial purchase, is less than the 1-month average of the maximum market capitalization for companies included in the Russell 2000 Value Index. The fund may invest up to 20% of its net assets in cash or similar investments.

Category - Small Value

Small-value portfolios invest in small U.S. companies with valuations and growth rates below other small-cap peers. Stocks in the bottom 10% of the capitalization of the U.S. equity market are defined as small-cap. Value is defined based on low valuations (low price ratios and high dividend yields) and slow growth (low growth rates for earnings, sales, book value, and cash flow).

Asset allocation

Cash	1.87%
U.S. stocks	93.60%
Non-U.S. stocks	4.53%
Bonds	0.00%
Other/Not classified	0.00%

3-year risk measures

Beta	1.07
P/B ratio	1.62
P/E ratio	16.70
Standard deviation	21.94
Annual turnover ratio	36.00

Operations and management

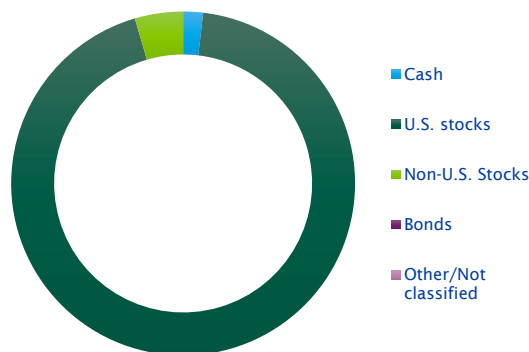
Separate account inception date	5/29/2015
Manager(s)	Multiple
	16.08 Yrs

Principal risks

Long-Term Outlook and Projections, Loss of Money, Not FDIC Insured, Value Investing, Active Management, Market/Market Volatility, Equity Securities, Small-Cap, Real Estate/REIT Sector

Portfolio composition

As of 01/31/2025



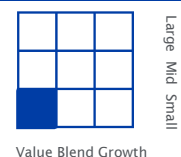
Top 10 holdings

As of 01/31/2025

Axis Capital Holdings Ltd	2.85%
Fulton Financial Corp	2.65%
Ameris Bancorp	2.38%
The Hanover Insurance Group Inc	2.27%
Cushman & Wakefield PLC	2.16%
Kirby Corp	2.13%
Stag Industrial Inc	2.11%
Wintrust Financial Corp	2.06%
Chord Energy Corp Ordinary Shares - New	0.00%
Eastern Bankshares Inc Ordinary Shares	1.94%
Percent of total net assets	20.55%

Portfolio style

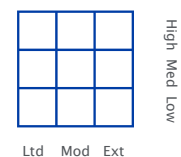
Equity



Equity cap.

Large	0.00%
Medium	9.00%
Small	90.00%

Fixed Income



Avg. effective duration	N/A
Avg. effective maturity	N/A
Avg. credit quality	N/A

Sector weightings

Cyclical	60.37%
Sensitive	27.05%
Defensive	12.58%

Annuities are issued and administered by Sentry Life Insurance Company, Stevens Point, WI. In New York, annuities are issued and administered by Sentry Life Insurance Company of New York, Syracuse, NY, and are not available in all states. See contract for complete details: (GroupAnnuity) 840-300; (Group Annuity) 840-300 (NY). The information contained in this fact sheet is for illustrative purposes only and is not an indication of future composition or performance.

Neither Sentry Life Insurance Company, Sentry Life Insurance Company of New York, nor any affiliated entities or representatives may give legal, tax, or investment advice regarding the purchase or sale of specific securities or investments. This material is for general information and education purposes and is provided "AS IS" WITHOUT ANY WARRANTIES. For legal, tax, or investment advice or recommendations regarding the selection of specific investments, you should consult your attorney, tax advisor or licensed investment professional.

The fund characteristics shown above are provided by Morningstar Investment Management LLC, a registered investment advisor and subsidiary of Morningstar, Inc. It represents a combination of Sentry's separate account data and the underlying fund that supports the separate account.

For more current information including month-end performance, please visit sentry.com/retirement.